



OREGON FOOTBALL

2017 RECORD BOOK



2017 OREGON FOOTBALL RECORD BOOK



2017 OREGON FOOTBALL

TABLE OF CONTENTS

GENERAL INFORMATION

Quick Facts	2
Media Information	3
Rosters	4
2017 Squad Breakdown	6
Returning Honorees	7
2017 Preview & Outlook	8

2016 SEASON REVIEW

Team Statistics	10
Individual Statistics	10
Defensive Leaders	12
Individual Game-by-Game	13
Game-by-Game Starters	16
Scoring Drives	17
Individual and Team Game Highs	18
The Last Time...	19
Game Summaries	21

COACHING STAFF

Willie Taggart (HC)	34
Joe Salave'a (AHC/DL)	36
Marcus Arroyo (Co-OC/QB/TE)	37
Mario Cristobal (Co-OC/OL)	38
Jim Leavitt (DC/ILB)	39
Charles Clark (CB)	40
Keith Heyward (S)	41
Michael Johnson (WR)	42
Donte Pimpton (RB)	43
Raymond Woodie (OLB/STC)	44
Irele Oderinde (S&C)	45

Graduate Assistants and Football Analysts	46
Rob Mullens (Director of Athletics)	47
Michael Schill (University President)	48

OREGON FOOTBALL HISTORY

All-Time Coaches	50
All-Time Letterwinners	51
Hall of Fame Ducks	59
Notable Oregon Standouts	60
Oregon Football Year-by-Year	68
Year-by-Year Results	70
UO All-Time vs. Opponents	79
UO vs. 2016 Opponents	80
All-Time National Rankings	84
Ducks in the NFL Draft	87
Senior Postseason Participants	89
Ducks in the Super Bowl	91
Individual Records Summary	92
Team Records Summary	95
Individual Single-Game Records	96
Individual Single-Season Records	98
Individual Career Records	102
Autzen Stadium/All-Time Top Crowds	104
Autzen Individual Records	105
Autzen Team Records	106
Year-by-Year Statistic Leaders	107
Year-by-Year Offensive Statistics	111
Year-by-Year Defensive Statistics	113
100-Yard Rushing Games	115
1,000-Yard Rushing Seasons	123
100-Yard Receiving Games	125

250-Yard Passers	132
300-Yard Passers	134
Heisman Trophy	135
Johnny Unitas Golden Arm Award	136
Walter Camp Award	137
Davey O'Brien Award	138
Manning Award	139
Doak Walker Award	140
First-Team All-Americans	141
Award Winners	142
Bowl Game History	150

GODUCKS.COM

For the latest information about Oregon Football, visit the official UO athletics website: www.GoDucks.com

PLAYER BIOS ONLINE

All updated player bios can be viewed at www.GoDucks.com/football.

CREDITS

Editors: Andy McNamara, Todd Miles, Dave Williford
Contributors: Nate Krueger, Joe Waltasti, Lillian Morrill, Derren Iha
Photographers: Steve Dykes, Eric Evans, John Giustina, Geoff Thurner
Cover Design: Thuc Vinh

QUICK FACTS - 122nd SEASON OF OREGON FOOTBALL

GENERAL INFORMATION

Location	Eugene, Ore.
Founded	1876
Enrollment	24,000
Nickname	Ducks
Colors	Green and Yellow
Stadium (Capacity)	Autzen (54,000)
Playing Surface	FieldTurf
Conference	Pac-12
First Football Season	1894
President	Michael Schill
Faculty Representative	Tim Gleason
Athletics Website	GoDucks.com
Facebook	facebook.com/OregonFootball
Twitter	@OregonFootball (Football), @GoDucks (General)

ATHLETICS DEPARTMENT

(541) 346-4481

Director of Athletics	Rob Mullens
Deputy AD/Senior Woman Administrator/Title IX Coord.	Lisa Peterson
Special Assistant to the AD	Lorraine Davis
Executive Sr. Associate Athletics Director/Finance & Admin.	Eric Roedel
Sr. Associate Athletics Director/Development	H.J. Cohn
Sr. Associate AD/Facilities, Operations & Events	Mike Duncan
Sr. Associate AD/FB Admin. & Operations	Jeff Hawkins
Sr. Associate AD	Craig Pintens
Sr. Associate AD/Chief Compliance Officer	Jody Sykes
Sr. Associate AD/Communications	Jimmy Stanton
Associate AD	Vin Lananna
Associate AD/Facilities & Events	Devon Shea
Associate AD	Herb Yamanaka

FOOTBALL STAFF

(541) 346-3825

Head Coach	Willie Taggart (Western Kentucky '98)
Record at Oregon	First Season
Career Record	Overall: 40-45 (.471); Conference: 31-25 (.554)

ASSISTANT COACHES

Assistant Head Coach	Joe Salave'a (Arizona, '97)
Co-Offensive Coordinator/QB & TE	Marcus Arroyo (San Jose State, '03)
Co-Offensive Coordinator/Run Game & OL	Mario Cristobal (Miami, '93)
Defensive Coordinator/Inside Linebackers	Jim Leavitt (Missouri, '78)
Cornerbacks	Charles Clark (Mississippi, '07)
Safeties	Keith Heyward (Oregon State, '00)
Wide Receivers	Michael Johnson (Akron, '08)
Running Backs	Donte Pimpleton (Western Kentucky, '02)
Outside Linebackers/Special Teams	Raymond Woodie (Bethune-Cookman, '96)
Head Football Strength Coach	Irele Oderinde (Western Kentucky, '03)
Graduate Assistants	Kwame Agyeman, David Gilbertson, Ikaika Johnson, Cody Woodiel
Football Analysts	Matt Noyer, Chris Norris

SUPPORT STAFF

Assoc. AD/Director of Football Ops.	Sharrod Everett (Campbellsville, '04)
Assoc. AD/Director of Player Engagement	Trae Hackett (Western Kentucky, '00)
Asst. AD/Football Recruiting Operations	David Kelly (Furman, '79)
Asst. Director Football Operations	Julie Reed (Western Kentucky, '09)
Football Operations Assistant	Cassidy Noyer (Oregon, '13)
Football Operations Assistant	Kodi Look (Oregon State, '12)
Director of Athletic Medicine	Dr. Greg Skaggs (Creighton, '88)
Assoc. Dir., Athletic Medicine/Football	Kevin Steil (Chico State, '89)
Assoc. Dir., Athletic Medicine	Kim Terrell (Oregon, '81)
Asst. AD/Director of Communications	Andy McNamara (Maine, '96)

Director of Equipment Operations	Aaron Wasson (Kentucky, '00)
Football Equipment Administrator	Kenny Farr (Oregon, '02)
Video Coordinator	Steve Pohl (Georgetown College, '92)
Asst. Video Coordinator	TBA
Director of Football External Relations	Montaze Trumbo
Director of Performance and Sports Science	Andrew Murray (Glasgow, '06)
Director of Sports Nutrition	TBA

FOOTBALL FACTS

2016 Record	4-8
2016 Pac-12 Record/Finish	2-7/6th
2016 Final National Ranking	NA
All-Time Record	639-489-46 (.564)
All-Time Pac-12 Record	317-316-20 (.501)
Lettermen Returning (Off., Def., ST)/Lost	47 (21, 24, 2) / 27 (12, 13, 2)
Starters Returning/Lost (Off., Def., ST)	18 (8, 8, 2) / 8 (3, 3, 2)
2016 All-America Honorees Returning/Lost	0/0
2016 1st-Team All-Pac-12 Honorees Returning/Lost	0/1
All-Time Bowl Record	13-17
Bowl Appearances Since 1990	23
BCS/CFP Bowl Record	3-2/1-1
Last Bowl Appearance	2016 Valero Alamo Bowl vs. TCU (L, 47-41 3OT)
All-Time All-America Awards	38
Unanimous/Consensus All-America Awards	2/7
College Football Hall of Fame Inductees	8
Pro Football Hall of Fame Inductees	6

OFFENSIVE STARTERS RETURNING (*8) - CAREER STATS

WR Charles Nelson (Sr., 23 GS, 92 rec, 1,151 yds, 13 TD) - LT Brady Aiello (So., 10 GS) - *LT Tyrell Crosby (Sr., 23 GS) - LG Shane Lemieux (So., 12 GS), C Jake Hanson (Fr., 12 GS) - RT Calvin Throckmorton (So., 12 GS) - QB Justin Herbert (So., 7 GS, 162-for-255, 1,936 yds, 4 int, 19 TD) - RB Royce Freeman (Sr., 34 GS, 703 carries, 4,146 yds, 44 TD)

*includes one 2015 starter

OFFENSIVE STARTERS LOST (3) - CAREER STATS

WR Darren Carrington (15 GS, 112 rec, 1,919 yds, 15 TD) - RG Cameron Hunt (43 GS) - TE Pharoah Brown (21 GS, 70 rec, 1,011 yds, 13 TD)

DEFENSIVE STARTERS RETURNING (8) - CAREER STATS

DE Justin Hollins (Jr., 12 GS, 61 TT, 10.5 TFL, 3.0 Sacks) - DT Henry Mondeaux (Sr., 19 GS, 66 TT, 11.0 TFL, 5.0 Sacks) - LB Troy Dye (So., 91 TT, 13.0 TFL, 6.5 Sacks, 1 INT) - LB Jimmy Swain (7 GS, 103 TT, 2.5 TFL, 2 PBU), - DB Tyree Robinson (Sr., 23 GS, 153 TT, 4 INT, 2.0 Sacks, 2 FR) - S Khalil Oliver (Jr., 7 GS, 73 TT, 3.0 TFL, 2 INT, 1 FR) - CB Arrion Springs (Sr., 20 GS, 95 TT, 4.5 TFL, 1 INT, 24 PBU)

DEFENSIVE STARTERS LOST (3) - CAREER STATS

DT Austin Maloata (7 GS, 42 TT, 3.5 TFL, 1.5 Sacks) - DT Rex Manu (9 GS, 19 TT, 2.5 TFL, 1.0 Sack) - LB Johnny Ragin III (7 GS, 73 TT, 2.0 TFL, 1 PBU)

SPECIALISTS RETURNING (2) - CAREER STATS

LS Tanner Carew (Sr.) - PK Aidan Schneider (Sr., 42-48 FG, 149-152 PAT, 275 Points)

SPECIALISTS LOST (2) - CAREER STATS

KO Matt Wogan (14-18 FG, 123 Points, 63.0 KO Avg., 158 TB) - P Ian Wheeler (38 GP, 38.9 Avg., 38 I20, 10 50+)

MEDIA INFORMATION

MEDIA AVAILABILITY

The interview schedule for head coach Willie Taggart and the 2017 Oregon football team will be released in advance of the beginning of Fall Camp.

INTERVIEW POLICIES

All interview requests for players and coaches must be submitted by 3 p.m. (PT) the day prior and must go through the Athletic Communications Office. Days and times of the interviews will be released before the beginning of Fall Camp.

CREDENTIALS

Procedures for making requests for press box and photo credentials for all games at Autzen Stadium will be released leading up to the season opener against Southern Utah.

PARKING

A limited number of parking passes will be made available through the Oregon Athletic Communications Office. Access to parking (Lots 8 and 9) may be obtained via Leo Harris Parkway directly south of the stadium press box.

TELEPHONES & INTERNET (*Autzen Press Box - 541-346-7074*)

Individuals may install private telephone lines at their expense. Access instructions for wireless internet can be obtained outside the Athletic Communications workroom.

PHOTOGRAPHERS

All photographers must check out a photo vest prior to kickoff at the Athletic Communications workroom in the press box. Credentialed personnel working the sidelines must obey the NCAA rules pertaining to sideline boundaries. Photographers are to be no closer than six feet to the playing field and must be outside the 25-yard lines at each end of the field. Photographers are not allowed inside the team boxes. Passes and vests must be worn in an easily visible manner by all photographers in all weather conditions. A work area to send digital photos is located underneath the stands in the east end zone.

LOCKER ROOMS

Oregon's locker room is located in the Hatfield-Dowlin Complex west of the Casanova Center. The visitor's locker room is located at the east end of Autzen Stadium. The home locker room is closed following the game, but Oregon's postgame interviews are conducted in the interview room on the third floor of the HDC. For the visiting team's postgame interview policy, contact the visiting team's SID.

OREGON IMG SPORTS NETWORK

The Oregon Sports Network, now under the oversight of Oregon IMG Sports Marketing, begins its 30th season of operation within the athletics department, continuing to broadcast all Oregon football, men's and women's basketball and baseball contests and coaches shows exclusively along its state-wide affiliate network. Veteran Oregon sportscaster Jerry Allen, now in his 30th year as the Ducks' popular radio play-by-play voice, is joined by former UO quarterback Mike Jorgensen for his 27th season. The cornerstones of the Oregon Sports Network are Cumulus Broadcasting (KUGN, 590-AM) in Eugene/Springfield and Alpha Broadcasting (750 The Game [AM]) in Portland. KUGN has been the Eugene broadcast partner for the last 21 years, while KXL has been part of the network since its inception.

PAC-12 NETWORK

Select Oregon football games will be televised live on Pac-12 Network, including the season opener vs. Southern Utah at Autzen Stadium (Sept. 2). The conference's full-time linear television networks is in its fifth year of operation.

2017 SCHEDULE

S2	Southern Utah	Eugene
S9	Nebraska	Eugene
S16	at Wyoming	Laramie
S23	at Arizona State	Tempe
S30	California	Eugene
O7	Washington State	Eugene
O14	at Stanford	Stanford
Q21	at UCLA	Pasadena
Q28	Utah	Eugene
N4	at Washington	Seattle
N18	Arizona	Eugene
N25	Oregon State	Eugene

2016 RESULTS

S3	UC Davis	W, 53-28
S10	Virginia	W, 44-26
S17	at Nebraska	L, 35-32
S24	Colorado	L, 41-38
O1	at Washington State	L, 51-33
O8	Washington	L, 70-21
Q21	at California	L, 42-49 (2OT)
Q29	Arizona State	W, 54-35
N5	at USC	L, 45-20
N12	Stanford	L, 52-27
N19	at Utah	W, 30-28
N26	at Oregon State	L, 34-24

UO ATHLETIC COMMUNICATIONS

Len Casanova Center | 2727 Leo Harris Parkway
Eugene, OR 97401 | PH: 541-346-5488

Jimmy Stanton
Sr. Associate AD/Communications
Office: 541-346-5538 • Mobile: 615-975-7322
Email: jstanton@uoregon.edu
Twitter: @jimmystanton

Andy McNamara
Asst. AD/Dir. of Communications
Office: 541-346-2253 • Mobile: 541-543-0123
Email: mcnamara@uoregon.edu
Twitter: @McNamaraUO

Todd Miles
Associate Director
Office: 541-346-0962 • Mobile: 541-321-3427
Email: miles@uoregon.edu
Twitter: @MilesUO

Rob Moseley
Editor, GoDucks.com • @DuckFootball
541-346-2250 • rmoseley@uoregon.edu

Greg Walker
Associate Director
541-346-2252 • gswalker@uoregon.edu

Joe Waltasti
Assistant Director • @GoDucksJoe
541-346-7332 • waltasti@uoregon.edu

Nate Krueger
Assistant Director • @natejkrueger
541-346-5475 • nkrueger@uoregon.edu

2017 OREGON FOOTBALL FALL ROSTER

NUMERICAL		
No.	Name	Pos.
1	Arrion Springs	CB
2	Tyree Robinson	S
3	Jonah Moi	OLB
4	Thomas Graham Jr.	CB
5	Taj Griffin	WR
5	Scott Pagano	DL
6	Charles Nelson	WR
7	Ugochukwu Amadi	CB
10	Ty Griffin	CB
10	Justin Herbert	QB
11	Braxton Burmeister	QB
11	Justin Hollins	OLB
12	Taylor Alie	QB
12	Sampson Niu	ILB
13	Dillon Mitchell	WR
14	Demetri Burch	ATH
15	Deommodore Lenoir	CB
16	Nick Pickett	S
17	Mike Irwin	QB
17	Juwaan Williams	S
18	Jimmie Swain	ILB
19	Fotu T. Leiato II	OLB
20	Tony Brooks-James	RB
21	Royce Freeman	RB
21	Mattrell McGraw	S
22	Darrian Felix	RB
22	Jihree Stewart	CB
23	Malik Lovette	WR
24	Keith Simms	OLB
25	Brady Breeze	S
25	CJ Verdell	RB
26	Kyle Buckner	WR
26	Khalil Oliver	S
27	Jacob Breeland	TE
28	Billy Gibson	S
28	Chayce Maday	WR
29	Kani Benoit	RB
29	Pou Peleti-Gore	OLB
30	Jaylon Redd	WR
31	Sean Killpatrick	S
32	La'Mar Winston	OLB
33	Cyrus Habibi-Likio	RB
34	Jordon Scott	DL
35	Troy Dye	LB
37	Ivan Faulhaber	TE
37	Dexter Myers	CB
38	Alec Hallman	K
39	Kaulana Apelu	ILB
40	Zach Emerson	K
40	Taylor Stinson	TE

No.	Name	Pos.	Ht.	Wt.	Cl.-Exp.	Hometown (Last School/HS)
66	Brady Aiello	OL	6-7	307	So.-1L*	Lafayette, CA (Acalanes)
12	Taylor Alie	QB	6-0	184	Sr.-3L*	Eugene, OR (Sheldon)
7	Ugochukwu Amadi	CB	5-9	197	Jr.-2L	Nashville, TN (Overton)
39	Kaulana Apelu	ILB	5-11	200	Jr.-2L	Aiea, HI (Kamehameha)
50	Popo Aumavae	DL	6-3	347	Fr.-HS	Stockton, CA (St. Mary's)
51	Gary Baker	DL	6-3	325	So.-1L*	Upland, CA (Upland)
60	Logan Bathke	OL	6-5	288	Fr.-RS*	Orange, CA (Lutheran)
87	Ryan Bay	TE	6-3	231	So.-SQ*	Tigard, OR (Tigard)
29	Kani Benoit	RB	5-10	209	Sr.-2L*	Phoenix, AZ (Phx. Thunderbird)
27	Jacob Breeland	TE	6-5	241	So.-1L*	Mission Viejo, CA (Trabuco Hills)
25	Brady Breeze	S	6-0	194	Fr.-RS*	Lake Oswego, OR (Central Catholic)
88	Drake Brennan	TE	6-8	253	So.-SQ*	Grants Pass, OR (Grants Pass)
57	Doug Brenner	OL	6-2	321	Sr.-3L*	Portland, OR (Jesuit)
20	Tony Brooks-James	RB	5-9	175	Jr.-2L*	Gainesville, FL (Gainesville)
26	Kyle Buckner	WR	6-3	186	So.-SQ*	Eastvale, CA (Roosevelt)
14	Demetri Burch	ATH	6-0	193	Fr.-HS	Apopka, FL (Apopka)
11	Braxton Burmeister	QB	6-1	204	Fr.-HS	La Jolla, CA (La Jolla Country Day)
71	Jacob Capra	OL	6-4	311	Fr.-RS*	Auburn, CA (Placer)
58	Tanner Carew	LS	6-1	242	Sr.-3L	Chino Hills, CA (Damien)
90	Drayton Carlberg	DL	6-5	286	So.-1L*	Minneapolis, MN (DeLaSalle)
85	Alfonso Cobb	WR	6-0	174	Fr.-RS*	Chesterhill, OH (Federal Hocking)
73	Tyrell Crosby	OL	6-5	320	Sr.-3L	Henderson, NV (Green Valley)
45	Gus Cumberlander	OLB	6-7	253	So.-1L*	Ellenwood, GA (Cedar Grove)
81	Daewood Davis	WR	6-1	173	Fr.-HS	Hollywood, FL (Deerfield Beach)
35	Troy Dye	ILB	6-4	224	So.-1L	Norco, CA (Norco)
40	Zach Emerson	K	6-2	207	Fr.-RS*	Bend, OR (Mountain View)
82	Casey Eugenio	WR	5-7	175	Jr.-1L*	San Clemente, CA (JSerra)
99	Austin Faoliu	DL	6-3	289	Fr.-HS	Santa Ana, CA (Mater Dei)
37	Ivan Faulhaber	TE	6-2	216	Sr.-SQ*	Eugene, OR (Sheldon)
22	Darrian Felix	RB	5-10	178	Fr.-HS	Fort Meyers, FL (Fort Meyers)
78	Alex Forsyth	OL	6-3	297	Fr.-HS	West Linn, OR (West Linn)
21	Royce Freeman	RB	6-0	238	Sr.-3L	Imperial, CA (Imperial)
91	Elijah George	DL	6-5	284	Sr.-1L*	Las Vegas, NV (Arbor View)
28	Billy Gibson	S	6-1	179	Fr.-HS	Hialeah, FL (Miami Southridge)
4	Thomas Graham Jr.	CB	5-10	189	Fr.-HS	Rancho Cucamonga, CA (Rancho Cucamonga)
5	Taj Griffin	WR	5-11	178	Jr.-2L	Powder Springs, GA (McEachern)
10	Ty Griffin	CB	6-0	204	Sr.-2L*	Powder Springs, GA (Ga. Tech/ McEachern)
33	Cyrus Habibi-Likio	RB	6-0	208	Fr.-HS	Mountain View, CA (St. Francis)
38	Alec Hallman	K	6-1	214	Fr.-HS	Lithia, FL (Newsome)
55	Jake Hanson	OL	6-5	302	So.-1L*	Eureka, CA (Eureka)
10	Justin Herbert	QB	6-6	225	So.-1L	Eugene, OR (Sheldon)
11	Justin Hollins	OLB	6-5	238	Jr.-2L*	Arlington, TX (Martin)
55	A.J. Hotchkiss	ILB	5-11	232	Sr.-1L	Portland, OR (Riverside City College/Tigard)
17	Mike Irwin	QB	6-1	198	Fr.-HS	Lake Oswego, OR (Lakeridge)
97	Jalen Jelks	DL	6-6	245	Jr.-2L*	Phoenix, AZ (Desert Vista)
80	Johnny Johnson III	WR	6-0	205	Fr.-HS	Chandler, AZ (Chandler)
48	Hunter Kampmoyer	DL	6-4	272	Fr.-RS*	Bishop, CA (Bishop Union)
31	Sean Killpatrick	S	5-11	201	So.-SQ*	Pearland, TX (St. Pius X)
98	Jordan Kurahara	DL	6-8	268	Jr.-SQ*	Sherwood, OR (Sherwood)
64	Charlie Landgraf	OL	6-1	285	So.-SQ*	Portland, OR (Hotchkiss School {CT}/Jesuit)

2017 OREGON FOOTBALL FALL ROSTER

No.	Name	Pos.	Ht.	Wt.	Cl.-Exp.	Hometown (Last School/HS)
19	Fotu T. Leiato II	OLB	5-11	198	Jr.-2L	Steilacoom, WA (Steilacoom)
68	Shane Lemieux	OL	6-4	317	So.-1L*	Yakima, WA (West Valley)
15	Deommodore Lenoir	CB	5-11	190	Fr.-HS	Los Angeles, CA (Salesian)
23	Malik Lovette	WR	5-10	200	So.-1L*	Redlands, CA (Redlands East Valley)
28	Chayce Maday	WR	5-10	180	Jr.-SQ*	Corning, CA (Corning)
42	Blake Maimone	P	6-6	223	So.-SQ*	Thousand Oaks, CA (Oaks Christian)
44	Matt Mariota	TE	6-2	224	So.-SQ*	Honolulu, HI (St. Louis)
84	Cam McCormick	TE	6-4	248	Fr.-RS*	Bend, OR (Summit)
21	Mattrell McGraw	S	5-10	193	Jr.-1L*	New Orleans, LA (John Curtis)
89	Darrian McNeal	WR	5-9	163	Fr.-HS	Seffner, FL (Armwood)
66	Devin Melendez	LS	6-1	211	Sr.-SQ	La Habra, CA (La Habra)
13	Dillon Mitchell	WR	6-1	185	So.-1L	Memphis, TN (White Station)
3	Jonah Moi	OLB	6-4	240	Sr.-1L*	Redlands, CA (Riverside CC/Citrus Valley)
92	Henry Mondeaux	DL	6-4	280	Sr.-3L	Portland, OR (Jesuit)
77	George Moore	OL	6-6	328	So.-JC*	Antioch, CA (Deer Valley HS/College of San Mateo)
37	Dexter Myers	CB	6-0	186	Fr.-SQ*	Pasadena, CA (Maranatha)
6	Charles Nelson	WR	5-8	170	Sr.-3L	Daytona Beach, FL (Seabreeze)
12	Sampson Niu	ILB	6-1	215	Fr.-HS	San Diego, CA (Madison)
83	Alex Ofodile	WR	6-2	205	So.-1L*	Columbia, MO (Rock Bridge)
26	Khalil Oliver	S	6-0	201	Jr.-2L*	Meridian, ID (Rocky Mountain)
5	Scott Pagano	DL	6-4	294	Sr.-TR*	Honolulu, HI (Clemson/Moanalua)
29	Pou Peleti-Gore	OLB	5-10	211	Jr.-SQ*	Rohnert Park, CA (Santa Rosa JC/Rancho Cotate)
16	Nick Pickett	S	6-1	198	Fr.-HS	Los Angeles, CA (Salesian)
76	Jake Pisarcik	OL	6-3	287	Sr.-3L*	Medford, NJ (Shawnee)
72	Sam Poutasi	OL	6-4	302	Fr.-RS*	Las Vegas, NV (Desert Pines)
30	Jaylon Redd	WR	5-8	181	Fr.-HS	Rancho Cucamonga, CA (Rancho Cucamonga)
2	Tyree Robinson	S	6-3	199	Sr.-3L*	San Diego, CA (Lincoln)
53	Blake Rugraff	ILB	6-1	226	So.-SQ*	St. Charles, MO (St. Charles West)
41	Aidan Schneider	K	6-3	236	Sr.-3L	Portland, OR (Grant)
86	Brenden Schooler	S	6-2	195	So.-1L	Dana Point, CA (Mission Viejo)
34	Jordon Scott	DL	6-1	333	Fr.-HS	Largo, FL (Pinellas Park)
52	Cody Shear	OL	6-3	279	Fr.-HS	Eugene, OR (Sheldon)
24	Keith Simms	OLB	6-2	231	So.-1L	Washington, D.C. (Landon)
43	Isaac Slade-Matautia	ILB	6-0	225	Fr.-HS	Honolulu, HI (St. Louis School)
1	Arrion Springs	CB	6-0	205	Sr.-3L	San Antonio, TX (Roosevelt)
96	Adam Stack	K	6-2	177	Fr.-HS	Honolulu, HI (Kamehameha)
22	Jihree Stewart	CB	6-0	182	So.-SQ*	Corona, CA (Centennial)
40	Taylor Stinson	TE	6-6	245	Jr.-SQ*	Happy Valley, OR (Clackamas)
18	Jimmie Swain	ILB	6-3	237	Sr.-3L	Olathe, KS (Olathe North)
54	Calvin Throckmorton	OL	6-5	307	So.-1L*	Bellevue, WA (Newport)
90	Jack Vecchi	WR	5-7	160	Fr.-HS	Portland, OR (Central Catholic)
25	CJ Verdell	RB	5-8	192	Fr.-HS	Chula Vista, CA (Mater Dei)
79	Evan Voeller	OL	6-5	314	Sr.-3L*	West Linn, OR (West Linn)
59	Ryan Walk	OL	6-2	280	Fr.-HS	Eugene, OR (Sheldon)
17	Juwaan Williams	S	6-0	197	Sr.-3L*	Tucker, GA (Tucker)
32	La'Mar Winston Jr.	OLB	6-2	214	So.-1L	Portland, OR (Central Catholic)
56	Bryson Young	OLB	6-5	241	So.-1L	Clovis, CA (Buchanan)
94	Malik Young	DL	6-2	301	Sr.-JC*	Marietta, GA (Eastern Arizona College/Sprayberry)

*Utilized Redshirt Year (roster as of 8/30/2017)

NUMERICAL		
No.	Name	Pos.
41	Aidan Schneider	K
42	Blake Maimone	P
43	Isaac Slade-Matautia	ILB
44	Matt Mariota	TE
45	Gus Cumberlander	OLB
48	Hunter Kampmoyer	DL
50	Popo Aumavae	DL
51	Gary Baker	DL
52	Cody Shear	OL
53	Blake Rugraff	ILB
54	Calvin Throckmorton	OL
55	Jake Hanson	OL
55	A.J. Hotchkins	ILB
56	Bryson Young	OLB
57	Doug Brenner	OL
58	Tanner Carew	LS
59	Ryan Walk	OL
60	Logan Bathke	OL
64	Charlie Landgraf	OL
66	Brady Aiello	OL
66	Devin Melendez	LS
68	Shane Lemieux	OL
71	Jacob Capra	OL
72	Sam Poutasi	OL
73	Tyrell Crosby	OL
76	Jake Pisarcik	OL
77	George Moore	OL
78	Alex Forsyth	OL
79	Evan Voeller	OL
80	Johnny Johnson III	WR
81	Daewood Davis	WR
82	Casey Eugenio	WR
83	Alex Ofodile	WR
84	Cam McCormick	TE
85	Alfonso Cobb	WR
86	Brenden Schooler	WR
87	Ryan Bay	TE
88	Drake Brennan	TE
89	Darrian McNeal	WR
90	Drayton Carlberg	DL
90	Jack Vecchi	WR
91	Elijah George	DL
92	Henry Mondeaux	DL
94	Malik Young	DL
96	Adam Stack	K
97	Jalen Jelks	DL
98	Jordan Kurahara	DL
99	Austin Faoliu	DL

2017 FOOTBALL SQUAD BREAKDOWN

*Starting Assignments (2016/Career)***RETURNING OFFENSIVE LETTERMEN (21)**

Brady Aiello, OL (10/10)
 Taylor Alie, QB
 Kani Benoit, RB (1/1)
 Jake Breeland, TE
 Doug Brenner, OL (0/4)
 Tony Brooks-James, RB (1/1)
 Tyrell Crosby, OL (2/23)
 Casey Eugenio, WR
 Royce Freeman, RB (10/34)
 Taj Griffin, RB (0/1)
 Jake Hanson, OL (12/12)
 Justin Herbert, QB (7/7)
 Shane Lemieux, OL (12/12)
 Malik Lovette, WR (2/2)
 Dillon Mitchell, WR
 Charles Nelson, WR (11/23)
 Alex Ofodile, WR
 Zach Okun, OL
 Jake Pisarcik, OL (0/2)
 Calvin Throckmorton, OL (12/12)
 Evan Voeller, OL (0/2)

RETURNING DEFENSIVE LETTERMEN (24)

Ugochukwu Amadi, CB (9/13)
 Kaulana Apelu, LB (2/2)
 Gary Baker, DL (4/4)
 Drayton Carlberg, DL (1/1)
 Gus Cumberlander, LB
 Troy Dye, LB (9/9)
 Elijah George, DL (1/1)
 Ty Griffin, CB
 Justin Hollins, DL (12/12)
 A.J. Hotchkins, LB (4/4)
 Jalen Jelks, DL
 Fotu T. Leiato II, S
 Mattrell McGraw, S
 Jonah Moi, LB (1/1)
 Henry Mondeaux, DL (12/19)
 Khalil Oliver, S (7/7)
 Tyree Robinson, CB/S (11/23)
 Brendan Schooler, S (10/10)
 Keith Simms, LB
 Arrion Springs, CB (8/20)
 Jimmie Swain, LB (7/7)
 Juwaan Williams, S (1/3)
 La'Mar Winston, LB
 Bryson Young, LB

RETURNING SPECIAL TEAMS LETTERMEN (2)

Tanner Carew, LS
 Aidan Schneider, PK

RETURNING NON-LETTERMEN (16)

Ryan Bay, TE
 Drake Brennan, TE
 Kyle Buckner, WR
 Ivan Faulhaber, TE
 Dylan Kane, WR
 Sean Kilpatrick, CB
 Jordan Kurahara, DL
 Charlie Landgraf, OL
 Chayce Maday, WR
 Blake Maimone, P
 Matt Mariota, TE
 Devin Melendez, LS
 Pou-Peleti-Gore, S
 Blake Rugraff, LB
 Jihree Stewart, CB
 Taylor Stinson, TE

RETURNING FRESHMEN REDSHIRTS (10)

Logan Bathke, OL
 Brady Breeze, S
 Jacob Capra, OL
 Alfonso Cobb, WR
 Zach Emerson, K
 Riley Green, DL
 Hunter Kampmoyer, DL
 Cam McCormick, TE
 Sam Poutasi, OL
 Jalontae Walker, TE

WINTER/SPRING ENROLLEES (6)

Braxton Burmeister, QB
 Billy Gibson, S
 Thomas Graham Jr., CB
 Darrian McNeal, WR
 Jordon Scott, DL
 Adam Stack, K

OFFENSIVE LETTERWINNERS LOST (11)

Devon Allen, WR (2/17)
 Evan Baylis, TE (4/23)
 Jalen Brown, WR (6/6)
 Pharaoh Brown, TE (8/21)
 Darren Carrington II, WR (8/15)
 Cameron Hunt, OG (12/43)
 Jarrett LaCoste, RB
 Jeff Lockie, QB (0/3)
 Zac Morgan, OL
 Johnny Mundt, TE (6/12)
 Dakota Prukop, QB (5/5)
 Dwayne Stanford, WR (3/25)

DEFENSIVE LETTERWINNERS LOST (13)

T.J. Daniel, DL (2/2)
 Reggie Daniels, S (3/28)
 Eddie Heard, DL
 Jhet Janis, DB
 Canton Kaumatule, DL
 Rex Manu, DL (9/9)
 De'Quan McDowell, LB (4/4)
 Cody Carriger, DL
 Austin Maloata, DL (7/7)
 Michael Manns, DB
 Danny Mattingly, LB (0/1)
 Johnny Ragin III, LB (7/7)
 Wayne Tie-Kirby, DT

SPECIAL TEAMS LETTERWINNERS LOST (2)

Ian Wheeler, P
 Matt Wogan, K

2017 RETURNING AWARD WINNERS AND HONOREES

TAYLOR ALIE

- 2015 Academic All-Conference HM
- 2014 Academic All-Conference HM

KAULANA APELU

- 2016 Academic All-Conference HM

KANI BENOIT

- 2015 Dudley Clarke Memorial Award (Team's Most Improved Player)

DOUG BRENNER

- 2016 Academic All-Conference HM
- 2015 Academic All-Conference 1st Team
- 2014 Academic All-Conference 2nd Team

TONY BROOKS-JAMES

- 2016 2nd-Team Pac-12 All-Conference
- 2016 Skeie's Award (Team's Most Outstanding Offensive Player)
- 2016 Duane Cargill Award (Team's Player Who Made Significant Impact)
- 2014 Oregon Special Teams Scout Team Player of the Year

DRAYTON CARLBERG

- 2016 Academic All-Conference HM
- 2015 Defensive Scout Team Player of the Year

TYRELL CROSBY

- 2014 Team's Pancake Award (Knocking down most opposing defenders)

TROY DYE

- FWAA Freshman All-America
- USA Today Sports Freshman All-America
- ESPN True Freshman All-America
- 2016 Honorable Mention Pac-12 All-Conference
- 2016 Skeie's Award (Team's Most Outstanding Defensive Player)

ROYCE FREEMAN

- 2016 Honorable Mention Pac-12 All-Conference
- 2015 2nd-Team All-America (FWAA)
- 2015 1st-Team Pac-12 All-Conference (Coaches, Phil Steele)
- 2015 Skeie's Award (Team's Most Outstanding Offensive Player)
- 2014 Pac-12 Freshman Off. Player-of-the-Year
- 2014 1st-Team Pac-12 All-Conference (Athlons, Phil Steele)
- 2014 2nd-Team Pac-12 All-Conference (Coaches)
- 2014 Freshman All-America (Athlons, ESPN.com, FWAA, Scout, 247 Sports)
- 2014 Casanova Award (Team's Best Newcomer)

JAKE HANSON

- 2016 Honorable Mention Pac-12 All-Conference
- 2016 Academic All-Conference 2nd-Team

JUSTIN HERBERT

- 2016 Casanova Award (Team's Best Newcomer)

SHANE LEMIEUX

- 2016 Academic All-Conference HM

MALIK LOVETTE

- 2016 Academic All-Conference HM

HENRY MONDEAUX

- 2016 Joe Schaffeld Award (Team's Best Defensive Lineman)
- 2015 Academic All-Conference HM

CHARLES NELSON

- 2016 Honorable Mention Pac-12 All-Conference
- 2015 1st-Team Pac-12 All-Conference (Coaches)
- 2014 2nd-Team Pac-12 Conference
- 2014 Freshman All-America 2nd Team (Scout)
- 2014 Gordon E. Wilson Award (Oregon's Top Special Teams Standout)

KHALIL OLIVER

- 2016 Wilson Award (Team's Best Special Teams Performer)

TYREE ROBINSON

- 2015 Pac-12 All-Conference HM (Coaches)

AIDAN SCHNEIDER


- 2015 3rd-Team All-America (AP)
- 2015 1st-Team Pac-12 All-Conference (Coaches)

TAYLOR STINSON

- 2015 Special Teams Scout Team Player of the Year

CALVIN THROCKMORTON

- 2016 Honorable Mention Pac-12 All-Conference
- 2016 Academic All-Conference 1st-Team



Running back Royce Freeman was a second-team All-American and a first-team all-Pac-12 selection in 2015 after rushing for 1,836 yards and 19 total touchdowns.

2017 OREGON SEASON PREVIEW

By Rob Moseley, Editor GoDucks.com

It's the dawn of a new era in Oregon football history.

After 40 years of relative continuity stretching from Rich Brooks to Mike Bellotti to Chip Kelly to Mark Helfrich, the Ducks have been reborn for 2017. Now at the helm, following just the second losing season in the last 24 years for Oregon, is head coach Willie Taggart. After completing rebuilding efforts at both Western Kentucky and South Florida, Taggart is tasked with righting the Ducks' ship after it drifted off course in 2016.

Bouncing back from a 4-8 season won't be simple. The Ducks have much work to do defensively under new coordinator Jim Leavitt, lost their top three tight ends on offense and play in a resurgent Pac-12 that has seen traditional powers Washington and Southern California bounce back from recent lulls.

But with sophomore quarterback Justin Herbert, senior running back Royce Freeman and a host of experienced linemen back on offense, and defensive MVP Troy Dye setting a new tone on that side of the ball, the stage is set for a quicker rebuilding effort at Oregon than Taggart faced at his alma mater, Western Kentucky, or South Florida.

"I'm very excited to be at a place where I feel like we can win a national championship," Taggart said upon being hired. "There's no reason for us not to." An Oregon fan base hungry to take the next step after title-game losses after the 2010 and 2014 seasons surely agrees.

Not only is the Oregon program brimming with young talent, but the Ducks' recruiting efforts have been turbo-charged since the arrival of Taggart and his staff. For a UO football program entering a new era, the next few years could feature new heights, as well. The 2017 season becomes the first step toward that goal.

OFFENSE

Fairly or not, graduate transfer Dakota Prukop became the scapegoat for Oregon's uneven start to the 2016 campaign. That opened the door for the true freshman from Eugene, Herbert, to take over as the Ducks' starting quarterback at midseason. He built experience in what, by mid-November, was guaranteed to be Oregon's first losing season since 2004, and second since 1993.

Herbert completed 162-of-255 passes for 1,936 yards and 19 touchdowns, and was intercepted just four times. He took his lumps in a one-sided loss to Washington in his starting debut, and with a double-overtime interception at California the next time out. But Herbert demonstrated resiliency to go along with his dual-threat athletic abilities, closing out October with his first career



win, over Arizona State, and leading a dramatic comeback at Utah late in the season.

Taggart was loath to proclaim Herbert his starter in the spring, but it quickly became apparent the sophomore had the inside track. His primary competition to open April, Terry Wilson, opted to transfer, leaving redshirt sophomore Travis Jonsen and true freshman Braxton Burmeister to round out the depth chart. Neither has taken a collegiate snap, making Herbert's durability a key to the 2017 campaign.

Fortunately, in that case, Herbert will be playing behind an offensive line that returns four starters from 2016, along with preseason awards candidate Tyrell Crosby, who missed most of last season due to injury. Center Jake Hanson looks like the latest in a line of recent Oregon centers with next-level talent, following in the footsteps of Max Unger and Hroniss Grasus. Guard Shane Lemieux is a powerful presence on the interior, and tackles Calvin Throckmorton and Brady Aiello combine size and athleticism with new-found experience as they enter their sophomore season.

Herbert also has the luxury of being joined in the backfield by Freeman, who was widely expected to bypass his senior season and enter the NFL draft. But after following up his school-record 1,836 rushing yards as a sophomore with just 945 last season, Freeman opted to stay in school; Taggart's hiring as coach "was certainly a factor" in that decision, Freeman said. Senior Kani Benoit and junior Tony Brooks-James provide enviable depth, and Taj Griffin would add to that by making a timely recovery from a major knee injury suffered late last season.



2017 OREGON SEASON PREVIEW



The big question marks offensively involve who will catch Herbert's passes. Last year's top three tight ends – Pharaoh Brown, Johnny Mundt and Evan Baylis – all were seniors. Receiver Devon Allen will focus on track and field instead of football for the foreseeable future, and Jalen Brown opted to transfer. The cupboard isn't completely bare, though. The versatile Charles Nelson is back as a senior. Dillon Mitchell looks poised to break out after a freshman year marred by injury, and sophomore tight end Jacob Breeland showed in the spring he has the ability to be a weapon at tight end.

DEFENSE

There's no mincing words when it comes to the Oregon defense – the Ducks need to be better.

In 2016, the Ducks finished 126th in total defense and 126th in scoring defense among Football Bowl Subdivision teams. That won't cut it, and the Ducks have turned to their fourth defensive coordinator in the last five years, Leavitt, to get things figured out.

The good news is, Leavitt has a track record of quickly improving defenses he takes over. In his first year at Colorado, 2015, the Buffaloes allowed 11.5 fewer points per game than the year before, the fifth-largest improvement in the country. Then, in 2016, Colorado's defense finished in the top 20 of the FBS in both points allowed and yards allowed per game, and was eighth in yards allowed per play (4.69). If the Ducks can maintain their typically explosive offense while improving a few ticks on the other side of the ball, look out.

When Leavitt took over this winter, there were questions about potential impact talent on the UO defense. Those began to be answered in the spring when Dye, the 2016 defensive MVP as a freshman outside linebacker, moved to an inside position. An instinctive player with a nose for the ball and a big frame, Dye has the chance to put up impressive numbers under a coordinator who, while Leavitt was an assistant with the San Francisco 49ers, helped the likes of Patrick Willis and Navarro Bowman flourish as NFL stars.

Leavitt prefers a 3-4 scheme like the one Oregon used to run under Nick Aliotti. In the spring he used converted defensive end Jonah Moi and converted inside linebacker Jimmie Swain at the two outside linebacker spots. Leavitt also devised a new "Duck" position that utilized the hybrid talents of safety Fotu Leiato and outside linebacker La'Mar Winston, providing a pass-rush threat out of a nickel look. "We've got some players that can get some things done," Leavitt said. "We'll get there, I don't have any doubt about that. How quickly, I don't know."

The rebuilding effort on defense was further boosted in the spring when defensive lineman Scott Pagano announced his decision to join the Ducks as a graduate transfer from Clemson. The line already featured familiar faces Henry Mondeaux and Jalen Jelks at end, but Pagano provides a welcome infusion of beef up front. He also has a winning pedigree, something that can only help a defense licking its wounds from a couple down years.

The secondary also provided a glimmer of hope in April. Among the true freshmen enrolled in time for spring practice was cornerback Thomas Graham, whose intelligence and toughness earned him practice reps with the first-team defense just a few days into camp. Veterans Arrion Springs and Ugo Amadi seemed to respond to the challenge, raising their play over the course of April. The backstop was safety Brenden Schooler, who intercepted four passes as a true freshman last fall, and he was joined at times by redshirt freshman Brady Breeze, an in-state prospect who is arguably the most fearless hitter in the secondary.

SPECIAL TEAMS

He may not have the biggest leg in the world, but placekicker Aidan Schneider's pinpoint accuracy will have him in the mix for all-conference honors as a senior. The punting job was open in the spring after the departure of Ian Wheeler, with Blake Maimone and true freshman Adam Stack vying for the job. They incorporated some rugby style rollout punts into their repertoire.

The special teams snaps are in good hands for another year with senior Tanner Carew, and the presence of Nelson, Brooks-James, Freeman and Carrington gives Oregon a host of veterans with experience returning kicks.



2016 BY THE NUMBERS

2016 OREGON FOOTBALL RESULTS

Record:	Overall	Home	Away	Neutral
ALL GAMES	4-8	3-3	1-5	0-0
CONFERENCE	2-7	1-3	1-4	0-0
NON-CONFERENCE	2-1	2-0	0-1	0-0

Date	Opponent	W/L	Score	Time	Attd.
09/03/16	UC DAVIS	W	53-28	3:38	53817
09/10/16	VIRGINIA	W	44-26	3:30	53774
09/17/16	at Nebraska	L	32-35	3:37	90414
09/24/16	*COLORADO	L	38-41	3:32	53974
10/01/16	*at Washington State	L	33-51	3:25	32952
10/08/16	*#5 WASHINGTON	L	21-70	3:29	58842
10/21/16	*at California	LOT	49-52	4:18	43048
10/29/16	*ARIZONA STATE	W	54-35	3:36	53898
11/05/16	*at USC	L	20-45	3:33	74625
11/12/16	*STANFORD	L	27-52	3:27	53757
11/19/16	*at #12 Utah	W	30-28	3:36	46327
11/26/16	*at Oregon State	L	24-34	3:08	44160

*Pac-12 Conference Game | Home games in BOLD

TEAM STATISTICS	ORE	OPP
SCORING	425	497
Points Per Game	35.4	41.4
Points Off Turnovers	52	56
FIRST DOWNS	280	337
Rushing	122	157
Passing	134	156
Penalty	24	24
RUSHING YARDAGE	2717	2958
Yards gained rushing	3001	3245
Yards lost rushing	284	287
Rushing Attempts	493	522
Average Per Rush	5.5	5.7
Average Per Game	226.4	246.5
TDs Rushing	29	38
PASSING YARDAGE	3183	3263
Comp-Att-Int	257-399-6	291-449-9
Average Per Pass	8.0	7.3
Average Per Catch	12.4	11.2
Average Per Game	265.2	271.9
TDs Passing	28	29
TOTAL OFFENSE	5900	6221
Total Plays	892	971
Average Per Play	6.6	6.4
Average Per Game	491.7	518.4
KICK RETURNS: #-Yards	45-1065	25-513
PUNT RETURNS: #-Yards	20-151	16-127
INT RETURNS: #-Yards	9-154	6-39
KICK RETURN AVERAGE	23.7	20.5
PUNT RETURN AVERAGE	7.6	7.9
INT RETURN AVERAGE	17.1	6.5
FUMBLES-LOST	20-9	8-3
PENALTIES-Yards	99-910	97-878
Average Per Game	75.8	73.2
PUNTS-Yards	59-2233	55-2301
Average Per Punt	37.8	41.8
Net punt average	34.7	37.6
KICKOFFS-Yards	78-5039	84-4976
Average Per Kick	64.6	59.2
Net kick average	41.4	37.9
TIME OF POSSESSION/Game	25:44	34:16
3RD-DOWN Conversions	66/169	79/163
3rd-Down Pct	39%	48%

4TH-DOWN Conversions	18/29	7/16
4th-Down Pct	62%	44%
SACKS BY-Yards	25-164	29-169
MISC YARDS	0	0
TOUCHDOWNS SCORED	58	68
FIELD GOALS-ATTEMPTS	9-12	7-10
ON-SIDE KICKS	0-0	0-0
RED-ZONE SCORES	(42-51) 82%	(58-65) 89%
RED-ZONE TOUCHDOWNS	(36-51) 71%	(52-65) 80%
PAT-ATTEMPTS	(42-43) 98%	(60-63) 95%
ATTENDANCE	328062	331526
Games/Avg Per Game	6/54677	6/55254

SCORE BY QUARTERS

Quarter	1st	2nd	3rd	4th	OT	Total
Oregon	82	111	116	109	7	425
Opponents	144	100	125	118	10	497

PASSING

Player	G	Effic	Cmp-Att-Int	Pct	Yds	TD	LG	YPG
Herbert, Justin	9	148.75	162-255-4	63.5	1936	19	72	215.1
Prukop, Dakota	6	152.71	94-143-2	65.7	1214	8	77	202.3
Brown, Jalen	12	707.20	1-1-0	100.0	33	1	33	2.8
Total.....	12	151.57	257-399-6	64.4	3183	28	77	265.2
Opponents.....	12	143.16	291-449-9	64.8	3263	29	61	271.9

RUSHING

Player	G	Att	Gain	Loss	Net	Avg	TD	LG	YPG
Freeman, Royce	11	168	1003	58	945	5.6	9	85	85.9
Brooks-James	12	101	790	19	771	7.6	9	58	64.2
Benoit, Kani	10	51	307	7	300	5.9	3	46	30.0
Griffin, Taj	8	37	205	22	183	4.9	3	50	22.9
Prukop, Dakota	6	54	233	62	171	3.2	2	22	28.5
Herbert, Justin	9	58	273	112	161	2.8	2	26	17.9
LaCoste, Jarret	2	11	57	0	57	5.2	0	13	28.5
Nelson, Charles	12	4	38	1	37	9.2	1	25	3.1
Mattingly, D.	12	1	29	0	29	29.0	0	29	2.4
Oliver, Khalil	12	1	16	0	16	16.0	0	16	1.3
Eugenio, Casey	2	1	15	0	15	15.0	0	15	7.5
Stanford, D.	5	0	14	0	14	0.0	0	0	2.8
Allen, Devon	3	3	13	0	13	4.3	0	6	4.3
Carrington, D.	12	1	6	0	6	6.0	0	6	0.5
Aiello, Brady	12	0	2	0	2	0.0	0	0	0.2
Team	5	2	0	3	-3	-1.5	0	0	-0.6
Total.....	12	493	3001	284	2717	5.5	29	85	226.4
Opponents.....	12	522	3245	287	2958	5.7	38	68	246.5

RECEIVING

Player	G	No	Yds	Avg	TD	LG	YPG
Nelson, Charles	12	52	554	10.7	5	48	46.2
Carrington, D.	12	43	606	14.1	5	55	50.5
Brown, Pharaoh	9	33	426	12.9	5	72	47.3
Mundt, Johnny	8	23	334	14.5	4	53	41.8
Freeman, Royce	11	23	144	6.3	1	24	13.1
Brown, Jalen	12	19	318	16.7	3	49	26.5
Brooks-James	12	17	155	9.1	1	32	12.9
Stanford, D.	5	13	175	13.5	1	33	35.0
Baylis, Evan	10	9	68	7.6	1	30	6.8
Griffin, Taj	8	7	89	12.7	1	25	11.1
Breeland, Jacob	11	6	123	20.5	0	63	11.2
Benoit, Kani	10	5	33	6.6	0	10	3.3
Allen, Devon	3	4	141	35.2	1	77	47.0
Mitchell, D.	6	2	9	4.5	0	6	1.5
Ofodile, Alex	7	1	8	8.0	0	8	1.1
Total.....	12	257	3183	12.4	28	77	265.2
Opponents.....	12	291	3263	11.2	29	61	271.9

2016 BY THE NUMBERS

PUNT RETURNS

Player	No	Yds	Avg	TD	Long
Mitchell, D.	7	26	3.7	0	45
Carrington, D.	6	13	2.2	0	6
Nelson, Charles	6	107	17.8	0	46
Lovette, Malik	1	5	5.0	0	0
Total.....	20	151	7.6	0	46
Opponents.....	16	127	7.9	0	45

INTERCEPTIONS

Player	No	Yds	Avg	TD	Long
Schooler, B.	4	49	12.2	0	36
Jelks, Jalen	1	1	1.0	0	1
Oliver, Khalil	1	16	16.0	0	16
Dye, Troy	1	4	4.0	0	4
Apelu, Kaulana	1	0	0.0	0	0
Robinson, Tyree	1	84	84.0	0	84
Total.....	9	154	17.1	0	84
Opponents.....	6	39	6.5	0	17

KICK RETURNS

Player	No	Yds	Avg	TD	Long
Nelson, Charles	34	879	25.9	1	100
Brooks-James	8	137	17.1	0	27
Mitchell, D.	3	49	16.3	0	21
Total.....	45	1065	23.7	1	100
Opponents.....	25	513	20.5	0	42

FUMBLE RETURNS

Player	No	Yds	Avg	TD	Long
Springs, Arrion	1	34	34.0	0	34
Total.....	1	34	34.0	0	34
Opponents.....	2	70	35.0	1	45

SCORING

Player	TD	FGs	PATs						Saf	Pts
			Kick	Rush	Rcv	Pass	DXP			
Schneider, A.	0	9-12	42-43	0-0	0	0-0	0	0	0	69
Brooks-James	10	0-0	0-0	0-0	0	0-0	0	0	0	60
Freeman, Royce	10	0-0	0-0	0-0	0	0-0	0	0	0	60
Nelson, Charles	7	0-0	0-0	3-6	0	0-2	0	0	0	48
Carrington, D.	5	0-0	0-0	0-0	0	0-0	0	0	0	30
Brown, Pharaoh	5	0-0	0-0	0-0	0	0-0	0	0	0	30
Mundt, Johnny	4	0-0	0-0	0-0	0	0-0	0	0	0	24
Griffin, Taj	4	0-0	0-0	0-0	0	0-0	0	0	0	24
Brown, Jalen	3	0-0	0-0	0-0	0	0-0	0	0	0	18
Benoit, Kani	3	0-0	0-0	0-0	0	0-0	0	0	0	18
Herbert, Justin	2	0-0	0-0	0-0	0	0-0	0	0	0	12
Prukop, Dakota	2	0-0	0-0	0-1	0	0-3	0	0	0	12
Stanford, D.	1	0-0	0-0	0-0	0	0-0	0	0	0	6
Allen, Devon	1	0-0	0-0	0-0	0	0-0	0	0	0	6
Baylis, Evan	1	0-0	0-0	0-0	0	0-0	0	0	0	6
Hollins, Justin	0	0-0	0-0	1-1	0	0-0	0	0	0	2
Alie, Taylor	0	0-0	0-0	0-0	0	0-1	0	0	0	0
Team	0	0-0	0-0	0-1	0	0-0	0	0	0	0
Total.....	58	9-12	42-43	4-9	0	0-6	0	0	0	425
Opponents.....	68	7-10	60-63	0-0	3	3-5	0	1	0	497

PUNTING

Player	No.	Yds	Avg	Long	TB	FC	I20	50+	Blkd
Wheeler, Ian	59	2233	37.8	56	3	28	14	1	0
Total.....	59	2233	37.8	56	3	28	14	1	0
Opponents.....	55	2301	41.8	58	4	14	14	11	0

TOTAL OFFENSE

Player	G	Plays	Rush	Pass	Total	YPG
Herbert, Justin	9	313	161	1936	2097	233.0
Prukop, Dakota	6	197	171	1214	1385	230.8
Freeman, Royce	11	168	945	0	945	85.9
Brooks-James	12	101	771	0	771	64.2
Benoit, Kani	10	51	300	0	300	30.0
Griffin, Taj	8	37	183	0	183	22.9
LaCoste, Jarret	2	11	57	0	57	28.5
Nelson, Charles	12	4	37	0	37	3.1
Brown, Jalen	12	1	0	33	33	2.8
Mattingly, D.	12	1	29	0	29	2.4
Oliver, Khalil	12	1	16	0	16	1.3
Eugenio, Casey	2	1	15	0	15	7.5
Stanford, D.	5	0	14	0	14	2.8
Allen, Devon	3	3	13	0	13	4.3
Carrington, D.	12	1	6	0	6	0.5
Aiello, Brady	12	0	2	0	2	0.2
Team	5	2	-3	0	-3	-0.6
Total.....	12	892	2717	3183	5900	491.7
Opponents.....	12	971	2958	3263	6221	518.4

ALL PURPOSE YARDS

Player	G	Rush	Rec	PR	KOR	IR	Tot	YPG
Nelson, Charles	12	37	554	107	879	0	1577	131.4
Freeman, Royce	11	945	144	0	0	0	1089	99.0
Brooks-James	12	771	155	0	137	0	1063	88.6
Carrington, D.	12	6	606	13	0	0	625	52.1
Brown, Pharaoh	9	0	426	0	0	0	426	47.3
Mundt, Johnny	8	0	334	0	0	0	334	41.8
Benoit, Kani	10	300	33	0	0	0	333	33.3
Brown, Jalen	12	0	318	0	0	0	318	26.5
Griffin, Taj	8	183	89	0	0	0	272	34.0
Stanford, D.	5	14	175	0	0	0	189	37.8
Prukop, Dakota	6	171	0	0	0	0	171	28.5
Herbert, Justin	9	161	0	0	0	0	161	17.9
Allen, Devon	3	13	141	0	0	0	154	51.3
Breeland, Jacob	11	0	123	0	0	0	123	11.2
Robinson, Tyree	12	0	0	0	0	84	84	7.0
Mitchell, D.	6	0	9	26	49	0	84	14.0
Baylis, Evan	10	0	68	0	0	0	68	6.8
LaCoste, Jarret	2	57	0	0	0	0	57	28.5
Schooler, B.	12	0	0	0	0	49	49	4.1
Oliver, Khalil	12	16	0	0	0	16	32	2.7
Mattingly, D.	12	29	0	0	0	0	29	2.4
Eugenio, Casey	2	15	0	0	0	0	15	7.5
Ofodile, Alex	7	0	8	0	0	0	8	1.1
Lovette, Malik	11	0	0	5	0	0	5	0.5
Dye, Troy	11	0	0	0	0	4	4	0.4
Aiello, Brady	12	2	0	0	0	0	2	0.2
Jelks, Jalen	8	0	0	0	0	1	1	0.1
Team	5	-3	0	0	0	0	-3	-0.6
Total.....	12	2717	3183	151	1065	154	7270	605.8
Opponents.....	12	2958	3263	127	513	39	6900	575.0

KICKOFFS

Player	No.	Yds	Avg	TB	OB	Ret	Net	YrdL
Wogan, Matt	78	5039	64.6	52	1			
Total.....	78	5039	64.6	52	1	513	41.4	23
Opponents.....	84	4976	59.2	29	1	1065	37.9	27

2016 BY THE NUMBERS

FIELD GOALS

Player	FG-A	Pct	1-19	20-29	30-39	40-49	50+	Lg	Blk
Schneider, A.	9-12	75.0	0-0	2-2	4-5	3-5	0-0	47	0
FG SEQUENCE									
Oregon			Opponents						
UC Davis			28						
Virginia			-						
Nebraska			-						
Colorado			(24)/(33)						
Washington State			22						

Washington	-	-
California	-	(37),(22),41,(28)
Arizona State	(36),(37),(30),40,(23)	-
USC	-	(35)
Stanford	41	(43)
Utah	(47),31	-
Oregon State	(46)	-

(X) indicates field goal was made


DEFENSIVE LEADERS

##Name	GP	Tackles-----					Sacks--		Pass Def-----				Fumbles----		Blkd Kick	Saf
		Solo	Ast	Total	TFL/Yds	No-Yards	Int-Yds	BrUp	PD	QBH	Rcv-Yds	FF				
35 Dye, Troy	11	57	34	91	13.0-64	6.5-39	1-4	1	1	.	.	1
18 Swain, Jimmie	11	29	48	77	2.0-4	.	.	2	2	.	1
43 Schooler, B.	12	47	27	74	1.0-2	0.5-2	4-49
28 Ragin III, J.	7	29	24	53	1.0-1	.	.	.	1
2 Robinson, Tyree	12	44	9	53	1.0-4	1.0-4	1-84	6
11 Hollins, Justin	12	27	24	51	9.5-33	3.0-13	.	2	3	1-0
26 Oliver, Khalil	12	25	21	46	2.5-10	.	1-16	2
14 Amadi, Ugo	12	31	11	42	.	.	.	6
1 Springs, Arrion	12	29	10	39	3.5-7	.	.	12	.	1-34	1
92 Mondeaux, Henry	12	12	23	35	4.0-15	1.0-10	.	.	4	.	.	1
55 Hotchkins, A.J.	10	19	15	34	2.5-7	1.5-5
97 Jelks, Jalen	8	21	10	31	4.0-20	2.0-13	1-1	2
39 Apelu, Kaulana	9	21	8	29	1.0-2	.	1-0	2	.	.	1
54 McDowell, D.	11	17	10	27	2.0-9	1.0-9	.	1
50 Maloata, Austin	8	12	15	27	3.0-14	1.5-10	.	.	1
8 Daniels, Reggie	7	12	9	21	.	.	.	1
3 Moi, Jonah	10	11	7	18	2.5-13	1.0-6	.	.	1
91 Daniel, T.J.	11	11	6	17	3.0-24	3.0-24	.	1	1
19 Leiato II, F.	12	8	8	16	.	.	.	1
23 Lovette, Malik	11	12	3	15	.	.	.	1
74 George, Elijah	11	11	4	15	.	.	.	1
51 Baker, Gary	7	7	7	14
47 Manu, Rex	11	6	7	13	2.5-9	1.0-6	.	.	1	.	.	1
56 Young, Bryson	12	5	7	12	0.5-1	.	.	2
71 Tei-Kirby, W.	9	4	7	11	.	.	.	2	.	1-0
24 Simms, Keith	8	4	6	10
90 Carlberg, D.	5	5	4	9	1.5-13	1.0-12	.	.	1
17 Williams, Ju.	12	5	3	8	.	.	.	1
46 Mattingly, D.	12	2	5	7	1
34 Winston Jr., L.	11	2	3	5
20 Brooks-James	12	2	1	3
99 Kaumatule, C.	5	1	2	3
10 Griffin, Ty	3	2	1	3
45 Cumberlander	8	3	.	3	1.0-11	1.0-11
58 Carew, Tanner	12	.	2	2
15 Brown, Jalen	12	1	1	2
42 Carriger, Cody	3	1	.	1
54 Throckmorton	12	1	.	1
9 Prukop, Dakota	6	1	.	1
7 Carrington, D.	12	.	1	1
6 Nelson, Charles	12	.	1	1
12 Janis, Jhet	4	1	.	1
32 Heard, Eddie	8	1
Total.....	12	538	384	922	61-263	25-164	9-154	46	18	3-34	3	3
Opponents.....	12	499	360	859	74.0-287	29-169	6-39	49	16	9-70	13	.	.	.	1	.

2016 BY THE NUMBERS

QB SACKS GAME-BY-GAME

Player	UA-A	TOT	UCD	VA	NEB	COLO	WSU	WASH	CAL	ASU	USC	STAN	UTAH	OSU
Dye, Troy	6-1	6.5	1.0-9	-	-	1.0-9	DNP	1.0-3	1.0-1	0.5-2	-	1.0-5	1.0-10	-
Daniel, T.J.	3-0	3.0	DNP	-	-	-	-	-	1.0-4	1.0-7	-	-	-	1.0-13
Hollins, Justin	3-0	3.0	-	-	-	-	1.0-10	-	-	1.0-2	-	-	1.0-1	-
Jelks, Jalen	2-0	2.0	-	2.0-13	DNP	DNP	DNP	DNP	-	-	-	-	-	-
Hotchkins, A.J.	1-1	1.5	-	-	DNP	0.5-2	-	1.0-3	-	DNP	-	-	-	-
Maloata, Austin	1-1	1.5	-	1.0-9	-	0.5-1	-	-	-	DNP	DNP	-	DNP	DNP
Cumberlander	1-0	1.0	-	1.0-11	DNP	-	-	-	DNP	DNP	-	DNP	-	-
Moi, Jonah	1-0	1.0	-	1.0-6	-	-	-	-	DNP	-	-	DNP	-	-
Carlberg, D.	1-0	1.0	-	1.0-12	-	DNP	DNP	-	-	DNP	DNP	DNP	DNP	DNP
Mondeaux, Henry	1-0	1.0	1.0-10	-	-	-	-	-	-	-	-	-	-	-
McDowell, D.	1-0	1.0	-	-	-	1.0-9	-	-	-	-	-	-	DNP	-
Manu, Rex	1-0	1.0	-	-	-	-	1.0-6	-	-	-	-	-	-	DNP
Robinson, Tyree	1-0	1.0	-	-	1.0-4	-	-	-	-	-	-	-	-	-
Schooler, B.	0-1	0.5	-	-	-	-	-	-	-	0.5-2	-	-	-	-



TACKLES-FOR-LOSS GAME-BY-GAME

Player	UA-A	TOT	UCD	VA	NEB	COLO	WSU	WASH	CAL	ASU	USC	STAN	UTAH	OSU
Dye, Troy	12-2	13.0	4.5-20	-	-	1.0-9	DNP	2.0-8	1.0-1	1.5-7	-	2.0-9	1.0-10	-
Hollins, Justin	7-5	9.5	0.5-3	-	1.0-5	-	1.0-10	0.5-2	-	1.0-2	1.5-3	0.5-2	2.5-5	1.0-1
Mondeaux, Henry	3-2	4.0	1.0-10	-	-	-	-	2.0-3	0.5-1	-	-	-	0.5-1	-
Jelks, Jalen	4-0	4.0	-	2.0-13	DNP	DNP	DNP	DNP	-	-	2.0-7	-	-	-
Springs, Arrion	3-1	3.5	1.0-4	-	-	-	2.0-2	-	-	-	-	-	0.5-1	-
Daniel, T.J.	3-0	3.0	DNP	-	-	-	-	-	1.0-4	1.0-7	-	-	-	1.0-13
Maloata, Austin	2-2	3.0	-	1.0-9	-	1.5-4	-	-	0.5-1	DNP	DNP	-	DNP	DNP
Manu, Rex	2-1	2.5	-	1.0-1	0.5-2	-	1.0-6	-	-	-	-	-	-	DNP
Moi, Jonah	2-1	2.5	-	1.0-6	1.5-7	-	-	-	DNP	-	-	DNP	-	-
Oliver, Khalil	2-1	2.5	-	-	-	-	1.0-4	-	-	-	-	1.0-4	0.5-2	-
Hotchkins, A.J.	1-3	2.5	-	-	DNP	0.5-2	-	1.5-5	0.5-0	DNP	-	-	-	-
McDowell, D.	1-2	2.0	0.5-0	-	-	1.5-9	-	-	-	-	-	-	DNP	-
Swain, Jimmie	1-2	2.0	-	-	-	DNP	-	1.0-2	0.5-0	-	-	0.5-2	-	-
Carlberg, D.	1-1	1.5	0.5-1	1.0-12	-	DNP	DNP	-	-	DNP	DNP	DNP	DNP	DNP
Cumberlander	1-0	1.0	-	1.0-11	DNP	-	-	-	DNP	DNP	-	DNP	-	-
Ragin III, J.	1-0	1.0	-	DNP	1.0-1	-	-	DNP	DNP	DNP	DNP	-	-	-
Apelu, Kaulana	1-0	1.0	DNP	DNP	DNP	-	-	1.0-2	-	-	-	-	-	-
Schooler, B.	0-2	1.0	-	-	-	-	-	-	-	0.5-2	0.5-0	-	-	-
Robinson, Tyree	1-0	1.0	-	-	1.0-4	-	-	-	-	-	-	-	-	-
Young, Bryson	0-1	0.5	-	-	-	0.5-1	-	-	-	-	-	-	-	-

2016 BY THE NUMBERS

TACKLES GAME-BY-GAME

Player	UA-A	TOT	UCD	VA	NEB	COLO	WSU	WASH	CAL	ASU	USC	STAN	UTAH	OSU
Dye, Troy	57-34	91	7-4	5-1	-	6-4	DNP	3-0	6-8	6-4	6-7	7-0	5-4	6-2
Swain, Jimmie	29-48	77	-	1-1	1-7	DNP	0-4	4-4	3-8	9-4	1-5	4-5	2-6	4-4
Schooler, B.	47-27	74	3-1	3-0	2-0	5-3	6-3	2-1	8-3	3-3	3-5	2-1	5-3	5-4
Robinson, Tyree	44-9	53	2-0	7-0	8-1	4-0	3-2	4-1	2-4	3-0	3-0	4-0	2-0	2-1
Ragin III, J.	29-24	53	2-2	DNP	5-5	4-3	6-2	DNP	DNP	DNP	DNP	2-1	4-6	6-5
Hollins, Justin	27-24	51	1-1	0-1	2-4	3-2	4-2	2-2	0-3	1-0	2-3	3-1	7-2	2-3
Oliver, Khalil	25-21	46	1-0	0-1	1-0	2-0	3-1	3-1	3-4	1-2	6-3	2-5	1-1	2-3
Amadi, Ugo	31-11	42	1-1	4-1	1-1	1-0	5-1	1-0	2-4	1-1	6-0	2-0	4-1	3-1
Springs, Arrion	29-10	39	4-1	2-0	3-2	3-2	5-2	4-1	2-1	1-0	3-0	1-0	0-1	1-0
Mondeaux, Henry	12-23	35	2-3	-	1-1	0-3	2-3	2-0	3-2	1-4	0-1	1-3	0-2	0-1
Hotchkins, A.J.	19-15	34	2-1	3-1	DNP	4-5	4-1	3-1	3-4	DNP	0-2	-	-	-
Jelks, Jalen	21-10	31	1-0	6-0	DNP	DNP	DNP	DNP	5-2	0-2	2-2	3-0	2-3	2-1
Apelu, Kaulana	21-8	29	DNP	DNP	DNP	4-1	3-0	1-0	6-3	3-2	4-2	-	-	-
Maloata, Austin	12-15	27	-	1-2	4-4	3-3	3-1	-	0-2	DNP	DNP	1-3	DNP	DNP
McDowell, D.	17-10	27	1-1	3-2	1-0	3-2	3-1	-	3-2	2-2	-	-	DNP	1-0
Daniels, Reggie	12-9	21	2-1	4-0	1-2	3-2	2-1	0-2	DNP	DNP	0-1	DNP	DNP	DNP
Moi, Jonah	11-7	18	2-0	2-1	5-4	-	1-0	-	DNP	0-2	1-0	DNP	-	-
Daniel, T.J.	11-6	17	DNP	-	1-1	-	-	-	3-0	3-0	-	-	1-2	3-3
Leiato II, F.	8-8	16	2-1	1-2	-	-	1-0	0-1	1-0	1-1	0-3	2-0	-	-
Lovette, Malik	12-3	15	2-0	1-0	-	2-0	1-0	2-0	3-2	1-0	0-1	-	DNP	-
George, Elijah	11-4	15	1-0	1-0	-	1-1	1-0	1-0	0-1	DNP	0-1	1-0	2-0	3-1
Baker, Gary	7-7	14	1-0	DNP	DNP	DNP	DNP	-	3-2	0-4	0-1	DNP	1-0	2-0
Manu, Rex	6-7	13	-	1-0	1-3	-	1-0	1-1	2-1	-	0-1	0-1	-	DNP
Young, Bryson	5-7	12	1-0	-	0-2	0-1	-	0-1	0-1	-	1-1	3-1	-	-
Tei-Kirby, W.	4-7	11	DNP	-	DNP	DNP	-	1-0	0-1	2-2	0-2	0-1	-	1-1
Simms, Keith	4-6	10	1-0	-	1-0	-	-	1-1	1-4	DNP	DNP	0-1	DNP	DNP
Carlberg, D.	5-4	9	0-1	1-0	3-1	DNP	DNP	-	1-2	DNP	DNP	DNP	DNP	DNP
Williams, Ju.	5-3	8	3-0	1-0	-	-	-	-	1-0	-	0-3	-	-	-
Mattingly, D.	2-5	7	1-0	-	-	0-1	-	0-3	-	1-0	-	0-1	-	-
Winston Jr., L.	2-3	5	-	-	-	-	1-0	DNP	-	0-2	0-1	-	-	1-0
Cumberlander	3-0	3	-	2-0	DNP	1-0	-	-	DNP	DNP	-	DNP	-	-
Griffin, Ty	2-1	3	DNP	DNP	DNP	DNP	DNP	1-1	DNP	DNP	-	1-0	DNP	DNP
Kaumatule, C.	1-2	3	-	-	DNP	0-1	-	1-1	DNP	DNP	DNP	DNP	DNP	DNP
Brooks-James	2-1	3	-	1-0	1-0	-	-	-	-	-	0-1	-	-	-
Carew, Tanner	0-2	2	-	0-1	-	-	-	-	-	-	0-1	-	-	-
Brown, Jalen	1-1	2	-	-	-	1-0	-	-	-	0-1	-	-	-	-
Prukop, Dakota	1-0	1	-	-	-	-	1-0	DNP	DNP	DNP	-	DNP	DNP	DNP
Janis, Jhet	1-0	1	-	DNP	DNP	DNP	-	1-0	DNP	DNP	DNP	-	DNP	DNP
Throckmorton	1-0	1	-	-	-	-	-	-	-	1-0	-	-	-	-
Nelson, Charles	0-1	1	-	-	-	-	-	-	-	-	0-1	-	-	-
Carrington, D.	0-1	1	-	-	-	-	-	-	-	-	-	-	0-1	-
Carriager, Cody	1-0	1	-	DNP	DNP	DNP	DNP	-	DNP	DNP	DNP	1-0	DNP	DNP

RECEIVING GAME-BY-GAME

Player	No-Yds/TD	UCD	VA	NEB	COLO	WSU	WASH	CAL	ASU	USC	STAN	UTAH	OSU
Carrington, D.	43-606/5	7-117/1	4-59/0	3-36/0	5-68/2	2-24/0	3-47/0	1-22/0	6-74/0	1-7/0	3-39/0	5-37/1	3-76/1
Nelson, Charles	52-554/5	4-31/0	1-6/0	8-80/0	5-85/0	6-38/0	7-45/0	7-84/2	6-65/1	1-8/0	2-59/1	1-10/0	4-43/1
Brown, Pharaoh	33-426/5	1-23/0	5-55/1	1-1/0	DNP	2-24/0	3-18/0	3-53/1	7-129/2	5-30/1	6-93/0	DNP	DNP
Mundt, Johnny	23-334/4	3-52/1	DNP	DNP	DNP	DNP	1-17/0	5-39/1	2-70/1	3-28/0	2-45/1	5-72/0	2-11/0
Brown, Jalen	19-318/3	2-17/1	-	-	-	-	1-4/0	1-20/1	5-97/0	2-64/0	1-16/0	5-89/1	2-11/0
Stanford, D.	13-175/1	-	3-24/1	1-23/0	6-95/0	3-33/0	DNP	DNP	DNP	DNP	DNP	DNP	DNP
Brooks-James	17-155/1	1-13/0	1-7/0	-	-	-	3-19/1	3-38/0	2-39/0	4-26/0	2-7/0	1-6/0	-
Freeman, Royce	23-144/1	2-5/0	2-29/0	-	DNP	1-13/0	1-0/0	-	1-9/0	2-9/0	3-10/0	8-36/1	3-33/0
Allen, Devon	4-141/1	-	4-141/1	-	DNP	DNP	DNP	DNP	DNP	DNP	DNP	DNP	DNP
Breeland, Jacob	6-123/0	DNP	-	-	-	2-70/0	-	-	-	-	-	1-14/0	3-39/0
Griffin, Taj	7-89/1	1-13/0	-	1-6/0	2-23/0	DNP	1-21/1	1-1/0	-	1-25/0	DNP	DNP	DNP
Baylis, Evan	9-68/1	DNP	DNP	-	2-8/0	-	1-8/0	1-1/1	1--3/0	-	1-2/0	3-52/0	-
Benoit, Kani	5-33/0	-	1-10/0	-	2-14/0	1-0/0	DNP	-	1-9/0	-	-	-	DNP
Mitchell, D.	2-9/0	DNP	DNP	DNP	-	DNP	-	DNP	DNP	1-6/0	1-3/0	-	-
Ofofiele, Alex	1-8/0	-	-	DNP	DNP	DNP	-	-	-	DNP	-	1-8/0	DNP

2016 BY THE NUMBERS

RUSHING GAME-BY-GAME

Player	No-Yds/TD	UCD	VA	NEB	COLO	WSU	WASH	CAL	ASU	USC	STAN	UTAH	OSU
Freeman, Royce	168-945/9	11-87/2	21-207/2	5-31/0	DNP	19-138/3	11-50/0	15-10/0	17-38/1	10-38/0	20-111/1	20-129/0	19-106/0
Brooks-James	101-771/9	5-57/1	5-16/1	7-37/3	16-120/1	6-41/0	8-60/0	15-109/1	9-132/1	8-25/0	4-26/0	9-78/0	9-70/1
Benoit, Kani	51-300/3	4-34/0	7-28/0	6-100/1	13-49/1	2-11/0	DNP	-	6-39/0	3--3/0	9-42/1	1-0/0	DNP
Griffin, Taj	37-183/3	2-8/0	3-5/0	8-68/1	9-27/1	DNP	7-60/1	6-17/0	-	2--2/0	DNP	DNP	DNP
Prukop, Dakota	54-171/2	11-36/1	7-19/0	20-97/0	6--10/0	8-13/0	DNP	DNP	DNP	2-16/1	DNP	DNP	DNP
Herbert, Justin	58-161/2	-	DNP	DNP	DNP	1-4/1	6-6/0	9-56/0	11-23/0	4--14/0	12-47/0	13-44/1	2--5/0
LaCoste, Jarret	11-57/0	1-2/0	DNP	DNP	DNP	DNP	10-55/0	DNP	DNP	DNP	DNP	DNP	DNP
Nelson, Charles	4-37/1	1-6/0	-	-	-	1-7/0	1--1/0	-	-	1-25/1	-	-	-
Mattingly, D.	1-29/0	-	-	-	1-29/0	-	-	-	-	-	-	-	-
Oliver, Khalil	1-16/0	-	-	-	-	-	-	-	1-16/0	-	-	-	-
Eugenio, Casey	1-15/0	1-15/0	-	DNP	DNP	DNP	DNP	DNP	DNP	DNP	DNP	DNP	DNP
Allen, Devon	3-13/0	1-6/0	1-6/0	1-1/0	DNP	DNP	DNP	DNP	DNP	DNP	DNP	DNP	DNP
Carrington, D.	1-6/0	-	1-6/0	-	-	-	-	-	-	-	-	-	-
Team	2--3/0	DNP	DNP	-	DNP	DNP	DNP	-	2--3/0	-	DNP	-	DNP

PASSING GAME-BY-GAME

#10 Justin Herbert	Att	Comp	Int	Pct	Yards	TD	Long	Sack	Yds	Effic
Washington State	5	3	0	60.0	70	0	63	0	0	177.6
Washington	34	21	1	61.8	179	2	27	3	12	119.5
California	40	22	1	55.0	258	6	42	1	10	153.7
Arizona State	42	31	0	73.8	489	4	72	4	33	203.0
USC	33	18	0	54.5	162	1	29	3	17	105.8
Stanford	30	21	2	70.0	274	2	42	3	18	155.4
Utah	43	30	0	69.8	324	3	31	3	17	156.1
Oregon State	28	16	0	57.1	180	1	26	2	5	122.9
TOTALS	255	162	4	63.5	1936	19	72	19	112	148.8

#9 Dakota Prukop	Att	Comp	Int	Pct	Yards	TD	Long	Sack	Yds	Effic
UC Davis	30	21	0	70.0	271	3	55	3	12	178.9
Virginia	31	21	0	67.7	331	3	77	1	4	189.4
Nebraska	23	14	0	60.9	146	0	25	1	5	114.2
Colorado	33	22	1	66.7	293	2	48	3	24	155.2
Washington State	22	14	1	63.6	132	0	17	2	12	104.9
USC	4	2	0	50.0	41	0	35	0	0	136.1
TOTALS	143	94	2	65.7	1214	8	77	10	57	152.7

#15 Jalen Brown	Att	Comp	Int	Pct	Yards	TD	Long	Sack	Yds	Effic
Oregon State	1	1	0	100.0	33	1	33	0	0	707.2
TOTALS	1	1	0	100.0	33	1	33	0	0	707.2

2016 GAME-BY-GAME STARTERS

OFFENSE

Game	WR	LT	LG	C	RG	RT	TE	WR/RB/TE	WR
UC Davis	Stanford	Aiello	Lemieux	Hanson	Hunt	Throckmorton	P. Brown	Nelson	Carrington
Virginia	Allen	Crosby	Lemieux	Hanson	Hunt	Throckmorton	P. Brown	Nelson	Carrington
Nebraska	Allen	Crosby	Lemieux	Hanson	Hunt	Throckmorton	P. Brown	Nelson	Carrington
Colorado	Stanford	Aiello	Lemieux	Hanson	Hunt	Throckmorton	Baylis	Nelson	Carrington
Wash. St.	Stanford	Aiello	Lemieux	Hanson	Hunt	Throckmorton	P. Brown	Nelson	Carrington
Washington	J. Brown	Aiello	Lemieux	Hanson	Hunt	Throckmorton	P. Brown	Nelson	Carrington
Cal	Nelson	Aiello	Lemieux	Hanson	Hunt	Throckmorton	Baylis	Mundt	Carrington
Arizona State	J. Brown	Aiello	Lemieux	Hanson	Hunt	Throckmorton	P. Brown	Mundt	Carrington
USC	J. Brown	Aiello	Lemieux	Hanson	Hunt	Throckmorton	P. Brown	Mundt	Nelson
Stanford	J. Brown	Aiello	Lemieux	Hanson	Hunt	Throckmorton	P. Brown	Mundt	Nelson
Utah	J. Brown	Aiello	Lemieux	Hanson	Hunt	Throckmorton	Baylis	Mundt	Nelson
Oregon State	J. Brown	Aiello	Lemieux	Hanson	Hunt	Throckmorton	Baylis	Mundt	Nelson

Game	QB	RB
UC Davis	Prukop	Freeman
Virginia	Prukop	Freeman
Nebraska	Prukop	Freeman
Colorado	Prukop	Benoit
Wash. St.	Prukop	Freeman
Washington	Herbert	Freeman
Cal	Herbert	Freeman
Arizona State	Herbert	Freeman
USC	Herbert	Brooks-James
Stanford	Herbert	Freeman
Utah	Herbert	Freeman
Oregon State	Herbert	Freeman

DEFENSE

Game	DE	DT	DT	DE	SAM/NB	MIKE/CB	WILL
UC Davis	Hollins	Manu	Maloata	Mondeaux	Dye	Hotchkins	Ragin III
Virginia	Hollins	Manu	Maloata	Mondeaux	Dye	Hotchkins	McDowell
Nebraska	Hollins	Manu	Carlberg	Mondeaux	Moi	Swain	Ragin III
Colorado	Hollins	Daniel	Maloata	Mondeaux	Lovette	Ragin III	McDowell
Wash. St.	Hollins	Daniel	Maloata	Mondeaux	Daniels	Ragin III	McDowell
Washington	Hollins	Manu	Maloata	Mondeaux	Dye	Hotchkins	Swain
Cal	Hollins	Manu	Maloata	Mondeaux	Dye	Hotchkins	McDowell
Arizona State	Hollins	Manu	Baker	Mondeaux	Dye	Swain	Apelu
USC	Hollins	Manu	Baker	Mondeaux	Dye	Swain	Apelu
Stanford	Hollins	Manu	Maloata	Mondeaux	Dye	Swain	Ragin III
Utah	Hollins	Manu	Baker	Mondeaux	Dye	Swain	Ragin III
Oregon State	Hollins	George	Baker	Mondeaux	Dye	Springs	Ragin III

Game	CB	S	S/CB	CB
UC Davis	Amadi	Robinson	Williams	Springs
Virginia	Amadi	Robinson	Daniels	Springs
Nebraska	Robinson	Schooler	Oliver	Springs
Colorado	Robinson	Schooler	Amadi	Springs
Wash. St.	Robinson	Schooler	Amadi	Springs
Washington	Robinson	Schooler	Daniels	Springs
Cal	Robinson	Schooler	Oliver	Springs
Arizona State	Robinson	Schooler	Oliver	Springs
USC	Robinson	Schooler	Oliver	Amadi
Stanford	Robinson	Schooler	Oliver	Amadi
Utah	Robinson	Schooler	Oliver	Amadi
Oregon State	Lovette	Schooler	Oliver	Amadi

2016 OREGON SCORING DRIVES

Opp.	Qtr.	Time	Scoring Play	Conversion	Plays-Yards	TOP	Score
UCD	1st	00:25	Freeman, Royce 6 yd run	Nelson, Charles rush	8-65	2:32	8-7
UCD	2nd	10:51	Schneider, A. 31 yd field goal		11-65	3:13	11-7
UCD	2nd	08:45	Mundt, Johnny 10 yd pass from Prukop, Dakota	Nelson, Charles rush	4-29	1:22	19-7
UCD	2nd	00:37	Brown, Jalen 14 yd pass from Prukop, Dakota	Nelson, Charles rush failed	5-32	0:46	25-7
UCD	3rd	13:53	Prukop, Dakota 1 yd run	Hollins, Justin rush	4-67	1:07	33-7
UCD	3rd	08:30	Freeman, Royce 5 yd run	Nelson, Charles rush failed	2-8	0:20	39-14
UCD	4th	13:13	Carrington, D. 55 yd pass from Prukop, Dakota	Schneider, A. kick	4-80	1:30	46-21
UCD	4th	03:33	Brooks-James 33 yd run	Schneider, A. kick	7-69	3:11	53-28
UVA	1st	06:56	Freeman, Royce 2 yd run	Nelson, Charles pass failed	6-81	1:33	6-0
UVA	1st	01:02	Brooks-James 7 yd run	Schneider, A. kick	6-56	2:26	13-6
UVA	2nd	08:50	Stanford, D. 2 yd pass from Prukop, Dakota	Schneider, A. kick	10-99	4:28	20-6
UVA	2nd	03:05	Brown, Pharaoh 11 yd pass from Prukop, Dakota	Schneider, A. kick	12-80	3:15	27-6
UVA	2nd	00:00	Schneider, A. 20 yd field goal		9-59	2:12	30-6
UVA	3rd	08:53	Allen, Devon 77 yd pass from Prukop, Dakota	Schneider, A. kick	3-75	1:29	37-13
UVA	3rd	05:25	Freeman, Royce 85 yd run	Schneider, A. kick	2-90	0:45	44-13
NEB	1st	08:19	Brooks-James 20 yd run	Nelson, Charles rush	10-65	2:46	8-0
NEB	2nd	05:56	Brooks-James 2 yd run	Nelson, Charles pass failed	11-64	3:41	14-7
NEB	2nd	02:30	Griffin, Taj 50 yd run	Nelson, Charles rush failed	1-50	0:09	20-7
NEB	3rd	02:42	Benoit, Kani 41 yd run	Prukop, Dakota pass failed	7-75	3:31	26-28
NEB	4th	10:31	Brooks-James 1 yd run	Prukop, Dakota rush failed	10-97	2:54	32-28
COLO	1st	05:16	Griffin, Taj 1 yd run	Schneider, A. kick	5-76	1:19	7-10
COLO	2nd	10:18	Carrington, D. 25 yd pass from Prukop, Dakota	Schneider, A. kick	6-64	1:40	14-23
COLO	2nd	02:31	Schneider, A. 41 yd field goal		11-41	3:46	17-23
COLO	3rd	07:02	Brooks-James 1 yd run	Schneider, A. kick	5-51	1:35	24-33
COLO	3rd	01:52	Benoit, Kani 3 yd run	Schneider, A. kick	10-74	2:58	31-33
COLO	3rd	00:54	Carrington, D. 18 yd pass from Prukop, Dakota	Schneider, A. kick	2-27	0:21	38-33
WSU	1st	05:34	Freeman, Royce 11 yd run	Schneider, A. kick	6-42	2:13	7-7
WSU	2nd	09:22	Freeman, Royce 1 yd run	Schneider, A. kick	9-54	2:50	14-14
WSU	3rd	03:02	Freeman, Royce 75 yd run	Prukop, Dakota pass failed	2-82	0:34	20-30
WSU	4th	08:03	Nelson, Charles 100 yd kickoff return	Prukop, Dakota pass intcpt			26-44
WSU	4th	00:46	Herbert, Justin 4 yd run	Schneider, A. kick	8-85	2:01	33-51
UW	2nd	03:33	Brooks-James 18 yd pass from Herbert, Justin	Schneider, A. kick	8-75	1:54	7-28
UW	3rd	08:34	Griffin, Taj 21 yd pass from Herbert, Justin	Schneider, A. kick	8-66	2:33	14-42
UW	3rd	02:44	Griffin, Taj 10 yd run	Schneider, A. kick	7-79	2:23	21-56
CAL	2nd	09:10	Brown, Pharaoh 27 yd pass from Herbert, Justin	Schneider, A. kick	6-69	1:38	7-21
CAL	2nd	03:10	Brooks-James 1 yd run	Schneider, A. kick	8-71	1:53	14-24
CAL	3rd	05:47	Baylis, Evan 1 yd pass from Herbert, Justin	Schneider, A. kick	5-40	1:35	21-34
CAL	3rd	03:20	Mundt, Johnny 12 yd pass from Herbert, Justin	Schneider, A. kick	5-57	1:13	28-34
CAL	4th	13:23	Nelson, Charles 6 yd pass from Herbert, Justin	Schneider, A. kick	11-44	2:39	35-34
CAL	4th	03:15	Nelson, Charles 42 yd pass from Herbert, Justin	Schneider, A. kick	3-56	0:36	42-42
CAL	OT	15:00	Brown, Jalen 20 yd pass from Herbert, Justin	Schneider, A. kick	2-25	0:00	49-42
ASU	1st	12:11	Brown, Pharaoh 72 yd pass from Herbert, Justin	Schneider, A. kick	3-79	1:11	7-0
ASU	1st	07:32	Nelson, Charles 31 yd pass from Herbert, Justin	Schneider, A. kick	8-75	2:17	14-7
ASU	1st	02:53	Schneider, A. 36 yd field goal		9-60	2:52	17-7
ASU	2nd	12:31	Schneider, A. 37 yd field goal		9-55	2:40	20-14
ASU	2nd	05:29	Schneider, A. 30 yd field goal		10-68	3:53	23-14
ASU	2nd	00:09	Brown, Pharaoh 4 yd pass from Herbert, Justin	Schneider, A. kick	3-32	0:24	30-14
ASU	3rd	00:28	Schneider, A. 23 yd field goal		6-49	1:17	33-22
ASU	4th	10:43	Mundt, Johnny 53 yd pass from Herbert, Justin	Schneider, A. kick	5-64	2:09	40-28
ASU	4th	06:06	Brooks-James 58 yd run	Schneider, A. kick	3-75	0:33	47-35
ASU	4th	02:36	Freeman, Royce 10 yd run	Schneider, A. kick	3-30	1:16	54-35
USC	1st	00:15	Nelson, Charles 25 yd run	Schneider, A. kick failed	1-25	0:09	6-17
USC	3rd	09:57	Brown, Pharaoh 5 yd pass from Herbert, Justin	Schneider, A. kick	12-80	3:47	13-31
USC	4th	05:41	Prukop, Dakota 15 yd run	Schneider, A. kick	7-72	2:03	20-45
STAN	1st	02:05	Mundt, Johnny 41 yd pass from Herbert, Justin	Alie, Taylor pass failed	7-75	1:53	6-21
STAN	2nd	04:01	Freeman, Royce 3 yd run	Schneider, A. kick	4-50	1:18	13-31
STAN	4th	08:26	Benoit, Kani 7 yd run	Schneider, A. kick	7-59	2:26	20-52
STAN	4th	01:02	Nelson, Charles 42 yd pass from Herbert, Justin	Schneider, A. kick	12-80	4:41	27-52
UTAH	1st	05:26	Schneider, A. 47 yd field goal		14-62	5:18	3-7
UTAH	3rd	00:27	Brown, Jalen 29 yd pass from Herbert, Justin	Schneider, A. kick	1-29	0:07	10-14
UTAH	4th	10:37	Freeman, Royce 1 yd pass from Herbert, Justin	Schneider, A. kick	11-96	4:12	17-14
UTAH	4th	06:41	Herbert, Justin 1 yd run	Schneider, A. kick	8-75	3:02	24-21
UTAH	4th	00:02	Carrington, D. 17 yd pass from Herbert, Justin	Team rush failed	10-75	2:16	30-28
OSU	1st	05:51	Brooks-James 3 yd run	Schneider, A. kick	10-75	3:28	7-7
OSU	2nd	12:24	Carrington, D. 33 yd pass from Brown, Jalen	Schneider, A. kick	5-83	1:37	14-7
OSU	3rd	11:43	Nelson, Charles 23 yd pass from Herbert, Justin	Schneider, A. kick	4-60	1:03	21-14
OSU	3rd	07:44	Schneider, A. 46 yd field goal		11-50	2:54	24-14

2016 GAME HIGHS

2016 OREGON INDIVIDUAL GAME HIGHS

Rushes	21	Freeman, Royce vs Virginia (09/10/16)
Yards Rushing	207	Freeman, Royce vs Virginia (09/10/16)
TD Rushes	3	Brooks-James at Nebraska (09/17/16)
		Freeman, Royce at Washington State (10/01/16)
Long Rush	85	Freeman, Royce vs Virginia (09/10/16)
Pass attempts	43	Herbert, Justin at Utah (11/19/16)
Pass completions	31	Herbert, Justin vs Arizona State (10/29/16)
Yards Passing	489	Herbert, Justin vs Arizona State (10/29/16)
TD Passes	6	Herbert, Justin at California (10/21/16)
Long Pass	77	Prukop, Dakota vs Virginia (09/10/16)
Receptions	8	Nelson, Charles at Nebraska (09/17/16)
		Freeman, Royce at Utah (11/19/16)
Yards Receiving	141	Allen, Devon vs Virginia (09/10/16)
TD Receptions	2	Carrington, D. vs Colorado (09/24/16)
		Nelson, Charles at California (10/21/16)
		Brown, Pharaoh vs Arizona State (10/29/16)
Long Reception	77	Allen, Devon vs Virginia (09/10/16)
Field Goals	4	Schneider, A. vs Arizona State (10/29/16)
Long Field Goal	47	Schneider, A. at Utah (11/19/16)
Punts	8	Wheeler, Ian at USC (11/05/16)
Punting Avg	41.0	Wheeler, Ian at Utah (11/19/16)
Long Punt	56	Wheeler, Ian at Oregon State (11/26/16)
Punts inside 20	3	Wheeler, Ian vs UC Davis (09/03/16)
		Wheeler, Ian at USC (11/05/16)
Long Punt Return	46	Nelson, Charles vs UC Davis (09/03/16)
Long Kickoff Return	100	Nelson, Charles at Washington State (10/01/16)
Tackles	14	Dye, Troy at California (10/21/16)
Sacks	2.0	Jelks, Jalen vs Virginia (09/10/16)
Tackles For Loss	4.5	Dye, Troy vs UC Davis (09/03/16)
Interceptions	1	Jelks, Jalen vs UC Davis (09/03/16)
		Oliver, Khalil vs Virginia (09/10/16)
		Schooler, B. vs Virginia (09/10/16)
		Dye, Troy vs Colorado (09/24/16)
		Schooler, B. vs Colorado (09/24/16)
		Robinson, Tyree vs Arizona State (10/29/16)
		Apelu, Kaulana vs Arizona State (10/29/16)
		Schooler, B. vs Arizona State (10/29/16)
		Schooler, B. at USC (11/05/16)

2016 OREGON TEAM GAME HIGHS

Rushes	47	at Nebraska (09/17/16)
Yards Rushing	336	at Nebraska (09/17/16)
Yards Per Rush	7.1	at Nebraska (09/17/16)
TD Rushes	5	at Nebraska (09/17/16)
Pass attempts	43	at Utah (11/19/16)
Pass completions	31	vs Arizona State (10/29/16)
Yards Passing	489	vs Arizona State (10/29/16)
Yards Per Pass	11.6	vs Arizona State (10/29/16)
TD Passes	6	at California (10/21/16)
Total Plays	88	vs Arizona State (10/29/16)
Total Offense	734	vs Arizona State (10/29/16)
Yards Per Play	8.3	vs Arizona State (10/29/16)
Points	54	vs Arizona State (10/29/16)
Sacks By	6	vs Virginia (09/10/16)
First Downs	30	vs Arizona State (10/29/16)
Penalties	14	at California (10/21/16)
Penalty Yards	134	at California (10/21/16)
Turnovers	4	vs Stanford (11/12/16)
Interceptions By	3	vs Arizona State (10/29/16)
Punts	8	at USC (11/05/16)
Punting Avg	41.0	at Utah (11/19/16)
Long Punt	56	at Oregon State (11/26/16)
Punts inside 20	3	vs UC Davis (09/03/16)
		at USC (11/05/16)
Long Punt Return	46	vs UC Davis (09/03/16)

2016 OPPONENT INDIVIDUAL GAME HIGHS

Rushes	31	Nall, Ryan, at Oregon State (11/26/16)
Yards Rushing	197	Gaskin, Myles, vs Washington (10/08/16)
TD Rushes	4	Jones, Ronald, at USC (11/05/16)
		Nall, Ryan, at Oregon State (11/26/16)
Long Rush	68	Gaskin, Myles, vs Washington (10/08/16)
Pass attempts	61	Webb, Devin, vs California (10/21/16)
Pass completions	42	Webb, Devin, vs California (10/21/16)
Yards Passing	371	Falk, Luke, at Washington State (10/01/16)
TD Passes	6	Browning, Jake, vs Washington (10/08/16)
Long Pass	61	Montez, Steven, vs Colorado (09/24/16)
		Chryst, K., vs Stanford (11/12/16)
Receptions	9	Ross, John, vs Washington (10/08/16)
Yards Receiving	153	Ross, Devin, vs Colorado (09/24/16)
TD Receptions	3	Ross, John, vs Washington (10/08/16)
Long Reception	61	Ross, Devin, vs Colorado (09/24/16)
		A.-Whiteside, J.J., vs Stanford (11/12/16)
Field Goals	3	Anderson, Matt, at California (10/21/16)
Long Field Goal	43	Ukropina, C., vs Stanford (11/12/16)
Punts	8	Colby Wadman, vs UC Davis (09/03/16)
Punting Avg	47.3	Wishnowsky, M., at Utah (11/19/16)
Long Punt	58	Lightbourn, C., at Nebraska (09/17/16)
Punts inside 20	4	Wishnowsky, M., at Utah (11/19/16)
Long Punt Return	45	Pierson-El, D., at Nebraska (09/17/16)
Long Kickoff Return	42	Reid, A., vs Virginia (09/10/16)
Tackles	20	Barton, Cody, at Utah (11/19/16)
Sacks	2.0	Gaines, Greg, vs Washington (10/08/16)
		Dimick, Hunter, at Utah (11/19/16)
Tackles For Loss	3.5	Mata'afa, Herc., at Washington State (10/01/16)
Interceptions	2	Alfieri, J., vs Stanford (11/12/16)

2016 OPPONENT TEAM GAME HIGHS

Rushes	57	at California (10/21/16)
Yards Rushing	378	vs Washington (10/08/16)
Yards Per Rush	8.4	vs Washington (10/08/16)
TD Rushes	6	at Washington State (10/01/16)
Pass attempts	61	at California (10/21/16)
Pass completions	42	at California (10/21/16)
Yards Passing	371	at Washington State (10/01/16)
Yards Per Pass	10.9	vs Washington (10/08/16)
TD Passes	6	vs Washington (10/08/16)
Total Plays	118	at California (10/21/16)
Total Offense	682	vs Washington (10/08/16)
Yards Per Play	9.3	vs Washington (10/08/16)
Points	70	vs Washington (10/08/16)
Sacks By	4	vs Arizona State (10/29/16)
First Downs	40	at California (10/21/16)
Penalties	14	at California (10/21/16)
Penalty Yards	145	at California (10/21/16)
Turnovers	3	vs Arizona State (10/29/16)
Interceptions By	2	vs Stanford (11/12/16)
Punts	8	vs UC Davis (09/03/16)
Punting Avg	47.3	at Utah (11/19/16)
Long Punt	58	at Nebraska (09/17/16)
Punts inside 20	4	at Utah (11/19/16)
Long Punt Return	45	at Nebraska (09/17/16)

THE LAST TIME...

RUSHING

Player Rushed for 100 Yards

by UO 106, Royce Freeman at Oregon State, 11/26/16
by Opp 155, Ryan Nall at Oregon State, 11/26/16

Two Players Rushed for 100 Yards

by UO Royce Freeman (180) and Tony Brooks James (101) vs. California 11/7/2015
by Opp Tre Watson (156) and Khalf Muhammad (148) at California, 10/21/2016

Three Players Rushed for 100 Yards

by UO 128, De'Anthony Thomas; 124 Byron Marshall; Marcus Mariota vs. Nicholls 8/31/2013
by opp Unknown

Player Rushed for 200 Yards

by UO 207, Royce Freeman vs. Virginia 9/10/2016
by Opp 246, Ezekiel Elliott vs. Ohio State 1/12/2015

Player Rushed for 300 Yards

by UO 321, Kenjon Barner at USC 11/3/2012
by Opp 357, Ruben Mayes vs. Washington State 10/27/1984

Player Rushed 30 Times

by UO 38 (321 yds), Kenjon Barner at USC 11/3/2012
by Opp 31 (156), Ryan Nall at Oregon State, 11/26/16

Player Rushed for 4 Touchdowns or More

by UO 4, Royce Freeman vs. Washington 10/18/2014
by Opp 4, Ryan Nall at Oregon State, 11/26/16

Player Rushed for 3 Touchdowns or More

by UO 3, Royce Freeman at Washington State, 10/1/2016
by Opp 4, Ryan Nall at Oregon State, 11/26/16

Player Scored on 50-Yard Run or Longer

by UO 58, Tony Brooks-James vs. Arizona State, 10/29/2016
by Opp 61, Christian McCaffrey vs. Stanford, 11/12/16

Player had a 70-Yard Run or Longer

by UO 75, Royce Freeman at Washington State, 10/1/2016
by Opp 72, Myles Gaskin at Washington 10/17/2015

Player had an 80-Yard Run or Longer

by UO 87, Royce Freeman vs. Virginia 9/10/2016
by Opp 80, Kory Sheets, Purdue 9/13/2008

PASSING

Player Passed for 400 Yards

by UO 489, Justin Herbert (31-42) vs. Arizona State, 10/29/2016
by Opp 505, Luke Falk (50-74), vs. Washington State 10/10/2015

Player Completed 25 Passes

by UO 30, Justin Herbert (324 yds) at Utah, 11/19/16
by Opp 28, Sam Darnold (309 yds) at USC, 11/6/2016

Player Attempted 40 Passes

by UO 43, Justin Herbert (30 comp) at Utah, 11/19/16
by Opp 40, Sam Darnold (28 comp) at USC, 11/6/2016

Player Passed for 4 or more Touchdowns

by UO 4, Justin Herbert vs. Arizona State, 10/29/2016
by Opp 5, Davis Webb at California, 10/21/2016

Player Passed for 5 or more Touchdowns

by UO 6, Justin Herbert at California, 10/21/2016
by Opp 5, Davis Webb at California, 10/21/2016

Player Passed for 6 or more Touchdowns

by UO 6, Justin Herbert at California, 10/21/2016
by Opp 6, Jake Browning vs. Washington, 10/8/2016

RECEIVING

Player Caught 10 or More Passes

by UO 10, De'Anthony Thomas (86 yds) vs. Oregon State 11/26/2011
by Opp 15, Cooper Kupp (246 yds) vs. Eastern Washington 9/5/2015

Player Gained 150 Yards Receiving

by UO 169, Byron Marshall (8 rec.) vs. Ohio State 1/12/2015
by Opp 153, Devin Ross (7 rec.) vs. Colorado 9/24/2016

Two players had 100 yards Receiving

by UO Darren Carrington (126) and Charles Nelson (104), vs. Arizona 12/5/2014
by Opp Marqise Lee (157) and Nelson Agholor (162) at USC 11/3/2012

Player Made Three Touchdown Receptions

by UO 3, Bralon Addison vs. Oregon State 11/27/2015
by Opp 3, John Ross vs. Washington, 10/8/2016

Player Scored on 50-Yard Pass Play or Longer

by UO 53, Johnny Mundt (Justin Herbert) vs. Arizona State, 10/29/2016
by Opp 75, Robert Davis (Nick Arbuckle), Georgia State 9/19/2015

Player Scored on 80-Yard Pass Play or Longer

by UO 80, Devon Allen (Marcus Mariota) at Washington State 9/20/2014
by Opp 85, Juron Criner (Nick Foles), Arizona 11/26/2010

SPECIAL TEAMS

Player Accumulated 100 Yards or More Punt Returns

by UO 142, Bralon Addison vs. California 9/28/2013
by Opp 146, Curtis Conway, USC 10/10/1992

Player Returned Punt for Touchdown

by UO 81, Bralon Addison at Michigan State 9/12/2015
by Opp 78, Victor Bolden vs. Oregon State 11/27/2015

Player Recovered a Fumbled Punt Return for Touchdown

by UO, Unknown
by Opp, Chase Hansen at Utah, 11/19/16

Player Accumulated 200 Yards or More Kickoff Returns

by UO 201, Walter Thurmond III vs. Oklahoma State 12/30/2008
by Opp 251, Marqise Lee, USC 11/3/2012

Player Returned Kickoff for Touchdown

by UO 100, Charles Nelson at Washington State, 10/1/2016
by Opp 100, Terry Richardson, Arizona State 9/30/2006

Player Scored a Touchdown on a Blocked Punt

by UO Boseko Lokombo (Avery Patterson block) vs. Washington St. 10/29/2011
by Opp Jon Alston, Stanford 10/1/2005

Player Blocked Punt

by UO Josh Huff at Virginia 9/7/2013
by Opp Garrett Kaufman, TCU 1/2/2016

Player Scored a Touchdown on a Blocked Field Goal

by UO Rodney Hardrick (Wade Keliikipi) at Stanford 11/7/2013
by Opp Marlin Jackson (Jeremy LeSueur), Michigan 9/20/2003

Player Blocked a Field Goal

by UO T.J. Daniel at Washington State, 10/1/2016
by Opp Tra'Darius Goff, Tennessee Tech 9/15/2012

THE LAST TIME...

KICKING**Player Kicked Four or More Field Goals**

by UO 4, Aidan Schneider vs. Arizona State, 10/29/2016
by Opp 4, Jordan Williamson, Stanford 11/7/2013

Player Kicked 50-Yard or Longer Field Goal

by UO 52, Matt Evensen at Arizona State 10/25/2008
by Opp 54, Giorgio Tavecchio, California 10/6/2011

Player had a 70+ Yard Punt

by UO 75, Kurtis Doerr at Michigan State 9/2/1999
by Opp 78, Victor Bolden vs. Oregon State 11/27/2015

Player Missed Point After Touchdown

by UO Aidan Schneider at USC, 11/6/2016
by Opp Chris Graham vs. Colorado 9/24/2016

DEFENSE**Player Made 15 or More Tackles**

by UO 15, Joe Walker vs. USC 11/21/2015
by Opp 20, Cody Barton at Utah, 11/19/16

Player Made Two or More Interceptions

by UO 2, Tyree Robinson vs. Georgia State, 9/19/2015
by Opp 2, Joey Alfieri vs. Stanford, 11/12/16

Player Made Three or More Interceptions

by UO 3, Steve Smith vs. Colorado 1/1/2002
by Opp 3, Jake Cookus, Oregon State 11/18/2000

Player Returned Interception for Touchdown

by UO Tyree Robinson (41 yds) vs. Georgia State 9/19/2015
by Opp Damante Horton (76 yds), Washington State 10/29/2011

Player Recovered/Returned Fumble for Touchdown

by UO Joe Walker (52 yds) vs. Georgia State 9/19/2015
by Opp Deone Bucannon (29 yds), Washington State 10/19/2013

Player Scored a 2-point Safety

by UO Team vs. Washington State 10/13/2007
by Opp Team, Colorado 10/22/2011

Player Scored a 1-point Safety

by UO Team vs. Kansas State 1/3/2013

TEAM**Surpassed 700 Yards Total Offense**

by UO 734, vs. Arizona State, 10/29/2016
by Opp 742, at Arizona State 10/29/2015

Surpassed 600 Yards Total Offense

by UO 734, vs. Arizona State, 10/29/2016
by Opp 636, at California, 10/21/2016

Surpassed 500 Yards Total Offense

by UO 575, at Utah, 11/19/16
by Opp 540, vs. Stanford, 11/12/16

Rushed for 500 Yards

by UO 500, vs. Nicholls 8/31/2013
by OPP 524, Washington State 10/27/1984

Rushed for 400 Yards

by UO 477, vs. California 11/7/2015
by OPP 405, Arizona State 11/15/1997

Rushed for 300 Yards

by UO 336, at Nebraska 9/17/2016
by Opp 310, at Oregon State, 11/26/16

Passed for 400 Yards

by UO 489, vs. Arizona State, 10/29/2016
by Opp 505, vs. Washington State 10/10/2015

Recorded a Shutout

by UO 49-0, vs. Arizona 9/22/2012
by Opp 0-16, at UCLA 11/24/2007

Scored 70 Points

by UO 70-14, vs. Colorado 10/27/2013
by Opp 70-21, vs. Washington, 10/8/2016

Scored 60 Points

by UO 61-55, at Arizona State 10/29/2015
by Opp 70-21, vs. Washington, 10/8/2016

Scored 50 Points

by UO 54-35, vs. Arizona State, 10/29/2016
by Opp 52-27, vs. Stanford, 11/12/16

Failed to Rush for 100 Yards

by UO 85, at USC, 11/6/2016
by Opp 77, at Colorado 10/3/2015

Failed to Pass for 100 Yards

by UO 48, at Arizona State 10/18/2012
by Opp 56, Texas 12/30/2013

Failed to Gain 100 Yards Total Offense

by UO 97, (27 rush, 70 pass) at Washington State 10/8/1994
by Opp 88, San Jose State 10/6/1962

Failed to Score a Touchdown

by UO 0-16, at UCLA 11/24/2007
by Opp 66-3, Nicholls 8/31/2013

Team had 100 or More Penalty Yards

by UO 134, at California (14 penalties), 10/21/2016
by Opp 129, at USC (13 penalties), 11/6/2016

2016 GAME-BY-GAME REVIEW



Game 1 - Sept. 3

UC DAVIS 28
#24 OREGON 53

Eugene, Ore. (53,817)
Autzen Stadium
71 degrees, partly sunny

EUGENE — After a jittery start to the 2016 season opener, No. 24 Oregon settled down in all three phases and went on to a comfortable if uneven 53-28 victory over UC Davis. The game marked the UO debut of

graduate transfer quarterback Dakota Prukop, and the first for the Ducks under new defensive coordinator Brady Hoke.

How It Happened: The Ducks (1-0) trailed out of the gate after getting a stop on defense but then muffing a punt and allowing the Aggies to take a 7-0 lead. Order was restored late in the first quarter when Royce Freeman rushed for his first touchdown of the season, giving the Ducks an 8-7 lead after PAT holder Charles Nelson rushed for the two-point conversion.

That began a stretch of 33 unanswered points by Oregon. Aidan Schneider kicked off second-quarter scoring with a 31-yard field goal, and Prukop added touchdown passes to Johnny Mundt and Jalen Brown for a 25-7 halftime lead. The run extended into the third quarter, when Prukop ran in a touchdown from one yard out, following a 49-yard rush by Freeman on the previous play.

UC Davis (0-1) used a 50-yard pass play to set up a 20-yard rushing touchdown by Manusamoa Luuga to get within 33-14. But after Freeman fumbled on the next UO possession, he atoned for the mistake with his second rushing touchdown, set up by a Nelson punt return down to the 8-yard line. That made it 39-14, and the Aggies tacked on another touchdown late in the third quarter to pull within 39-21.

The Aggies were poised to score again early in the fourth quarter, when true freshman Troy Dye put the exclamation point on an amazing debut by blocking a field goal. Four plays later, Prukop connected on his third TD pass of the day, a 55-yard bomb to Darren Carrington II, and Oregon was back firmly in control.

Who Stood Out: Coming into the season, the offensive skill spots looked like positions of strength, and those Ducks didn't disappoint. Prukop completed 21-of-30 passes for 271 yards and three touchdowns, and also rushed for 36 yards and a TD. Freeman ran just 11 times, for 87 yards and two touchdowns, and Carrington caught seven balls for 117 yards. Nelson's numbers typified Oregon's day as a whole. He led all players with 288 all-purpose yards, including 251 as a returner. But he also muffed a punt to set up Davis' first touchdown, and later was stripped on a kickoff return while trying to fight for a couple of extra yards rather than step out of bounds. And the freshman linebacker Dye was a revelation, totaling game-highs of 11 tackles and 4.5 tackles for loss - one of those a sack.

Notable: Oregon's starting offensive line featured four redshirt freshmen, along with senior right guard Cameron Hunt. With Tyrell Crosby not in uniform, UO started Brady Aiello at left tackle, Shane Lemieux at left guard, Jake Hanson at center and Calvin Throckmorton at right tackle. ... Six true freshmen made their collegiate debuts, including Dye as starting SAM linebacker. Cornerback Brenden Schooler was a starter on the kickoff unit, and linebackers Keith Simms and La'Mar Winston Jr. later subbed in with that group. Defensive end Bryson Young was employed in a six-lineman goal-line package late in the third quarter. The final snap of the game was received by QB Justin Herbert, the Eugene native who made his debut with the Ducks.

UC Davis	7	0	14	7	28	Record: (0-1)
Oregon	8	17	14	14	53	Record: (1-0)

1st	10:19	UCD	Ben Scott 9 yd run (Matt Blair kick), 5-33 2:23, UCD 7 - ORE 0
	00:25	ORE	Freeman, Royce 6 yd run (Nelson, Charles rush), 8-65 2:32, UCD 7 - ORE 8
2nd	10:51	ORE	Schneider, A. 31 yd field goal, 11-65 3:13, UCD 7 - ORE 11
	08:45	ORE	Mundt, J. 10 yd pass from Prukop, D. (Nelson, C. rush), 4-29 1:22, UCD 7 - ORE 19
	00:37	ORE	Brown, J. 14 yd pass from Prukop, D. (Nelson rush failed), 5-32 0:46, UCD 7 - ORE 25
3rd	13:53	ORE	Prukop, Dakota 1 yd run (Hollins, Justin rush), 4-67 1:07, UCD 7 - ORE 33
	12:25	UCD	Manusamoa Luuga 20 yd run (Matt Blair kick), 3-75 1:28, UCD 14 - ORE 33
	08:30	ORE	Freeman, Royce 5 yd run (Nelson, Charles rush failed), 2-8 0:20, UCD 14 - ORE 39
	02:41	UCD	Manusamoa Luuga 1 yd run (Matt Blair kick), 11-65 5:49, UCD 21 - ORE 39
4th	13:13	ORE	Carrington, D. 55 yd pass from Prukop (Schneider kick), 4-80 1:30, UCD 21 - ORE 46
	06:44	UCD	Manusamoa Luuga 1 yd run (Matt Blair kick), 7-85 2:12, UCD 28 - ORE 46
	03:33	ORE	Brooks-James 33 yd run (Schneider, A. kick), 7-69 3:11, UCD 28 - ORE 53

RUSHING: UC Davis-Manusamoa Luuga 22-96; Mitchell Layton 3-4; Joshua Kelley 2-0; Ben Scott 4-minus 5; TEAM 2-minus 6. Oregon-Freeman, Royce 11-87; Brooks-James 5-57; Prukop, Dakota 11-36; Benoit, Kani 4-34; Eugenio, Casey 1-15; Griffin, Taj 2-8; Allen, Devon 1-6; Nelson, Charles 1-6; LaCoste, Jarret 1-2.

PASSING: UC Davis-Ben Scott 27-47-1-303. Oregon-Prukop, Dakota 21-30-0-271.

RECEIVING: UC Davis-Keelan Doss 7-116; Manusamoa Luuga 4-51; Wesley Preece 4-28; Jared Harrell 3-36; Chris Martin 2-17; Khrist Vaughn 2-15; Derek Baljeu 2-minus 4; J. Clarkston 1-36; Joshua Kelley 1-5; Mitchell Layton 1-3. Oregon-Carrington, D. 7-117; Nelson, Charles 4-31; Mundt, Johnny 3-52; Brown, Jalen 2-17; Freeman, Royce 2-5; Brown, Pharaoh 1-23; Griffin, Taj 1-13; Brooks-James 1-13.

INTERCEPTIONS: UC Davis-None. Oregon-Jelks, Jalen 1-1.

FUMBLES: UC Davis-None. Oregon-Nelson, Charles 2-2; Freeman, Royce 1-0.

SACKS (UA-A): UC Davis-Russell Reeder 1-0; Brandon Jamison 1-0; Keelen Culberso 1-0. Oregon-Dye, Troy 1-0; Mondeaux, Henry 1-0.

TACKLES (UA-A): UC Davis-Ryan Parenteau 5-3; Zach Jones 7-0; Darryl Graham 5-2; Russell Reeder 4-3; Brady Tibi 3-2; Isiah Olave 4-0; Christian Leota 1-3; A. Baumgart 3-0; Keelen Culberso 2-1; Bransin Johnson 1-1; Brandon Weaver 1-1; Xavier Griggs 1-1; C. Schneider 1-0; Ethan Hicks 1-0; Joshua Kelley 1-0; Jordan Franklin 1-0; Brandon Jamison 1-0; D. Diggs-Ray 0-1; Inoke Raikadrok 0-1; Zak Pettit 0-1; Colby Wadman 0-1; Keelan Doss 0-1. Oregon-Dye, Troy 7-4; Springs, Arrian 4-1; Mondeaux, Henry 2-3; Schooler, B. 3-1; Ragin III, J. 2-2; Williams, J. 3-0; Leiato II, F. 2-1; Hotchkins, A.J. 2-1; Daniels, Reggie 2-1; Moi, Jonah 2-0; Lovette, Malik 2-0; Robinson, Tyree 2-0; Amadi, Ugo 1-1; McDowell, D. 1-1; Hollins, Justin 1-1; George, Elijah 1-0; Young, Bryson 1-0; Jelks, Jalen 1-0; Mattingly, D. 1-0; Baker, Gary 1-0; Oliver, Khalil 1-0; Simms, Keith 1-0; Carlberg, D. 0-1.

TEAM STATISTICS	UCD	ORE
FIRST DOWNS	20	21
RUSHES-YARDS (NET)	33-89	37-251
PASSING YDS (NET)	303	271
Passes Att-Comp-Int	47-27-1	30-21-0
TOTAL OFFENSE PLAYS-YARDS	80-392	67-522
Fumble Returns-Yards	0-0	0-0
Punt Returns-Yards	1-0	4-98
Kickoff Returns-Yards	2-19	4-153
Interception Returns-Yards	0-0	1-1
Punts (Number-Avg)	8-43.2	4-38.2
Fumbles-Lost	0-0	3-2
Penalties-Yards	7-45	8-71
Possession Time	37:17	22:43
Third-Down Conversions	7 of 17	7 of 13
Fourth-Down Conversions	0 of 1	0 of 1
Red-Zone Scores-Chances	4-5	6-7
Sacks By: Number-Yards	3-12	2-19

2016 GAME-BY-GAME REVIEW



Game 2 - Sept. 10

VIRGINIA 26
#24 OREGON 44

Eugene, Ore. (53,774)
Autzen Stadium
84 degrees, mostly sunny

EUGENE — The 24th-ranked Oregon football team never trailed Saturday night against visiting Virginia, scoring 24 unanswered points to close the first half on the way to a 44-26 victory.

How It Happened: Oregon was slow out of the gates for the second week in a row, needing time to establish its tempo on offense and solve a Virginia rushing attack that found some holes early on. But after the Cavaliers (0-2) tied it 6-6 late in the first quarter, the Ducks thoroughly took command — just as they did midway through the first half of their opener against UC Davis.

Royce Freeman got the Ducks on the board midway through the opening quarter, though a Charles Nelson pass for the two-point conversion fell incomplete. Virginia then marched 75 yards in nine plays, tying the game when a PAT was missed; the Wahoos had five rushing plays of at least seven yards on the possession, including the touchdown run by Albert Reid.

The Ducks answered quickly, however, after a Nelson kick return to midfield. On third-and-10 from the Ducks' 44-yard line, Dakota Prukop spun out of a sack, scrambled away from the pressure and threw a 22-yard pass to Darren Carrington II. Three plays later, Tony Brooks-James rushed for a score, giving Oregon a 13-6 lead and kicking off a run of 24 straight by the Ducks as they built a 30-6 halftime lead.

The second quarter scoring included touchdown passes by Prukop to Dwayne Stanford and Pharaoh Brown, the latter Brown's first TD since his horrific injury at Utah in November 2014. The Stanford touchdown was set up by a third-and-36 converted by the Ducks, on a long bomb from Prukop to Olympic hurdler Devon Allen. Brown's touchdown was followed by an interception from true freshman safety Brenden Schooler, giving the Ducks possession for a drive that ended in an Aidan Schneider field goal on the last play of the half.

Virginia scored first in the second half before being buried under a barrage of UO big plays. On another third-and-long play, Prukop found Allen streaking down the field for a 77-yard touchdown reception. Less than four minutes later, Freeman raced 85 yards for a touchdown, with help from a textbook downfield block by Jalen Brown. The Cavalier took advantage of some Oregon penalties to score late in the third quarter and pull within 44-20.

Who Stood Out: Prukop finished 21-of-31 for 331 yards with three touchdowns, a 189.4 passer rating. He ran the offense with better tempo, at least in the first half when the outcome was still in question, and generally seemed more comfortable in his second UO appearance. Freeman rushed 21 times for 207 yards and two scores, while Allen caught four passes for 141 yards, a 35.3-yard average. Defensively, Jalen Jelks recorded two of the Ducks' six sacks.

Notable: Freeman reached 3,495 yards for his career, third all-time in UO history ahead of Derek Loville (3,296, 1986-89). He enjoyed the second 200-yard rushing performance of his career. ... After missing the season opener, junior left tackle Tyrell Crosby returned to the starting lineup. De'Quan McDowell made his first career start at linebacker, in place of Johnny Ragin III, who did not dress. ... Defensive tackle Wayne Tei-Kirby appeared off the bench in the second half, becoming the seventh true freshman to play through two games.

Virginia	6	0	14	6	26	Record: (0-2)
Oregon	13	17	14	0	44	Record: (2-0)

1st	06:56	ORE	Freeman, Royce 2 yd run (Nelson, Charles pass failed), 6-81 1:33, VA 0 - ORE 6
	03:28	VA	Reid, A 7 yd run (Sims, D kick failed), 9-75 3:28, VA 6 - ORE 6
	01:02	ORE	Brooks-James 7 yd run (Schneider, A. kick), 6-56 2:26, VA 6 - ORE 13
2nd	08:50	ORE	Stanford, D. 2 yd pass from Prukop, D. (Schneider, A. kick), 10-99 4:28, VA 6 - ORE 20
	03:05	ORE	Brown, P. 11 yd pass from Prukop, D. (Schneider, A. kick), 12-80 3:15, VA 6 - ORE 27
	00:00	ORE	Schneider, A. 20 yd field goal, 9-59 2:12, VA 6 - ORE 30
3rd	10:22	VA	Mizzell, T 4 yd run (Sims, D kick), 9-65 3:29, VA 13 - ORE 30
	08:53	ORE	Allen, D. 77 yd pass from Prukop, D. (Schneider, A. kick), 3-75 1:29, VA 13 - ORE 37
	05:25	ORE	Freeman, Royce 85 yd run (Schneider, A. kick), 2-90 0:45, VA 13 - ORE 44
	00:07	VA	Craft, W 6 yd pass from Benkert, K (Sims, D kick), 14-75 5:18, VA 20 - ORE 44
4th	07:28	VA	Johnson, K 6 yd pass from Benkert, K (pass failed), 12-78 4:39, VA 26 - ORE 44

RUSHING: Virginia-Reid, A 15-126; Mizzell, T 10-48; Ellis, J 6-46; Benkert, K 9-minus 27. Oregon-Freeman, Royce 21-207; Benoit, Kani 7-28; Prukop, Dakota 7-19; Brooks-James 5-16; Allen, Devon 1-6; Carrington, D. 1-6; Griffin, Taj 3-5; Stanford, D. 0-14.

PASSING: Virginia-Benkert, K 20-39-2-193; Johns, M 1-1-0-2. Oregon-Prukop, Dakota 21-31-0-331.

RECEIVING: Virginia-Johnson, K 6-40; Dowling, D 4-54; Zacccheaus, O 3-47; Craft, W 2-23; Butts, E 2-13; Mizzell, T 2-11; Dubois, H 1-5; Sims, D 1-2. Oregon-Brown, Pharaoh 5-55; Allen, Devon 4-141; Carrington, D. 4-59; Stanford, D. 3-24; Freeman, Royce 2-29; Benoit, Kani 1-10; Brooks-James 1-7; Nelson, Charles 1-6.

INTERCEPTIONS: Virginia-None. Oregon-Oliver, Khalil 1-16; Schooler, B. 1-0.


FUMBLES: Virginia-None. Oregon-Brooks-James 1-0.

SACKS (UA-A): Virginia-None. Oregon-Jelks, Jalen 2-0; Cumberlander 1-0; Carlberg, D. 1-0; Moi, Jonah 1-0; Maloata, Austin 1-0.

TACKLES (UA-A): Virginia-Kiser, M 5-4; Blanding, Q 5-4; Thornhill, J 5-2; Mack, J 4-2; Bradshaw, Z 4-2; Garner, K 3-2; Wilkins, D 2-3; Rainey, K 4-0; Wright, S 3-1; Robinson, M 3-1; Peace, C 2-2; Hanback, E 1-2; Reid, A 2-0; Powers, J 0-2; Hall, M 1-0; Stalker, C.J. 1-0; Gallon, E 1-0; Brown, A 1-0; Hall, B 1-0; Trucilla, J 0-1. Oregon-Robinson, Tyree 7-0; Jelks, Jalen 6-0; Dye, Troy 5-1; Amadi, Ugo 4-1; McDowell, D. 3-2; Daniels, Reggie 4-0; Hotchkins, A.J. 3-1; Schooler, B. 3-0; Moi, Jonah 2-1; Maloata, Austin 1-2; Leiato II, F. 1-2; Springs, Arrion 2-0; Cumberlander 2-0; Swain, Jimmie 1-1; Williams, J. 1-0; Lovette, Malik 1-0; Manu, Rex 1-0; George, Elijah 1-0; Carlberg, D. 1-0; Brooks-James 1-0; Hollins, Justin 0-1; Carew, Tanner 0-1; Oliver, Khalil 0-1.

TEAM STATISTICS	ORE	UVA
FIRST DOWNS	28	25
RUSHES-YARDS (NET)	40-193	45-301
PASSING YDS (NET)	195	331
Passes Att-Comp-Int	40-21-2	31-21-0
TOTAL OFFENSE PLAYS-YARDS	80-388	76-632
Fumble Returns-Yards	0-0	0-0
Punt Returns-Yards	2-13	1-3
Kickoff Returns-Yards	1-42	3-84
Interception Returns-Yards	0-0	2-16
Punts (Number-Avg)	4-44.2	3-38.7
Fumbles-Lost	0-0	1-0
Penalties-Yards	10-102	12-117
Possession Time	31:32	28:28
Third-Down Conversions	6 of 13	9 of 14
Fourth-Down Conversions	0 of 1	0 of 1
Red-Zone Scores-Chances	4-4	5-5
Sacks By: Number-Yards	1-4	6-51

2016 GAME-BY-GAME REVIEW



Game 3 - Sept. 17

#22 OREGON 32
NEBRASKA 35

Lincoln, Neb. (90,414)
Memorial Stadium
79 degrees, sunny

LINCOLN, Neb. — Oregon suffered a 35-32 defeat at Nebraska on Saturday afternoon, fighting through the absence of two pre-season all-America candidates as well as a flurry of penalty flags before falling to 2-1

on the season entering the start of Pac-12 play.

How It Happened: Nebraska quarterback Tommy Armstrong scrambled 34 yards for the game-winning touchdown with 2:29 to play, two plays after throwing a 14-yard completion on fourth-and-nine to extend the drive. Oregon had a chance to respond and drove past midfield, but the Ducks' 13th and final penalty of the game put them in a hole and they couldn't dig out.

Oregon took its last lead at 32-28 early in the fourth quarter on the third rushing touchdown of the game by Tony Brooks-James. That completed the Ducks' rally back from a 28-20 deficit, as Kani Benoit's 41-yard touchdown got Oregon within 28-26 late in the third quarter.

The Ducks had a six-point lead at halftime, but Nebraska scored twice early in the third quarter to go up 28-20. The Ducks committed two pass interference penalties on that second drive, on a day marked by 126 penalty yards on Oregon.

Oregon entered halftime with a 20-14 lead after a wild second quarter. The Ducks led 8-7 entering the period, and got a defensive stop to open the quarter. Dakota Prukop then drove the offense 74 yards to the second rushing touchdown of the game by Brooks-James. The drive included a fourth-down conversion on which Prukop passed 24 yards to Dwayne Stanford down to the two-yard line, and ended with Brooks-James running around left end, where the Ducks had positioned tight ends Pharaoh Brown and Evan Baylis.

Nebraska then began to gash the UO defense and drove quickly into the red zone, before a backwards pass hit the turf and was scooped up by Arrion Springs. He returned it to the 50, and instead of the Huskers potentially tying the game, Taj Griffin raced 50 yards on the next play for a touchdown and the 20-7 lead. Oregon's defense followed with another stop, but the offense couldn't move the chains with a chance to add on; instead the Ducks punted, Nebraska ripped off a long return and the Huskers ultimately scored to make it 20-14.

The Ducks ran 26 times for 166 yards in the first half, thriving despite the absence of running back Royce Freeman and left tackle Tyrell Crosby for all but the opening minutes of the game. Brooks-James gave Oregon an early 8-0 lead in the first quarter, his third straight game with a rushing TD.

Who Stood Out: Benoit carried six times for 100 yards, Griffin had 68 yards on eight carries and Brooks-James rushed for 37 yards on three carries in the absence of Freeman. Charles Nelson caught eight passes for 80 yards, part of a 14-of-23 performance by Prukop for 146 yards. Johnny Ragin III returned from a one-game absence and led the defense with 10 tackles.

Notable: Oregon scored five touchdowns and attempted a two-point conversion after each, converting only the first. ... Jimmie Swain, a native of nearby Olathe, Kan., started at MIKE linebacker and Jonah Moi was the starter at SAM linebacker. Redshirt freshman Drayton Carlberg got the call at defensive tackle, giving the Ducks five first-time starters on that side of the ball. ... Freeman's 31 yards propelled him into the Pac-12's top 20 all-time for career rushing yards (3,526).

Oregon	8	12	6	6	32	Record: (2-1)
Nebraska	7	7	14	7	35	Record: (3-0)

1st	08:19	ORE	Brooks-James 20 yd run (Nelson, Charles rush), 10-65 2:46, ORE 8 - NEB 0
	02:05	NEB	Westerkamp. 22 yd pass from Armstrong Jr. (Brown kick), 8-55 2:53, ORE 8 - NEB 7
2nd	05:56	ORE	Brooks-James 2 yd run (Nelson, Charles pass failed), 11-64 3:41, ORE 14 - NEB 7
	02:30	ORE	Griffin, Taj 50 yd run (Nelson, Charles rush failed), 1-50 0:09, ORE 20 - NEB 7
	00:05	NEB	Westerkamp. 3 yd pass from Armstrong Jr. (Brown kick), 5-19 0:29, ORE 20 - NEB 14
3rd	11:48	NEB	Reimers, B. 22 yd pass from Armstrong Jr. (Brown kick), 7-75 3:12, ORE 20 - NEB 21
	06:13	NEB	Ozigo, Devine 7 yd run (Brown, Drew kick), 10-62 4:28, ORE 20 - NEB 28
	02:42	ORE	Benoit, Kani 41 yd run (Prukop, Dakota pass failed), 7-75 3:31, ORE 26 - NEB 28
4th	10:31	ORE	Brooks-James 1 yd run (Prukop, Dakota rush failed), 10-97 2:54, ORE 32 - NEB 28
	02:29	NEB	Armstrong Jr. 34 yd run (Brown, Drew kick), 11-80 5:03, ORE 32 - NEB 35

RUSHING: Oregon-Benoit, Kani 6-100; Prukop, Dakota 20-97; Griffin, Taj 8-68; Brooks-James 7-37; Freeman, Royce 5-31; Allen, Devon 1-1; Aiello, Brady 0-2. Nebraska-Ozigo, Devine 21-95; Armstrong Jr. 16-95; Newby, Terrell 7-42; Bryant, Tre 1-4; TEAM 1-minus 2; Pierson-El, D. 1-minus 6.

PASSING: Oregon-Prukop, Dakota 14-23-0-146. Nebraska-Armstrong Jr. 17-33-0-200; Fyfe, Ryker 0-1-0-0; TEAM 0-1-0-0.

RECEIVING: Oregon-Nelson, Charles 8-80; Carrington, D. 3-36; Stanford, D. 1-23; Griffin, Taj 1-6; Brown, Pharaoh 1-1. Nebraska-Carter, Cethan 5-48; Westerkamp, J. 3-39; Moore, Alonzo 3-37; Morgan Jr., S. 3-35; Reimers, Bryan 1-22; Pierson-El, D. 1-11; Ozigo, Devine 1-8.

INTERCEPTIONS: Oregon-None. Nebraska-None.


FUMBLES: Oregon-Prukop, D. 1-0. Nebraska-Pierson-El, D. 1-0; Bryant, Tre 1-0; Armstrong Jr. 1-1.

SACKS (UA-A): Oregon-Robinson, Tyree 1-0. Nebraska-Dzuris, Ross 1-0.

TACKLES (UA-A): Oregon-Ragin III, J. 5-5; Robinson, Tyree 8-1; Moi, Jonah 5-4; Maloata, Austin 4-4; Swain, Jimmie 1-7; Hollins, Justin 2-4; Springs, Arrion 3-2; Carlberg, D. 3-1; Manu, Rex 1-3; Daniels, Reggie 1-2; Schooler, B. 2-0; Amadi, Ugo 1-1; Mondeaux, Henry 1-1; Daniel, T.J. 1-1; Young, Bryson 0-2; Oliver, Khalil 1-0; Simms, Keith 1-0; McDowell, D. 1-0; Brooks-James 1-0. Nebraska-Gerry, Nathan 4-5; Williams, K. 3-4; Jones, Chris 5-1; Rose-Ivey, M. 4-2; Akinmoladun, F. 4-1; Dzuris, Ross 3-2; Banderas, Josh 2-3; Young II, D. 2-2; Williams, Aaron 0-4; Newby, Marcus 1-2; Reed, Antonio 2-0; Kalu, Joshua 1-0; Taylor, Adam 1-0; McNitt, Luke 1-0; Pierson-El, D. 1-0; Simpson, Brad 0-1; Maurice, Kevin 0-1; Domann, JoJo 0-1; Barry, Mohamed 0-1; Joseph, Boaz 0-1; Stoltzenberg, M. 0-1.

TEAM STATISTICS	ORE	NEB
FIRST DOWNS	20	26
RUSHES-YARDS (NET)	47-336	47-228
PASSING YDS (NET)	146	200
Passes Att-Comp-Int	23-14-0	35-17-0
TOTAL OFFENSE PLAYS-YARDS	70-482	82-428
Fumble Returns-Yards	1-34	0-0
Punt Returns-Yards	1-5	3-42
Kickoff Returns-Yards	4-70	2-40
Interception Returns-Yards	0-0	0-0
Punts (Number-Avg)	6-36.8	5-47.2
Fumbles-Lost	1-0	3-1
Penalties-Yards	13-126	7-55
Possession Time	24:55	35:05
Third-Down Conversions	5 of 14	5 of 13
Fourth-Down Conversions	2 of 3	2 of 3
Red-Zone Scores-Chances	3-3	2-3
Sacks By: Number-Yards	1-4	1-5

2016 GAME-BY-GAME REVIEW



Game 4 - Sept. 24

COLORADO 41
OREGON 38

Eugene, Ore. (53,974)
Autzen Stadium
68 degrees, mostly sunny

EUGENE — Colorado intercepted a potential game-winning touchdown pass in the end zone with less than a minute left, sending Oregon to a 41-38 defeat before 53,974 in Autzen Stadium for the Ducks' Pac-12

opener.

How It Happened: Down 33-17 early in the second half, the Ducks (2-2) scored 21 straight points to charge into the lead. Colorado went ahead 41-38 midway through the fourth quarter with its second touchdown of the game that was ruled incomplete on the field, but overturned to a touchdown upon video review. After the teams traded punts, Oregon methodically drove the field with less than three minutes to play, but a Dakota Prukop fade to Darren Carrington II in the corner of the end zone was a touch underthrown, and picked off.

The turnover spoiled a furious Oregon rally after Colorado (3-1) scored early in the second half to lead 33-17. Tony Brooks-James scored for the fifth straight game to get the rally rolling, after a Brenden Schooler interception gave the Ducks possession. The UO defense followed with a three-and-out, and Kani Benoit capped a 10-play, 74-yard drive with another rushing touchdown.

Oregon was in the driver's seat after another interception, by Troy Dye, set up a Prukop touchdown pass to Carrington, the second of the game between those two. That gave the Ducks a 38-33 lead, but the Buffaloes would score the only TD of the fourth quarter. A potential third touchdown connection between Prukop and Carrington was intercepted to spoil Oregon's day.

Colorado took a 26-17 lead into halftime, showing no ill effects without starting quarterback Sefo Liufao. Phillip Lindsay gave the Buffs a 7-0 lead with a 1-yard touchdown run less than four minutes into the game, and Chris Graham's 24-yard field goal made it 10-0. The drive to a field goal included a 21-yard pass completion by Montez on third-and-13. Taj Griffin answered for the Ducks with a short TD run, set up by a 50-yard scamper from Tony Brooks-James, but the Buffs converted three more third downs on the way to another touchdown and a 16-7 lead.

The Ducks were in danger of being buried early in the second quarter, after Colorado scored to go up 23-7 and then forced an Oregon punt on the next possession. But the Ducks ran a fake punt, linebacker Danny Mattingly rumbled 29 yards, and two plays later Prukop passed to Carrington for a touchdown. That made it 23-14, and the teams then traded field goals prior to halftime.

Who Stood Out: Prukop finished 22-of-33 for 293 yards and two touchdowns, but his first interception of the season was costly. Dwayne Stanford caught six balls for 95 yards, and Carrington had the two TD grabs. Brooks-James rushed 16 times for 120 yards. Dye led the defense with 10 tackles.

Notable: A week after Charles Nelson quarterbacked the extra-point unit, which converted 1-of-5 two-point attempts, Taylor Alie returned in that role against the Buffs. ... The Ducks played for the first time since season-ending injuries to receiver Devon Allen and left tackle Tyrell Crosby, and also played without running back Royce Freeman and tight end Pharaoh Brown. ... WR Dillon Mitchell made his debut, becoming the eighth UO true freshman to play this season.

Colorado	16	10	7	8	41	Record: (3-1, 1-0)
Oregon	7	10	21	0	38	Record: (2-2, 0-1)

1st	11:16	COLO	Lindsay, Philli 1 yd run (Graham, Chris kick), 8-80 2:47, COLO 7 - ORE 0
	06:35	COLO	Graham, Chris 24 yd field goal, 9-41 3:28, COLO 10 - ORE 0
	05:16	ORE	Griffin, Taj 1 yd run (Schneider, A. kick), 5-76 1:19, COLO 10 - ORE 7
	00:08	COLO	Fields 7 yd pass from Montez (Graham kick blockd), 12-87 5:08, COLO 16 - ORE 7
2nd	11:58	COLO	Montez, Steven 3 yd run (Graham, Chris kick), 4-63 1:34, COLO 23 - ORE 7
	10:18	ORE	Carrington 25 yd pass from Prukop (Schneider, A. kick), 6-64 1:40, COLO 23 - ORE 14
	02:31	ORE	Schneider, A. 41 yd field goal, 11-41 3:46, COLO 23 - ORE 17
	00:00	COLO	Graham, Chris 33 yd field goal, 10-60 2:31, COLO 26 - ORE 17
3rd	12:59	COLO	Ross 48 yd pass from Montez (Graham, Chris kick), 5-75 2:01, COLO 33 - ORE 17
	07:02	ORE	Brooks-James 1 yd run (Schneider, A. kick), 5-51 1:35, COLO 33 - ORE 24
	01:52	ORE	Benoit, Kani 3 yd run (Schneider, A. kick), 10-74 2:58, COLO 33 - ORE 31
	00:54	ORE	Carrington 18 yd pass from Prukop (Schneider, A. kick), 2-27 0:21, COLO 33 - ORE 38
4th	08:43	COLO	Bobo 31 yd pass from Montez (Bobo pass from Montez), 7-70 2:48, COLO 41 - ORE 38

RUSHING: Colorado-Montez, Steven 21-135; Lindsay, Philli 15-72; Evans, Kyle 10-61; MacIntyre, Jay 1-3; Lee, Donovan 2-minus 2; TEAM 3-minus 9. Oregon-Brooks-James 16-120; Benoit, Kani 13-49; Mattingly, D. 1-29; Griffin, Taj 9-27; Prukop, Dakota 6-minus 10.

PASSING: Colorado-Montez, Steven 23-32-2-333. Oregon-Prukop, Dakota 22-33-1-293.

RECEIVING: Colorado-Ross, Devin 7-153; Bobo, Bryce 5-72; Fields, Shay 5-35; Lindsay, Philli 3-31; MacIntyre, Jay 2-21; Evans, Kyle 1-21. Oregon-Stanford, D. 6-95; Nelson, Charles 5-85; Carrington, D. 5-68; Griffin, Taj 2-23; Benoit, Kani 2-14; Baylis, Evan 2-8.

INTERCEPTIONS: Colorado-Witherspoon, Ah 1-0. Oregon-Schooler, B. 1-36; Dye, Troy 1-4.

FUMBLES: Colorado-Montez, Steven 1-0. Oregon-None.

SACKS (UA-A): Colorado-Gilbert, Jimmie 1-0; Carrell, Jordan 1-0; Kafovalu, Samsu 1-0. Oregon-McDowell, D. 1-0; Dye, Troy 1-0; Maloata, Austin 0-1; Hotchkins, A.J. 0-1.

TACKLES (UA-A): Colorado-Olugbode, Kenne 6-3; Kafovalu, Samsu 5-2; Tupou, Josh 5-2; Laguda, Afolabi 5-2; Gamboa, Rick 4-3; Gilbert, Jimmie 3-2; Carrell, Jordan 3-2; Witherspoon, Ah 2-3; Awuzie, Chidobe 3-1; Gillam, Addison 1-3; Moeller, Ryan 2-1; Thompson, Tedri 2-1; Oliver, Isaiah 2-0; Jackson III, Le 1-1; Silzer, Cameron 1-0; Kough, Gerrad 1-0; Ross, Devin 1-0; Lewis, Drew 0-1; Ento, Kabion 0-1; Evans, Kyle 0-1; Huntley, Johnny 0-1. Oregon-Dye, Troy 6-4; Hotchkins, A.J. 4-5; Schooler, B. 5-3; Ragin III, J. 4-3; Maloata, Austin 3-3; Apelu, Kaulana 4-1; Daniels, Reggie 3-2; Hollins, Justin 3-2; Springs, Arrior 3-2; McDowell, D. 3-2; Robinson, Tyree 4-0; Mondeaux, Henry 0-3; Lovette, Malik 2-0; Oliver, Khalil 2-0; George, Elijah 1-1; Cumberlander 1-0; Amadi, Ugo 1-0; Brown, Jalen 1-0; Young, Bryson 0-1; Mattingly, D. 0-1; Kaumatule, C. 0-1.

TEAM STATISTICS	COLO	ORE
FIRST DOWNS	32	24
RUSHES-YARDS (NET)	52-260	45-215
PASSING YDS (NET)	333	293
Passes Att-Comp-Int	32-23-2	33-22-1
TOTAL OFFENSE PLAYS-YARDS	84-593	78-508
Fumble Returns-Yards	0-0	0-0
Punt Returns-Yards	1-12	0-0
Kickoff Returns-Yards	1-8	5-97
Interception Returns-Yards	1-0	2-40
Punts (Number-Avg)	3-40.3	6-38.5
Fumbles-Lost	1-0	0-0
Penalties-Yards	5-47	8-75
Possession Time	33:26	26:34
Third-Down Conversions	6 of 12	6 of 15
Fourth-Down Conversions	0 of 1	2 of 2
Red-Zone Scores-Chances	5-5	4-5
Sacks By: Number-Yards	3-24	3-21

2016 GAME-BY-GAME REVIEW



Game 5 - Oct. 1

OREGON 33
WASHINGTON STATE 51

Pullman, Wash. (32,952)
Martin Stadium
58 degrees, clear

PULLMAN, Wash. — Oregon suffered its third straight defeat and second of conference play this season, dropping a 51-33 decision at Washington State in Martin Stadium.

How It Happened: The Cougars used a second-quarter explosion to break a 7-7 tie and build a lead the Ducks (2-3, 0-2 Pac-12) could never overcome. Royce Freeman's second of three touchdowns on the night tied the score late in the first quarter, but Washington State rushed for three scores of its own in the second quarter to build a 28-14 halftime lead.

Oregon's defense buckled down in the third quarter, as the Ducks blocked a field goal, forced a turnover on downs for another stop in the red zone and also forced a punt. But Oregon's offense capitalized on only one of those stops, with Freeman rushing for a 75-yard touchdown. The Cougars, meanwhile, tackled Dakota Prukop in the end zone for a safety, and so led 30-20 entering the fourth quarter.

Washington State re-established its running game in the final period, with Jamal Morrow and James Williams rushing for touchdowns that put WSU up 44-20. Charles Nelson returned a kickoff 100 yards for a score midway through the quarter, but Williams answered it to give the Cougars three backs with two rushing touchdowns, and more than 650 yards of offense for the game.

Who Stood Out: Freeman rushed 19 times for 138 yards and three scores, continuing his assault on the UO record books. Nelson accounted for 233 all-purpose yards. Defensively, freshman safety Brenden Schooler led the Ducks with nine tackles, and Johnny Ragin III had eight before leaving with an injury in the second half.

The Ducks got backup quarterback Justin Herbert some experience on their final possession. He directed an eight-play, 85-yard scoring drive that lasted 2:01 and ended in Herbert rushing four yards for a touchdown. He was 3-of-5 passing for 70 yards on the drive.

What It Means: The Ducks last lost three straight games in the same season back in 2007, following the knee injury to quarterback Dennis Dixon.

Notable: Freeman now has 4,204 career all-purpose yards, ninth-most in UO history. He passed Kenjon Barner in career rushing yardage with 3,664 and now trails only LaMichael James on that UO career list. ... Nelson had 195 kickoff return yards, giving him 1,877 for his career, second all-time for the Ducks. ... Oregon is 2-3 for the first time since 2004, the last losing season for the program. ... The UO defense played without outside linebacker Troy Dye, who did not make the trip.

Oregon	7	7	6	13	33	Record: (2-3, 0-2)
Washington State	7	21	2	21	51	Record: (2-2, 1-0)

1st	07:59	WSU	Marks, Gabe 7 yd pass from Falk, Luke (Powell, Erik kick), 6-65 2:22, ORE 0 - WSU 7
	05:34	ORE	Freeman, Royce 11 yd run (Schneider, A. kick), 6-42 2:13, ORE 7 - WSU 7
2nd	14:56	WSU	Wicks, Gerard 4 yd run (Powell, Erik kick), 13-75 5:38, ORE 7 - WSU 14
	09:22	ORE	Freeman, Royce 1 yd run (Schneider, A. kick), 9-54 2:50, ORE 14 - WSU 14
	06:39	WSU	Morrow, Jamal 10 yd run (Powell, Erik kick), 7-80 2:39, ORE 14 - WSU 21
	00:44	WSU	Wicks, Gerard 2 yd run (Powell, Erik kick), 10-55 4:44, ORE 14 - WSU 28
3rd	07:31	WSU	Mata'afa, Herc. safety,, ORE 14 - WSU 30
	03:02	ORE	Freeman, Royce 75 yd run (Prukop, Dakota pass failed), 2-82 0:34, ORE 20 - WSU 30
4th	13:03	WSU	Morrow, Jamal 14 yd run (Powell, Erik kick), 12-75 4:59, ORE 20 - WSU 37
	08:17	WSU	Williams, James 38 yd run (Powell, Erik kick), 5-82 2:23, ORE 20 - WSU 44
	08:03	ORE	Nelson, Charles 100 yd kickoff return (Prukop, Dakota pass intcpt), ORE 26 - WSU 44
	02:54	WSU	Williams, James 3 yd run (Powell, Erik kick), 9-83 5:04, ORE 26 - WSU 51
	00:46	ORE	Herbert, Justin 4 yd run (Schneider, A. kick), 8-85 2:01, ORE 33 - WSU 51

RUSHING: Oregon-Freeman, Royce 19-138; Brooks-James 6-41; Prukop, Dakota 8-13; Benoit, Kani 2-11; Nelson, Charles 1-7; Herbert, Justin 1-4. Washington State-Morrow, Jamal 13-122; Williams, James 11-91; Wicks, Gerard 11-60; Falk, Luke 5-7.

PASSING: Oregon-Prukop, Dakota 14-22-1-132; Herbert, Justin 3-5-0-70. Washington State-Falk, Luke 36-48-0-371.

RECEIVING: Oregon-Nelson, Charles 6-38; Stanford, D. 3-33; Breeland, Jacob 2-70; Brown, Pharaoh 2-24; Carrington, D. 2-24; Freeman, Royce 1-13; Benoit, Kani 1-0. Washington State-Morrow, Jamal 7-68; Martin Jr., Tav 5-45; Williams, James 5-33; Cracraft, River 4-73; Johnson-Mack, I 4-31; Sweet, Kyle 3-57; Marks, Gabe 2-20; Wicks, Gerard 2-15; Thompson, John 2-14; Dimry, C.J. 1-9; Lewis, Robert 1-6.

INTERCEPTIONS: Oregon-None. Washington State-Dotson, Isaac 1-17.

FUMBLES: Oregon-Stanford, D. 1-1. Washington State-None.

SACKS (UA-A): Oregon-Hollins, Justin 1-0; Manu, Rex 1-0. Washington State-Barber, Robert 1-0; Mata'afa, Herc. 1-0.

TACKLES (UA-A): Oregon-Schooler, B. 6-3; Ragin III, J. 6-2; Springs, Arrion 5-2; Amadi, Ugo 5-1; Hollins, Justin 4-2; Hotchkins, A.J. 4-1; Robinson, Tyree 3-2; Mondeaux, Henry 2-3; McDowell, D. 3-1; Oliver, Khalil 3-1; Maloata, Austin 3-1; Swain, Jimmie 0-4; Daniels, Reggie 2-1; Apelu, Kaulana 2-0; Manu, Rex 1-0; Winston Jr., L. 1-0; Moi, Jonah 1-0; Leiato II, F. 1-0; Lovette, Malik 1-0; George, Elijah 1-0; Prukop, Dakota 1-0; Bay, Ryan 1-0. Washington State-Taylor, Robert 4-4; Molton, Darrien 5-1; Luani, Shalom 5-1; Dotson, Isaac 3-2; Pelluer, Peyton 4-0; Mata'afa, Herc. 3-1; White, C. 3-0; Ekuale, Daniel 2-1; Barber, Robert 2-1; Oguayo, Nnamdi 1-2; Moore, Derek 1-2; Luvu, Frankie 1-1; Pippins, Mar. 1-1; Broughton, Tre. 0-2; Thompson, Jalen 0-2; Taylor, Paris 1-0; Tago, Logan 1-0; DeRider, Nate 1-0; Wicks, Gerard 0-1; Hanser, Dylan 0-1; Dale, Hunter 0-1.

TEAM STATISTICS	ORE	WSU
FIRST DOWNS	20	36
RUSHES-YARDS (NET)	37-214	40-280
PASSING YDS (NET)	202	371
Passes Att-Comp-Int	27-17-1	48-36-0
TOTAL OFFENSE PLAYS-YARDS	64-416	88-651
Fumble Returns-Yards	0-0	1-25
Punt Returns-Yards	1-1	0-0
Kickoff Returns-Yards	6-235	4-70
Interception Returns-Yards	0-0	1-17
Punts (Number-Avg)	3-38.3	2-29.0
Fumbles-Lost	1-1	0-0
Penalties-Yards	4-42	5-37
Possession Time	20:45	39:15
Third-Down Conversions	6 of 12	7 of 12
Fourth-Down Conversions	1 of 2	1 of 2
Red-Zone Scores-Chances	3-3	6-8
Sacks By: Number-Yards	2-16	2-12

2016 GAME-BY-GAME REVIEW



Game 6 - Oct. 8

#5 WASHINGTON 70
OREGON 21

Eugene, Ore. (58,842)
Autzen Stadium
70 degrees, mostly sunny

EUGENE — Oregon's winning streak over Washington ended at 12 games, as the No. 5 Huskies used a career performance from quarterback Jake Browning to beat the Ducks, 70-21.

How It Happened: The Huskies (5-0) spoiled the first career start of UO true freshman quarterback Justin Herbert. He was intercepted on the Ducks' opening play, and Browning rushed for a touchdown three plays later, the first of eight touchdowns accounted for by the UW quarterback on the night.

It was 28-0 in the second quarter before the Ducks (2-4) finally scored. Herbert threw his first career touchdown pass, to Tony Brooks-James, capping an eight-play, 75-yard drive in 1:54. Herbert's second TD pass of the game, to Taj Griffin, made it 42-14, and Griffin added a rushing touchdown later in the third to make it 56-21.

Oregon forced punts on four of Washington's first eight drives, but the UO offense scored after only one of them. Browning, meanwhile, completed 22-of-28 passes for 304 yards and six touchdowns, and also rushed for a pair of scores before being pulled early in the fourth quarter.

Who Stood Out: Herbert finished 21-of-34 for 179 yards and two touchdowns, with an interception. Griffin rushed for 60 yards on seven carries, and didn't have a carry for lost yardage. Defensively, linebacker Jimmie Swain led the Ducks with eight tackles.

What It Means: Oregon lost a fourth straight game for the first time since the end of the 2006 season.

Quotable:

Justin Herbert, freshman quarterback

"It's definitely not what we're used to. But I'm not worried. I'm confident in the coaches and the rest of the team. We'll bounce back."

"I was definitely really nervous. It was fun to be out there competing with those guys, but not the way we wanted it to end. But we can build on it."

Notable: Herbert was the first true freshman to start at quarterback for Oregon since Chris Miller in 1983. Miller also attended Sheldon High in Eugene. ... Charles Nelson became Oregon's all-time career leader in kickoff return yards during the first quarter. He passed De'Anthony Thomas, who had 1,885 from 2011-13. ... Johnny Mundt returned from a four-game absence and had one 17-yard reception. ... Pharaoh Brown wore No. 88 to honor his friend, UO wideout Dwayne Stanford, who was not in uniform after being injured at WSU. Stanford wore Brown's No. 85 after the tight end's major leg injury in 2014.

Washington	21	14	21	14	70	Record: (6-0, 3-0)
Oregon	0	7	14	0	21	Record: (2-4, 0-3)

1st	13:23	UW	Browning, Jake 1 yd run (Van Winkle, C. kick), 3-30 1:19, WASH 7 - ORE 0
	07:30	UW	Ross 3 yd pass from Browning (Van Winkle, C. kick), 10-67 4:08, WASH 14 - ORE 0
	02:37	UW	Gaskin, Myles 65 yd run (Van Winkle, C. kick), 1-65 0:11, WASH 21 - ORE 0
2nd	05:27	UW	Ross 15 yd pass from Browning (Van Winkle, C. kick), 5-94 2:32, WASH 28 - ORE 0
	03:33	ORE	Brooks-James 18 yd pass from Herbert (Schneider kick), 8-75 1:54, WASH 28 - ORE 7
	00:21	UW	Browning, Jake 7 yd run (Van Winkle, C. kick), 5-55 0:48, WASH 35 - ORE 7
3rd	11:07	UW	Ross 3 yd pass from Browning (Van Winkle, C. kick), 10-75 3:53, WASH 42 - ORE 7
	08:34	ORE	Griffin, Taj 21 yd pass from Herbert (Schneider, A. kick), 8-66 2:33, WASH 42 - ORE 14
	07:17	UW	Pettis 28 yd pass from Browning (Van Winkle, C. kick), 3-75 1:17, WASH 49 - ORE 14
	05:07	UW	Pettis 10 yd pass from Browning (Van Winkle, C. kick), 4-70 1:35, WASH 56 - ORE 14
	02:44	ORE	Griffin, Taj 10 yd run (Schneider, A. kick), 7-79 2:23, WASH 56 - ORE 21
4th	13:58	UW	Dotson 44 yd pass from Browning (Van Winkle, C. kick), 8-75 3:46, WASH 63 - ORE 21
	09:58	UW	Dotson, Jomon 5 yd run (Van Winkle, C. kick), 6-52 3:06, WASH 70 - ORE 21

RUSHING: Washington-Gaskin, Myles 16-197; Dotson, Jomon 12-61; Coleman, Lavon 6-60; Ross, John 1-26; Browning, Jake 6-21; Baccellia, A. 2-16; Team 2-minus 3. Oregon-Griffin, Taj 7-60; Brooks-James 8-60; LaCoste, Jarret 10-55; Freeman, Royce 11-50; Herbert, Justin 6-6; Nelson, Charles 1-minus 1.

PASSING: Washington-Browning, Jake 22-28-0-304. Oregon-Herbert, Justin 21-34-1-179.

RECEIVING: Washington-Ross, John 9-94; Pettis, Dante 8-134; Dotson, Jomon 2-52; Gaskin, Myles 1-12; Daniels, Darrell 1-8; Sample, Drew 1-4. Oregon-Nelson, Charles 7-45; Carrington, D. 3-47; Brooks-James 3-19; Brown, Pharaoh 3-18; Griffin, Taj 1-21; Mundt, Johnny 1-17; Baylis, Evan 1-8; Brown, Jalen 1-4; Freeman, Royce 1-0.

INTERCEPTIONS: Washington-Baker, Budda 1-15. Oregon-None.

FUMBLES: Oregon-LaCoste, Jarret 2-0; Nelson, Charles 1-0; Freeman, Royce 1-1.

SACKS (UA-A): Washington-Gaines, Greg 2-0; Mathis, Joe 1-0. Oregon-Dye, Troy 1-0; Hotchkins, A.J. 1-0.

TACKLES (UA-A): Washington-McIntosh, Jojo 8-0; King, Kevin 4-1; Burr-Kirven, Ben 4-1; Mathis, Joe 3-2; Bierria, K. 2-3; Victor, Azeem 4-0; Beavers, DJ 2-2; Jones, Sidney 2-2; Baker, Budda 3-0; Johnson, Jaylen 2-1; Wambaugh, Jake 1-2; Rapp, Taylor 1-2; Qualls, Elijah 0-3; Vea, Vita 2-0; Turpin, Damion 2-0; Potoa'e, Benning 2-0; Gaines, Greg 2-0; Beaver, Brandon 1-1; Turner, Ezekiel 1-1; Wellington, B. 1-0; Dissly, Will 1-0; Bartlett, Tevis 1-0; Joyner, Austin 1-0; O'Brien, Connor 1-0; Walker, Trevor 1-0; Bowman, Shane 0-1. Oregon-Swain, Jimmie 4-4; Robinson, Tyree 4-1; Springs, Arrion 4-1; Hotchkins, A.J. 3-1; Oliver, Khalil 3-1; Hollins, Justin 2-2; Dye, Troy 3-0; Schooler, B. 2-1; Mattingly, D. 0-3; Lovette, Malik 2-0; Mondeaux, Henry 2-0; Manu, Rex 1-1; Kaumatule, C. 1-1; Simms, Keith 1-1; Griffin, Ty 1-1; Daniels, Reggie 0-2; Apelu, Kaulana 1-0; Tei-Kirby, W. 1-0; George, Elijah 1-0; Amadi, Ugo 1-0; Janis, Jhet 1-0; Young, Bryson 0-1; Leiato II, F. 0-1.

TEAM STATISTICS	UW	ORE
FIRST DOWNS	30	22
RUSHES-YARDS (NET)	45-378	43-230
PASSING YDS (NET)	304	179
Passes Att-Comp-Int	28-22-0	34-21-1
TOTAL OFFENSE PLAYS-YARDS	73-682	77-409
Fumble Returns-Yards	0-0	0-0
Punt Returns-Yards	2-6	1-6
Kickoff Returns-Yards	0-0	7-90
Interception Returns-Yards	1-15	0-0
Punts (Number-Avg)	5-45.0	7-38.7
Fumbles-Lost	0-0	4-1
Penalties-Yards	12-89	5-40
Possession Time	32:22	27:38
Third-Down Conversions	5 of 9	6 of 17
Fourth-Down Conversions	0 of 0	1 of 4
Red-Zone Scores-Chances	7-7	2-3
Sacks By: Number-Yards	3-12	2-6

2016 GAME-BY-GAME REVIEW



Game 7 - Oct. 21

OREGON 49
CAL 52

Berkeley, Calif. (43,048)
Memorial Stadium
63 degrees, clear

BERKELEY, Calif. — Any notion that enthusiasm from Oregon's players is flagging was put to rest during a valiant comeback attempt at California, though that couldn't avert the Ducks' fifth straight

loss, 52-49, in double overtime.

How It Happened: Freshman quarterback Justin Herbert, making his first career start on the road, threw his fifth touchdown pass of regulation to tie the game at 42-42 with 3:15 to play. Cal drove into position for a field-goal attempt as time expired, but UO coach Mark Helfrich used his last two timeouts to ice the kicker, and the attempt was wide left.

Herbert opened overtime with his sixth touchdown pass, to a fifth different receiver, Jalen Brown. The Golden Bears answered to force a second overtime, but Cal gave Oregon an opening by settling for a field goal at the end of a penalty filled possession. The game ended in heartbreaking fashion, however, with Herbert throwing his second career interception.

Early on, the Golden Bears kept up their end of the bargain in the high-scoring duel that was anticipated, while the Ducks (2-5, 0-4 Pac-12) couldn't find any early traction. Oregon punted on its first four possessions, while California (4-3, 2-2) followed a punt on its opening drive by scoring on the next six.

The Bears kept the Ducks off-balance with a mix of run and pass, taking a 21-0 lead early in the second quarter on the third TD pass of the game by Davis Webb. Oregon finally answered, with a six-play, 69-yard drive in 1:38 that culminated in a 27-yard Herbert touchdown pass to Pharaoh Brown. Cal responded with a field goal, and though Tony Brooks-James scored his seventh rushing TD to make it 24-14, Davis tacked on his fourth touchdown pass just before halftime.

California drove to a field goal to open the third quarter, for a 34-14 lead. Herbert's second touchdown pass of the night, to Evan Baylis, got the Ducks back within 34-21. That sparked a run of 21 straight points for Oregon, with Herbert adding TD passes to Johnny Mundt and Charles Nelson that gave the Ducks the lead, 35-34.

California drove to Webb's fifth TD pass — and a two-point conversion — that made it 42-35 with 9:50 to play. The Ducks capitalized on a couple of Cal penalties to drive into enemy territory, but a holding call moved Oregon back to midfield and eventually the Ducks were forced to punt. A defensive stop gave them another chance, however, and Herbert drove them to the game-tying score.

Who Stood Out: Herbert completed 22-of-40 passes for 258 yards and six touchdowns, with nine rushes for 56 yards. Nelson caught seven passes for 84 yards and two touchdowns, including the one that forced overtime. Brooks-James rushed 15 times for 109 yards, stepping up on a night the Cal defense managed to contain Royce Freeman. Defensively, Troy Dye led the Ducks with 14 tackles and fellow true freshman Brenden Schooler added 11.

What It Means: The Ducks have lost five games in a season for the first time since 2006, and lost five straight for the first time since 1996. The head coach those seasons was Mike Bellotti, who was on the ESPN crew calling Friday's game.

Oregon	0	14	14	14	7	49	Record: (2-5, 0-4)
California	14	17	3	8	10	52	Record: (4-3, 2-2)

1st	04:30	CAL	Robertson 10 yd pass from Webb (Anderson, Matt kick), 13-71 4:26, ORE 0 - CAL 7
	00:18	CAL	Hudson 5 yd pass from Webb, Davis (Anderson, Matt kick), 7-76 2:18, ORE 0 - CAL 14
2nd	10:48	CAL	Wharton III 13 yd pass from Webb (Anderson, Matt kick), 10-51 3:58, ORE 0 - CAL 21
	09:10	ORE	Brown, P 27 yd pass from Herbert, Justin (Schneider kick), 6-69 1:38, ORE 7 - CAL 21
	05:03	CAL	Anderson, Matt 37 yd field goal, 14-46 3:58, ORE 7 - CAL 24
	03:10	ORE	Brooks-James 1 yd run (Schneider, A. kick), 8-71 1:53, ORE 14 - CAL 24
	00:17	CAL	Watson 14 yd pass from Webb (Anderson, Matt kick), 10-76 2:47, ORE 14 - CAL 31
3rd	10:57	CAL	Anderson, Matt 22 yd field goal, 15-70 4:03, ORE 14 - CAL 34
	05:47	ORE	Baylis 1 yd pass from Herbert, Justin (Schneider, A. kick), 5-40 1:35, ORE 21 - CAL 34
	03:20	ORE	Mundt 12 yd pass from Herbert, Justin (Schneider kick), 5-57 1:13, ORE 28 - CAL 34
4th	13:23	ORE	Nelson 6 yd pass from Herbert, Justin (Schneider kick), 11-44 2:39, ORE 35 - CAL 34
	09:50	CAL	Watson 14 yd pass from Webb (Hinnant pass from Webb), 11-77 3:28, ORE 35 - CAL 42
	03:15	ORE	Nelson 42 yd pass from Herbert, Justin (Schneider kick), 3-56 0:36, ORE 42 - CAL 42
OT	15:00	ORE	Brown, J. 20 yd pass from Herbert (Schneider kick), 2-25 0:00, ORE 49 - CAL 42
	15:00	CAL	Webb, Davis 1 yd run (Anderson, Matt kick), 5-25 0:00, ORE 49 - CAL 49
	15:00	CAL	Anderson, Matt 28 yd field goal, 8-14 0:00, ORE 49 - CAL 52

RUSHING: Oregon-Brooks-James 15-109; Herbert, Justin 9-56; Griffin, Taj 6-17; Freeman, Royce 15-10. California-Watson, Tre 28-154; Muhammad, Khalif 23-148; Webb, Davis 6-9.

PASSING: Oregon-Herbert, Justin 22-40-1-258. California-Webb, Davis 42-61-0-325.

RECEIVING: Oregon-Nelson, Charles 7-84; Mundt, Johnny 5-39; Brown, Pharaoh 3-53; Brooks-James 3-38; Carrington, D. 1-22; Brown, Jalen 1-20; Griffin, Taj 1-1; Baylis, Evan 1-1. California-Wharton III, Vi 7-55; Robertson, Deme 6-39; Stovall, Melqui 6-35; Watson, Tre 5-50; Rivera, Bug 4-47; Hudson, Raymond 4-30; Singleton, Bran 4-27; Muhammad, Khalif 3-19; Veasy, Jordan 2-13; Worstell, Patri 1-10.

INTERCEPTIONS: Oregon-None. California-Kunaszyk, Jorda 1-7.

FUMBLES: Oregon-Carrington, D. 1-0; Brooks-James 1-0. California-None.

SACKS (UA-A): Oregon-Daniel, T.J. 1-0; Team 1-0. California-Looney, James 1-0.

TACKLES (UA-A): Oregon-Dye, Troy 5-9; Schooler, B. 8-3; Swain, Jimmie 2-9; Apelu, Kaulana 6-3; Hotchkins, A.J. 3-5; Jelks, Jalen 5-2; Oliver, Khalil 3-4; Amadi, Ugo 2-4; Robinson, Tyree 2-4; McDowell, D. 3-2; Mondeaux, Henry 3-2; Baker, Gary 2-3; Simms, Keith 1-4; Lovette, Malik 2-2; Daniel, T.J. 3-0; Manu, Rex 2-1; Springs, Arrion 2-1; Carlberg, D. 1-2; Hollins, Justin 0-3; Maloata, Austin 0-2; Williams, J. 1-0; Leiato II, F. 1-0; Team 1-0; George, Elijah 0-1; Tei-Kirby, W. 0-1; Young, Bryson 0-1. California-Rubenzer, Luke 4-5; Looney, James 4-2; Drayden, Josh 4-1; Walker, Cameron 3-2; Downs, Devante 2-3; Manley, Marcus 1-4; Saffie, Cameron 0-5; Mekari, Tony 2-2; Kunaszyk, Jorda 0-4; Franklin Jr., M 2-1; Dike, Kaodi 2-1; Vanderbilt, Kha 2-1; Weaver, Evan 2-0; Wilson, DeVante 2-0; Allensworth, Da 1-1; Beck, Traveon 0-2; Hawkins, Jaylin 0-2; Westerfield, No 0-2; Worstell, Patri 1-0; Nwokocha, Chibu 1-0; Watson, Tre 1-0; Psalms, Malik 0-1; Beito, Noah 0-1.

TEAM STATISTICS	ORE	CAL
FIRST DOWNS	27	40
RUSHES-YARDS (NET)	45-192	57-311
PASSING YDS (NET)	258	325
Passes Att-Comp-Int	40-22-1	61-42-0
TOTAL OFFENSE PLAYS-YARDS	85-450	118-636
Fumble Returns-Yards	0-0	0-0
Punt Returns-Yards	3-3	0-0
Kickoff Returns-Yards	3-56	5-108
Interception Returns-Yards	0-0	1-7
Punts (Number-Avg)	6-40.7	4-33.0
Fumbles-Lost	2-0	0-0
Penalties-Yards	14-134	14-145
Possession Time	23:40	36:20
Third-Down Conversions	4 of 12	12 of 24
Fourth-Down Conversions	2 of 2	4 of 5
Red-Zone Scores-Chances	5-5	9-9
Sacks By: Number-Yards	2-5	1-10

2016 GAME-BY-GAME REVIEW



Game 8 - Oct. 29

ARIZONA STATE 35
OREGON 54

Eugene, Ore. (53,898)
Autzen Stadium
61 degrees, partly cloudy

EUGENE. — Oregon posted its first conference win of the 2016 season and ended a five-game losing streak with a resounding 54-35 win over Arizona State, which included a UO record-tying 489

passing yards by true freshman quarterback Justin Herbert.

How It Happened: The Ducks (3-5, 1-4 Pac-12) used a mix of explosive offense and timely playmaking on defense to beat the Sun Devils (5-4, 2-4). Herbert tied Bill Musgrave's UO single-game record for passing yards, and the defense intercepted three passes, two in the fourth quarter to help Oregon ice its first win since Sept. 10.

In a game between two teams ravaged by injuries, the Ducks and Sun Devils both started true freshman quarterbacks. Herbert threw touchdown passes to Pharaoh Brown and Charles Nelson in the first quarter, but Arizona State QB Dillon Sterling-Cole ran for a score late in the period to keep the Sun Devils within 17-14.

The second quarter was all Oregon. Aidan Schneider kicked his second and third field goals of the game, and Herbert threw another scoring pass to Brown with nine seconds left that gave the Ducks a 30-14 halftime lead. That score was set up by a Kaulana Apelu interception, the first turnover forced by Oregon's defense in 14 quarters.

Neither offense found much traction in the third quarter, and Oregon led 33-22 entering the fourth. After an ASU touchdown made it a one-score game, Herbert connected with Johnny Mundt on a 53-yard catch-and-run for a 40-28 lead. The Sun Devils forced a fumble and scored quickly to get within 40-35, but Tony Brooks-James capped a big day with a 58-yard touchdown run. An interception by Tyree Robinson at the goal line ended the last ASU threat, and Royce Freeman capped the scoring for Oregon to make it 54-35.

Who Stood Out: Herbert finished 31-of-42 passing for 489 yards and four touchdowns, and added 23 yards on the ground to set a UO record with 512 yards of offense. On another day in which Freeman was limited, Brooks-James carried nine times for 132 yards and the late score. Brown had a career day, catching seven passes for 129 yards and two touchdowns. Defensively, Jimmie Swain continued a breakout month with 13 tackles, and Troy Dye added 10. The Ducks also got excellent pressure from their third-and-long specialty pass-rush group of Jonah Moi, Henry Mondeaux, T.J. Daniel and Justin Hollins, who helped limit ASU to 4-of-13 third-down conversions.

What It Means: Oregon avoided losing six in a row for the first time since 1991, and got a much-deserved reward for its efforts the past few weeks. The Ducks still must win three of their final four games to reach 6-6 and ensure bowl eligibility.

Notable: Herbert's 10 touchdowns over the past two games matches the UO record set by Marcus Mariota in 2012. ... Apelu and defensive tackle Gary Baker each made his first career start. The Ducks have used a different starting lineup on defense in all eight games this season. ... Defensive regulars A.J. Hotchkins, Reggie Daniels, Drayton Carlberg, Elijah George and Canton Kaumatule were not in uniform Saturday.

Arizona State	14	0	8	13	35	Record: (5-4, 2-4)
Oregon	17	13	3	21	54	Record: (3-5, 1-4)

1st	12:11	ORE	Brown, P. 72 yd pass from Herbert, J. (Schneider, A. kick), 3-79 1:11, ASU 0 - ORE 7
	09:49	ASU	Ballage, Kalen 12 yd run (Gonzalez, Zane kick), 6-75 2:22, ASU 7 - ORE 7
	07:32	ORE	Nelson, C. 31 yd pass from Herbert, J. (Schneider, A. kick), 8-75 2:17, ASU 7 - ORE 14
	02:53	ORE	Schneider, A. 36 yd field goal, 9-60 2:52, ASU 7 - ORE 17
	00:11	ASU	Sterling-Cole, D. 1 yd run (Gonzalez, Zane kick), 8-70 2:42, ASU 14 - ORE 17
2nd	12:31	ORE	Schneider, A. 37 yd field goal, 9-55 2:40, ASU 14 - ORE 20
	05:29	ORE	Schneider, A. 30 yd field goal, 10-68 3:53, ASU 14 - ORE 23
	00:09	ORE	Brown, P. 4 yd pass from Herbert, J. (Schneider, A. kick), 3-32 0:24, ASU 14 - ORE 30
3rd	04:56	ASU	Ballage 15 yd run (Ballage pass from Sterling-Cole, D.), 9-77 3:11, ASU 22 - ORE 30
	00:28	ORE	Schneider, A. 23 yd field goal, 6-49 1:17, ASU 22 - ORE 33
4th	12:52	ASU	Harry 9 yd pass from Sterling-Cole (S.-Cole pass failed), 8-73 2:36, ASU 28 - ORE 33
	10:43	ORE	Mundt, J. 53 yd pass from Herbert, J. (Schneider, A. kick), 5-64 2:09, ASU 28 - ORE 40
	06:39	ASU	Kohl, K. 3 yd pass from Ballage, K. (Gonzalez, Zane kick), 2-55 0:42, ASU 35 - ORE 40
	06:06	ORE	Brooks-James 58 yd run (Schneider, A. kick), 3-75 0:33, ASU 35 - ORE 47
	02:36	ORE	Freeman, Royce 10 yd run (Schneider, A. kick), 3-30 1:16, ASU 35 - ORE 54

RUSHING: Arizona State-Ballage, Kalen 18-62; Ralston, Nick 10-54; Sterling-Cole, D. 8-23. Oregon-Brooks-James 9-132; Benoit, Kani 6-39; Freeman, Royce 17-38; Herbert, Justin 11-23; Oliver, Khalil 1-16; Team 2-minus 3.

PASSING: Arizona State-Sterling-Cole, D. 21-38 3-302; Ballage, Kalen 2-2 0-27. Oregon-Herbert, Justin 31-42 0-489.

RECEIVING: Arizona State-Ballage, Kalen 6-105; Harvey, Jalen 4-83; Gammage, Fred 3-45; Harry, N'Keal 3-38; Williams, Kyle 3-21; Ralston, Nick 2-10; Wilson, Jay Jay 1-24; Kohl, Kody 1-3. Oregon-Brown, Pharaoh 7-129; Carrington, D. 6-74; Nelson, Charles 6-65; Brown, Jalen 5-97; Mundt, Johnny 2-70; Brooks-James 2-39; Freeman, Royce 1-9; Benoit, Kani 1-9; Baylis, Evan 1-minus 3.

INTERCEPTIONS: Arizona State-None. Oregon-Robinson, Tyree 1-84; Apelu, Kaulana 1-0; Schooler, B. 1-0.

FUMBLES: Arizona State-None. Oregon-Benoit, Kani 1-1.

SACKS (UA-A): Arizona State-Smallwood, T. 1-0; Crump, Koron 1-0; Wicker, JoJo 1-0; Latu, Viliani 1-0. Oregon-Schooler, B. 0-1; Hollins, Justin 1-0; Dye, Troy 0-1; Daniel, T.J. 1-0.

TACKLES (UA-A): Arizona State-Ball, Marcus 7-7; Crump, Koron 5-5; Mendoza, Carlos 5-5; Rhodes, J. 4-6; Hayes, D. 6-1; Calhoun, DJ 3-3; Smallwood, T. 4-1; Latu, Viliani 2-3; Lea, George 1-4; Wicker, JoJo 3-1; Moeakiola, Laiu 3-1; Chandler, M. 0-3; Guignard, Deion 2-0; Harry, N'Keal 2-0; Latu, Alani 1-1; Fraboni, M. 1-0; Adams, Chad 1-0; Robinson, R. 1-0; Wren, Renell 0-1. Oregon-Swain, Jimmie 9-4; Dye, Troy 6-4; Schooler, B. 3-3; Apelu, Kaulana 3-2; Mondeaux, Henry 1-4; McDowell, D. 2-2; Tei-Kirby, W. 2-2; Baker, Gary 0-4; Daniel, T.J. 3-0; Robinson, Tyree 3-0; Oliver, Khalil 1-2; Amadi, Ugo 1-1; Leiato II, F. 1-1; Moi, Jonah 0-2; Jelks, Jalen 0-2; Winston Jr. 0-2; Lovette, Malik 1-0; Springs, Arrion 1-0; Hollins, Justin 1-0; Mattingly, D. 1-0; Throckmorton 1-0; Brown, Jalen 0-1.

TEAM STATISTICS	ASU	ORE
FIRST DOWNS	22	30
RUSHES-YARDS (NET)	36-139	46-245
PASSING YDS (NET)	329	489
Passes Att-Comp-Int	40-23-3	42-31-0
TOTAL OFFENSE PLAYS-YARDS	76-468	88-734
Fumble Returns-Yards	1-45	0-0
Punt Returns-Yards	1-2	2-6
Kickoff Returns-Yards	7-162	3-75
Interception Returns-Yards	0-0	3-84
Punts (Number-Avg)	6-41.0	3-36.7
Fumbles-Lost	0-0	1-1
Penalties-Yards	6-49	9-73
Possession Time	27:08	32:52
Third-Down Conversions	4 of 13	4 of 15
Fourth-Down Conversions	0 of 1	3 of 3
Red-Zone Scores-Chances	5-6	6-7
Sacks By: Number-Yards	4-33	3-13

2016 GAME-BY-GAME REVIEW



Game 9 - Nov. 5

OREGON 20
USC 45

Los Angeles (74,625)
L.A. Memorial Coliseum
76 degrees, hazy

LOS ANGELES — Oregon was unable to parlay its first Pac-12 win of the season into some momentum to open November, as the Ducks lost 45-20 to USC before 74,625 in the Los Angeles Coliseum on Saturday evening.

How It Happened: Oregon's rushing defense, an issue to start this season and which has been exacerbated by injuries, was the Achilles' heel as USC tailback Ronald Jones rushed for 171 yards and four touchdowns. The Ducks scored just once in the first half and trailed 24-6 at halftime, with Jones rushing for a pair of touchdowns in each half.

USC won its fifth straight game behind new starting quarterback Sam Darnold, who finished 28-of-40 for 309 yards and two touchdowns. Darnold's first touchdown pass of the game, just before halftime, made it 24-6 after a pair of early rushing touchdown by Jones that benefited from some missed tackles by the Ducks. Oregon's points came on an end around by Charles Nelson of 25 yards, helped by a downfield block from center Jake Hanson.

Thanks to the late passing TD by Darnold in the first half, the Trojans became the sixth UO opponent in nine games this season to score last in the first half and first in the second half. Jones scored his third rushing touchdown, of 66 yards, on the opening possession of the third quarter. The Ducks followed with their best drive of the game, on which Justin Herbert went 8-of-10 for 62 yards and a touchdown, a five-yard pass to Pharaoh Brown.

Late in the game, former starting quarterback Dakota Prukop entered and led a touchdown drive, following Jones' final rushing touchdown in the fourth quarter.

Who Stood Out: Oregon's top player on the day was linebacker Troy Dye, who led the team with 13 tackles. Brenden Schooler intercepted his fourth pass of the year, tied for the Pac-12 lead, and cornerbacks Arrion Springs and Ugo Amadi teamed to break up three passes. Herbert went 18-of-33 for 162 yards, but the Ducks averaged just 2.8 yards per carry.

What It Means: Oregon now must win out in order to finish 6-6 and ensure bowl eligibility. The Ducks close with Stanford at home followed by road games at Utah and Oregon State.

Notable: Aidan Schneider missed the point-after attempt following Oregon's first-half touchdown, ending a school-record streak of 102 made attempts. ... The Ducks started the same 11 players on defense for the second game in a row, after using eight different lineups in the first eight games. ... The offense began the game with two tight ends for the third game in a row. ... Defensive tackle Austin Maloata and defensive end Eddie Heard did not make the trip due to suspensions.

Oregon	6	0	7	7	20	Record: (3-6, 1-5)
USC	17	7	14	7	45	Record: (6-3, 5-2)

1st	12:17	USC	Boormeester, Ma 35 yd field goal, 4-18 1:16, ORE 0 - USC 3
	08:37	USC	Jones, Ronald 23 yd run (Boormeester, Ma kick), 7-60 2:32, ORE 0 - USC 10
	05:25	USC	Jones, Ronald 3 yd run (Boormeester, Ma kick), 6-56 2:48, ORE 0 - USC 17
	00:15	ORE	Nelson, Charles 25 yd run (Schneider, A. kick failed), 1-25 0:09, ORE 6 - USC 17
2nd	00:30	USC	Burnett 2 yd pass from Darnold (Boormeester, Ma kick), 10-45 1:26, ORE 6 - USC 24
3rd	13:51	USC	Jones, Ronald 66 yd run (Boormeester, Ma kick), 3-75 1:09, ORE 6 - USC 31
	09:57	ORE	Brown, P 5 yd pass from Herbert (Schneider, A. kick), 12-80 3:47, ORE 13 - USC 31
	02:47	USC	McNamara 7 yd pass from Darnold (Boormeester kick), 8-89 3:47, ORE 13 - USC 38
4th	11:41	USC	Jones, Ronald 1 yd run (Boormeester, Ma kick), 7-57 4:14, ORE 13 - USC 45
	05:41	ORE	Prukop, Dakota 15 yd run (Schneider, A. kick), 7-72 2:03, ORE 20 - USC 45

RUSHING: Oregon-Freeman, Royce 10-38; Brooks-James 8-25; Nelson, Charles 1-25; Prukop, Dakota 2-16; Griffin, Taj 2-minus 2; Benoit, Kani 3-minus 3; Herbert, Justin 4-minus 14. USC-Jones, Ronald 20-171; Toland, James 8-49; Davis, Dominic 6-28; Darnold, Sam 5-23; TEAM 1-minus 1.

PASSING: Oregon-Herbert, Justin 18-33-0-162; Prukop, Dakota 2-4-0-41. USC-Darnold, Sam 28-40-1-309; Browne, Max 0-1-0-0.

RECEIVING: Oregon-Brown, Pharaoh 5-30; Brooks-James 4-26; Mundt, Johnny 3-28; Brown, Jalen 2-64; Freeman, Royce 2-9; Griffin, Taj 1-25; Nelson, Charles 1-8; Carrington, D. 1-7; Mitchell, D. 1-6. USC-Burnett, Deonta 7-87; Pittman, Michae 4-61; McNamara, Taylo 4-47; Rogers, Darreus 4-33; Imatorbhehe, D 2-37; Jones, Ronald 2-26; Smith-Schuster 2-10; Davis, Dominic 2-5; Petite, Tyler 1-3.

INTERCEPTIONS: Oregon-Schooler, B. 1-13. USC-None.

FUMBLES: Oregon-Team 1-0. USC-Darnold, Sam 1-0.

SACKS (UA-A): Oregon-None. USC-Green, Rasheem 1-1; Nwosu, Uchenna 0-1; Powell, Quinton 1-0.

TACKLES (UA-A): Oregon-Dye, Troy 6-7; Oliver, Khalil 6-3; Schooler, B. 3-5; Amadi, Ugo 6-0; Apelu, Kaulana 4-2; Swain, Jimmie 1-5; Hollins, Justin 2-3; Jelks, Jalen 2-2; Springs, Arrion 3-0; Robinson, Tyree 3-0; Williams, Ju. 0-3; Leiato II, F. 0-3; Young, Bryson 1-1; Tei-Kirby, W. 0-2; Hotchkins, A.J. 0-2; Moi, Jonah 1-0; Carew, Tanner 0-1; Winston Jr., L. 0-1; George, Elijah 0-1; Brooks-James 0-1; Daniels, Reggie 0-1; Baker, Gary 0-1; Lovette, Malik 0-1; Nelson, Charles 0-1; Manu, Rex 0-1; Mondeaux, Henry 0-1. USC-Smith, Cameron 5-3; Hawkins, Chris 6-1; Green, Rasheem 1-5; Nwosu, Uchenna 3-2; Hutchings, Mich 3-2; Marshall, Iman 2-3; Gustin, Porter 2-2; Fatu, Josh 2-2; Tu'ikolovatu, S 1-3; Jones, Jack 3-0; Langley, Isaiah 2-0; Jackson, Adoree 2-0; McQuay, Leon 2-0; Powell, Quinton 1-1; Houston, John 1-1; Tucker, Olajuwu 1-1; Tell, Marvell 1-1; Burnett, Deonta 1-0; Rector, Christi 0-1.

TEAM STATISTICS	ORE	USC
FIRST DOWNS	19	28
RUSHES-YARDS (NET)	30-85	40-270
PASSING YDS (NET)	203	309
Passes Att-Comp-Int	37-20-0	41-28-1
TOTAL OFFENSE PLAYS-YARDS	67-288	81-579
Fumble Returns-Yards	0-0	0-0
Punt Returns-Yards	0-0	3-44
Kickoff Returns-Yards	5-98	0-0
Interception Returns-Yards	1-13	0-0
Punts (Number-Avg)	8-36.6	4-39.8
Fumbles-Lost	1-0	1-0
Penalties-Yards	7-43	13-129
Possession Time	25:09	34:51
Third-Down Conversions	5 of 16	9 of 14
Fourth-Down Conversions	1 of 2	0 of 0
Red-Zone Scores-Chances	2-3	5-5
Sacks By: Number-Yards	0-0	3-17

2016 GAME-BY-GAME REVIEW



Game 10 - Nov. 12

STANFORD 52
OREGON 27

Eugene, Ore. (53,757)
Autzen Stadium
60 degrees, light rain

EUGENE — Oregon will be saddled with its first losing season in more than a decade after the Ducks lost 52-27 to Stanford on Saturday in Autzen Stadium. The UO football team fell to 3-7, ensuring its first

losing season since 2004 and its most losses since the 1991 team went 3-8.

How It Happened: For the third time in five games, Oregon found itself down 21-0 in the first half. The Ducks won the opening coin flip, took the ball and went three-and-out, setting the tone for the afternoon. Christian McCaffrey scored on touchdown runs of 61 and 5 yards in the first quarter, and he added another of 14 yards just before halftime to make it 38-13.

In between, Oregon got on the board with a Justin Herbert touchdown pass to Johnny Mundt — Oregon's tight ends were again a key to the game plan — and a rushing touchdown by Royce Freeman, who broke out of a recent funk. But after being stopped on their opening possession, Stanford scored on six straight to build the halftime lead of 38-13. The Cardinal finished the game with 282 rushing yards but also passed for 258, a breakout performance by a passing game that had been struggling severely.

Any chance of a comeback ended in the third quarter, when the Cardinal tackled on two more touchdowns. The Ducks muffed a punt to set up the first, and Herbert threw his second interception of the afternoon in between the touchdowns. Oregon did manage to salvage some pride late, scoring in the fourth quarter on a run by Kani Benoit and a Herbert pass to Charles Nelson.

Who Stood Out: After rushing for 86 yards the last three weeks combined, Freeman ran 20 times for 111 yards and the touchdown Saturday. Herbert finished 21-of-30 for 274 yards with two touchdowns and two interceptions, and ran for 47 yards. Pharaoh Brown caught six passes for 93 yards before leaving with an injury, and Jimmie Swain led the defense with nine tackles.

What It Means: Oregon lost for the seventh time in eight games, a streak that clearly affects the team's psychology when it continues to fall behind. The final two games will be a test of character, as the Ducks set the stage for what will be an offseason of regrouping.

Notable: True freshman Dillon Mitchell was the primary punt returner and also joined the kickoff team. ... Tony Brooks-James was slated to start but had an issue affecting his availability, Helfrich said. Brooks-James eventually played and had six touches. But another backup running back, Taj Griffin, has been lost for the season due to injury, Helfrich said. ... Legendary UO defensive tackle Haloti Ngata took advantage of a bye week for the Detroit Lions to attend Saturday's game. He received his plaque from the UO Athletics Hall of Fame induction ceremony he missed earlier this season, and also announced the starting lineups.

Stanford	21	17	14	0	52	Record: (7-3, 5-3)
Oregon	6	7	0	14	27	Record: (3-7, 1-6)

1st	09:12	STAN	McCaffrey,C 61 yd run (Ukropina,C kick), 2-69 0:46, STAN 7 - ORE 0
	06:36	STAN	McCaffrey,C 5 yd run (Ukropina,C kick), 5-47 2:13, STAN 14 - ORE 0
	03:58	STAN	A-Whiteside,JJ 61 yd pass from Chryst,K (Ukropina kick), 3-58 1:35, STAN 21 - ORE 0
	02:05	ORE	Mundt 41 yd pass from Herbert (Alie, Taylor pass failed), 7-75 1:53, STAN 21 - ORE 6
2nd	12:57	STAN	Ukropina,C 43 yd field goal, 7-43 4:08, STAN 24 - ORE 6
	05:19	STAN	Rector,M 7 yd pass from Chryst,K (Ukropina,C kick), 11-80 4:09, STAN 31 - ORE 6
	04:01	ORE	Freeman, Royce 3 yd run (Schneider, A. kick), 4-50 1:18, STAN 31 - ORE 13
	00:37	STAN	McCaffrey,C 14 yd run (Ukropina,C kick), 8-75 3:24, STAN 38 - ORE 13
3rd	11:46	STAN	Rector,M 15 yd pass from Chryst,K (Ukropina,C kick), 3-40 1:32, STAN 45 - ORE 13
	00:54	STAN	Scarlett,C 13 yd run (Ukropina,C kick), 6-44 2:39, STAN 52 - ORE 13
4th	08:26	ORE	Benoit, Kani 7 yd run (Schneider, A. kick), 7-59 2:26, STAN 52 - ORE 20
	01:02	ORE	Nelson 42 yd pass from Herbert (Schneider, A. kick), 12-80 4:41, STAN 52 - ORE 27

RUSHING: Stanford-McCaffrey,C 17-135; Love,B 5-82; Scarlett,C 14-68; McFadden,P 2-5; Chryst,K 3-minus 2; Team 1-minus 6. Oregon-Freeman, Royce 20-111; Herbert, Justin 12-47; Benoit, Kani 9-42; Brooks-James 4-26.

PASSING: Stanford-Chryst,K 19-26 0-258; Burns,R 0-1-0-0. Oregon-Herbert, Justin 21-30-2-274.

RECEIVING: Stanford-McCaffrey,C 5-52; A-Whiteside,JJ 4-106; Rector,M 4-45; Schultz,D 4-38; Stewart,D 1-9; Irwin,T 1-8. Oregon-Brown, Pharaoh 6-93; Carrington, D. 3-39; Freeman, Royce 3-10; Nelson, Charles 2-59; Mundt, Johnny 2-45; Brooks-James 2-7; Brown, Jalen 1-16; Mitchell, D. 1-3; Baylis, Evan 1-2.

INTERCEPTIONS: Stanford-Alfieri,J 2-0. Oregon-None.

FUMBLES: Stanford-None. Oregon-Herbert, Justin 1-0; Freeman, Royce 1-1; Lovette, Malik 1-1.

SACKS (UA-A): Stanford-Phillips,H 2-0; Tyler,M 1-0. Oregon-Dye, Troy 1-0.

TACKLES (UA-A): Stanford-Reid,J 10-1; Okereke,B 2-5; Lloyd,D 4-2; Tyler,M 3-1; Kalambayi,P 2-2; Alfieri,J 3-0; Simmons,B 3-0; Perez,J 2-1; Murphy,A 2-1; Phillips,H 2-1; Thomas,S 1-2; Edwards,B 2-0; Branch,M 1-1; Palma,K 1-1; Jackson,D 1-1; Kaumatule,L 1-0; Robinson,C 1-0; Cotton,E 1-0; Meeks,Q 1-0; Davis,N 1-0; Barton,S 0-1. Oregon-Swain, Jimmie 4-5; Dye, Troy 7-0; Oliver, Khalil 2-5; Robinson, Tyree 4-0; Hollins, Justin 3-1; Young, Bryson 3-1; Maloata, Austin 1-3; Mondeaux, Henry 1-3; Jelks, Jalen 3-0; Ragin III, J. 2-1; Schooler, B. 2-1; Leiato II, F. 2-0; Amadi, Ugo 2-0; Griffin, Ty 1-0; Springs, Arrian 1-0; George, Elijah 1-0; Carriger, Cody 1-0; Simms, Keith 0-1; Tei-Kirby, W. 0-1; Mattingly, D. 0-1; Manu, Rex 0-1.

TEAM STATISTICS	STAN	ORE
FIRST DOWNS	26	24
RUSHES-YARDS (NET)	42-282	45-226
PASSING YDS (NET)	258	274
Passes Att-Comp-Int	27-19-0	30-21-2
TOTAL OFFENSE PLAYS-YARDS	69-540	75-500
Fumble Returns-Yards	0-0	0-0
Punt Returns-Yards	0-0	2-9
Kickoff Returns-Yards	1-31	3-70
Interception Returns-Yards	2-0	0-0
Punts (Number-Avg)	4-37.2	4-29.5
Fumbles-Lost	0-0	3-2
Penalties-Yards	8-85	8-77
Possession Time	34:18	25:42
Third-Down Conversions	6 of 12	2 of 13
Fourth-Down Conversions	0 of 1	4 of 5
Red-Zone Scores-Chances	5-5	2-4
Sacks By: Number-Yards	3-18	1-5

2016 GAME-BY-GAME REVIEW



Game 11 - Nov. 19

OREGON 30
#12 UTAH 28

Salt Lake City (46,327)
Rice-Eccles Stadium
57 degrees, sunny

SALT LAKE CITY — Oregon's struggles away from home came to a halting stop against No. 12 Utah, as the Ducks rallied for a 30-28 win in the final seconds on a sun-drenched day at Rice-Eccles Stadium.

Oregon improves to 4-7 overall and 2-6 in Pac-12 play.

How It Happened: Justin Herbert accounted for four touchdowns after halftime, none bigger than a 17-yard strike to Darren Carrington II in the corner of the end zone for the clinching score with two seconds to play.

Trailing 28-24 with 2:18 remaining in regulation, the true freshman signal caller led the Ducks on a 10-play, 75-yard drive, culminating in the dramatic completion to Carrington that was initially ruled incomplete before a replay review clearly showed the junior receiver had control of the ball with a foot in bounds next to the pylon in the back left corner. UO chose to take a knee and forfeit the PAT attempt to prevent the possibility of a block.

The Ducks trailed 7-3 at halftime and 14-3 midway through the third quarter before the UO offense got going. Herbert's first touchdown - a 29-yard pass to Jalen Brown - came on a reverse flea-flicker to cut the Utes' (8-3, 5-3 Pac-12) lead to 14-10. Herbert found Royce Freeman for a 1-yard touchdown to open the fourth quarter and give the Ducks their first lead.

The two teams traded touchdowns and the lead two more times before UO's game-winning drive.

Chase Hansen got credit for a Utes touchdown after Oregon's Dillon Mitchell was ruled to have touched the ball on a punt return and the Utah player recovered the ball in the end zone. That gave the home team a 21-17 lead.

Herbert grabbed the lead back briefly for the Ducks with a 1-yard plunge before Utah's go-ahead touchdown on a 30-yard completion from Troy Williams to Evan Moeai with 2:18 to play.

Herbert completed 6 of 9 pass attempts for 63 yards on the game-winning drive. He also had a key 12-yard run on 3rd and 10 from the Utah 29 with 14 seconds to play.

Who Stood Out: Herbert's final line was 30 of 43 for 324 yards and three touchdowns. He added 44 rushing yards and one score on the ground. ... Freeman started slowly, but gained 71 yards on 11 carries after halftime to finish with 129 yards on 20 totes. ... Johnny Ragin III led the Ducks with 10 tackles, while Troy Dye and Justin Hollins had nine apiece, including one sack each. ... J. Brown had a game-high 89 receiving yards on five catches.

What It Means: The Ducks won for the first time away from Autzen this season (1-4) and earned a victory after trailing through three quarters for the first time this season (1-7).

Notable: Freeman went over 4,000 career rushing yards and now has 4,040. ... Redshirt freshman Alex Ofodile made the first reception of his young career. ... The seven points scored by Utah in the first half were the fewest the Ducks have allowed in a Pac-12 game this season. ... Oregon's three points in the opening half were its fewest since going scoreless at Stanford on Nov. 7, 2013. ... Leading UO receiver and return man Charles Nelson was ejected in the first half for a targeting penalty.

Oregon	3	0	7	20	30	Record: (4-7, 2-6)
Utah	7	0	7	14	28	Record: (8-3, 5-3)

1st	10:51	UTAH	Butler-Byrd, C. 24 yd run (Phillips, Andy kick), 6-65 2:25, ORE 0 - UTAH 7
	05:26	ORE	Schneider, A. 47 yd field goal, 14-62 5:18, ORE 3 - UTAH 7
3rd	08:12	UTAH	Williams, Joe 12 yd run (Phillips, Andy kick), 5-44 2:33, ORE 3 - UTAH 14
	00:27	ORE	Brown, J. 29 yd pass from Herbert (Schneider, A. kick), 1-29 0:07, ORE 10 - UTAH 14
4th	10:37	ORE	Freeman 1 yd pass from Herbert (Schneider, A. kick), 11-96 4:12, ORE 17 - UTAH 14
	09:43	UTAH	Hansen, Chase 0 yd fumble recovery (Phillips, Andy kick), , ORE 17 - UTAH 21
	06:41	ORE	Herbert, Justin 1 yd run (Schneider, A. kick), 8-75 3:02, ORE 24 - UTAH 21
	02:18	UTAH	Moeai 30 yd pass from Williams, T. (Phillips, Andy kick), 9-75 4:23, ORE 24 - UTAH 28
	00:02	ORE	Carrington 17 yd pass from Herbert (Team rush failed), 10-75 2:16, ORE 30 - UTAH 28

RUSHING: Oregon-Freeman, Royce 20-129; Brooks-James 9-78; Herbert, Justin 13-44; Benoit, Kani 1-0. Utah-Williams, Joe 23-149; Williams, Troy 10-40; Butler-Byrd, C. 1-24; Moss, Zack 2-9; McCormick, Troy 1-minus 4.

PASSING: Oregon-Herbert, Justin 30-43-0-324. Utah-Williams, Troy 20-30-0-235.

RECEIVING: Oregon-Freeman, Royce 8-36; Brown, Jalen 5-89; Mundt, Johnny 5-72; Carrington, D. 5-37; Baylis, Evan 3-52; Breeland, Jacob 1-14; Nelson, Charles 1-10; Ofodile, Alex 1-8; Brooks-James 1-6. Utah-Patrick, Tim 6-58; Handley, Harris 3-48; Williams, Joe 3-37; Butler-Byrd, C. 3-14; Singleton, Rae. 2-25; Moeai, Evan 1-30; Wilson, Siasoi 1-16; Cooperwood, T 1-7.

INTERCEPTIONS: Oregon-None. Utah-None.

FUMBLES: Oregon-Freeman, Royce 1-0; Mitchell, D. 1-1. Utah-Williams, Troy 1-1.

SACKS (UA-A): Oregon-Dye, Troy 1-0; Hollins, Justin 1-0. Utah-Dimick, Hunter 2-0; Lotulelei, Lowe 1-0.

TACKLES (UA-A): Oregon-Ragin III, J. 4-6; Hollins, Justin 7-2; Dye, Troy 5-4; Schooler, B. 5-3; Swain, Jimmie 2-6; Amadi, Ugo 4-1; Jelks, Jalen 2-3; Daniel, T.J. 1-2; Robinson, Tyree 2-0; George, Elijah 2-0; Oliver, Khalil 1-1; Mondeaux, Henry 0-2; Baker, Gary 1-0; Springs, Arrian 0-1; Carrington, D. 0-1. Utah-Barton, Cody 10-10; Williams, Marcus 7-5; Hansen, Chase 3-6; Thompson, Donav 3-2; Lotulelei, Lowe 2-3; Luafatasaga, K. 1-4; Mokofisi, Filipino 3-1; Dimick, Hunter 3-0; Thomas, Justin 2-1; Taumoepeenu, Pita 2-1; Tasini, Pasoni 1-2; Allen, Brian 1-2; Porter, Reginald 1-2; Thompson, Jason 1-1; Hatfield, Dom. 1-1; Havili-Katoa, A 0-2; Cisrow, Tyson 1-0; Fotu, Leki 1-0; Fogal, Jordan 0-1.

TEAM STATISTICS	ORE	UTAH
FIRST DOWNS	27	24
RUSHES-YARDS (NET)	43-251	37-218
PASSING YDS (NET)	324	235
Passes Att-Comp-Int	43-30-0	30-20-0
TOTAL OFFENSE PLAYS-YARDS	86-575	67-453
Fumble Returns-Yards	0-0	0-0
Punt Returns-Yards	4-18	1-0
Kickoff Returns-Yards	1-16	1-11
Interception Returns-Yards	0-0	0-0
Punts (Number-Avg)	5-41.0	6-47.3
Fumbles-Lost	2-1	1-1
Penalties-Yards	5-37	3-30
Possession Time	30:17	29:43
Third-Down Conversions	9 of 18	5 of 12
Fourth-Down Conversions	1 of 2	0 of 1
Red-Zone Scores-Chances	3-4	1-2
Sacks By: Number-Yards	2-11	3-17

2016 GAME-BY-GAME REVIEW



Game 12 - Nov. 26

OREGON 24
OREGON STATE 34

Corvallis, Ore. (44,160)
Reser Stadium
50 degrees, cloudy

CORVALLIS, Ore. — Oregon's eight-game Civil War win streak and its 2016 season came to an end Saturday before 44,160 fans in Reser Stadium, as Oregon State scored three unanswered touchdowns to end the

game and win, 34-24.

How It Happened: Oregon (4-8, 2-7 Pac-12) led 24-14 after Justin Herbert's 23-yard touchdown pass to Charles Nelson and an Aidan Schneider field goal early in the third quarter. But Oregon State answered quickly and, as a driving rain storm descended upon the stadium, put a stranglehold on momentum the rest of the way.

The Beavers got within 24-21 on the first of three straight touchdowns to end the game by bruising back Ryan Nall, who finished with four overall. The rain contributed to poor snaps, dropped passes and missed tackles by Oregon, including a drop by Johnny Mundt in the end zone on the Ducks' final play.

The teams went into halftime tied, 14-14. After falling behind early, the Ducks answered Nall's first touchdown with an impressive drive ending in four straight runs by Tony Brooks-James, the last a three-yard TD. After the team traded field position for the next few possessions, Oregon went up 14-7 on a reverse pass from Jalen Brown to Darren Carrington II early in the second quarter.

Oregon State answered on the next possession to forge the 14-14 tie. A 19-yard screen pass to Nelson — sprung by a Brady Aiello block that took out two defenders — and a 34-yard run by Royce Freeman got the Ducks back into the red zone, but Brooks-James fumbled late in the half and the score remained tied at halftime.

Who Stood Out: Freeman, who will decide in the coming weeks whether to return to Oregon or enter the NFL draft pool, rushed for 106 yards on 19 carries. Senior linebacker Johnny Ragin III led the defense with 11 tackles, followed by true freshman Troy Dye with nine, true freshman Brenden Schooler with eight and Jimmie Swain with eight.

What It Means: Oregon's hopes of sneaking into a bowl game at 5-7 were ended, as the Ducks finished 4-8 for their worst regular-season record since 1991.

Oregon	7	7	10	0	24	Record: (4-8, 2-7)
Oregon State	7	7	7	13	34	Record: (4-8, 3-6)

1st	09:19	OSU	Nall, Ryan 12 yd run (Owens, Garrett kick), 9-61 4:17, ORE 0 - OSU 7
	05:51	ORE	Brooks-James 3 yd run (Schneider, A. kick), 10-75 3:28, ORE 7 - OSU 7
2nd	12:24	ORE	Carrington, D. 33 yd pass from Brown, J. (Schneider, A. kick), 5-83 1:37, ORE 14 - OSU 7
	05:51	OSU	Ortiz, Ricky 6 yd pass from McMaryion, M. (Owens, G. kick), 10-75 6:33, ORE 14 - OSU 14
3rd	11:43	ORE	Nelson, C. 23 yd pass from Herbert, J. (Schneider, A. kick), 4-60 1:03, ORE 21 - OSU 14
	07:44	ORE	Schneider, A. 46 yd field goal, 11-50 2:54, ORE 24 - OSU 14
	03:46	OSU	Nall, Ryan 14 yd run (Owens, Garrett kick), 7-75 3:58, ORE 24 - OSU 21
4th	09:40	OSU	Nall, Ryan 6 yd run (Owens, Garrett kick), 11-80 6:32, ORE 24 - OSU 28
	01:56	OSU	Nall, Ryan 2 yd run (Owens, Garrett kick failed), 9-68 5:17, ORE 24 - OSU 34

RUSHING: Oregon-Freeman, Royce 19-106; Brooks-James 9-70; Herbert, Justin 2-minus 5. Oregon State-Nall, Ryan 31-155; McMaryion, M. 11-81; Pierce, Artavis 7-72; Lucas, Paul 1-7; Bolden, Victor 1-1; TEAM 2-minus 6.

PASSING: Oregon-Herbert, Justin 16-28-0-180; Brown, Jalen 1-1-0-33. Oregon State-McMaryion, M. 13-20-0-101.

RECEIVING: Oregon-Nelson, Charles 4-43; Carrington, D. 3-76; Breeland, Jacob 3-39; Freeman, Royce 3-33; Mundt, Johnny 2-11; Brown, Jalen 2-11. Oregon State-Hernandez, T. 3-24; Bolden, Victor 3-14; Nall, Ryan 2-34; Pierce, Artavis 2-12; Bradford, T. 1-7; Ortiz, Ricky 1-6; Villamin, J. 1-4.

INTERCEPTIONS: Oregon-None. Oregon State-None.

FUMBLES: Oregon-Brooks-James 1-1. Oregon State-Bolden, Victor 2-1.

SACKS (UA-A): Oregon-Daniel, T.J. 1-0. Oregon State-Saulo, Caleb 1-0; Aydon, Elu 1-0.

TACKLES (UA-A): Oregon-Ragin III, J. 6-5; Schooler, B. 5-4; Dye, Troy 6-2; Swain, Jimmie 4-4; Daniel, T.J. 3-3; Oliver, Khalil 2-3; Hollins, Justin 2-3; George, Elijah 3-1; Amadi, Ugo 3-1; Robinson, Tyree 2-1; Jelks, Jalen 2-1; Baker, Gary 2-0; Tei-Kirby, W. 1-1; Winston Jr., L. 1-0; Springs, Arrion 1-0; McDowell, D. 1-0; Mondeaux, Henry 0-1. Oregon State-Hungalu, Manase 5-4; Saulo, Caleb 3-5; Arnold, Brandon 4-2; Decoud, Treston 4-1; Williams, D. 2-3; Failauga, Titus 3-1; Chapell, Devin 0-4; Willis, J. 1-2; Napoleon, P. 2-0; Aydon, Elu 1-1; Crawford, X. 1-1; Porebski, Nick 1-0; Ortiz, Ricky 1-0; Kell, Drew 0-1; Wilson, Shawn 0-1; Savea, Paisea 0-1; Hill, Kendall 0-1.

TEAM STATISTICS	ORE	OSU
FIRST DOWNS	21	25
RUSHES-YARDS (NET)	30-171	53-310
PASSING YDS (NET)	213	101
Passes Att-Comp-Int	29-17-0	20-13-0
TOTAL OFFENSE PLAYS-YARDS	59-384	73-411
Fumble Returns-Yards	0-0	0-0
Punt Returns-Yards	2-4	2-7
Kickoff Returns-Yards	1-21	1-22
Interception Returns-Yards	0-0	0-0
Punts (Number-Avg)	4-38.8	4-42.0
Fumbles-Lost	1-1	2-1
Penalties-Yards	6-75	7-65
Possession Time	20:05	39:55
Third-Down Conversions	3 of 10	7 of 12
Fourth-Down Conversions	1 of 2	0 of 0
Red-Zone Scores-Chances	1-2	5-6
Sacks By: Number-Yards	1-13	2-5

COACHING STAFF

TOYOTA



TOYOTA



O
OREGON

TOYOTA



TOYOTA

2017 COACHING STAFF



WILLIE TAGGART
HEAD COACH
FIRST SEASON

Record at Oregon: 0-0
Career Record: 40-45

Coaching Experience

2017-	Oregon Head Coach
2013-16	South Florida Head Coach
2010-12	Western Kentucky Head Coach
2007-09	Stanford Running Backs
1999-2006	Western Kentucky
2003-06	Assistant HC/Quarterbacks
2001-02	Co-OC/Quarterbacks
2000	Quarterbacks
1999	Wide Receivers

Postseason Experience

2016	Birmingham Bowl*
2015	Miami Beach Bowl
2012	Little Ceasars Bowl*
2009	Sun Bowl
2003	NCAA I-AA First Round
2002	NCAA I-AA Champions
2001	NCAA I-AA Quarterfinals
2000	NCAA I-AA First Round

*Coached team to bowl; Did not coach in bowl

Named the 33rd head coach in Oregon football history on Dec. 7, 2016, Willie Taggart arrived in Eugene after building a reputation as one of college coaching's brightest offensive minds and a proven winner.

Despite having less than two months before National Letter of Intent day after coming to Oregon, Taggart impressed immediately with a strong first recruiting class with the Ducks. In the midst of hiring his coaching staff, Taggart put together a consensus top 25 2017 recruiting class, highlighted by a No. 16 ranking by Scout.com.

In seven seasons as a head coach, Taggart has rebuilt two different programs in Western Kentucky (2010-12) and South Florida (2013-16). The native of the Tampa Bay, Fla., area brings a proven track record of creating a positive student-athlete experience while also placing a winning product on the field.

Taggart took over a three-win South Florida team in 2013 and used his energy and stellar recruiting style to put the program back on a winning track, while also rallying USF fans with his "Do Something" mantra. Taggart turned the program into an offensive juggernaut in only four years, leading the Bulls to a program-record 10-2 mark in 2016 with seven conference victories after going 2-10 in his first season. The Bulls closed the 2016 regular season in the AP poll (No. 25) for just the second time in program history and reached back-to-back bowl games after earning a bid to the 2016 Birmingham Bowl.

A quarterback in his playing days at Western Kentucky, Taggart molded the South Florida offense into one of the nation's best over his four seasons with the "Gulf Coast Offense." The Bulls ranked seventh in the country in points per game (43.6) during the 2016 regular season and fifth in rushing offense (291.75 ypg).

The team's primary play caller, Taggart led an offense that set 33 program records, including scoring, total touchdowns, total yards, rushing yards, yards per play, yards per carry and points per game. Taggart also molded a number of standout players at USF with a program-record 10 landing on all-conference teams, highlighted by quarterback Quinton Flowers, who was named the American Conference Offensive Player of the Year after becoming the first USF player ever to post 2,000 yards passing and 1,000 yards rushing in the same season.

Prior to revamping the offense at South Florida, Taggart laid the foundation by reeling in some of the most highly-regarded recruiting classes in program history. Taggart's first full recruiting period at USF resulted in the consensus No. 1 ranked class in the American Athletic Conference (AAC) in 2014, and he landed the conference's top class once again a year later.

Taggart's players have found success in the classroom in addition to on the field, with the USF football program experiencing a rise in Graduation Success Rate (GSR) over each of Taggart's four seasons. The Bulls also saw record numbers of academic all-conference honorees in each of Taggart's first three seasons, including 38 in 2015.



2017 COACHING STAFF



Before he was hired at USF in 2013, Taggart spent three seasons remaking a Western Kentucky program that was enduring a 20-game losing streak upon his arrival. After just one year of transition, Taggart guided his alma mater to two straight winning seasons (7-5 in 2011, 7-6 in 2012) and the program's first bowl appearance - the 2012 Little Caesars Pizza Bowl - since moving from FCS to FBS. WKU won 12 of 14 games under Taggart from Oct. 2011 to Oct. 2012, with the only losses coming to No. 1-ranked teams in LSU and Alabama.

Taggart proved his ability as a recruiter as well at Western Kentucky, securing the top classes in the Sun Belt Conference in both 2010 and 2011.

In his seven seasons as a head coach, Taggart boasts a 40-45 overall record (.471) and has led his teams to four bowl appearances.

Prior to becoming the head coach of the Hilltoppers, Taggart worked as the running backs coach at Stanford under head coach Jim Harbaugh from 2007-09. He joined the program following a 1-11 season in 2006 and was instrumental in the development of the Cardinal offense and running game that has become one of the nation's best. In 2009, Stanford led the Pac-10 in total offense (441.4 ypg), ranked second in the conference and 11th in the nation in rushing offense (224.3 ypg) and broke the school's single-season rushing record that had stood since 1949 with 2,481 yards. Taggart also helped to groom the 2009 Doak Walker Award winner in

Toby Gerhart, who averaged 144.7 rushing yards per game while also maintaining a 3.25 GPA.

Taggart started his coaching career at Western Kentucky in 1999, returning to the institution he attended and would later bring to prominence as its head coach. Taggart worked at WKU in multiple capacities from 1999 to 2006, starting as the receivers coach for a year before spending a year as quarterbacks coach (2000), two as co-offensive coordinator and quarterbacks coach (2001-02) and four as assistant head coach and quarterbacks coach (2003-06).

Under Taggart's guidance from 2003-06, quarterback Justin Haddix set school career records with 8,890 yards of total offense, a 57.1 completion percentage, 50 touchdowns and a 137.28 pass efficiency rating. Haddix also finished his career ranked second all-time at WKU with 541 completions and 7,929 passing yards.

Taggart helped coach an offensive unit that set school records for points (432), total yards (5,479) and first downs (263), en route to the 2002 NCAA Division I-AA national championship. The Hilltoppers ranked second in the nation in pass efficiency and sixth in rushing, and averaged 38.8 points per contest in four playoff victories.



Taggart's coaching career began just a year after he wrapped up a stellar playing career at Western Kentucky, where he was the starting quarterback from 1995-98. Taggart set 11 WKU school records while directing the offense and had his jersey retired on Oct. 23, 2016. He finished his career as WKU's all-time leader in rushing touchdowns (47), ranked second in scoring (286 points), pass efficiency rating (127.71) and rushing yards (3,997), tied for third in most 100-yard rushing games (17) and tied for fourth in touchdown passes (30). His rushing yards were the most in NCAA Division I history at the time for a quarterback.

Recruited to WKU by Harbaugh to play for his father, Jack, Taggart graduated in 1998 with a bachelor's degree in social sciences. Prior to college, Taggart was a prep standout at Bradenton Manatee High School, where he was a first-team all-state and all-conference selection as a senior after guiding the Hurricanes to the state 5A championship game.

Taggart and his wife, Taneshia, have two sons, Willie Jr. and Jackson, and one daughter, Morgan.



2017 COACHING STAFF



JOE SALAVE'A
ASSOCIATE HEAD COACH
DEFENSIVE LINE

Coaching Experience

2017-	Oregon Associate HC/Defensive Line
2012-16	Washington State Assistant HC/Defensive Line
2015-16	Defensive Line
2012-14	
2011	Arizona Defensive Line
2008-09	San Jose State Defensive Line

Postseason Experience

2016	Holiday Bowl
2015	Sun Bowl
2013	New Mexico Bowl
2010	Valero Alamo Bowl*

*Joined Arizona in time for Bowl preparations

Joe Salave'a joined Willie Taggart's staff in January 2017 as associate head coach and defensive line coach.

Salave'a came to Oregon after spending the previous five seasons at Washington State, working the first three as defensive line coach before adding assistant head coach to his title prior to the 2015 season. His unit showed vast improvement in each of his five seasons in both pass rush and rush defense, finishing the 2016 season 29th in the country in run defense (134.23 ypg). Over the last two seasons, three of the Cougars' defensive linemen earned second-team All-Pac-12 Conference recognition under Salave'a.

Prior to joining the Cougars, Salave'a spent a year at Arizona, his alma mater, as defensive line coach, signing on with the Wildcats in time for preparations for the 2010 Valero Alamo Bowl.

Salave'a began his coaching career in 2008 at San Jose State for his former college coach, Dick Tomey, working for two seasons as the defensive line coach. Salave'a made an immediate impact in his first coaching stint as he mentored Jarron Gilbert, the NCAA leader in tackles for loss and the Chicago Bears' first pick in the 2009 NFL Draft.

Before beginning his coaching career, Salave'a enjoyed an eight-year NFL career after being drafted out of Arizona in the fourth round of the 1998 NFL Draft by Tennessee. Salave'a spent five years with the Titans,



split 2003 with the Baltimore Ravens and San Diego Chargers and finished his career with a three-year stint with the Washington Redskins before retiring after the 2006 season. He played 100 NFL games, making 28 starts, while totaling 82 tackles, 7.5 sacks and two forced fumbles. He appeared in Super Bowl XXXIV for the Titans.

Salave'a lettered at Arizona as a defense tackle from 1994-97, earning first-team All-Pac-10 honors in 1997, second-team honors in 1996, and honorable mention recognition in 1995. He was also the team captain in 1996. Salave'a totaled 157 career tackles for the Wildcats, all as an interior lineman, with 43.5 tackles for loss and 21.5 sacks. He led the team in sacks and tackles for loss in both 1996 and 1997, and in forced fumbles in 1994 and 1996.

A native of Leone, American Samoa, Salave'a has been one of the territory's foremost football ambassadors promoting the game among Samoan youth, including founding the Joe Salave'a Foundation in 2001 to help introduce the game and strengthen its appeal. The foundation specializes in free football clinics for youngsters in American Samoa and Hawaii. His work was recognized by Congressman Eni Faleomavaega in a 2005 White House ceremony hosted by President George W. Bush to celebrate Asian-Pacific American Heritage Month.

Salave'a and his wife, Josephine, have one daughter, Katalina Elizabeth, and one son, Joseph Fatuimoana Jr.

2017 COACHING STAFF

**MARCUS ARROYO**

**CO-OFFENSIVE COORDINATOR
PASS-GAME COORDINATOR
QUARTERBACKS/TIGHT ENDS**

Coaching Experience

2017-	Oregon Co-OC/Quarterbacks/Tight Ends
2015-16	Oklahoma State Running Backs
2014	Tampa Bay Buccaneers Interim OC
2013	Southern Mississippi OC/Outside Receivers
2011-12	California Passing-game Coordinator

2009-10**Wyoming**

OC/Quarterbacks

2005-08**San Jose State**

2007-08

Co-OC/Quarterbacks

2006

Quarterbacks

2005

Offensive Graduate Assistant

Postseason Experience

2016

Alamo Bowl

2015

Allstate Sugar Bowl

Marcus Arroyo joined the Ducks in February of 2017 as the Ducks' co-offensive coordinator as well as the team's quarterbacks and tight ends coach.

Arroyo came to Eugene after spending two years as the running backs coach at Oklahoma State, and brings experience as a coach for every offensive position except the offensive line. His second year with the Cowboys brought a substantial uptick in the running game from 2015, as OSU went from averaging 3.6 yards per carry and 126.8 yards per game to averaging 4.52 yards per carry and 170.85 yards per game in 2016. The Cowboys' 32 touchdowns in 2016 were also an improvement from their 25 in 2015.

Arroyo was also instrumental in grooming running back Justice Hill, who set OSU's freshman rushing record in 2016 and was the nation's top freshman rusher with 1,142 yards on 206 carries (5.54 ypc). Hill earned first-team all-American honors and was the AP Big 12 Freshman of the Year, and he dominated in conference play with 105.9 yards per game. Overall, Arroyo helped the Cowboys' offense become one of just two teams in the nation to have a 4,000-yard passer, a 1,000-yard receiver and a 1,000-yard rusher.

Prior to going to Stillwater, Arroyo spent the 2014-15 season in the NFL as interim offensive coordinator and play-caller for the Tampa Bay Buccaneers. He originally went to Tampa Bay to coach quarterbacks, but after a health procedure sidelined Bucs offensive coordinator Jeff Tedford, Arroyo took on the OC duties.

With Arroyo at the helm of the Tampa Bay offense, receivers Mike Evans and Vincent Jackson both eclipsed 1,000 yards receiving, the first time in team history a pair of receivers went over 1,000 yards. Evans also set franchise rookie records with 68 receptions, 1,051 yards and 12 touchdowns to become one of five finalists for NFL Rookie of the Year. Prior to joining Tampa Bay, Arroyo spent the summer and fall of 2013 as part of the NFL Minority Internship with the Atlanta Falcons working directly with quarterbacks.

Before making the move to the NFL, Arroyo spent the 2013 season as the offensive coordinator and outside receivers coach at Southern Mississippi. Operating in Arroyo's offense, true freshman quarterback Nick Mullens earned a spot on the Conference USA all-freshman team.

Arroyo gained experience working in the Pac-12 before going to USM, spending 2011 and 2012 as the passing-game coordinator and play-caller at California. Arroyo helped quarterback Zach Maynard work his way into the school's career top 10 in both passing yards (5,204) and total offense (5,350) in only two seasons, and his 128.36 career passer efficiency rating is eighth in Cal history.

Arroyo spent the 2009 and 2010 campaigns at Wyoming as the offensive coordinator and quarterbacks coach, developing quarterback Austyn Carta-Samuels into the Mountain West Conference Freshman of the Year in 2009. Arroyo installed a new spread offense in 2009 that helped the Cowboys score 30 points or more five times and mount five fourth-quarter comebacks. Arroyo's offense was stellar at taking care of the football, finishing seventh in the nation in fewest turnovers lost with only 14.

Prior to his stint at Wyoming, Arroyo was the co-offensive coordinator for two seasons and quarterbacks coach for three campaigns at his alma mater, San Jose State. He was the quarterbacks coach and play-caller for the Spartans in 2006, and added co-offensive coordinator duties for 2007 and 2008 under head coach Dick Tomey. Arroyo tutored the Spartans' all-time leader in passing and total offense, Adam Tafralis, from 2006-07, guiding him to 7,548 career passing yards and 8,111 yards of total offense. Arroyo was an offensive graduate assistant at San Jose State in 2005 before being elevated to a full-time assistant.

Arroyo began his coaching career with the Spartans in 2003 as an undergraduate assistant coach. He was the offensive coordinator at Prairie View A&M (FCS) in 2004 before returning to San Jose State as a graduate assistant.

A native of Colfax, Calif., Arroyo was a three-year letterman at San Jose State, where he played quarterback from 1998-2002. In 2000, he passed for 2,334 yards and 15 touchdowns while leading the Spartans to seven wins, their most in eight seasons.

Arroyo graduated from San Jose State in 2003 with a degree in kinesiology.

2017 COACHING STAFF



MARIO CRISTOBAL
CO-OFFENSIVE COORDINATOR
RUN-GAME COORDINATOR
OFFENSIVE LINE

Coaching Experience

2017-	Oregon Co-OC/Offensive Line
2013-16	Alabama Assistant HC/Offensive Line
2007-12	Florida International Head Coach
2004-06	Miami (Fla.) Offensive Line
2006	
2004-05	Tight Ends
2001-03	Rutgers Offensive Line
2003	
2001-02	Offensive Tackles/Tight Ends

1998-2000

Miami (Fla.)
Graduate Assistant

Postseason Experience

2016	Chick-Fil-A Peach Bowl (CFP Semi) CFP National Championship
2015	Cotton Bowl (CFP Semi) CFP National Championship
2014	Allstate Sugar Bowl (CFP Semi)
2013	Allstate Sugar Bowl
2011	Beef O-Brady's Bowl
2010	Little Caesar's Pizza Bowl
2006	MPC Computers Bowl
2005	Chick-Fil-A Peach Bowl
2004	Chick-Fil-A Peach Bowl
2000	Nokia Sugar Bowl
1999	Gator Bowl

Mario Cristobal joined Willie Taggart's staff as the co-offensive coordinator and run-game coordinator in January 2017. He also coaches the Ducks' offensive line.

Cristobal spent the previous four seasons at Alabama as the assistant head coach and offensive line coach, helping the Crimson Tide to the CFP National Championship following the 2015 season, as well as a runner-up finish after the 2016 season. Cristobal's offensive line ranked in the top 25 nationally in sacks allowed in each of his first two seasons, and in 2016 helped pave the way for the nation's 11th-best rushing attack (246.7 ypg) and produced SEC Offensive Player of the Year Jalen Hurts.

Alabama's offensive lines produced a plethora of standout players and NFL draft picks under Cristobal, including first-team All-American and 2015 first-round draft pick Ryan Kelly and 2014 freshman All-American Cam Robinson, who went on to win the Outland Trophy in Cristobal's final year with Alabama. Cristobal came to Oregon with a reputation as a top recruiter. He was named the National Recruiter of the Year by 247Sports in the 2015 cycle, and was ranked as the nation's No. 2 recruiter in the country by 247Sports at the time of his hiring based on the final haul he brought to Alabama.

Prior to joining Nick Saban's staff at Alabama, Cristobal spent six seasons (2007-12) as the head coach at Florida International, solidifying his standing as one of the country's top young college football coaches and recruiters. Cristobal led the Panthers to the most successful year in program history in 2011, capturing a program-record eight wins, including a road win at eventual co-Big East Champion Louisville.



Cristobal was named the Sun Belt Conference Coach of the Year in 2010 after leading FIU to its first Sun Belt Conference championship and a bowl victory over MAC champion Toledo, and he finished his FIU career having produced NFL talents such as T.Y. Hilton and Jonathan Cyprien.

Cristobal coached at Miami (Fla.), his alma mater, under Larry Coker for three years before accepting the head job at FIU, working as tight ends coach for the 2004 and 2005 seasons and coaching multiple tight ends that turned into NFL draft picks, including first-round pick and All-Pro Greg Olsen. In 2006, Cristobal took over a Miami offensive line that featured four new starters and saw a 39 percent decrease in sacks allowed from the previous season (36 to 22).

Cristobal spent three years (2001-03) at Rutgers under head coach Greg Schiano, working with the offensive tackles and tight ends for the first two seasons before shifting his focus solely to the offensive line in 2003. Cristobal was a critical factor in Rutgers' resurgence to competitiveness and helped lay the foundation in recruiting and coaching for a program that went from obscurity to college football's upper echelon in a matter of five years. Cristobal helped Rutgers to a 5-7 mark in 2003, the school's best record since 1998. One of Cristobal's most accomplished pupils was tight end L.J. Smith, the Philadelphia Eagles' second-round pick in the 2003 NFL Draft.

Cristobal began his coaching career in 1998 as a graduate assistant at Miami, working with the Hurricanes for three seasons under Butch Davis. He joined the Hurricanes' staff six years after finishing a four-year playing career at Miami as a standout offensive lineman under Hall of Fame coach Jimmy Johnson. Cristobal was a first-team All-Big East selection in 1992 and helped the Hurricanes to a pair of national championships (1989, 1991).

A native of Miami and a prep standout at Christopher Columbus High School, Cristobal graduated from Miami in 1993 with a bachelor's degree in business administration and later earned a master's degree from Miami in 2001. Following his college career, Cristobal signed a free-agent contract with the Denver Broncos in 1994 and then played for the Amsterdam Admirals of NFL Europe in 1995 and 1996.

Cristobal and his wife, Jessica, were married in June 2006 and have two sons, Mario Mateo and Rocco.

2017 COACHING STAFF



JIM LEAVITT
DEFENSIVE COORDINATOR
INSIDE LINEBACKERS

Coaching Experience

2017- **Oregon**
Defensive Coordinator/Inside LB

2015-16 **Colorado**
Defensive Coordinator/Linebackers

2011-14 **San Francisco 49ers (NFL)**
Linebackers

1996-2009 **South Florida**
Head Coach

1990-95 **Kansas State**
1992-95 Co-DC/Linebackers
1990-91 Linebackers

1988-89 **Iowa**
Intern/Graduate Assistant

1982-87

1983-87

1982

Morningside College

Defensive Coordinator

Special Teams Coordinator

1980-81

Dubuque (Iowa)

Defensive Coordinator/Linebackers

1978-79

Missouri

Graduate Assistant (Defense)

Postseason Experience

2016

Valero Alamo Bowl*

2013

NFC Conference Championship (NFL)

2012

Super Bowl (NFL)

2011

NFC Conference Championship (NFL)

2009

International Bowl

2008

MagicJack St. Petersburg Bowl

2007

Brut Sun Bowl

2006

Papjohns.com Bowl

2005

Meineke Car Care Bowl

Jim Leavitt joined the Ducks as defensive coordinator and the first member of Willie Taggart's staff on Dec. 16, 2016, arriving in Eugene as one of the top defensive minds in football.

With 38 years of experience coaching on the defensive side of the ball, Leavitt has built standout defenses at both the college and professional levels. Before coming to Oregon, Leavitt spent the 2015 and 2016 seasons as the defensive coordinator and linebackers coach at Pac-12 rival Colorado, shaping the Buffaloes defense into one of the nation's best. He was rewarded for the improvements at Colorado when he was named the FootballScoop Defensive Coordinator of the Year, as well as being named a finalist for the Broyles Award which goes to the nation's top assistant coach.

Leavitt brought the Colorado defense to new heights in 2016, leading a unit that finished the regular season eighth in the nation in yards per play (4.69), 17th in the nation in total defense (328.3 ypg), 13th in passing defense (182.5 ypg) and 18th in scoring defense (20.5 ppg) while helping the Buffaloes to an appearance in the Pac-12 title game. In his first year at CU in 2015, Leavitt's unit climbed to seventh in the Pac-12 in total defense (416.9 ypg), up four spots from 2014, and had the fifth-largest difference in opponent point differential (11.5 points) in the nation.

Leavitt spent four seasons in the professional game before going to Colorado, helping the San Francisco 49ers to a 44-19-1 record, two NFC West titles, one NFC Championship and an appearance in Super Bowl XLVII as linebackers coach. Under head coach Jim Harbaugh, Leavitt tutored a linebacker corps that produced two first-team All-Pro selections in Patrick Willis and NaVorro Bowman and was one of the top defenses in the league during his time in San Francisco.

Prior to joining the 49ers, Leavitt took on and conquered the challenge of building a collegiate program from scratch. Hired as South Florida's head coach in 1996, Leavitt had roughly a year-and-a-half to hire a staff, recruit players and get the Bulls ready for their first taste of collegiate football. The school competed for the first time as an independent in the I-AA (now FCS) level for its first four years of existence (1997-2000), compiling a 27-17 record and was ranked for 24 consecutive weeks at one point. USF won its first-ever game, a resounding 80-3 win over Kentucky Wesleyan.

USF and Leavitt made the jump to the I-A (FBS) level in 2001, competing for two seasons as an independent and compiling records of 8-3 and 9-2. After spending two seasons in Conference USA, USF joined the Big East

in 2005 and earned its first-ever bowl appearance in the Meineke Car Care Bowl against North Carolina State.

Leavitt would keep USF on the rise over his final four seasons as its head coach, peaking at No. 2 in the polls in 2007 with a 6-0 start before finishing 9-4 and falling to Oregon in the Sun Bowl. Records of 8-5 in each of his last two seasons with the program gave Leavitt 11 winning seasons in his 13 years as the Bulls' leader and a 95-57 (.625) overall record, including a 68-40 (.630) mark and five bowl appearances (3-2) in five seasons as an FBS program.

Leavitt started his career as a graduate assistant in 1978 at the University of Missouri, the same school he lettered for as a safety from 1974-77, and spent two seasons there while earning his Master's degree in counseling. His first full-time coaching position came in 1980 at the University of Dubuque (Iowa) as the defensive coordinator and linebackers coach as well as the head track coach and head strength coach. Leavitt then spent five years (1982-87) at Morningside College, the first as special teams coordinator and then next four as defensive coordinator.

After 10 years at smaller schools in Iowa, Leavitt accepted an academic internship at the University of Iowa. While there, he was asked to join the Hawkeye staff as a graduate assistant for the 1989 season. Leavitt then joined Kansas State's staff in 1990 as linebackers coach for two seasons before adding co-defensive coordinator to his resume (with current Oklahoma head coach Bob Stoops).

Leavitt helped Kansas State, one of the least successful programs in all of Division I-A in the 1980s, to a tremendous turnaround that saw the Wildcats post a 45-23-1 mark with three bowl appearances in his six seasons with the program. Leavitt turned a defense that was ranked 93rd in the nation in his first season into the nation's top unit in 1995, producing four first-team defensive All-Americans. Leavitt then left Manhattan to begin his impressive construction of the USF football program.

Born in Harlingen, Texas, Leavitt graduated from Dixie Hollins High School in Florida where he lettered in football and baseball. Leavitt then played both football and baseball at Missouri, where he earned his degree in behavioral sciences and health education in 1978 before beginning his coaching career.

Leavitt is married to Jody Leavitt and has three daughters, Deandre, Sofia and Isabella.

2017 COACHING STAFF



CHARLES CLARK
CORNERBACKS

Coaching Experience

2017-	Oregon Cornerbacks
2013-16	Colorado Cornerbacks
2015-16	Cornerbacks
2014	Secondary
2013	Safeties
2010-12	San Jose State Defensive Backs
2008-09	Duke Defense/ST Graduate Assistant
2009	Defense/ST Graduate Assistant
2008	Defensive Quality Control Intern

Postseason Experience

2016	Valero Alamo Bowl
------	-------------------

Charles Clark joined the Ducks in January 2017 as cornerbacks coach on Willie Taggart's staff.

Clark came to Oregon from Colorado along with defensive coordinator Jim Leavitt after spending the previous four seasons with the Buffaloes. Clark coached Colorado's safeties during his first two seasons in Boulder before moving to cornerbacks for the 2015 and 2016 seasons. Clark's secondary was instrumental in helping the Buffs to the 2016 Pac-12 Conference South Division title, finishing second in the league and 21st in the country in passing defense (193.6 ypg) and tied for third in the nation in passing yards allowed per attempt (5.7). Four of Clark's defensive backs earned Pac-12 all-conference honors, and three seniors in the secondary were drafted in the first four rounds of the NFL Draft.

Prior to Colorado, Clark coached defensive backs at San Jose State from 2010 to 2012. Clark's unit led the WAC in interceptions (15) and forced turnovers (31) in 2012, and he helped to mold Duke Ihenacho into an All-Western Athletic Conference selection and future NFL player. Three of Clark's players earned WAC all-conference honors, and Peyton Thompson and Bene Benwikere joined Ihenacho as selections in the NFL Draft.

Clark began his coaching career at Duke in 2008, starting as a defensive quality control intern while also assisting the special teams coordinator and defensive assistant coaches. In 2009, he was promoted to a graduate assistant position assigned to the defense and special teams.



A four-year letterman at Ole Miss, Clark played in 47 career games and started each of the last 34. He led the Rebels in tackles as a sophomore (76), totaling more than future Butkus Award winner and NFL All-Pro, Patrick Willis. He finished his career with 198 tackles, three interceptions, 12 passes broken up and five fumble recoveries.

Clark graduated from Mississippi in 2007 with a degree in business (banking and finance), and he worked briefly in private business before getting into coaching. A native of Eustis, Fla., Clark attended Clay High School where he played football, basketball and track and field.

Clark has one daughter, CadeMorgan, and one son, Charles IV.

2017 COACHING STAFF



KEITH HEYWARD
SAFETIES

Coaching Experience

2017-	Oregon Safeties
2016	Louisville Secondary
2014-15	USC Defensive Backs/PG Coordinator
2012-13	Washington Secondary
2008-11	Oregon State Secondary

2007

Cal Poly
Linebackers

2005-06

Oregon State
Defensive Graduate Assistant**Postseason Experience**

2016	Citrus Bowl
2015	Holiday Bowl
2014	Holiday Bowl
2013	Fight Hunger Bowl
2012	Maaco Las Vegas Bowl
2009	Maaco Las Vegas Bowl
2008	Sun Bowl
2006	Sun Bowl

Keith Heyward was hired as the Ducks' safeties coach in January 2017.

Heyward joined Willie Taggart's staff after one season as Louisville's defensive backs coach in which the Cardinals racked up 15 interceptions. Heyward worked at USC for the two years prior (2014-15), coaching defensive backs while also serving as passing game coordinator for the Trojans.

While helping the Trojans to the Pac-12 Championship game and a trip to the Holiday Bowl in 2015, cornerback Iman Marshall earn first-team Freshman All-American honors, while Adoree' Jackson was a Hornung Award finalist and an All-Pac-12 first-team performer at defensive back under Heyward's tutelage.

Heyward went to USC from Pac-12 rival Washington, where he was the defensive backs coach for the 2012 and 2013 seasons for the Huskies. Heyward's secondary finished 23rd in the nation in passing defense in 2012 (197.3 ypg), and he coached first-round draft pick Desmond Trufant.

Heyward's first Pac-12 coaching stint came in 2008 at his alma mater, Oregon State, where he worked as the defensive backs coach until 2011.



He started his coaching career with the Beavers as a graduate assistant in 2005 and 2006, and worked as linebackers coach at Cal Poly in 2007 before rejoining OSU's staff as secondary coach.

Heyward, who played his prep ball at Taft High in Woodland Hills, Calif., earned his bachelor's degree in communications in 2000 and was a four-year letterman as a cornerback at Oregon State, earning All-Pac-10 honorable mention honors as a senior and ending his career with 35 consecutive starts.

After graduating from OSU, Heyward played professionally for the BC Lions in the CFL (2001), the Scottish Claymores in NFL Europe (2002) and the L.A. Avengers of the Arena League (2004).

He and his wife, Cameo, have two daughters, Kendyl and Kamryn.



2017 COACHING STAFF



MICHAEL JOHNSON
WIDE RECEIVERS

Coaching Experience

2017-	Oregon Wide Receivers
2014-16	The King's Academy Head Coach
2011	UCLA Offensive Coordinator
2009-10 2010 2009	San Francisco 49ers (NFL) Offensive Coordinator Quarterbacks
2006-07	Baltimore Ravens (NFL) Wide Receivers
2002-05 2003-05 2002	Atlanta Falcons (NFL) Quarterbacks Wide Receivers

2001

San Diego Chargers (NFL)
Quarterbacks

1997-99

1999
1997-98**Oregon State**
Quarterbacks
Wide Receivers**Postseason Experience**

2011	Fight Hunger Bowl*
2006	AFC Divisional Round (NFL)
2004	NFC Conference Championship (NFL)
2002	NFC Divisional Round (NFL)
1999	Oahu Bowl

*Served as Interim Head Coach

Michael Johnson joined Willie Taggart's staff in February of 2017 as wide receivers coach.

Johnson arrived at Oregon with 10 seasons of experience coaching in the NFL, and has served as an offensive coordinator at both the college and professional ranks. Most recently, Johnson was the head coach at The King's Academy in Sunnyvale, Calif. He coached there for three seasons after spending two as a player personnel director at North East Sports Consultants.

Johnson was given the keys to the San Francisco 49ers offense in 2010 as offensive coordinator after working as quarterbacks coach in 2009, guiding the team to more than 103.6 rushing yards per game and 313.3 total yards per game.

He moved to the college game in 2011 to take over as offensive coordinator at UCLA, where Johnson helped guide the Bruins to an appearance in the first Pac-12 Championship game. Johnson also served as the interim head coach for the Bruins in the Fight Hunger Bowl.

Prior to joining the 49ers, Johnson worked for two seasons as wide receivers coach for the Baltimore Ravens (2006-07), where Johnson mentored receiver Derrick Mason, who caught 103 passes for 1,087 yards in 2007.



Johnson spent 2002-05 with the Atlanta Falcons before moving to Baltimore, working for one season as the wide receivers coach and the final three as quarterbacks coach. While at the helm of the quarterbacks, Johnson coached the electric Michael Vick to two Pro Bowl selections and a dynamic season in 2005 in which Vick threw for 2,412 yards and 15 touchdowns and ran for 597 yards and another six scores.

Johnson went to the Falcons after getting his NFL coaching start with the San Diego Chargers in 2001 as quarterbacks coach. Johnson coached Doug Flutie to 3,476 passing yards that season, the most by a Chargers quarterback since Dan Fouts. Johnson was also instrumental in the development of then-rookie quarterback Drew Brees.

Johnson's coaching career began just north of his current position with the Ducks, as he coached for three years at Oregon State from 1997-1999. Johnson coached wide receivers for his first two seasons and then quarterbacks in 1999, where he helped guide the Beavers to their first bowl game in 39 years.

Johnson, a quarterback in his playing days, played for four seasons in the World Football League and the Canadian Football League. Johnson set numerous records as the starting quarterback at the University of Akron in 1988 and 1989, including being named the school's Athlete of the Year in 1989-90. Johnson played at Arizona State (1985-86) and Mesa Community College before going to Akron. Johnson earned his bachelor's degree in communication from Akron in 2008.

2017 COACHING STAFF



DONTE PIMPLETON
RUNNING BACKS

Coaching Experience

2017-	Oregon Running Backs
2015-16	South Florida Running Backs
2013-14	Kentucky Wesleyan Offensive Coordinator
2014	Wide Receivers
2013	
2010-12	Western Kentucky Offensive Quality Control Assistant
2010-11	
2009	Louisville Offensive Quality Control Assistant
2007-08	Doss High School Offensive Coordinator/QBs

2006-07

Fern Creek High School
Wide Receivers/Defensive Backs

2002

Iroquois High School
Wide Receivers/Defensive Backs

Postseason Experience

2016	Birmingham Bowl
2015	Miami Beach Bowl
2012	Little Ceasars Bowl



Donte Pimpleton arrived at Oregon as running backs coach in January 2017, joining head coach Willie Taggart's coaching staff for the third time in his young career.

Prior to joining the Ducks, Pimpleton spent two seasons as running backs coach under Taggart at South Florida. While helping the Bulls post a program-best 11-2 record in 2016, Pimpleton mentored a rushing attack that ranked second in the nation with 6.51 rushing yards per carry, fifth with 285.3 rushing yards per game and 11th in total offense with 511.5 yards per game while setting school records in rushing yards, total offense, scoring (43.8 ppg) and touchdowns (77). Pimpleton was instrumental in grooming running back Marlon Mack, the school's all-time leading rusher.

Pimpleton coached with Taggart for the first time in 2010 at Western Kentucky, where they first met as teammates during their playing days, starting as an offensive quality control assistant for two seasons. Pimpleton then served as wide receivers coach in 2012 for WKU, helping the Hilltoppers to their first-ever bowl appearance.

Following his coaching stint at WKU, Pimpleton worked at Kentucky Wesleyan for as wide receivers coach in 2013 and then as offensive coordinator in 2014. The team broke 10 team offensive records and saw individuals set 13 school records with Pimpleton at the helm of the offense in 2014. Pimpleton was hired as running backs and tight ends coach at Delaware State in February 2015 before going to USF in April 2015.

Pimpleton got his start in collegiate coaching in 2009 under Charlie Strong at Louisville as an offensive quality control assistant. Before that, he worked in high school coaching for five seasons including a two-year stint as offensive coordinator and quarterbacks coach at Doss high school from 2007-08.

A quarterback and wide receiver during his playing days from 1997-2001, Pimpleton formed his relationship with Taggart as his teammate at Western Kentucky. Pimpleton went on to log 1,425 yards and 18 touchdowns on the ground to go with 13 receptions for 165 yards and four touchdowns and two touchdowns passing in a run heavy offense during a career that saw him start at both quarterback and wide receiver. He earned honorable mention all-Gateway Conference honors in 2001 and led WKU to an Ohio Valley Conference Championship in 2000.

Pimpleton graduated from WKU in 2002 with a degree in business and communications, and played in the Arena Football League for three seasons (2002-04) following graduation. He then went on to play in the American Indoor Football League for two seasons (2005-06) before committing to a coaching career.

A native of Louisville, Ky., Pimpleton was an all-state quarterback at Fern Creek High School and set a school record as a senior with 1,551 passing yards and 18 touchdowns to go with more than 700 rushing yards.

Pimpleton and his wife, Nicole, were married in 2016, and he has one daughter, Anistyn.



2017 COACHING STAFF



RAYMOND WOODIE
OUTSIDE LINEBACKERS
SPECIAL TEAMS

Coaching Experience

2017- Oregon
Outside Linebackers/Special Teams

2013-16 South Florida
2016 Assistant HC/Defensive Coordinator
2015 Assistant HC/Linebackers
2013-14 Linebackers

2010-12 Western Kentucky
2012 Linebackers
2010-11 Defensive Ends

2007-09 Palmetto High School
Head Coach

1996-2006 Bayshore High School
1997-2006 Head Coach
1996 Defensive Coordinator

Postseason Experience

2016 Birmingham Bowl
2015 Miami Beach Bowl
2012 Little Ceasars Bowl



Raymond Woodie joined the Ducks as outside linebackers coach and special teams coordinator in January 2017, following head coach Willie Taggart to Oregon from South Florida.

Woodie came to Eugene after four seasons under Taggart with the Bulls, spending 2013-14 as linebackers coach before being promoted to assistant head coach and linebackers coach in 2015 and then taking over as defensive coordinator and assistant head coach in 2016. With Woodie at the helm of the defense, the 2016 Bulls forced 26 turnovers, 15 interceptions and 11 forced fumbles, good for 18th in the nation, while facing the most plays of any team in the country (1,077).

Woodie also guided two Bulls' linebackers to all-conference honors during his time at USF, and helped Nigel Harris lead the nation and set a new USF record with six forced fumbles in 2014. Following the 2016 season, Woodie had four recruits taken in the NFL Draft, including second-round selection Forrest Lamp.

Woodie also took over direction of the USF special teams in 2015. His unit finished the season sixth in the nation in kickoff returns with a program-record average of 26.66 yards per return, and he helped Rodney Adams earn all-conference honors as a returner.

A highly-regarded recruiter, Woodie helped Taggart and USF secure the top-rated recruiting class in the American Conference in 2014 and 2015, and was named the top recruiter in the conference by Rivals in 2014. In 2016, nine of the 10 USF players that received all-conference honors were recruited by Woodie.


Woodie started his collegiate coaching career at Western Kentucky, working under Taggart for three seasons as a defensive assistant. He coached defensive ends in 2010 and 2011 before taking over as linebackers coach in 2012. Woodie was instrumental in helping Taggart secure three top recruiting classes at WKU and was named the 2012 Sun Belt Conference Recruiter of the Year by Scout/FoxSports.com.

Prior to joining Taggart at Western Kentucky, Woodie spent three seasons (2007-09) as the head coach at Palmetto High School in Florida. Woodie guided Palmetto to the district championship in 2008. Woodie's stint at Palmetto came after 10 seasons (1997-2006) as the head coach at Bayshore High School in Florida where he led his team to the district playoffs seven times. Woodie was the defensive coordinator at Bayshore in 1996 before taking over as head coach at the age of 23, making him the youngest high school head football coach in the state of Florida at the time.

Woodie lettered as an outside linebacker and strong safety at Bethune-Cookman from 1992-95, earning GTE Academic All-American honors and I-AA All-American and first-team MEAC Conference recognition as both a junior and senior. He set the school record with 14.5 sacks as a junior. Woodie played for the British Columbia Lions of the Canadian Football League in 1996.

A native of Palmetto, Fla., and a graduate of Palmetto High School, Woodie earned his bachelor's degree in criminal justice from Bethune-Cookman in 1996 before getting his master's degree in education from National Louis University.

Woodie and his wife, Stephanie, have three children, Raymond, Alanah and Kaden.



2017 COACHING STAFF



IRELE ODERINDE
HEAD FOOTBALL
STRENGTH COACH

Coaching Experience

2017-	Oregon Head Football Strength Coach
2014-16	South Florida Director of Athletic Performance
2013	West Virginia Coordinator of Strength & Conditioning
2010-12	South Carolina Assistant Strength & Conditioning Coach
2008-10	Notre Dame Speed & Skills Development Coach
2005-07	Western Kentucky Assistant Strength & Conditioning Coach

Postseason Experience

2016	Birmingham Bowl
2015	Miami Beach Bowl
2012	Outback Bowl
2011	Capital One Bowl
2010	Chick-Fil-A Bowl
2008	Sheraton Hawai'i Bowl

Irele Oderinde joined the Ducks in January 2017 as football's head strength and conditioning coach, coming to Oregon from South Florida along with head coach Willie Taggart.

Oderinde spent the previous three years as the Director of Athletic Performance for South Florida athletics, overseeing the strength and conditioning programs for all 19 USF programs and designing a year-round training program for the Bulls' football team.

Oderinde joined the Bulls after a one-year stint as the coordinator of strength and conditioning for football at West Virginia, where he specialized in exercise selection and skill development for linemen. Oderinde went to WVU after a two-year run at his alma mater, Western Kentucky, where he assisted in all aspects of athletic performance for the football program as well as implemented training programs for the baseball and track and field programs.

From 2010 to 2012, Oderinde worked as an assistant strength and conditioning coach at South Carolina, leading year-round training for the men's basketball and tennis teams. Before joining the Gamecocks, he spent 2008 to 2010 as a speed and skills development coach at Notre Dame.



Oderinde got his coaching start at his alma mater in 2005, working for three seasons as Western Kentucky's assistant strength and conditioning coach. While there, he developed and implemented strength and conditioning programs for the men's basketball team and assisted with the football and softball teams.

During his playing career as a nose tackle at WKU, Oderinde helped the Hilltoppers to a 40-13 (.755) overall record, berths in the NCAA Division I-AA playoffs in four consecutive years for the first time in school history and the school's first national championship in any sport (2002). As a senior, he started 12 of WKU's 13 games and recorded a career-best 45 total tackles with nine tackles for loss and a sack.

Oderinde graduated from WKU in 2003 with a bachelor's degree in recreation administration, and earned his master's degree in sport management from Western Kentucky in 2007.

He is married to the former Amber Robey.



2017 COACHING STAFF

**KWAME AGYEMAN**

Defensive Graduate Assistant
Third Year
Oregon, 2008

The former Oregon linebacker (2004-07) and two-year starter returned to his alma mater as a graduate assistant coach in 2015, following a seven-year absence after receiving his undergraduate degree in political science from the UO in 2008. Agyeman, an Illinois native, played in the Arena Football League for three seasons while breaking into the coaching ranks as a volunteer assistant at Springfield's (OR) Thurston High School. He returned home to teach and coach at his prep alma mater, Lake Park (IL) High School (2010-13), before initiating his career in collegiate athletics at Northwestern, serving as a recruiting assistant (2013) and special teams quality control assistant coach (2014).

**DAVID GILBERTSON**

Offensive Graduate Assistant
First Year
Washington State, 2013

David Gilbertson has served as an offensive graduate assistant coach since joining the Oregon football staff in 2017. Prior to his arrival in Eugene, Gilbertson spent three seasons on Willie Taggart's staff at South Florida, where he worked as an analyst and also spent the 2015 season as an assistant coach in charge of tight ends. Gilbertson played quarterback at Washington State, where he played for head coaches Paul Wulff and Mike Leach. He earned two letters and was a Pac-12 all-academic honoree during his five years in Pullman before graduating in 2013 with a degree in communication. His father, Keith Gilbertson, served as head coach at Idaho (1986-1988), Cal (1992-1995) and Washington (2003-2004), during a coaching career that spanned more than 40 years. Gilbertson was a two-time all-King County honoree and team captain as a quarterback at Redmond High School in Washington, passing for more than 3,000 yards over his final two seasons. As a senior, he passed for 1,977 yards and totaled 17 touchdowns.

**IKAIKA JOHNSON**

Defensive Graduate Assistant
Third Year
Oregon, 2014

Ikaika Johnson works as a graduate assistant for the Oregon football team on the defensive side of the ball, and is in his third season on the staff since graduating from Oregon. Johnson, a 2014 graduate from UO, remained at his alma mater as a defensive intern to open the 2015 season. Johnson has worked closely with the Ducks' defensive line since joining the staff, as well as the scout team. Johnson has been essential in the scout team's preparation since his arrival, providing video footage for the scouts and creating video packets for upcoming opponents.

**CODY WOODIEL**

Offensive Graduate Assistant
First Year
Troy, 2012

Cody Woodiel joined the Oregon staff as an offensive graduate assistant coach in 2017, following three seasons as the offensive line coach at Itawamba Community College (Miss.). In 2016, Itawamba was third in the country (NJCAA) with 565 yards per game and 36.1 points per game. Before joining UO from ICC, Woodiel was hired at Murray State as the offensive line coach and was there from December to March before coming to Oregon. Prior to his time at ICC, Woodiel spent two years as a graduate assistant at his alma mater Troy University. A native of Hernando, Miss., Woodiel split time between tackle, guard and tight end for two seasons at Troy (2011-12). He was selected to play in the Casino Del Sol all-star game after starting all 12 games and playing 800 snaps for the Trojans as a senior. That season, the Troy offensive line finished 25th in the NCAA, allowing just 1.25 sacks per game. Woodiel earned his Bachelor of Science degree in education from Troy and is currently working toward a master's degree in physical education. He is married to the former Lauren Polson.

**MATT NOYER**

Football Analyst
Fifth Year
Oregon, 2012

Matt Noyer has spent the last four seasons with the Oregon football program, the first three as an offensive intern before working as a graduate assistant last year. Noyer will work as a football analyst in 2017 under head coach Willie Taggart. Noyer served as a student assistant in the equipment room for three years before receiving his undergraduate degree in general social science from Oregon in the spring of 2012. He then volunteered in the athletics department in the areas of player development and on-campus recruiting until joining the Ducks' football program.

**CHRIS NORRIS**

Football Analyst
First Year
Nebraska, 1995

Chris Norris joined the Oregon football program in the spring of 2017, and works as a football analyst. Norris came to Eugene after spending three seasons at Webber International as the special teams coordinator and running backs coach. In 2015, Norris helped the Warriors rank fifth nationally in rushing yards per game and 12th in total rushing. Before arriving in Eugene, Norris spent the spring of 2016 in the recruiting office at South Florida. Prior to going to Webber International, Norris spent eight years (2006-13) as the running backs and special teams coach at Southeast Missouri, consistently helping the Redhawks field one of the top special teams groups in the FCS. Norris also had coaching stops at Jacksonville University (2003-05) as running backs coach, Tennessee State (2000-02) as special teams coordinator and running backs coach and Northern State University (1999) as special teams coordinator and tight ends coach. During his playing days, Norris was a fullback from 1991-95 at Nebraska, helping the Cornhuskers go 47-3 during his time with a 1994 national championship. He earned his bachelor's degree from Nebraska-Omaha in 1999. He and his wife, Tracee, have one daughter, Breeze.

UNIVERSITY ADMINISTRATION

**ROB MULLENS**

Director of Athletics
8th Year

Rob Mullens has presided over one of the most successful eras in the University of Oregon's history with Duck student-athletes setting milestone records both on the field and in the classroom. He has guided Oregon to consecutive top-10 finishes in the Directors' Cup, including an all-time high of ninth place in 2016-17. The Directors' Cup is a national assessment of an athletic department's overall achievements, for the first time in school history.

At the same time, Mullens has improved the Ducks' academic standards to where the University now averages more than 100 academic all-conference selections annually.

And just as important as the athletic and academic success, Oregon's philosophy of fiscal efficiency during Mullens' tenure has been recognized nationwide. The University is one of only a handful of institutions that is self-sufficient as the Oregon brand continues to grow. That is a direct reflection of our generous donors who continue to help us achieve important fundraising results.

Those three pillars – student-athlete experience, academic excellence and broad-based competitive excellence – comprise the foundation of Mullens' core beliefs as he oversees nearly 500 student-athletes and a budget of \$110 million. Yet Mullens himself would tell you that it is the talented student-athletes, coaches and staff at the University of Oregon that are the department's most valuable assets.

Mullens was named the University's 12th director of intercollegiate athletics on July 15, 2010, after arriving from the University of Kentucky, where he served as deputy director of athletics and managed day-to-day operations for Kentucky's 22-sport athletics department, with an annual operating budget of \$79 million.

Since Mullens' arrival in Eugene, the Duck football team has claimed three conference championship and played in the inaugural College Football Playoff Championship Game. The 2014-15 season saw the coronation of the University's first-ever Heisman Trophy winner, Marcus Mariota, as the Ducks won the Pac-12 title and then defeated undefeated Florida State in the Rose Bowl semifinal game.

The 2016-17 year will go down as one of the finest in school history. Oregon became the first college in the country to win the "triple crown" in women's track and field and cross country. The Women of Oregon captured the 2016 cross country title by a single point, scored a record number of points in winning the indoor track and field title, and then pulled off a stunning comeback to win the outdoor track and field title on the final event.

The men's basketball team returned to the Final Four for the first time since 1939, while the women's basketball team made the Elite Eight for the first time in school history. A year after winning it all, the men's golf team had a thrilling run to the championship match after winning the Pac-12 title for the first time since 1959.

Additionally in 2016-17, Oregon saw the softball team return to the College World Series, top-10 national finishes from acrobatics and tumbling, men's cross country and men's indoor and outdoor track and field, and NCAA Tournament appearances by volleyball, women's golf and men's and women's tennis.

A year earlier after claiming championships in 2015-16 in men's and women's indoor track and field, the Ducks' winning legacy was strengthened by the first-ever national championship for the men's golf

team, won on its home course in Eugene at Eugene Country Club. The Ducks claimed the team championship just a couple days after Aaron Wise won the individual national championship.

Aided by the an Elite Eight appearance by the men's basketball team and an NCAA quarterfinals finish for women's golf, the Ducks' three team championships helped carry them to a 10th-place Directors' Cup finish, the highest in program history and the first ever top-10 finish.

Oregon and Oklahoma are the only programs Division I athletics to win three or more NCAA team titles each of the last two years. Oregon also became the only athletic department in the nation to have won multiple NCAA team titles each of the last five academic years.

In the history of the Directors' Cup, Oregon is the only program with 19 or fewer NCAA sports to place among the top 15 nationally, a feat the Ducks have done six times. Oregon also ranked among the top 25 for an eighth time in nine years. Seventeen of the University's 33 all-time national championships have been won in the last five years.

Off the field, Mullens saw three-quarters of UO student-athletes earn degrees. All told, more than 100 student-athletes won academic all-conference awards. Since the opening of the John E. Jaqua Academic Center for Student Athletes in 2010, 32 UO student-athletes have earned Academic All-America honors.

Other highlights of Mullens' tenure include four Women's College World Series appearances for the softball team, a trip to the NCAA championship game in volleyball, five consecutive trips to the NCAA Tournament for men's basketball and a combined total of 16 national championships won by the Duck track and field and cross country squads.

Mullens arrived in Eugene as the Ducks opened their spectacular Matthew Knight Arena, which plays host to the school's men's and women's basketball teams, women's volleyball and acrobatics and tumbling, in addition to benefitting the entire Eugene-Springfield communities as a state-of-the-art venue for concerts, cultural forums and world-class entertainment. Other recent facilities include the Jaqua Center, the Hatfield-Dowling Football Complex, Jane Sanders Stadium (softball) and Pape' Field (soccer and lacrosse).

Mullens' background is in accounting and auditing, and he promoted sound fiscal management and self-sufficiency at the University of Kentucky. During his total of eight years at Kentucky, the athletic department's operating budget expanded by nearly 70 percent. Fundraising for the department hit record levels each of the past seven years prior to his departure.

Prior to being named deputy director of athletics at Kentucky in 2006, Mullens began as the university's executive associate director of athletics in 2002. He served at the University of Maryland from 1996 to 2002, starting as assistant director of athletics for business and ultimately as executive senior associate director of athletics and chief of staff.

The West Virginia native was senior athletics business manager at the University of Miami (Fla.) from 1994 to 1996, and prior to that he was an accountant/auditor at Ernst & Young in Raleigh, N.C.

The 47-year-old Mullens earned a bachelor's degree in business administration and a master's in sport management from West Virginia University in 1991 and 1993, respectively. He and his wife, Jane, have two sons - Cooper and Tanner.

UNIVERSITY ADMINISTRATION

**MICHAEL SCHILL**

University President
3rd Year

Michael H. Schill is the 18th president of the University of Oregon. He began his tenure on July 1, 2015. He previously served as the dean and Harry N. Wyatt Professor of Law at the University of Chicago Law School.

Prior to joining the University of Chicago in 2010, Schill served as the dean of the University of California, Los Angeles School of Law from 2004 to 2009. His other faculty appointments include tenured positions as professor of law and urban planning at New York University and professor of law and real estate at the University of Pennsylvania.

A nationally recognized expert in property, real estate, and housing law and policy, Schill is the author or co-author of three books and more than 40 scholarly articles. His work includes studies of the determinants of value in condominium and cooperative housing, the impacts of housing programs on property values, the enforcement of Fair Housing laws, mortgage securitization, and the deregulation of housing markets. His casebook, *Property*, co-authored with James Krier, Greg Alexander, and Lior Strahilevitz is one of the best-selling casebooks used in American law schools.

In 2004, Schill founded the Furman Center for Real Estate and Urban Policy at New York University. Under his and subsequent leadership, the Furman Center has become one of the nation's leading research centers on housing and the built environment.

In addition to serving as the president of the University of Oregon, Schill is a member of the Board of Governors of Argonne National Laboratory, a member of the Board of Trustees of Ithaka, the nonprofit organization that owns JSTOR, and is a Fellow of the American Academy of Arts and Sciences.

Schill graduated with an AB in public policy from Princeton University in 1980 and a JD from the Yale Law School in 1984.

Schill also holds a tenured faculty appointment in the University of Oregon School of Law.

UNIVERSITY OF OREGON PRESIDENTS

John Wesley Johnson	1876-1893
Charles Hiram Chapman	1893-1899
Frank Strong	1899-1902
Prince Lucien Campbell	1902-1925
Arnold Bennett Hall	1926-1932
Clarence Valentine Boyer	1934-1938
Donald M. Erb	1938-1943
Harry K. Newburn	1945-1953
O. Meredith Wilson	1954-1960
Arthur S. Fleming	1961-1968
Robert D. Clark	1969-1975
William Beaty Boyd	1975-1980
Paul Olum	1980-1989
Myles Brand	1989-1994
Dave Frohnmayer	1994-2009
Richard W. Lariviere	2009-2011
Michael Gottfredson	2012-2014
Michael H. Schill	2015-pres.



HISTORY

ALL-TIME HEAD COACHES

Coach	Years	Won	Lost	Tied	Pct.
Cal Young/J.A. Church	1894	1	2	1	.375
Percy Benson	1895	4	0	0	1.000
J.F. Frick	1896	2	1	0	.667
Joe Smith	1897	1	1	0	.500
Frank Simpson	1898-99	6	3	1	.650
Lawrence Kaarsberg	1900	3	3	1	.500
Warren Smith	1901, 1903	7	6	2	.533
Marion Dolph	1902	3	1	3	.643
R.S. Smith	1904, 1925	6	8	1	.433
Bruce Short	1905	4	2	2	.625
Hugo Bezdek	1906, 1913-17	30	10	4	.727
Gordon B. Frost	1907	5	1	0	.833
Robert Forbes	1908-09	8	4	0	.667
Bill Warner	1910-11	7	3	0	.700
Louis Pinkham	1912	3	4	0	.429
Shy Huntington	1918-23	26	12	6	.659
Joe Maddock	1924	4	3	2	.556

Coach	Years	Won	Lost	Tied	Pct.
John McEwan	1926-29	20	13	2	.600
C.W. Spears	1930-31	13	4	2	.737
Prink Callison	1932-37	33	23	2	.586
Tex Oliver	1938-41, 1945-46	23	28	3	.454
John Warren	1942	2	6	0	.250
<i>No Football Team</i>	<i>1943-44</i>				
Jim Aiken	1947-50	21	20	0	.512
Len Casanova	1951-66	82	73	8	.528
Jerry Frei	1967-71	22	29	2	.434
Dick Enright	1972-73	6	16	0	.273
Don Reid	1974-76	9	24	0	.273
Rich Brooks	1977-94	91	109	4	.456
Mike Bellotti	1995-08	116	55	-	.678
Chip Kelly	2009-12	46	7	-	.868
Mark Helfrich	2013-16	36	16	-	.692
Willie Taggart	2017-pres.	2	0	-	1.000
Totals	121 Years	641	489	46	.565

ALL-TIME ASSISTANT COACHES

A	
Ron Aiken	2013-16
Nick Aliotti	1988-94/1999-2013
Dick Arbuckle	1974-76
Marcus Arroyo	2017-pres.
Jerry Azzinaro	2009-12

B	
John Becker	1977-79
Mike Bellotti	1989-94
Carl Blackburn	1974
Alan Borges	1995
Bill Bowerman	1948-52
Jesse Branch	1972-73

C	
Gary Campbell	1983-2016
Norm Chapman	1967-71
Eric Chinander	2014-15
Andy Christoff	1977-82
Charles Clark	2017-pres.
Reanous Cochran	1957
Ralph Cole	1938
Max Coley	1959-68
Vaughn Corley	1939-41/1945-46
Anson Cornell	1942
Don Cortez	1975-76
Mario Cristobal	2017-pres.
Gary Crowton	2005-06

D	
Gene Dahlquist	1974-76

E	
Brad Ecklund	1958-59
Harry Ellinger	1926
Dick Enright	1970-71

F	
Dan Ferrigno	2001-05
Bob Foster	1998-99

Jerry Frei	1955-66
Scott Frost	2009-15

G	
Michael Gray	2005-08
Mike Gillhamer	2001-02
Steve Greatwood	1982-94/2000-16
Bob Gregory	1998-00

H	
Willard Hammer	1953-57
Gene Harlow	1951
Carl Heldt	1947
Mark Helfrich	2009-12
Keith Heyward	2017-pres.
Brady Hoke	2016
Ron Hudson	1977-78
Charles "Shy" Huntington	1918

J	
Michael Johnson	2017-pres.
Milt Jackson	1977-78
Ed Johns	1963-69

K	
Chip Kelly	2007-08
John Kitzmiller	1932-35
Dirk Koetter	1996-97

L	
Jim Leavitt	2017-pres.
Jerry Lillie	1949-50
Matt Lubick	2013-16
Andy Ludwig	2002-04

M	
Fred Malone	1979
John Marshall	1969-76
Robert Martz	1926-27
Bill Maskill	1983-87
Bob McClure	1949-50

Bob McCray	1977-81
Phil McHugh	1958-68
Johnny McKay	1950-58
Mike Mikulak	1937-40
Dick Miller	1947-48

N	
John Neal	2003-16

O	
Jack O'Brien	1930-31
Tom Osborne	1995-00/2007-16

P	
Don Pellum	1993-16
Chris Petersen	1995-00
Robin Pflugrad	2006-08
Donte Pimpleton	2017-pres.

R	
John Ramsdell	1983-94
Don Read	1972-73
Richard Reed	1927-28/36-37/45-46
Bill Reinhart	1924-25/1929-31
Frank Riggs	1929
Sam Robertson	1972-73
John Robinson	1960-71
Jack Roche	1951-70/1975-76
Robin Ross	1997-98/2001-04

S	
Joe Salave'a	2017-pres.
Joe Schaffeld	1974-97
Denny Schuler	1986-92
Ray Segale	1942
George Seifert	1967-71
Willie Shaw	1979
Eugene Shields	1929-37
Jim Skipper	1980-82
Bruce Snyder	1967-71
Steve Sogge	1972-76

Bart Spellman	1919-24
Lon Steiner	1956
Vern Sterling	1952-54
Ron Stratten	1968-71
Rich Stubler	1996-97
Bob Sullivan	1948-49

T	
Bill Tarrow	1977-96
Jeff Tedford	1998-01
Howard Tippet	1977-78
Bob Toledo	1983-88

V	
Manny Vezie	1941-42
Eugene Vidal	1926-27
Fred von Appen	1972-76

W	
Joe Wade	1972-74
Dave Walker	1980-85
John Warren	1935-41/1945-48
Charlie Waters	1995
Erik Widmark	1979-82
Boz Williams	1924-25
Ben Winkleman	1946
Raymond Woodie	2017-pres.

Y	
David Yost	2016

Z	
Frank Zazula	1947-48
Neal Zoumboukos	1980-06

ALL-TIME LETTERWINNERS

A

Abbey, William 1945-46-47
 Adams, Jim 1998-99-00-01
 Adams, John 1952
 Adams Jr., Vernon 2015
 Addison, Bralon 2012-13-15
 Adolph, D. 1927
 Afuvai, Darce 1996
 Aguirre, Marco 1997-98
 Agyeman, Kwame 2004-05-06-07
Aiello, Brady 2016
 Aiken, James Jr. 1948
 Aitkenhead, Greg 1984-85
 Akerman, Rich 1969-70-71
 Albright, Farrell 1952-53
 Ale, Leroy 1986-87-88-89
 Aleman, Cy 2000-01
Alie, Taylor 2014-15-16
 Allen, Chance 2013
 Allen, Devon 2014-15-16
 Allen, Derek 1994-95-96
 Allen, Jeff 1989-90-91
 Allen, Keith 2001-02-04
 Allison, Michael 1992-93
 Allman, Howard 1951
 Alonso, Kiko 2009-11-12
 Alstock, Francis 1921
 Alston, Jr., Remene 2007-08-09-10
 Altenhofen, Greg 1958-59
Amadi, Ugo 2015-16
 Amato, Tony 1935-36-37
 Amundson, Allan 1999-00-01-02
 Amunsen, Fred 1914
 Anderson, Anthony 2010
 Anderson, Bob 1948-49-50
 Anderson, Christian 1993-94-95-96
 Anderson, Jim 1970-71
 Anderson Kevin 1978-79
 Anderson, Louis 1923-24-25
 Anderson, Maurice 1971-72-73
 Anderson, Robert 1945
 Anderson, Ron 1959-60-61
 Anderson, Stan 1917-18-19
 Anderson, Steve 1937-39
 Anderson, Ted 1951-52-53
 Anderson, Thurman 1969-70-71
 Anderson, Williams 1945
 Andrews, Justin 2003-04-05
 Andrews, Mark 1968-69-70
 Angell, H.D. 1898-99
Apelu, Kaulana 2015-16
 Arbuckle, Dick 1959-60
 Arca, Ron 1979
 Archer, Dan 1965-66
 Archer, Sam 1986-88
 Archer, Woodward 1928-29
 Armendariz, Mike 1998
 Armstead, Arik 2012-13-14
 Armstrong, Karrington 2011-12-13
 Arnold, LeFrancis 1971-72-73
 Arnspiger, O. 1905-06-07
 Arriaran, Jim 1978-79
 Arroyo, Jose 2001-02

Aschbacher, Darrel 1957-58
 Ashcom, Richard 1940-41-42
 Asher, Jeremy 1992-93-94-95
 Ashworth, Robert 1951
 Asper, Mark 2008-09-10-11
 Atiyeh, Victor 1942
 Atkins, Joshua 2003
 Austin, Charles 1954-55-56
 Austin, Jeff 2000
 Ava, Isaac 2012-13-14

B

Baack, Steve 1980-81-82-83
 Babb, Mike 1978-79-80
 Babbs, O.B. 1991-92
 Bachtold, Paul 1977-78
 Back, W. 1934
 Bacon, John 2006-07-08
 Baguio, Joe 1990-91
 Bailey, E.F. 1912
 Bailey, Ken 1923-24-25
 Bailey, Orville 1930-31-32
 Bailey, Steve 1970-71
 Bailey, Troy 1992-93-94-95
 Bain, Lu 1961-62-63
 Bair, Brandon 2007-08-09-10
 Bair, Stetzon 2013-14
Baker, Gary 2016
 Balducci, Alex 2012-13-14-15
 Baldwin, Bob 1994-95-96
 Bandison, Romeo 1990-91-92-93
 Barber, Manning 1952
 Barber, Merritt 1952
 Barker, Brent 1996-97-98-99
 Barker, Gary 1997-98-99-00
 Barner, Kenjon 2009-10-11-12
 Barnes, Derrick 1993-94-95-96
 Barnes, Emery 1950-52-53
 Barnes, Eric 1992-93
 Barnes, Lew 1983-84-85
 Barnes, Mike 1966
 Barnett, Steve 1960-61-62
 Bartels, Bob 1942
 Bartholemy, Wayne 1946-47-48
 Bartlett, Ken 1914-16
 Bassett, Bob 1985-86
 Bassett, Kenny 2012-13-14
 Bates, Jackie 2004-05-06
 Bates, Ralph 1930
 Bates, Willie 1951
 Battle, Larry 1971
 Bauer, Greg 1974-75-76
 Bauge, Paul 1959-60-61
 Bauman, Rashad 1997-98-00-01
 Bausley, Dondre 1989
 Bautista, James 1988-89-90-91
 Baylis, Evan 2013-14-15-16
 Beard, Rob 2009-10-11-12
 Beck, Gary 1977-80-81
 Beckett, Josh 1998-99
 Beckett, J.W. 1913-14-15-16
 Beekley, Bruce 1976-77-78
 Belden, Matt 1994

Belisle, Mike 2001
 Bell, George 1946-47-48-49
 Bellotti, Luke 2007
 Bennett, Bryan 2011-12
 Bennett, George 1974-75-76
Benoit, Kani 2015-16
 Bentley, Arleigh 1936-37
 Benyard, Everett 2011-12-13
 Berg, Art 1917-18-19
 Berg, Ron 1962-63
 Berkich, Mike 1978-79-80-81
 Berrie, Leonard 1952-53
 Berry, Bob 1962-63-64
 Berry, Chandler 1936
 Berry, John 1939-40
 Berry, Latin 1986-87-88-89
 Berwick, Jim 1946-47-48
 Beyer, Tim 1976-77-78
 Bidings, E.R. 1898
 Bidwell, Josh 1995-96-97-98
 Billups, Harry 1979-81-82-83
 Binns, Marques 2002-03-04
 Birden, J.J. 1984-85-86-87
 Bisharat, Charles 1979-80
 Bishop, C.K. 1932-33
 Bishop, C.M. 1897-98-99
 Bishop, Richard 1934-35
 Bittner, Stephen 1969-70-71
 Bjork, Delbert 1934-35-36
 Blackman, Thomas 1936
 Blackwell, Howard 1990
 Blake, Merle 1918-19
 Blakey, Mike 1985-86-87-88
 Blanchard, Tom 1967-69-70
 Bland, Todd 1982-83-84-85
 Blasher, Willie 1977-78
 Blatchey, Ray 1942
 Bledsoe, Gordon 1979-80-81
 Blenkisop, Robert 1938
 Bliss, Jackson 1923-24-25
 Blount, LeGarrette 2008-09
 Boatright, Scot 1987-88-89-90
 Bobbitt, Howard 1932-33
 Bodner, Steve 1940-41-42
 Boice, Jed 1997-99-00
 Bolliger, Mike 1971-72-73
 Bond, Deane 1945
 Bondelie, Ken 1974
 Bonney, J. 1895
 Boqua, Bud 1948-49
 Borba, Tony 1985-86
 Borchert, William 1941
 Bowerman, William 1931-32
 Bowie, Bud 1990-91
 Boyd, Frank 1940-41
 Boyd, Jerome 2005-06-07-08
 Boyett, John 2009-10-11-12
 Bracher, Charles 1936-37-38
 Braddock, Robert 1935-36
 Bradley, Chuck 1971
 Bradshaw, Robert 1912-13
 Brandenburg, Everett 1918-19
 Branson, Jeff 1994-96

Brantley, Peter 1987-88-89-90
 Brauner, Bill 1968-70
 Braid, Dennis 1937
Breeland, Jake 2016
 Brenn, Bruce 1956-57
Brenner, Doug 2014-15-16
 Brethauer, Monte 1950-51-52
 Brewer, Matt 1995-96
 Briedwell, Paul 1913
 Brock, Matt 1985-86-87-88
 Brooks, Brady 1989
 Brooks, Todd 1999
Brooks-James, Tony 2015-16
 Brosterhouse, Greg 1971
 Brosterhouse, Jon 1978-79-80-81
 Brothers, Bob 1988, 1990-91
 Brouchet, Steve 1975-76
 Brown, Andiel 2006-07
 Brown, Ben 1960-61
 Brown, Brian 1990-91-93
 Brown, Dick 1946
 Brown, Don 1982-83-85-86
 Brown, Donald 1942
 Brown, Eugene 1972-73-75-76
 Brown, Jalen 2015-16
 Brown, Jerry 1996-98
 Brown, John 1955-56
 Brown, Mark 1986
 Brown, Pharaoh 2012-13-14-16
 Brown, Reggie 1980-81
 Brown, Rutherford 1920-21-22
 Brown, Steve 1979-80-81-82
 Browne, Al 1929
 Bruce, Mickey 1960-61
 Brundage, Mike 1964-65-66
 Brust, Ray 1996-97-99
 Bryan, Rudy 1976-77-78
 Bryant, Kenny 1977-78
 Bryant, Raymond 1913-15
 Bryson, R.S. 1895-96
 Buckner, DeForest 2012-13-14-15
 Buettner, Steve 1969-70-71
 Buller, John 1966
 Bullock, Dennis 1976-77
 Bunker, Steve 1964-65-66
 Burke, J.O. 1924
 Burlison, Paul 1961-63
 Burnell, George 1926-27-28
 Burnett, Len 1958-60
 Burns, Ken 1981
 Burwell, Sean 1990-91-92-93
 Busch, Louis 1946
 Bussey, Mark 1981
 Butkovich, Louis 1940
 Butterfield, Ben 2011-12-13
 Butterfield, Brian 2008-09-10
 Butts, Jeff 1974-75-76
 Byler, Horace 1922
 Byrd, Desmond 1994-95-96-97
 Byrd, Jairus 2006-07-08
 Byrne, John 1982-83-84-85

ALL-TIME LETTERWINNERS

C

Cabrera, D.J. 1991-92-93-94
 Cabs, Ed 1991
 Cadenasso, Don 1963
 Cadenasso, Jim 1938-39
 Cafferty, Tom 1976-77
 Calderwood, James 1949-50
 Callier, Michael 1999-00
 Callison, Everett 1961
 Callison, Prink 1920-21-22
 Campbell, Cogs 1922-23
 Campbell, Leroy 1951-54
 Canfield, Wallace 1913-14
 Carey, Jordan 2003
 Carey, Robert 1950
 Cargill, Duane 1960-61-62
Carlberg, Drayton 2016
 Carlson, Pete 1972
Carew, Tanner 2014-15-16
 Carriger, Cody 2013-15-16
 Carrington II, Darren 2014-15-16
 Carson, Tra 2011
 Cartales, Harry 1964-65-66
 Carter, Clarence 1925-26-27
 Carter, Ken 1972-73
 Carter, Ross 1934-35
 Carter, Ross 1964-66
 Carter, Shirley 1929
 Casey, Tim 1963-64-65
 Cash, Theodore 1951
 Cashin, Carl 1975-76
 Cason, Wendell 1981-82-83-84
 Cassell, Rahim 2012-13
 Castle, Brian 1980-81-82
 Castle, Eric 1989-90-91-92
 Causey, Don 1963
 Cavaille, Rory 2006-07-08-09
 Celotto, Tonio 2007-08
 Cespedes, Jan 1986-87
 Chambers, Corey 1999-00-01-02
 Chance, Chad 1998-99
 Chandler, B. 1908
 Chandler, Ben 1910-11-12
 Chandler, W. 1906
 Chapman, Norm 1955-56-57
 Chapman, T.J. 1918-19
 Chapman, W.H. 1921-22-23
 Chappell, George 1928
 Cheney, Erik 2003
 Cherry, Tony 1984-85
 Cheuvront, Aaron 1998
 Chriss, Mike 1974-75-76-77
 Christensen, Dave 1983
 Christensen, George 1928-29-30
 Chrobot, Ed 1947-48-49
 Churchill, Jim 1975-76
 Chung, Patrick 2005-06-07-08
 Clanton, Ryan 2011-12
 Clark, Dan 1977-78
 Clark, Jack 1964-65
 Clark, Mario 1972-73-74-75
 Clark, Zac 2009-10
 Clarke, Dudley 1907-08-09

Clarke, H. 1931-32-33
 Clay, Dennis 1980-81-82
 Clay, Michael 2009-10-11-12
 Clayton, Stephen 2001-02-03
 Clemens, Delmer 1950
 Clemens, Kellen 2003-04-05
 Clerin, Hugh 1921
 Clesceri, Joe 1959-60
 Clifford, Kealii 1991
 Clough, Rich 1977-78
 Cobb, Charley 1970
 Cochran, Reanous 1954-55-56
 Coddling, Clarence 1934-35
 Codson, R.M. 1980
 Cody, Nick 2009-10-11-12
 Colbert, Austin 1928-29-30
 Coleman, Donald 1978-79
 Coleman, George 1971-72-73
 Coleman, J.R. 1895-96
 Coleman, Lionel 1969-70
 Coleman, Tyson 2012-13-14-15
 Coles, LaSalle 1928
 Collins, Brian 1992-93-94-95
 Collins, LaCorey 1997-99-00
 Collinsworth, David 1989-90-91-92
 Colvin, Cameron 2004-05-06-07
 Conner, Andy 1988-89-90-91
 Conners, Jack 1972-73
 Cook, George 1917-18-19
 Cook, Melvin 1975-76-77
 Cook, Sam 1913-15
 Cook, Sonny 1999-00
 Cooper, Jason 1997-98-99
 Cooper, Tim 1985-86-87
 Core, Grant 1983
 Corey, Buck 1961-62-63
 Cornell, Anson 1913-15-16
 Cosgrove, Chris 1978-79-81-82
 Cossman, Jim 1914-15-16
 Costa, Nate 2009-10
 Cota, Chad 1991-92-93-94
 Cotton, Al 1998-99
 Couch, Ray 1917-18-19
 Countryman, Jack 1950
 Covington, Jerome 1978-79
 Coyle, David 1995
 Crabtree, Jack 1955-56-57
 Crabtree, Tom 1955-56
 Cramer, Mark 1974-75-76-77
 Crenshaw, Andre 2006-07-08-09
 Cress, Scott 1965-66-67
 Crish, Tony 1940-41-42
 Crites, Ronald 1945
Crosby, Tyrell 2014-15-16
 Crowell, Dean 1914-15-16
 Crowley, Rich 1967
 Crowston, Kyle 1991-92
 Crump, David 1995-96
 Cuffel, Hal 1950
 Cullen, Sean 2007
 Culligan, Kevin 1973-74-75
 Culp, David 1983-84
 Culwell, Val 1940-41-42

Cumberlander, Gus 2016

Cummins, Jeff 1990-92
 Cunningham, Gunther 1966-67-68
 Cuppoletti, Bruno 1932-33
 Curran, Tom 1991-92-93
 Currie, George 1930
 Curtis, Lynn 1951
 Cusano, David 1986-87-88-89
 Cuttrel, Dave 1994

D

Daich, Austin 2014-15
 Dairy, Rory 1988-89-90
 Dale, Derrick 1976-77-78
 Dalglish, D. 1918-19
 Daly, Dan 1977
 Daly, Chip 1994-95-96-97
 Daly, Seaton 1994-95-96-97
 Dames, George 1966-67-68
 Daniel, T.J. 2012-14-15-16
 Daniels, Chester 1948
 Daniels, Gary 2001-02
 Daniels, Reggie 2013-14-15-16
 Daniels, Roger 1956-59
 Daniels, Samuel 1949-50
 Dargan, Erick 2011-12-13-14
 Daugherty, Richard 1950
 Davenport, Richard 1951
 Davis, Don 1977-80-81
 Davis, Drew "D.J." 2007-08-09-10
 Davis, Gary 1964-65
 Davis, Ken 1971-72-73
 Davis, Keith 1971-72-73
 Davis, Robert 1940-41-42
 Davis, Sharrod 2005
 Davis, Todd 1970
 Day, J. 1923
 Day, Tim 2002-03-04-05
 Deadwiler, Derrick 1992-93
 Dean, Lowell 1962-63-64
 DeBisschop, Bobby 1983-84-85-86
 DeCoursey, Keith 1947-48
 Deeds, Cameron 1942
 DeGroote, Tim 1992
 DeLaGrange, Michael 2002-03-04
 Del Biaggio, Bill 1960-61-62
 Delaney, Chad 2011-12-13
 Delegato, Mike 1978-79-80-81
 DeLeon, Pat 1989
 Dennis, Kirk 1986-87-88
 Denton, Carl 1911
 DePalo, Ryan 2004-05-06-07
 Deskin, C. 1945
 Devaney, Dan 1983-84-85-86
 DeVarona, Dave 1965
 DeVries, Stefan 1996-97-98
 Dickson, Ed 2006-07-08-09
 Diederichs, George 1950-51-52
 DiFonzo, Mike 1992-93
 Dills, W. 1925
 Dion, Terry 1977-78-79
 Dittman, David 2004
 DiVincenzo, Mike 2009

Dixon, Dennis 2004-05-06-07
 Dixon, Dick 1960-61-62
 Dixon, Homer 1925-26-27-29
 Dixon, Issac 2012-13
 Doerr, Kurtis 1999-00
 Doman, Sam 2010
 Donahue, John 1928-29-30
 Donnell, Gerald 1935
 Donnelly, Steve 1972-73-74
 Donnerberg, Joe 1994-95-96
 Donovan, Dennis 1937-38-39
 Donovan, Walter 1945-46
 Dorning, Dale 1983-84
 Dorsey, Quinn 1999-01-03
 Dotur, Steve 1947-48-49
 Dougherty, Lee 1949-50
 Douglass, Doug 1988-89-90-91
 Doxey, Todd 2007
 Dozier, Eric 1989-90
 Dragich, Matt 2005
 Drake, Bill 1969-70-71
 Dresser, James 1978-79
 Drougas, Tom 1969-70-71
 Droughns, Reuben 1998-99
 Dudley, G. 1917
 Duffy, E.J. 1982-83-84-85
 Dugan, George 1942-46
 Dukes, Craig 2002
 Duman, Les 1974-75-76
 Dungy, Eric 2011-12-13
 Dunham, Harold 1950-51-52
 Dunlap, William 1941-42
 Dunmore, Oshay 2013
 Dunn, Bobby 2013
 Dunning, Elliott 1984-87
 Durando, Tim 1977-78-79
 Durbin, Dan 1973
Dye, Troy 2016
 Dyer, Roy 1939-40-41
 Dykes, Curt 1988-89

E

Eagle, Alex 1932-33-34
 Eaglin, Ray 1965
 Earl, V.D. 1901-02-03-04-05
 Earle, Garrett 1978-80
 East, Kaon-Jabbar 1995-96
 Eastburn, Greg 1976
 Ebanes, Dane 2011-12
 Ebert, Jared 2013
 Ecklund, Brad 1946-47-48
 Edmundson, J. 1896
 Edwards, Alfred 1950
 Edwards, Eric 1995-96-97-98
 Edwards, F.A. 1899
 Edwards, H. 1945
 Edwards, Terrell 1990-91-92
 Edwards, Thomas 1950-51
 Ehret, Frank 1974
 Eichinger, Jon 1986-87
 Ekpre-Olomu, Ifo 2011-12-13-14
 Eldart, Don 1950
 Ell, Roy 1940

ALL-TIME LETTERWINNERS

Elliott, Charles 1941-42-46
 Elliott, Eric 1984-85-86-87
 Elliott, Thomas 1952
 Ellis, Tim 1980-81-82
 Elms, Arlan 1964-65-66
 Elshire, Erik 2006-07
 Elshire, Neil 1978-79
 Emami, Arash 1997
 Embry, Garrett 2008-09
 Emmons, Frank 1937-38-39
 English, Pat 1978-79-80
 Engstrom, John 1935-36
 Erdley, John 1929-39-31
 Erickson, Leroy 1942
 Ermini, Larry 1975-76
 Ervin, Carl 1950
 Estes, W. 1934-35-36
Eugenio, Casey 2016
 Euscher, James 2012
 Eustace, Alan 1971
 Evensen, Matt 2005-06-07-08
 Evenson, Jim 1967

F

Faaeteete, David 2004-05-06-07
 Farmer, Teddy 1974
 Farrar, Edward 1934-35-36
 Farris, J.R. 1912
 Farwell, Joe 1989-90-91-92
 Favroth, Charles 2002-03-04
 Feeley, A.J. 1999-00
 Fell, Bill 1959
 Fenton, Carl 1910-11
 Feola, Craig 1976-77
 Fergus, Scott 1998-99
 Ferras, Blake 2008-09
 Ferry, Vince 1990-91-92
 Ficco, Randy 1977-78
 Fife, Jason 2002-03
 Figoni, Jim 1970-71-72
 Figueras, Jaiya 1994-95-96-97
 Figures, Joe 1978-79-80-81
 Filipe, Victor 2004-05
 Finicle, Tim 1979-80
 Finley, James 2005-06
 Finzer, Phil 2001-02
 Fish, Dave 1957-58
 Fisher, Jake 2011-12-13-14
 Fitchett, Monte 1961-63
 Fitzgerald, John 1987-88-89-90
 Fitzgerald, Paul 1985
 FitzPatrick, Devin 1985-86-87-88
 Flanagan, Shawn 2003-04
 Fletcher, Michael 1996-97-98-99
 Fletcher, Stephen 1929-30
 Flint, Morgan 2008-09
 Floberg, Matt 2001-02-03
 Fluke, Dave 1963
 Fooladi, Manoochehr 1971
 Ford, Dwight 1979-80-81-82
 Ford, J. 1899
 Forde, Ayele 2011-12-13-14
 Forer, Max 2009-10

Forsta, Eril 1929-30-31
 Forster, Joey 2000-01-02
 Foskett, Bob 1965-66
 Foskett, William 1936-36-38
 Fouts, Dan 1970-71-72
 Fouts, Mike 1976
 Fox, Trevor 2012
 Francis, Russ 1972-73
 Frankel, Josh 1997-99-00
 Franklin, Jim 1967-68-69
 Frary, Howard 1946
 Fraser, Sandy 1957-58-60
 Frease, Don 1969-70-71
Freeman, Royce 2014-15-16
 Freiter, Zack 1998-99-00-01
 French, Christian 2012-13-14-15
 French, Gilbert 1929
 Freeman, Dave 1972-73-74
 Freissel, F.M. 1905
 Frizzle, P.T. 1902-03
 Frye, Gardner 1932-33-34
 Fury, Con 1933-34
 Fury, Patrick 1936

G

Gaechter, Mike 1961
 Gaffney, Walter 1953-54
 Gagnon, Roy 1932-33-34
 Gaiser, Rich 1982-83-84
 Gammon, David 1936-38
 Garrett, Dobie 1914-15-16
 Garrett, Kevin 2006-07
 Garrett, Tommy 1974-75
 Garrity, Mike 2014
 Garza, Dan 1946-47-48
 Gassner, Dennis 1967-68-69
 Gaulden, Richard 1949
 Gebhardt, Ted 1937-38
 Gee, Leighton 1931-32-33
 Geiger, Roy 1976-77
George, Elijah 2016
 Gibbs, Jeremy 2006-07
 Gibbs, Ross 1980-81
 Giblisco, Jack 1949
 Gibson, Cliff 1980-81-82
 Gibson, Dave 1948-49-50
 Gibson, Greg 1974-75
 Giesecke, Ted 1932
 Gilbert, Gary 1986-87-88
 Gildon, Anthony 2007-09-10-11
 Gilliam, Ryan 2004
 Gillis, G. 1945
 Giovanini, Nello 1936-37-38
 Gipson, Aaron 2002-03-04-05
 Gipson, Ronnie 1994-95-96
 Glasper, Willie 2006-07-08-09
 Glass, Leland 1969-70-71
 Gleason, Jack 1967-68-69
 Goldsmith, Vince 1977-78-79-80
 Golka, Darrin 1985-86
 Golpashin, Ramsen 2010-11
 Goodin, F. 1935
 Gooding, Bert 1924

Gould, Cotter 1926-27-28
 Gould, Ron 1987
 Grady, Scott 2009-10
 Gragg, Jon 1976-77
 Graham, Garret 2000-01-02
 Graham, Tom 1969-70-71
 Gram, H.B. 1921-22
 Grant, Reggie 1975-76-77
 Grasu, Hroniss 2011-12-13-14
 Gray, Michael 1981-82
 Graybeal, Jay 1937-38-39
 Grayson, Dave 1958-59-60
 Graziani, Tony 1994-95-96
 Greatwood, Steve 1977-78-79
 Green, Bob 1969-70-71
 Green, Bobby L. 1972-73-74-75
 Green, Rod 1986-87
 Greenley, Charles 1952-53-54
 Greer, Tony 1927
 Gregg, Mark 1993-94-95-96
 Greig, Mana 2010-11-12-13
 Griffin, Clifford 1941-42-46
 Griffin, Damon 1994-95-96-98
Griffin, Taj 2015-16
Griffin, Ty 2015-16
 Grossi, Tony 1984
 Grosz, Dave 1958-59-60
 Grote, Kent 1966-67-68
 Grottkau, Bob 1956-57-58
 Grover, Paul 1957-58
 Gumina, Pete 1957
 Gundy, Lee 1997-98-99-00
 Gunther, Keith 1977
 Guy, Tim 1971-72-73
 Gydesen, Todd 1989-90-91

H

Haake, Chris 1974-76
 Haberly, Brent 2005-06
 Hagemeyer, Josh 2003
 Hagen, Leslie 1948-49
 Hagen, M.C. 1926-27-28
 Hagen, Ryan 2011-12-13
 Hagerty, Ed 1978-79-80-81
 Haggerty, Ancer 1963-64-65
 Haines, Dustin 2010-11-12-13
 Hale, Tom 1956
 Haliski, Chester 1939-40
 Hall, Collin 1989-90
 Hall, Elmer 1910-12-13
 Hall, Marion 1930
 Halt, Earl 1951
 Halverson, Brad 1968-69
 Hammond, R.B. 1905
 Hammond, T. 1899
 Hampton, Kwante 1982-83
 Hamstreet, Matt 1977
 Hanable, Brian 1988-89
 Hanna, Brandon 2009-10-11
Hanson, Jake 2016
 Hanspard, Jermaine 1999-00
 Harden, Harold 1926-27
 Hardin, Steve 1991-92-93-94

Hardrick, Rodney 2012-13-14-15
 Hardy, Ron 1990-91-92
 Hargain, Tony 1987-88-89-90
 Harper, Chris 2008
 Harper, James 1984-85-86-87
 Harper, Matthew 2006-07
 Harrington, Joey 1999-00-01
 Harrington, John 1967-68-69
 Harris, Cliff 2009-10-11
 Harris, Hymie 1939-46
 Harris, Jim 1939-40
 Harris, Ra'Shon 2005-06-07-08
 Harris, Ronnie 1990-91-92
 Hart, Taylor 2010-11-12-13
 Harter, Scott 1986
 Hartley, Tony 1996-97-98-99
 Haskins, Robb 1964-65
 Hathaway, M. 1945
 Hatton, H. 1929
 Haugum, Dan 1970-71
 Havili-Heimuli, Ricky 2010-11-12-13
 Hawk, Bob 1969
 Hawkins, Brian 1987
 Hawkins, Daryle 2010-11-12-13
 Hay, Duncan 1967
 Hay, Kirk 1968-69
 Hayden, Henry 1931
 Hayes, Liam 1989-90
 Haynes, David 1976-77
 Haynes, Donald 1997-98
 Haynes, Gerald 1979-81
 Heamish, Masi 1997-98
 Heard, Bob 1957-58
 Heard, Eddie 2015
 Hearn, Stan 1968-69
 Heberlein, Jim 1972-74
 Heckman, Rob 1989
 Hedgepeth, Donald 1951-52-53
 Hedges, Keith 1967-68
 Hegarty, Matt 2015
 Helfrich, Pat 1965-66
 Henderson, Jack 1975-76-77
 Hendrickson, Lynn 1966-67
Herbert, Justin 2016
 Herd, Greg 1971-72-73
 Herman, Doug 1981-82-83-84
 Heron, Lachlan 1965-66
 Herr, Steve 1971
 Herron, Dale 1960
 Heusner, William 1912
 Hickey, Chuck 1976-77
 Hicks, Clifford 1985-86
 Hicks, Kevin 1982-83
 Hickson, Dave 1973
 Higbee, Jeff 1972
 Hilbert, Steve 1967-68
 Hildreth, Omri 1966-67-68
 Hilfiker, John 1955
 Hill, Dana 1982
 Hill, Francis 1929
 Hill, Larry 1961-62-63
 Hill, Tony 1982-84-85
 Hill, Troy 2011-12-13-14

ALL-TIME LETTERWINNERS

Hillstrom, Spike 1955-56
Hines, Burton 1949
Hinkle, Bryan 1977-78-79-80
Hirbolt, F. 1894-96
Ho-Ching, Herman 1998-99

Hodge, Jibri 1995-96
Hodgen, Beryl 1925-26-27
Hodges, Cecil 1951-52-53
Hoffman, Bill 1976-77-78
Hoffman, Justin 2009-10-11-12
Hogensen, Greg 1978-79-80-81
Holcomb, Ben 1947-48
Holden, William 1913
Holeman, Emile 1950
Holland, Barney 1952-53
Holland, Jamere 2008-09
Holland, Marlan 1956-57-58
Hollins, Justin 2014
Holman, Scott 1984-85
Holmes, Garrett 1985-86
Holmes, Jordan 2007-08-09-10
Holt, Donald 1952-54
Holub, Thad 1990

Honeycutt, Michael 1978-79
Hoopaugh, Michael 1990
Horne, Richard 1939-40
Horton, Derek 1986-87-88-89
Horyna, Larry 1963
Hosey, Devon 1990-92

Hotchkins, A.J. 2016

Howard, Martin 1920-21
Howell, Drew 2010-11-12-13
Howington, Heath 1991-92-93
Howry, Keenan 1999-00-01-02
Hucko, Jacob 2005-06-07-08
Hudetz, Bob 1980-82-83-84
Hudnell, Ricardo 1976-77-78
Hudson, Jim 1975-76
Huff, Josh 2010-11-12-13
Hug, C.W. 1904-05-06
Hughes, Bernie 1931-32-33
Hughes, Samuel 2002-04
Hulbert, Ed 1983-84-85-86
Hull, Larry 1949-50
Hunt, Cameron 2013-14-15-16
Hunt, John 1917-18-19
Hunt, Rick 1987-88-89
Hunt, Ron 1972-73-74-75
Hunter, Eric 1987
Huntington, C.A. 1914-15-16
Huntington, Shy 1914-15-16
Huntington, Hollis 1916-18-19
Hurd, L.C., 1905-06-10
Hurney, Andrew 1934-35
Hurst, Bill 1974-75
Husk, Ronald 1937
Husko, Chris 1986-87-88
Huston, Joseph 1935-36-37
Huston, O.B. 1910

I

Ihenacho, Glen 2015
Imwalke, Dick 1961-62-63

Inman, Jerry 1964-65
Irvin, Tyrell 2009-10
Isberg, Leonard 1939-40
Iverson, Duke 1940-41-42-46
Ivory, Jim 1970

J

Jackson, Alan 1983
Jackson, Brian 2010-11-12-13
Jackson, Bryant 1993-94-95-96
Jackson, Curtis 1978-79-80
Jackson, Dennis 1961
Jackson, Eugene 1991-92-93-95
Jackson, Morris 1940-41
Jackson III, Talmadge 2007-08-09-10
Jackson, Terrell 2005
Jackson, Titus 2006-07-08-09
Jacobberger, Francis 1918-19-20
Jacobberger, Vince 1919
Jacobson, Erling 1938-39-40
Jacobson, Leif 1935-36
Jacques, James 1952
Jakway, B.S. 1899-1900
James, Dick 1953-54-55
James, LaMichael 2009-10-11
James, Mark 1980-81
Jamison, Homer 1910
Janis, Jhet 2016
Jaraczski, Jeff 1981
Jelks, A.J. 1994-95-96-97

Jelks, Jalen 2015-16

Jensen, Bjarne 1986-87-88-89
Jensen, Bruce 1975-76-77
Jensen, Paul 1992-93-94-95
Jensen, Roy 1937-38-39
Jenson, Steve 1983-84
Jesse, N. 1929
Jessie, James 1991-92
Jodoin, Mike 1971-72-73
Johannsen, Eric 1994
Johnson, Ben 1952
Johnson, Brian 1999-00
Johnson, Bruce 1970-71
Johnson, Carl 1924-25-26-27
Johnson, DeWayne 1945-47-48-49
Johnson, Don 1972-73-74-75
Johnson, Eric 2002
Johnson, Harry 1953-54-55
Johnson, Jeremiah 2005-06-07-08
Johnson, Jim 1976-78
Johnson, La'Daria 1980-81-82-83
Johnson, Marvin 2007-08-09-10
Johnson, Michael 1981
Johnson, Mike 1968-69-70
Johnson, Pat 1994-95-96-97
Johnson, R. 1929
Johnson, Ray 1962-63
Johnson, Roger 1940
Johnson, Ron 1983-84-85
Johnson, Steve 1980-81-82
Johnson, Swede 1945-47-48-49
Johnson, Terry 1922
Johnson, Ward 1921-22

Johnson, Wayne A. 1974-75
Johnson, Wayne L. 1951-52
Johnstone, Tyler 2012-13-15
Joiner, Tamoni 1997-98-99
Jollymour, Doug 1979-80-81
Jones, Anthony 1989-90-91-92
Jones, Buddington 1933-34-35
Jones, Cleveland 1959-60
Jones, Derrick 2007
Jones, Dwayne 1991-92-93-94
Jones, Ernest 1990-91-92-93
Jones, J.E. 1912
Jones, Josh 2000
Jones, Lynn 1925-26-27
Jones, Ron 1961-62-63
Jones, Steve 1966
Jones, Terrance 1979-80-81-82
Jordan, Dion 2009-10-11-12
Jordan, Lin 1922
Jordan, Reggie 1993-94-95-96
Jorgensen, Mike 1981-82-83-84
Josephson, Jim 1960-61-62
Judge, Doug 1982-83-84-85
Jumper, Brandon 1988-90-91
Jurich, Jerry 1976

K

Ka'ai, Koa 2012-13-15
Kaanapu, Todd 1987-88-89-90
Kaddu, Josh 2008-09-10-11
Kafovalu, David 2012-13
Kaiser, C.E. 2007-08-09-10
Kam, Justin 2009
Kamalani, Keloni 2010-11
Kaminski, Dale 1976-77-78
Kamp, Sam 2012-13-14
Kane, Rick 1973-74
Kanehe, Milt 1962-63
Kantola, Steve 1967-68-69
Karnofski, Raymond 1949-50-51
Katz, Dan 1998-99-00
Kauffman, John 1945-46-47
Kaumatule, Canton 2015-16
Kaumeyer, Thom 1987-88
Kause, Dan 2003-04-05-06
Kaylor, Craig 1981-82-84
Kearns, Bert 1924-25-26-27
Kearns, Mark 1986-87-88-89
Keele, Tom 1957-58-59
Keeling, Ryan 2005-06-07
Keene, C.W. 1895
Keeney, Robert 1926-27
Keeter, Mike 1990
Kelemen, Ngalu 1989-90
Keliikipi, Wade 2010-11-12-13
Keller, Dennis 1962-63-64
Keller, John 1954
Kelley, BJ 2012-13
Kellogg, Jeff 1975-76
Kellogg, R.N. 1909-10-11-12
Kemp, Steve 1989-90
Kempt, Cody 2007
Kendall, Jeff 2005-06-07-08

Kennybrew, Adam 1999-00
Kennedy, Donald 1936-37
Kennedy, Michael 1978
Kent, Jerry 1991-92
Kent, Jordan 2005-06
Kerney, Reggie 2003
Kerr, Johnny 1974
Kerron, S.M. 1904-05
Kershner, Jerry 1955-56-57
Kessler, Michael 1978-79
Kessler, Shane 1990
Keyes, A.K. 2000-01
Kimbrough, Alden 1957-58-59
King, Eugene 1982-83
King, George 1920-21-22
Kirtley, E. 1923
Kish, Mike 1966-68-69
Kitzmiller, John 1928-29-30
Klaasen, Ryan 1995-96-97
Kleffner, Steve 1976-77-78
Klein, Harold 1978
Klein, Ken 1965-66
Klews, Michael 1994-97-98
Knebel, Robin 2002-03-04
Knickrehm, Gus 1949-50
Knowles, Aaron 2005-06
Knox, R.R. 1896-98-99
Koch, Robert 1941-46-47
Koker, Tony 1991-92
Kollias, Louis 1951
Kollmann, Jim 1964-65-66
Kostka, Stan 1932
Kozak, Kyle 1987-89
Kozak, Scott 1985-86-87-88
Kubitz, Jeff 1979-80
Kufferman, Merritt 1941-42
Kunzman, Todd 1987-88-89
Kuykendall, D. 1896-97

L

LaBounty, Matt 1988-89-90-91
Lacau, Jean 1936
Lackaff, Fred 1975-76
LaCoste, Jarret 2016
Lainhart, Porter
Laiolo, Kim 1969-70
Laird, Charles 1952-53
LaMar, Ralph 1974
Lance, Larry 1937-38
Lane, Jack 1954
Larkin, Matt 2006-07-08
Lassalle, Dale 1935-36-37
Latham, Hugh 1920-21-22-23
Latimer, Derien 1996-97-98-99
Latourette, E.C. 1910-11-12
Latourette, J.H. 1904-05
Laudenslager, Don 1957-58-59
Laudenslager, Gayle 1962
Laughlin, Barkley 1922
Laughlin, Pete 1977-78
Lawler, Ken 1978
Lawrence, Bob 1965-66-67
Lawson, Russell 1987-88-89

ALL-TIME LETTERWINNERS

Leaf, Brady 2004-05-06-07

Leavitt, H. 1925

Lee, Clyde 1941

Lee, Todd 1982-83

Leiato II, Fotu 2015-16

Leicht, Jake 1945-46-47

Leighton, Tim 1973-74-75

Lemieux, Shane 2016

Lemons, Brent 1975

Leslie, Earl 1919-20-21

Leslie, Keith 1917-18-19

Leupold, Chris 1986-87-89

Lewis, Danté 1993-95

Lewis, Delton 1970

Lewis, Javes 2008-09-10

Lewis, Keith 2000-01-02-03

Lewis, Malachi 2007-08-09-10

Lewis, Mark 2005-06-07-08

Lewis, Reggie 1972-73

Lewis, Tom 1968-69

Lewis, Woodley 1948-49

Lewman, Chris 1998

LiaBraaten, Nate 2003-04-05

Lightfoot, Dave 1971

Lillie, Jerome 1928-29-30

Linden, Jim 1956-57-58

Lindsey, Greg 1968, 72-73

Line, Josh 1999-00-01

Linehan, Cole 2005-06-07-08

Littlejohn, Bryson 2009-10

Lively, Keith 1972-73

Lloyd, Harold 1944

Lockie, Jeff 2013-14-15-16

Lofrano, Matt 1994-95-96

Loftin, Ryan 2001-02-03-04

Lokombo, Boseko 2010-11-12-13

Lombardi, Mike 1976-77

Londahl, John 1929

Long, Devan 2002-03-04-05

Long, Kyle 2012

Lopez, Ray 1934-35

Loughlin, Bart 1921

Loumena, Henri 1955-56

Lousi, Haniteli 2014-15

Love, Hank 1974

Lovette, Malik 2016

Loville, Derek 1986-87-88-89

Lowder, Bill 1979-80-81-82

Lowe, David G. 1954

Lowe, Keanon 2011-12-13-14

Lowe, Rourke 1978-80-81-82

Loyd, Johnathan 2014

Lucas, Enoka 2003-04-05-06

Lucas, P. 1929

Luger, John 1967-68

Luna, George 1959

Lung, Raymond 1949-50

Lusk, Kevin 1980-81-82

Lyerla, Colt 2011-12

Lyman, Ronald 1950-51-52

Lyon, Thomas 1951-52

M

Ma Sun, Palauni 2005-06

Maas, Jason 1996-97-98

Mabee, Donald 1938-39-40

Macey, Glen 1917-18

MacLeod, Jack 1952

MacLeod, Matt 1984-85-86

MacRae, Jeff 1965-66-67

Mack, Alex 1983-84-85

Maddock, C.R. 1917-18

Maehl, Jeff 2007-08-09-10

Main, W.S. 1910-11-12

Maison, H.G. 1917-18

Malarkey, Leo 1913-14-15-16

Malarkey, Robert 1915-16

Maldonado, Alejandro 2011-12-13

Malepeai, Pulu 1993-94-95

Malepeai, Silila 1990-91-93-94

Malepeai, Tasi 1994-95-96

Maley, Dave 1983-84-85-86

Mallard, Wesly 1998-99-00-01

Maloata, Austin 2014-15

Malone, Derrick 2011-12-13-14

Maloney, Dennis 1963

Manerud, C.R. 1919

Mangum, Harold 1926-27

Manley, Dexter 2006

Manns, Michael 2016

Mansfield, Joe 1984-85-86

Manu, Rex 2015-16

Manuel, Fred 1970-71

Mariota, Marcus 2012-13-14

Markulis, Nick 1954-55-56

Marshall, Byron 2012-13-14-15

Marshall, Greg 1968-69-70

Marshall, Rob 1984-85-86

Martin, Anthony 1997-98

Martin, David 2002-03

Martin, George 1972-73-74

Martin, Henderson 1972-73-74

Martin, Matt 1991-92

Martin, Ron 1962-63-64

Martinez, Paul 2003-05-06

Martinez, Raul 1975-76

Masoli, Jeremiah 2008-09

Mason, David 1927-28-29

Massey, David 1990-91-92-93

Mathews, F. 1894-95

Mathews, Jamey 1978-79-80

Mathis, Dior 2011-12-13-14

Matson, Jerry 2002-03-04

Matson, Pat 1963-64-65

Matthews, Casey 2007-08-09-10

Mattice, Ryan 2006

Mattingly, Danny 2014-15-16

Mattson, Riley 1959-60

Maule, Gerald 1955

Maurer, Andy 1967-68-69

Maust, Dan 1965

Mautz, C.V. 1918-19

Mautz, Robert 1923-24-25

Maxwell, Marcus 2003-04

Mayther, Bill 1942

McCall, Kevin 1983-84

McCalister, Danny 1981-82-83

McCallum, Gregg 1989-90-91

McCarty, Mike 1984-85

McCauley, Donald 1950-51

McClain, C.A. 1904-05

McClellan, Michael 1989-90

McClonahan, E. 1898-99

McConnell, Mike 1970

McCowan, John 1947-50

McCready, Lynn 1917-18

McCredie, H. 1934

McCullough, Saladin 1996-97

McCutchan, Everett 1927-28

McDougall, Pat 1976-77-78-79

McDowell, Dequan 2015-16

McEnroe, Joe 1974

McEwen, Seth 1999-00-01-02

McGee, Jasper 1954

McGill, Kevin 1978-79-80

McGraw, Gary 2001

McGraw, Mattrell 2016

McHugh, Phil 1954-55-56

McIntyre, J. 1904-05-10

McJunkin, Tim 1974-75

McKay, John 1948-49

McKean, John 1969-70-71

McKinney, Herm 1958-60

McKinney, H.H. 1905

McKinney, Oliver 1963-64

McLean, Rob 1972

McLemore, Brandon 1996-97-98-99

McLemore, Cristin 1992-93-94-95

McNally, Pat 1973-74

Meade, Dan 1992-93-94

Means, A.G. 1910

Mecham, Curtis 1940-41

Medley, D. 1917-18-19

Meerten, Joe 1986-87-88-89

Mehl, Darrell 1974-75-76

Meister, Herm 1965

Meland, Ted 1946-47-48

Mellum, Darrell 1975-76

Merritt, Kirk 2015

Mettler, Rich 1976

Meyer, Bill 1971-72-73

Mezzera, Steve 1945

Michek, Frank 1933-34-35

Mikels, Jerry 1981-82-83-85

Miklancic, Fred 1955-56

Mikulak, Michael 1931-32-33

Milburn, Ted 1988

Miller, Charles 1964-65

Miller, Chris 1983-84-85-86

Miller, Courtney 2001

Miller, Dave 1976

Miller, Frank 1986

Miller, Marcus 2003

Miller, Peter 1946-47

Miller, Terry 1997-98-99

Milligan, J. 1933

Milne, Art 1946-49

Mimnaugh, George 1924-25-26

Missfeldt, Charles 1949-50

Mitchell, Brick 1915-16-17-18

Mitchell, Dan 1990-91

Mitchell, Dillon 2016

Mitchell, G.J. 1908-09-10-11

Mitchell, Kevin 2000-01-02-03

Mitchell, Ryan 1999-00

Mitchell, Terrance 2011-12-13

Mobley, Richard 1953-54

Mock, Gerald 1951

Moeller, Edward 1929-30-31

Moen, Deke 1997-98-99

Moi, Jonah 2016

Molden, Alex 1992-93-94-95

Molter, Cam 1965-66-67

Mondale, Harry 1951-55-56-57

Mondeaux, Henry 2014-15-16

Montgomery, LaRoy 1986

Montgomery, Terrance 2009

Montieth, Orville 1914-15-16

Moore, Bobby 1969-70-71

Moore, Curtis 1994-95-96-97

Moore, Daryl 1975

Moore, Dietrich 1996-97-98-99

Moore, Donovan 1991-92

Moore, Keith 1950

Moore, Parris 2004-05-06

Moore, Steven 2001-02-03

Moore, Vernon 1935-36-37

Moore, G.C. 1904-05-06-07

Moretti, Dave 2000-01-02

Morfitt, Neil 1920-21

Morgan, Dave 1972-73-74-75

Morgan, William 1930-31-32

Morgan, Zac 2016

Morin, William 1945

Morris, Clifford 1937

Morris, Jack 1955-56-57

Morris, Maurice 2000-01

Morris, Raymond 1932-33-34

Morris, Reggie 1969

Morse, Raymond 1934

Moser, Greg 1979-80-81-82

Moshofsky, Ed 1940-41-42

Moshofsky, Gerry 1949-50-51

Moullen, F.C. 1908-09

Mundt, Johnny 2013-14-15-16

Murphy, H.D. 1962-63

Murphy, Kory 1992-93-94

Murphy, Ryan 1981

Murphy, Will 2010-11-12

Murphy, William 1946

Muse, Joe 1970-71

Musgrave, Bill 1987-88-89-90

Musgrave, Doug 1991-92

Musgrove, Nick 2011

Mutscher, George 1953

Myles, Cornell 1981

N

Nado, Steve 1977

Naggi, Nathan 1998-99

Needham, Harry 1958-59

ALL-TIME LETTERWINNERS

Nehl, John 1973-74-75
Nelson, C.E. 1917-18
Nelson, Charles 2014-15-16
Nelson, Gerald 1954
Nelson, J.D. 2003-04-05-06
Nelson, Pete 1986-87-88-89
Nelson, Stuart 1940
Nero, Bobby 1998
Nestor, Bud 1938-39
Neuman, Daniel 1945
Nevills, Sam 1948-49
Newland, Bob 1968-69-70
Newman, Anthony 1984-85-86-87
Newquist, James 1941-46-47
Ngata, Haloti 2002-04-05
Nichols, Matt 1997
Nicholson, James 1936-37-38
Nickerson, Carl 1972-74
Nicolaisen, Jim 1966-67-68
Nikolao, Jason 1997-98-99-00
Nilson, Henry 1936-37-38
Nilsson, E. 1931-32-33
Nolan, Mike 1978-79-80
Nolan, Virgil 1912
Novacio, Anthony 1946
Novikoff, Tom 1951-52
Nowling, Russell 1941-42
Nutt, James 1979-80
Nutting, Kim 1975-76-77
Nwamou, Enyi 1999

O

Oas, Robert 1946-47-48
Obee, Terry 1986-87-88-89
O'Berry, Herman 1991-92-94
Obertauffer, R. 1907-08-09
O'Brine, Rod 1986
O'Conner, Steve 1987-88-89-90
O'Connor, Grady 1992-93
Ofofile, Alex 2016
Ogburn, Reggie 1979-80
Okken, Jon 1990
Okun, Zach 2016
Oldham, Chris 1987-88-89
Oldham, Hugh 1965
Oliphant, Kenneth 1941-42
Oliver, Khalil 2015-16
Oliver, Muhammad 1990-91
Olshansky, Igor 2001-02-03
Olson, Eric 1967-68
Olson, Monte 1981
O'Neil, Danny 1991-92-93-94
O'Neill, Donald 1941
Ord, Arthur 1926-27-28
Ording, Mickey 1960-61-62
Orick, Brent 1984
O'Rourke, Pat 1918
O'Rourke, Randy 1981-82
Osborne, Charles 1955-57
Osterkamp, Rich 1970-71
O'Toole, Bill 1964-65
Otto, Dean 1984-85
Overall, Timothy 1975

Owens, Michael 1981-83
Oxman, Thomas 1941

P

Page, Andrew 1979
Page, Ken 1977-78
Palm, Bob 1972-73-74
Palm, Les 1964-65-66
Palm, Ray 1963-64-65
Palmer, Jeff 2009-10-11-12
Pamplin, Rocky 1968-69
Park, Ted 1929
Parke, Robert 1932-33-34
Parke, William 1930-31
Parker, Kevin 1995-96-97-98
Parker, Samie 2000-01-02-03
Parker, Tim 1984-85-86-87
Parks, Henry 1975-76
Parson, Charles 1921-22
Parsons, Jerry 1964
Parsons, John 1913-14-15
Patera, Jack 1951-52-53-54
Patrick, Richard 1949-50-51
Patterson, Avery 2010-11-12-13
Patton, Herschel 1940-41
Patu, Saul 1997-98-99-00
Paulson, David 2009-10-11
Paxton, Richard 1949
Payne, C.A. 1899
Payne, Greg 1998
Paysinger, Brian 2004-05-06-07
Paysinger, Spencer 2007-08-09-10
Pedriani, Nino 1966-67
Pelle, Justin 1998-99-00-01
Pellum, Don 1982-83-84
Penso, Marc 1989
Pepelnjak, George 1932-33-34
Peppers, Chad 2009-10
Perryman, Jerome 1995
Perry-Smith, Ryan 1993-94-95-96
Persons, Tom 1972
Peters, Merle 1937-38-39
Peterson, Bob 1957-58-59
Peterson, Keith 1952
Peterson, Kent 1959-60-61
Pettingell, Ralph 1968-69-70
Pew, Jeff 1981-82
Pflugrad, Aaron 2007-08
Pheister, Ron 1952-53-54
Phelps, Leroy 1956-57
Philbin, Dave 1915
Phillips, Blair 2005-06
Phillips, Greg 1990-91
Phillips, Joe 1967-68-69
Philyaw, Dino 1993-94
Phipps, Ryan 2004
Phinisee, Justin 2002-03-04-05
Pica, Wilson 1978
Pieper, Dave 1970-71-72
Pierson, Matt 2013-14-15
Pinkham, Louis 1908-09
Pisarcik, Jake 2014-15-16
Pitcaithley, Alan 1967-68-69

Pittard, William 1935
Pittman, Tate 2002
Plath, Robert 1975-76-77
Pleasant, Eddie 2008-09-10-11
Pocock, Jack 1955-56
Pope, Jon 2004-05-06
Pope, O. 1931-32
Pope, Theodore 1926-27-28
Popovich, Mike 1972-73
Post, Doug 1961-63-64
Potter, James 1954-55
Powell, Dave 1958-59
Powell, Lloyd 1952-54
Powrie, James 1915
Pozzo, Anselmo 1931-33-34
Preacher, Mike 1984-85-86
Prevot, Torrodne 2013-14-15
Price, Rick 1977-79-80-81
Prince, Billy 1999
Prozinski, Dennis 1960-61-62
Prukop, Dakota 2016
Pulido, Danny 1998
Pulver, Mike 1971
Putzier, Rollin 1984-85-86-87

Q

Quillan, Fred 1975-76-77

R

Rach, William 1937
Radcliff, Ed 1977-78
Ragin III, Johnny 2014-15-16
Ralph, Dan 1982-83
Ramey, Sam 1946
Ranstad, Terry 1968-69-70
Rashad, Ahmad 1968-70-71
Raventos, John 1955-56
Read, Len 1956-57-58
Reed, Andres 2010
Reed, Daryl 1988-89
Reed, Dick 1922-23-24
Reed, John M. 1951-53
Reed, John I. 1973-75-76
Reed, Nick 2005-06-07-08
Reed, Ramone 2001-02-03-04
Reedal, Tom 1978
Reeve, Harold 1951-52-53-54
Reeve, Will 1956-57-58
Reeves, Ray 1970
Reginato, Victor 1937-38-39
Regner, William 1939-40-41
Reid, Eric 1993-94-95
Reina, Steve 1965-66
Reinhardt, Matt 1994
Reinhart, Bill 1919-20-21
Reiton, Harold 1945
Reitzug, Joe 1988-89-90
Rekofke, Brian 1974-75-76
Remington, Isaac 2011-12
Renfro, Mel 1961-62-63
Rennie, Steve 1969-70-71
Renstrom, Curt 1979
Reynolds, Don 1972-73-74

Reynolds, L. 1925
Reynolds, Robert 1942-45-46
Reynoso, Ian 2003-04-05
Rhea, Floyd 1940-41-42
Rhone, Ed 1980-82-83
Rice, Jackson 2009-10-11-12
Richards, Mark 1963-64-65
Richmond, Rock 1979
Rickert, Rodney 1975-76
Ricketts, Dameron 1993-94-95-96
Ridings, E. 1899
Rieschman, John 1934-35
Rife, Willy 1993-94-95-96
Riffle, Laird 1974-75
Riggs, Frank 1927-28
Riordan, Stanley 1934-35
Risley, Jake 1914-15-16-17
Risley, Victor 1923
Rivera, Edmund 1983-84
Roback, Ryan 1979-80
Roberson, Dave 1968
Roberts, Bob 1947-48-49
Robertson, Andre 1983
Robertson, Dwight 1978-79-80-82
Robertson, Ernie 1938-39
Robertson, Gary 1985-86-87-88
Robertson, Leonard 1936-37-38
Robinson, Darrell 1947-48-49
Robinson, John 1957
Robinson, Kerrell 1987-89-90
Robinson, Louis 1947-48-49
Robinson, Robert 1927-28-29
Robinson, Tyree 2014-15-16
Robinson, Tyrell 2013
Roblin, Thomas 1940-41-42
Roche, John 1967
Rockwell, Bryon 1991-93
Rodrigues, Jake 2013
Rodriguez, Paul 1989-90-91-92
Rogers, Josh 2000-01-02
Roper, Justin 2007-08
Rosario, Dante 2003-04-05-06
Rose, James 1999-00
Rose, Larry 1953-54
Rose, Mike 1959-60-61
Roseberry, Lane 2013
Rosette, John 1975-76
Rotenberg, Sam 1930
Rowe, Kenny 2007-08-09-10
Rowe, Paul 1937
Rowley, Luke 2003
Ruhl, Rich 1992-93-94-95
Rushlow, John 1930
Rust, Jack 1966-67-68

S

Sabol, Garrett 1997-98-99-00
Salcido, Mike 1972
Salisbury, Brett 1991
Samuelson, Albert 1938-39
Sanborn, Paul 1980-81-82
Sanchez, Davis 1997
Sanders, Darius 2004-05-06

ALL-TIME LETTERWINNERS

Sanders, Robert 1947-48-49
 Sanford, Josh 2011
 Sax, Moe 1923
 Scales, James 2011
 Schaffeld, Joe 1957-58
 Schmid, Ryan 1998-99-00-01
 Schmidt, Mark 1993-94-95-96
Schneider, Aidan 2014-15-16
 Schneider, Bruce 1967
 Schnieders, Bill 1976
 Scholer, Gunnar 1974-75-76-77
 Scholl, Marc 1965-67
Schooler, Brenden 2016
 Schuler, Denny 1967-68
 Schuller, Zac 2014-15
 Schultz, Irvin 1929-30-31
 Schwab, Greg 1983-84-85
 Schwab, Rich 1961-62-63
 Schwabe, Paul 1980-81-82-83
 Schwartz, Geoff 2004-05-06-07
 Schwartz, Rick 1977-78-79-80
 Scott, Terence 2007-08
 Segale, Ray 1939-40-41
 Seisay, Chris 2014-15
 Setterlund, Scott 1977-78-79-80
 Shaffer, Don 1946
 Shanley, Jim 1955-56-57
 Sharpe, C.A. 1915
 Shattuck, E.P. 1894-95
 Shaw, George 1951-52-53-54
 Shaw, Ryan 2003-04
 Shaw, Wayne 1950-51
 Shea, Terry 1967
 Shear, Tim 1998
 Shearer, W. 1929
 Shedrick, Juan 1990-91-92-93
 Sheehy, J.S. 1918
 Sheldon, Dean 1949
 Shepard, Scott 1980-82-83
 Shephard, James 1941-42
 Sherman, Jeff 1991-92-93-94
 Sherman, Keith 1966-67-68
 Shields, Archie 1920-21-22
 Shields, Floyd 1921-22
 Shields, Gene 1923-24-25
 Shields, M. 1928-29
 Showalter, Riley 2007-08-09
 Shur, Nick 1967-68
 Siavii, Junior 2002-03
 Siegel, Jared 2001-02-03-04
 Siegner, Mitch 1992-93-94
 Sikora, Michael 1951
 Siler, Fred 1958-59
 Simmons, Harold 1950-52
Simms, Keith 2016
 Simpson, Jeff 1997
 Simpson, Ron 1967
 Sinclair, Albert 1923-25-26
 Sinclair, Cam 1967-68-69
 Singleton, Daryl 1987-88-89-90
 Singleton, Herb 1973
 Sirmon, Peter 1996-97-98-99
 Skinner, Kenyon 1935-36

Slapnicka, Tim 1972-73-74
 Slauson, Edgar 1926
 Slender, George 1955
 Sloan, Donald 1950-51-52
 Slymen, Mark 1991-93-94
 Smalley, Kai 2001-02
 Smetana, Drew 1983-84-85
 Smith, Akili 1997-98
 Smith, Bill 1965-66
 Smith, Brad 1983-84-85-86
 Smith, Caleb 1996-97-98-99
 Smith, Dane 1967-69
 Smith, Daryle 1990-91
 Smith, Jim 1965-66-67
 Smith, Joshua 1995-96-97
 Smith, Matt 1998-99-00
 Smith, Onterio 2001-02
 Smith, Robert 1937-38-39
 Smith, Roger 1966-67-68
 Smith, R.S. 1896-97-98-99
 Smith, Sherman 1924-25-26
 Smith, Steve 1998-99-00-01
 Smith, Tim 1978-79
 Snidow, Ron 1960-61-62
 Snyder, Adam 2001-02-03-04
 Snyder, Bruce 1960-62
 Snyder, W.C. 1914-15-16
 Solomona, Chris 2003-04
 So'alo, Pat 2006-07
 Sovereign, Jack 1963-66
 Spates, Demetrius 2003-04-05
 Spaulding, J. 1899
 Spear, Charles 1929
 Spear, Mark 1987-88-90
 Spear, William 1922
 Specht, Greg 1970-71-72
 Speed, Mike 2005-06-07-08
 Speetzen, Rodney 1937
 Spellman, Bert 1914-15-16
 Spence, Blake 1994-95-96-97
 Spencer, C.A. 1905
 Spickerman, Brenton 2010
Springs, Arrión 2014-15-16
 Stadelman, George 1927-28-29
 Stahlhut, Roger 1965-66
 Stambaugh, Jack 1968-69-70
 Stanford, Dwayne 2012-14-15-16
 Stanton, Blake 2012-13
 Stanton, Don 1946-47-48
 Starck, Justin 1992-93
 Starr, Bob 1982
 Starr, R. 1898-99
 Steber, Bill 1969-70-71
 Steepin, Matt 1993-95
 Steers, Henry 1942
 Steers, W.H. 1917-18-19-20
 Stefanick, Jeff 1984-85-86-87
 Steimer, Eric 2005-06-07
 Steitz, Nick 2001-02-03-04
 Stensland, Garry 1961
 Stenstrom, Marsh 1938-39-40
 Stelle, Earl 1948-49-50
 Stevens, Hamani 2011-12-13-14

Stewart, Jennings 2011-12
 Stewart, Jonathan 2005-06-07
 Stewart, Marcell 1994
 Still, Wallace 1947
 Stiner, Lon 1953-54-55
 Stipanovich, Will 1983-84-85-86
 Stoeven, Laurence 1947
 Stokes, Clark 1947
 Stokes, Tim 1970-71
 Stone, Don 1970-71
 Stone, Jack 1959
 Stone, Kamil 1993
 Stoutt, Richard 1952
 Stoutt, Robert 1951
 Stover, Ron 1956-57-58
 Strait, Kyle 1994-95
 Stratten, Ron 1961-63
 Stringer, Ed 1982-83
 Strong, Garren 2004-05-06-07
 Stuart, Jim 1938-39-40
 Stuckey, Dewitt 2008-09-10-11
 Sualua, Leie 1997-98
 Sullivan, Corkey 1963-64
 Sullivan, Dennis 1951
 Sullivan, Donn 1954
 Sunia, Andy 1987-88-89-90
 Surles, Leonard 1941-42
 Swain, Bill 1960-61
Swain, Jimmie 2014-15-16
 Swanson, C. 1932-33
 Sweitzer, Ken 1951-52-53
 Syria, Josh 2007-08

T

Talaeai, Faiva 1999
 Talbot, Tom 1984-85-86-87
 Talia, Tui 2014-15
 Tapley, Terry 1985
 Tarbell, E. 1929
 Tarr, Jerry 1960
 Tarrow, Bill 1955-56
 Tate, Willy 1991-92-93
 Tattersall, Jon 1989-90-91-92
 Tatum, Doug 1982
 Taumoepeau, John 1990-91-92-93
 Taylor, C.M. 1909-10
 Taylor, Ernest 1980
 Taylor, G. 1916
 Taylor, Joe 1985-86-87-88
 Taylor, Johnny 1988-89-90
 Taylor, Kellen 2003
 Taylor, Tim 2008-09
 Taylor, Zach 2008
 Teague, Brian 2011-12-13
 Teague, Jon 2005-06-07-08
 Tefft, Kolya 1988-89
 Tegart, R.L. 1916
 Temple, Mark 1931-32-33
 Temple, Tim 1964-65-66
 Templeton, C.L. 1898-99
 Templeton, F.M. 1896-97-1905
 Templeton, H.S. 1894-95
 Templeton, J.H. 1894

Templeton, Walker 2000
 Tergilgas, Harold 1917-18
 Terjeson, Jens 1923-24
 Terjeson, Ralph 1932-33-34
 Terry, Thomas 1941-42
 Tetterton, Chris 2001
 Thayer, F.V. 1903
 Thomas, Aaron 1986-88
 Thomas, Bill 1967
 Thomas, Charles 1973-74-75
 Thomas, Darron 2008-10-11
 Thomas, De'Anthony 2011-12-13
 Thomas, Ed 1961-62
 Thomas, Lance 1989
 Thomas, Osborn 1981-82-83
 Thomas, Richie 1996-97
 Thomas-Dotson, Josh 2004-06
 Thomason, Jeff 1988-89-90-91
 Thompson, Blake 2011
 Thompson, Grant 2012-13-14
 Thompson, Laurence 1947
 Thompson, Tommy 1990-91-92-93
 Thran, Bo 2008-09-10

Throckmorton, Calvin 2016

Thurmond, Walter 2006-07-08-09
 Tichenor, Cal 1960
 Tobey, Dave 1963-64-65
 Toeaina, Matt 2003-04-05-06
 Toeaina, Simi 2008-09
 Tomlin, Ty 2000-01
 Tommeraason, Cary 1962
 Torchia, Peter 1942-46-47
 Tourville, Charles 1956-57-58
 Towns, Trey 1997
 Traut, Marc 1972
 Travis, L.M. 1894-85-96
 Trovato, Tom 1965-66
 Trowbridge, J.F. 1918
 Trucks, Anthony 2002-03-04-05
 Tschirgi, Josh 2004-05-06-07
 Tucker, Keith 1953-54
 Tucker, Marley 2001-02-03-04
 Tucker, Marshaun 1999-00
 Tuerck, W.P. 1915
 Tuinei, Lavasier 2009-10-11
 Tuitele, A.J. 2004-05-06-07
 Tukuafu, Will 2007-08-09
 Tupou, Fenuki 2007-08
 Turner, Jason 2005-06
 Turner, Norval 1972-73-74
 Turner, Terrell 2009-10-11
 Tyler, Tim 1979-80-81-82
 Tyner, Thomas 2013-14

U

Unger, Max 2005-06-07-08
 Urell, Dave 1958-59-60

V

Vaccher, Lino 1983-84-85
 Valenzuela, Robby 2001-02-03-04
 Van Brocklin, Norm 1947-48
 Vandiver, Chris 1996-97-98

ALL-TIME LETTERWINNERS

Van Leuven, Dean 1952-53-53
 Van Pelt, Goerge 1940-41
 Van Vliet, Maurice 1933-34
 Vaughan, Chris 1978
 Vaughn, Rahsaan 2011-12
 Verdon, Zeth 1985
 Veres, Ron 1961
 Vernier, Donald 1941
 Verutti, Pat 1968-69
 Villegas, Nathan 1998-99
 Vincent, Chris 2003-04-05-06
 Vincent, William 1976-77
 Vitus, Otto 1923-24-26-27
 Vobora, Andy 1978-79-80-81
Voeller, Evan 2014-15-16
 Vonderahe, Karl 1921-22-23
 Vossmeier, Scott 2001-04

W

Waldon, Cecil 1937-38-39
 Walk, Rich 1986
 Walker, Dave 1968-69-70
 Walker, D.H. 1909-10-11-12
 Walker, Isaac 1992-93-94-95
 Walker, Joe 2013-14-15
 Walker, Marc 2004
 Walker V. 1934
 Wallace, Anthony 2011-12
 Wallace, William 2010
 Walter, Mike 1979-80-81-82
 Wangler, Ed 2001-02
 Wanner, C.E. 1899
 Warberg, Dale 1945
 Ward, E.L. 1902
 Ward, Rick 1979
 Ward, T.J. 2006-07-08-09
 Warner, Ken 1982-83-84-85
 Warren, John 1926-27
 Warren, Paris 2001
 Warren, Scott 1928-29
 Washington, Kenny 2003-04
 Washington, Tony 2011-12-13-14
 Wathey, Jim 1967-68-69
 Watts, Don 1929-30-31
 Watts, H.J. 1901-02
 Weatherspoon, Kyle 2003-04-05-06
 Weaver, Dan 2000-01-02-03
 Weaver, Jed 1996-97-98
 Weaver, John 1985
 Webb, Art 1971-72-73
 Webb, Tom 1977-78
 Weber, Arthur 1954-55
 Weber, David 1994-95-96-97
 Webster, Devall 1979-80-81-82
 Webster, Rasuli 1999-00-01-02
 Weems, Darrion 2009-10-11
 Weems, Thomas 1927-28
 Wegner, Ken 1987
 Weigel, Al 1959-60-61
 Weist, Oscar 1913-15
 Welch, Claxton 1966-67-68
 Welch, Pete 1957-58
 Welch, Todd 1982-83-84

West, M. 1929
 West, S. 1929
 West, Willie 1957-58-59
 Wetzel, Victor 1925-26-27
 Wheatley, Ray 1983-84
 Wheaton, Kenny 1994-95-96
 Wheeler, Ian 2014-15-16
 Wheeler, J.C. 1955-56-57
 Whitaker, Eddie 2004
 White, Garth 1995-96-97
 White, Jo Jo 1973-74-75
 White, Stewart 1957
 Whitehead, Terrence 2002-03-04-05
 Whitney, Scott 1987-88
 Whittle, Ricky 1992-93-94-95
 Widlund, C.E. 1910
 Wiggins, Paul 1993-94-95-96
 Wilchuck, Kurt 1985
 Wilcox, Dave 1962-63
 Wilcox, Dave G. 1973
 Wilcox, John 1958-59
 Wilcox, Josh 1993-94-95-96
 Wilcox, Justin 1996-97-98-99
 Wilcox, Robert 1951
 Wilken, Dan 1981-83-84-85
 Wilkins, Dick 1948
 Willener, Greg 1960-61-62
 Willener, John 1957-58-59
 Willhite, Kevin 1983-84-85-86
 Willhite, Randy 1985-87-88
 Williams, Andre 1986-88-89
 Williams, Brandon 2010
 Williams, B.T. 1917-18-19
 Williams, Chad 1994
 Williams, Charles 1927-28-29
 Williams, Demetrius 2002-03-04-05
 Williams, Emmett 1951-52
 Williams, Gary 1990-91-92-93
 Williams, Jaison 2005-06-07-08
 Williams, Jarrod 1950
 Williams, Jeff 1981-82-83-84
Williams, Juwaan 2014-15-16
 Williams, Larry 1976
 Williams, Mike 1970
 Williams, Mike D. 1974
 Williams, Rob 1994-95
 Williams, Vince 1977-78-79-81
 Willis, Jason 1999-00-01-02
 Wills, Chuck 1973-74-75
 Wilson, Alan 1934
 Wilson, Dale 1963-64-65
 Wilson, L. Dow 1917-18-19
 Wilson, Elliott 1940-41
 Wilson, F. 1898-99
 Wilson, G.E. 1921
 Wilson, Gordon 1923-24
 Wilson K. 1931
 Wilson, Lerry 1982-83-84
 Wilson, Michael 1987
 Winetrout, Art 1939
 Winn, Dick 1964-65
 Winn, Eric 1994-95-96-97
 Winn, Harvey 1970-71

Winn, Mark 1988
Winston, La'Mar 2016
 Winter, Laurence 1931
 Wise, Tim 1982
 Wishard, Charles 1931-32-33
 Williamson, Bill 1923
 Wogan, Matt 2013-14-15-16
 Wolf, John 1984-85-86
 Wong, Warner 1966-67-68
 Wood, Harry 1927-28-29
 Wood, Jeff 1977-78-79
 Woodfill, Stan 1974-75
 Woodle, Ira 1926-27-28
 Woods, LaMont 1993-94-95-96
 Woods, Marcus 1988-89-90-91
 Woods, Rodney 2003-05
 Woodward, Hugh 1972-73
 Woody, Ken 1968-69-70
 Wooton, Tom 1966-67-68
 Wrihster, George 2000-01-02
 Wright, Darrell 2001-02
 Wright, Roderkus 2002
 Wynne, Patrick 1941


Y

Yaru, Tom 1973-74-75
 Yatsko, Stuart 1978-79-80-81
 Yerby, John 1936-37-38
 Yim, Bronson 2014
 York, Carson 2009-10-11-12
 Young, Brett 1986-87-88
Young, Bryson 2016
 Young, Chris 1996-97-98-99
 Young, Eugene 1980-81-82
 Young, Reggie 1978-79
 Young, S.A. 1898-99
 Youngblood, Terry 1981-82-83
 Youngmayr, Bill 1963
 Yruretagoyena, Andre 2014

Z

Zaharie, Geno 1987
 Zeigler, F. 1896-97-98-99-00-01
 Zemp, Ron 1983-84-85
 Zimmerman, Gary 1980-81-82-83
 Zinke, Ryan 1980-81-82-83

NATIONAL FOOTBALL FOUNDATION COLLEGE FOOTBALL HALL OF FAME




J.W. Beckett • HB-T • 1913-1916
Enshrined 1972




Hugo Bezdek • HC • 1906, 1913-17
Enshrined 1954




John Kitzmiller • HB • 1928-30
Enshrined 1969



Norm Van Brocklin • QB • 1947-48
Enshrined 1966



Len Casanova • HC • 1951-66
Enshrined 1977



Mel Renfro • HB • 1961-63
Enshrined 1986



Bobby Moore • RB/WR • 1969-71
Enshrined 2007



Mike Bellotti • HC • 1995-2008
Enshrined 2014


NFL HALL OF FAME




Norm Van Brocklin • QB • 1947-48
Rams/Eagles • Enshrined 1971




Tuffy Leemans • FB • 1932
Giants • Enshrined 1978



Dan Fouts • QB • 1970-72
Chargers • Enshrined 1993



Mel Renfro • HB • 1961-63
Cowboys • Enshrined 1996



Dave Wilcox • LB • 1962-63
49ers • Enshrined 2000




Gary Zimmerman • OL • 1980-83
Vikings/Broncos • Enshrined 2008

NOTABLE OREGON STANDOUTS




Kenjon Barner (2009-12) — Took advantage of his lone season as Oregon's featured running back his senior season, earning consensus All-America acclaim and finishing as a finalist for the Doak Walker Award and Walter Camp Player-of-the-Year accolades ... Completed collegiate career rushing for 3,623 yards and 41 touchdowns as well as 5,848 all-purpose yards and 50 scores ... The first-team Pac-12 all-conference choice became the first player in at least 47 years to score touchdowns via the run, as a receiver, returning kickoffs and running back punts in a career in 2010 ... Graduated ranking second on the school's all-time rushing chart, 21 yards shy of the Ducks' career all-purpose yards record and third on their career scoring ledger (300) ... Set the Ducks' single-game rushing record with 321 yards in the win at USC, where he also equalled his modern-day record by scoring five touchdowns in the L.A. Coliseum ... Also finished second on Oregon's single-season rushing list with 1,767 yards his senior season while ranking fourth in the country (135.9) in average yards per game ... Ranked second on the school's one-season scoring table (138) and fourth in all-purpose yards (2,023), while tying for eighth in the nation in scoring (10.6 avg.) in 2012 ... Loomed as one of five Oregon standouts to rush for 200 yards or more in a single game on more than one occasions as a collegian ... The 14th pick in the sixth round of the 2013 NFL Draft by Carolina has amassed 184 all-purpose yards over 18 career games with the Panthers and Philadelphia Eagles.



Steve Barnett (1960-62) — Oregon's two-time All-American and three-time All-Coast lineman was one of the primary benefactors for Mel Renfro and Bob Berry, helping the Ducks establish a school record for total offense in 1960 (3,671 yards) ... Looms as one of the program's only two standouts (along with Joey Harrington) ever to receive All-America honors on the field as well as in the classroom, and equally adept on both offense and defense ... Drafted in the second round by Chicago in 1963, concluded two-year professional career in 1964 with Washington.

J.W. Beckett (1913-16) — The exceptional halfback and defensive tackle co-captained Oregon team that beat Pennsylvania for the school's lone Rose Bowl victory as a senior, before proceeding to do the same the following year for the Mare Island Marines ... The 185-pound Portland (Washington High School) standout was enshrined into the National Football Foundation and College Hall of Fame before inducted into the inaugural class of Oregon's Athletic Hall of Fame in 1992 ... The retired brigadier general was assigned to the football coaching staff at Naval Academy in the late 1920s and named to Rutgers' football hall of fame as a player-coach in 1972.



Bob Berry (1962-64) — Guided Oregon to three-straight winning seasons for the first time in more than 25 years as well as its first post-season triumph (Sun Bowl) in 46 seasons ... The school's first quarterback ever to record back-to-back 1,000-yard seasons passing completed collegiate career accumulating 4,543 yards total offense as well as 4,297 yards and 39 touchdowns passing ... The 1964 first-team All-American endured a nine-year NFL career with Minnesota and Atlanta after being drafted in the 11th round by Philadelphia, throwing for 9,197 yards and 64 touchdowns ... Inducted into the state of Oregon Sports Hall of Fame in 1987, was a member of the university's Athletic Hall of Fame inaugural class of 1992.



DeForest Buckner (2012-15) — Oregon's standout defensive lineman capped a tremendous career as a Duck in 2015 with a dominating season, becoming the school's second defender since 1983 to be named the Pac-12's Defensive Player-of-the-Year...The first-team all-Pac-12 selection also won the prestigious Morris Trophy Award as the league's top defensive lineman, as voted on by opposing Pac-12 offensive linemen, and garnered first-team All-America honors from USA Today and a pair of second-team honors ... Finished Duck career ninth in program history in career tackles for loss with 36 (17 in 2015), and tied for 10th in career sacks with 18 (10.5 in 2015) ... Drafted with the seventh overall pick of the 2016 NFL Draft by the San Francisco 49ers.

NOTABLE OREGON STANDOUTS



Mario Clark (1972-75) — Oregon's first true freshman defensive back ever to make his collegiate debut in the starting lineup also became the Pac-8's first freshman to earn conference defensive player of the week accolades ... Accumulated 13 interceptions for 64 yards during a collegiate career highlighted by earning first-team all-conference honors (1975) as well as Senior Bowl defensive player-of-the-game acclaim ... The 18th player chosen in the 1976 NFL draft started eight seasons in Buffalo, earning a spot on the league's all-rookie team before completing pro career with a Super Bowl championship in San Francisco in 1985 ... NFL tenure punctuated by totalling 26 interceptions.



Dennis Dixon (2004-07) — Oregon's dual-threat quarterback put together one of the best senior seasons in school history ... Arguably the top performer among all college signal callers in 2007 before a knee injury prematurely curtailed his Heisman Trophy campaign and ultimately ended the Ducks' BCS title game hopes ... The Pacific-10 Conference's unanimous Offensive Player of the Year and honorable mention All-American finished ninth on the school's single-season total offense chart (2,719 yards) despite playing in only 10 games ... Completing his requirements for his major in sociology in less than four years, his accolades combining his academic (3.33 gpa) and athletic talents were unprecedented in the football program's history ... Finishing fourth in the balloting for Associated Press Player-of-the-Year, he was one of three finalists for the Maxwell Award (College Player of the Year) and the Davey O'Brien National Quarterback Award as well as one of five finalists for the Walter Camp Player-of-the-Year award ... His academic achievements were even more impressive as the ESPN the Magazine Academic All-District quarterback was one of five student-athletes in school history (and Oregon's first football player ever) to be bestowed with the NCAA Top VIII Award ... Completed his collegiate career as the single-season and all-time school record-holder in passing completion percentage (67.7% and 63.9%, respectively) ... Also

established the school's standard for most career rushing yards (1,208) by an Oregon quarterback, while his 583 yards on the ground in 2007 finished second only to Reggie Ogburn's 644 yards from 1979 among the school's signal callers ... A major league baseball prospect in the Atlanta Braves organization, he was drafted in the fifth round of the 2008 NFL Draft by the Pittsburgh and won a Super Bowl ring during his rookie season ... Made his first pro start in 2009 and started two games in 2010 - both victories - before suffering a season-ending injury ... Won another Super Bowl ring with Baltimore as a member of the practice squad in 2013 ... Posted 35 completions in 59 attempts for 402 yards and one TD over a five-year NFL career.




Tom Drougas (1969-71) — Earned first-team All-America honors his senior year while blocking for the likes of Dan Fouts and Bobby Moore (Ahmad Rashad), helping pave the way for Pac-8's individual rushing leader ... Also named to conference's all-academic team ... The five-year NFL veteran made professional stops in Baltimore, Denver, Kansas City and Miami after being the 22nd player chosen in the 1972 NFL draft.



Dan Fouts (1970-72) — Oregon's 1972 MVP, became school's first quarterback to eclipse the 2,000 single-season passing yards barrier ... Set no fewer than 19 school records, including total offense (5,871), passing yards (5,995) and touchdown passes (37) ... Drafted in the third round by San Diego in 1973, enjoyed a stellar 14-year professional career, passing for 43,040 yards and 254 touchdowns ... Established NFL records for most 300-yard games (51) and 3,000-yard seasons (6) ... One of only three pro quarterbacks to throw for more than 40,000 yards during a career, set eight NFL records and 42 team marks before retiring in 1987 ... The 1982 NFL MVP played in six Pro Bowls before being inducted into NFL Hall of Fame in July 1993 ... Named to state of Oregon's Sports Hall of Fame as well as university's Athletic Hall of Fame.

NOTABLE OREGON STANDOUTS



Russ Francis (1973) — Regarded as one of NFL's most prolific tight ends of his time despite lettering in football at Oregon only one season ... Suffering a broken leg during Oregon's 1972 season, returned following year to catch 31 passes for 495 yards and four TDs ... The 1973 all-league honoree was selected 16th in the 1975 NFL draft by New England ... Retired in 1989 following a 14-year career with the Patriots and San Francisco ... The four-time Pro Bowl selection compiled 5,262 yards, 393 catches and 40 touchdowns in his career and was a member of the 49ers' 1985 Super Bowl champions.

Vince Goldsmith (1977-80) — The defensive tackle's 5-foot-11, 230-pound stature didn't serve as an obstacle — it only proved to make his feats that more amazing ... The two-time first-team all-conference choice not only looms as school's only defensive lineman ever to receive the Morris Trophy as league's top lineman (1980), he was included as part of Oregon's all-time team in 1995 by the Register-Guard ... The 1980 Associated Press second-team All-American completed his career recording 281 tackles, including 34 tackles for loss ... Posted 13 tackles in his collegiate debut as a true freshman starter ... Parlayed best statistical season as a sophomore, accumulating 87 tackles (62 unassisted) and 14 tackles for losses ... The Tacoma, Wash., prep standout excelled as a two-sport phenom in the high school and collegiate ranks, emerging from the nation's No. 1-ranked high school shot putter to a NCAA championships qualifier who remains sixth on Ducks' all-time list (63-10 1/4) ... Following his collegiate career, enjoyed 10-year tenure in the Canadian Football League with Saskatchewan, Calgary, Toronto and Hamilton, earning league's most outstanding rookie award in 1981 ... Inducted into Oregon Hall of Fame in 2002.



Joey Harrington (1998-01) — Graduated as one of most prolific athletes in school history, becoming Ducks' first Heisman Trophy finalist (4th) ever ... Completed collegiate career third on school ledger in passing (6,911 yards), total offense (7,121 yards) and TD passes (59), yet biggest legacy is that as a winner ... "Captain Comeback" accumulated 11-2 record in games Oregon trailed or tied in the fourth quarter ... The two-year starter's 25-3 (.893) verdict as a starter also remains unmatched in school history ... The second-team All-American on the field and first-team Verizon Academic All-America pick in the classroom, became Pac-10's first quarterback ever to lead his team to three

bowl victories (1999 Sun, 2000 Holiday and 2002 Fiesta) as he willed Oregon to its highest national ranking in history (2nd AP and USA Today/ESPN) ... Final collegiate stats for the 2001 Pac-10 offensive player of the year emphasized efficiency as he completed 512 of 928 attempts (.552) while throwing only 23 interceptions compared to 59 touchdowns ... Not only accounted for more touchdowns running, passing and receiving (78) than any other Oregon player, scored more points (108) than any other quarterback in school history ... The third overall player chosen in the 2002 NFL draft became Detroit's first rookie quarterback to throw for over 300 yards in one game (309 against Minnesota) ... Spent 2006 with Miami, tossing 12 TDs in 11 games ... Signed as a free agent with Atlanta in 2007, starting 10 games and recording his highest completion percentage as a pro (215 of 348, 61.8 percent).



C.A. "Shy" Huntington (1914-16) — Better known as Shy, the Ducks' 1917 Rose Bowl hero stymied Pennsylvania with four interceptions, a 15-yard touchdown pass and ran for another score ... Earned first-team All-America and all-Pacific Coast Conference acclaim his final year before becoming the first individual to both play and coach the same school in the Rose Bowl ... Guided his alma mater to a one-point setback in the 1920 classic while accumulating a 26-12-6 ledger in six seasons at the Oregon helm ... A member of the Register-Guard's all-time Oregon team, was inducted into the Rose Bowl Hall of Fame in 1992, followed by the Duck's Athletic Hall of Fame the following year.

Hollis Huntington (1916, 1918-19) — One of the few standouts to play in three Rose Bowls, pacing Oregon's running attack during his three-year stint ... Also teamed with his brother in the defensive secondary in the 1917 post-season classic before playing for him in the 1920 contest ... Ran 122 yards for the Ducks in a losing cause to Harvard after rushing for over 100 yards and earning player-of-the-game honors while leading the Mare Island Marines to victory in the 1918 contest ... Was enshrined into the Rose Bowl Hall of Fame in 1992 prior to earning an invitation into the Ducks' Athletic Hall of Fame in 1994.

NOTABLE OREGON STANDOUTS



LaMichael James (2009-2011) — The most decorated running back in school history and two-time first-team All-American became Oregon's second consensus honoree in 48 years ... Captured the Doak Walker Award as the nation's top running back in 2010 in addition to claiming the school's highest finish ever (3rd) in voting for the Heisman Trophy that same sophomore season ... First surpassed the Ducks' single-season rushing record with 1,731 yards in 2010 before eclipsing that standard a year later with 1,805 yards (9th in league history) ... The Oregon career rushing (5,082) and scoring (348 points) leader finished second all time in conference annals in running the football, and was league runner-up in career touchdowns (58) ... Also established school records in career all-purpose yardage (5,869), single-season scoring (144, 2010), one-game rushing (288 vs. Arizona, 2011) and single-game all-purpose yards (363 vs. Arizona, 2011) ... One of three finalists for the Doak Walker Award in 2011 as he led the nation in rushing both his sophomore and junior seasons ... Was one of three finalists for the Walter Camp Player-of-the-Year Award in 2010, in addition to being one of four Pac-10 standouts to earn first-team all-conference accolades both on the field and in the classroom ... Drafted in the second round (61st player) of the 2012 NFL draft by San Francisco ... Did not make the 49er's active roster until Week #13 of his rookie year but then impressed coaches with a 5.0-yard per-carry average ... Ran for 125 yards in the final four games before gaining 65 yards and one TD in three post-season appearances ... His biggest contributions in his first two seasons have come as a kick returner, averaging 27.5 on 33 kickoff returns and 10.4 yards on 26 punt returns in 20 appearances.

John Kitzmiller (1927-30) — Deemed the "Flying Dutchman" for his spectacular tackles despite weighing only 165 pounds, the two-time all-Pacific Coast Conference offensive and defensive back earned second-team All-America honors his final year ... Scoring 14 touchdowns throughout his collegiate career, also doubled as team's kicker, converting 13 PATs ... Assisted Ducks to a 23-7 record while he was in the lineup, with Oregon losing both contests that he missed with a broken leg ... Spending one season in the NFL with the New York Giants in 1931 before returning for a four-year stint as an assistant coach at his alma mater, he was named to the National Football Foundation and College Football Hall of Fame in 1969.

Jake Leicht (1945-47) — The two-time all-Pacific Coast Conference choice led the league in scoring (56) and rushing (630) his final year while running for 1,253 yards in three seasons ... Earned All-America accolades in 1945 and picked up the Hoffman Award the same year as the Ducks' most outstanding player ... In addition to pacing the West Coast in rushing in 1947, Oregon's former single-season and career interceptions and punt returns record-holder led the country in interceptions (10) in 1945 ... Chosen in the eighth round of the NFL draft by Washington in 1946.

Alphonse "Tuffy" Leeman (1932) — Playing at Oregon only one year, achieved greatest fame as post-collegian after transferring to George Washington ... Still considered among finest athletes to come out of Wisconsin (Superior), was a second round pick by the New York Giants in the inaugural 1936 NFL draft ... The MVP of the '36 College Football All-Star game led the NFL in rushing as

a rookie with 830 yards on 206 carries ... Inducted into the NFL Hall of Fame in 1978 after named all-NFL in 1936 and '39, accumulated 3,142 yards rushing, 2,324 passing (16 TDs) and 442 receiving yards during eight-year NFL career ... One of 11 New York Giants to have jersey (#4) retired ... Died Jan. 19, 1979.



Derek Loville (1986-89) — Oregon's career rushing (3,296) and scoring (272) leader prior to LaMichael James became school's first player to pace Ducks' rushing attack four straight seasons, assisting program to first post-season bid in 26 years ... Also holds school records for career touchdowns (45) and all-purpose yardage (5,223) ... One of only four players in school history to run for more than 1,200 yards in a single season, generated 100 yards or more on the ground 11 times ... The 10-year NFL veteran accumulated 1,674 yards rushing and 16 touchdowns after breaking in with Seattle as a free agent in 1990, with stops also in San Francisco, Denver and St. Louis ... Enjoyed best professional season in 1995, running for 723 yards and tying team record with 10 TDs for 49ers ... Also tied for fifth in NFL history for most one-season catches by a back (87).



Marcus Mariota (2012-14) — The most decorated player in Oregon history led the program to more wins (36) in three seasons than any other while owning shares of no fewer than 18 school records and eight league standards ... The Ducks' first Heisman Trophy winner ever became the school's second unanimous All-American of all time, with his accolades including Player-of-the-Year honors by the Associated Press, the Walter Camp Football Foundation, and the Maxwell Award ... Also was bestowed with the Davey O'Brien, Manning, and Johnny Unitas Golden Arm awards as the nation's top collegiate quarterback ... Directing the most efficient offense in the country the Pac-12's three-time first-team all-conference choice also led the nation in most points responsible for (348) in 2014 ... Completed his final season second in the country in touchdown passes (42) and third in passing yards (4,454), he graduated as Oregon's career passing (10,796) and total offense (13,033) leader ... Extending his string of games throwing at least one scoring pass to all 41 career appearances, he accounted for a minimum of three touchdowns in 13 of 15 games in 2014 as well as four scores 10 times ... Included were 15 of his 29 career TDs on the ground his last year ... The native Hawaiian became only the

NOTABLE OREGON STANDOUTS

second quarterback in Ducks' history to lead teams to a trio of bowl wins (2013 Fiesta, 2013 Alamo, and 2015 Rose) in addition to engineering appearances in the inaugural College Football Playoffs that included a National Championship Game meeting with Ohio State ... Broke Pac-12 and Oregon pinnacles for consecutive pass attempts without an interception in both a single season (285) and a career (353) during the 2013 campaign ... Was the second overall pick in the 2015 NFL Draft by the Tennessee Titans.

John McKay (1948-49) — Overshadowed by his coaching prowess, spending nine seasons as an Oregon aide (1950-58) and 16 years as USC head coach (1960-75), still owns Oregon career per-carry record (6.1 avg.) ... The Purdue transfer led Ducks in scoring (48 points) for the Pacific Coast Conference co-champions his first year ... Initiated illustrious coaching career immediately following playing days, tutoring alma mater's career rushing leader ... Migrated as Trojans' assistant (1959) before beginning head coaching run that culminated in four national championships and national coaching accolades (1972) ... Coached Tampa Bay in the NFL for nine seasons (1976-84), earning NFL coaching honors his first year ... Inducted into National Football Foundation and College Hall of Fame (1987), West Virginia's sports Hall of Fame (1992) and three-time Oregon honoree (1993, '94 and '95).

Chris Miller (1983-86) — The Pac-10's first quarterback to receive consecutive first-team all-league honors in 16 years set no fewer than 13 Oregon records ... Threw for 42 touchdowns and 6,841 yards as a collegian while connecting on 60.7 percent of his passes ... Selected 13th overall by Atlanta in the 1987 NFL draft, led the Falcons to the playoffs in 1991 and was a Pro Bowl selection after throwing for 3,103 yards and 26 touchdowns during the regular season ... Completed 10-year professional career with Denver in 1999 following a three-year hiatus, accumulating 19,320 yards and 123 touchdowns with Atlanta, the Los Angeles/St. Louis Rams and the Broncos ... The former South Eugene HS head coach (2002-06, 2013) spent three years as the Arizona Cardinals' quarterbacks coach in the NFL.



Alex Molden (1992-95) — Few players have made the impact as the four-year honoree who broke into the starting lineup in his first game as a redshirt freshman...Accumulated 206 career tackles and 11 interceptions while opening 44 outings...The two-time first-team all-conference choice culminated collegiate career earning first-team All-America honors, and was central component for defenses which fueled school's Rose and Cotton Bowl berths...A nine-year NFL veteran, he ended his career with totals of 263 solo tackles, 39 assists, 12 interceptions and seven forced fumbles for New Orleans (1996-2000), San Diego (2001-02) and Detroit (2003) after being selected as the 11th pick by the Saints in the 1996 drafts...Was inducted into the Oregon Hall of Fame in 2008.



Bill Musgrave (1987-90) — Recognized as the central figure responsible for initiating the most prosperous era in Oregon history ... School's career record-holder (passing and total offense) led the Ducks to their first bowl appearance in 26 years (1989), while surpassing school standards for single-season passing yardage (3,081) and TDs (22) ... Accumulated 8,343 yards passing while completing 57.3 percent of his attempts, including 489 yards passing at BYU ... The first-team all-conference quarterback (1990) also was selected GTE Academic All-American of the Year ... Drafted in the fourth round by Dallas before embarking on six-year NFL career with San Francisco and Denver ... Following his playing career, served NFL coaching stints with Oakland (1997), Philadelphia (1998) and Carolina (1999-2000) before returning to the collegiate scene as offensive coordinator at the University of Virginia (2001-02) ... Since returning to the NFL in 2003 as offensive coordinator at Jacksonville (2003-04), he has encountered stints coaching quarterbacks with Washington (2005), Atlanta (2006-10), Minnesota (2011-13) and Philadelphia (2014), and as offensive coordinator at Oakland (2015).

Bob Newland (1968-70) — Oregon's 1970 MVP completed collegiate career as school's most prolific receiver ever, accumulating 125 receptions, 1,941 yards and 13 touchdowns ... The first-team Pac-8 all-league and All-America choice looms as the Ducks' last player to lead league in receiving (67 catches, 1,123 yards) his senior year ... Drafted in the seventh round by New Orleans in 1971, accumulated 124 catches for 1,877 yards and eight TDs in five seasons before retiring in 1975 ... Selected as university's top student-athlete in 1971, was the recipient of school's top alumni award (Leo Harris Award) in 1991 before earning his way into Oregon's Athletic Hall of Fame in 1994.



Haloti Ngata (2002-05) — Completed his collegiate career as one of Oregon's most dominant defensive linemen of all time before the first-round NFL draft choice departed school following his junior year ... The school's first consensus All-American in more than four decades was voted the Pac-10's co-defensive player-of-the-year as well as the recipient of the Morris Trophy as it's top defensive lineman in 2005 ... Also one of three Outland Trophy finalists (nation's top interior lineman) as well as among the final five for the

NOTABLE OREGON STANDOUTS

Bronko Nagurski Trophy (nation's outstanding defensive player) ... Leading the conference's interior linemen in tackles (61) his final year, he became the Ducks' first defensive lineman to be named team MVP in 18 seasons ... Capped his tenure with 151 tackles and a school-record seven blocked kicks ... Included was a single-game high 14 tackles (11 unassisted) vs. California (11/5/05) ... The school's highest defensive line draft choice ever was taken with the 12th pick by the Baltimore Ravens ... The two-time All-NFL pick and five-time Pro Bowler accumulated 531 tackles (312 solo), 25.5 QB sacks, five interceptions and five fumble recoveries in nine seasons since being named to 2006 all-rookie team ... Was traded to Detroit following the 2014 season.



Ahmad Rashad (Bobby Moore) (1969-71) — Few players will ever match the exploits of Bobby Moore, who established Oregon's single-game (249), season (1,211) and career (2,306) rushing records, as well as season (54) and career (131) receptions pinnacles ... Established no fewer than 14 school records and was the only player to lead the Pac-8/Pac-10 Conference in scoring (1969-70) from two different positions (RB, WR) ... The 1971 first-team all-conference and All-America choice was the fourth pick in the 1972 NFL draft by St. Louis, where he was selected to the NFC all-Rookie team ... His ten-year NFL career culminated with a six-year stint in Minnesota and one Super Bowl appearance (1977) ... The four-time Pro Bowl honoree accumulated 495 receptions for 6,831 yards and 44 touchdowns ... Now an Emmy award-winning sportscaster, he became the seventh UO alum elected to the College Football Hall of Fame in 2007.



Mel Renfro (1961-63) — One of school's top two-sport All-Americans, accumulating 1,540 yards rushing and 141 points during his football career while finishing second in the 1962 NCAA 120-yard high hurdles running for legendary UO coach Bill Bowerman ... The former Jefferson High School

(Portland) great departed Oregon owning a minimum of four gridiron records and two on the track ... Enjoyed 14 illustrious seasons with Dallas after chosen in second round of the 1964 NFL draft, retiring in 1977 ... Made Pro Bowl appearances in each of first 10 seasons, was selected All-Pro five times and played in four Super Bowls ... The Cowboys' all-time leader in kickoff returns (26.4 avg.) and interceptions (52) is enshrined in the following Hall of Fames: Texas Stadium (1981), State of Oregon (1983), College Football (1986), University of Oregon (1992), Portland Interscholastic League (1995) and NFL (1996).

George Shaw (1951-54) — The two-sport All-American (football and baseball) not only set Oregon's single-season passing record (1,358 yards) and the Pacific Coast Conference total offense record (1,536) in 1954, the two-way player led the country in interceptions (13) his first year and total offense his last ... Still owns school's single season and career interceptions (18) pinnacle ... Passed for 3,088 yards and 17 touchdowns in addition to rushing for 420 yards and nine scores in his career ... Was the No. 1 pick in the 1955 NFL draft by Baltimore, accumulating 5,829 yards passing and 41 touchdowns in seven season with the Colts, New York Giants, Minnesota and Denver ... Inducted into Oregon's Athletic Hall of Fame in 1992.

Jim Shanley (1955-57) — A three-year starter on both sides of the football, led the Ducks in scoring, rushing and receiving various seasons throughout collegiate tenure ... Ranked 10th in the country in rushing as a sophomore (711) ... Completed career as Oregon's all-time rushing leader (1,887) in addition to compiling 3,188 all-purpose running yards and 144 points ... The all-Pacific Coast Conference choice earned Oregon's most valuable player honors for '58 Rose Bowl contingent ... Playing in the NFL for one season with Green Bay, was inducted into Oregon Athletic Hall of Fame in 1994.



Akili Smith (1997-98) — School's one-season passing leader (3,763 yards) culminated his brief Oregon tenure earning Pac-10 offensive player-of-the-year plaudits as a senior ... Ranked third in league history for touchdown tosses in one season and surpassed the 400-yard passing pinnacle more than any other player (3) in school annals ... Racked up 5,148 yards passing, 5,515 yards of total offense and 45 touchdowns in two seasons before rocketing to the third pick in the 1999 NFL draft by Cincinnati ... Exited the college ranks by throwing for 456 yards in a Aloha Bowl setback to Colorado ... Completed 215 of 461 passes for 2,212 yards and five TDs in four seasons (22 appearances/17 starts) with the Bengals. Went to camp with Green Bay in 2003 and Tampa Bay in 2005 before playing five games with the CFL's Calgary Stampeders in 2007.

Jim "Yazoo" Smith (1965-67) — A first-team All-American his senior season of 1967, the native of Yazoo City, Miss. was one of the greatest defensive backs in Oregon history ... A two-time Pacific-8 all-conference pick, he led Oregon with three interceptions as a senior ... Allowed opposition only 22 catches as a junior ... Also an outstanding kick returner, which aided in his selection as team's most valuable player his final season ... Holds the record for longest fumble recovery of 99 yards versus Oregon State in 1966 ... Was the 12th collegian picked in the first round of the 1968 NFL draft ... He was a starter for

NOTABLE OREGON STANDOUTS

the Washington Redskins until a broken neck ended his brilliant career ... Prior to NFL play, he appeared in three all-star games, being selected for the East-West Shrine game, the Hula Bowl, and the Coaches All-America game ... Was awarded the university's Emerald Athletic Trophy and was voted to the Eugene Register-Guard's all-time UO football squad.



Jonathan Stewart (2005-07) — Few players in school history have ever combined the speed and power as the 2007 first-team All-American (American Football Coaches Association) ... The single-season rushing (1,722) and all-purpose yards (2,481) school record-holder was a unanimous first-team Pac-10 all-conference selection as a junior, his final year in Eugene before opting to enter the NFL Draft ... The Maxwell Award (College Player of the Year) and Doak Walker Award (nation's premier running back) semifinalist ended his collegiate playing days with a career-best and Sun Bowl record 253 rushing yards (2nd in school history) ... His bowl performance was barely his best effort of the season, coming after 251 rushing yards (3rd in school history) at Washington and 310 all-purpose yards (Oregon's 8th all-time) at Stanford ... Joined Reuben Droughns as the only players in school history to run for more than 200 yards twice in the same season ... Produced an 88-yard touchdown run in 2007 vs. Fresno State, the second-longest run from scrimmage by a Duck ... His 97-yard kickoff return in 2005 vs. Oregon State ranks as the fourth-longest in school annals ... Ran for more than 100 yards a school-best 14 times during his career, as Oregon compiled an 11-3 record in those contests ... Completed his Oregon career as the second-leading rusher in school history with 2,891 yards and third all-time with 4,889 all-purpose yards ... Finished second in school history with a 28.69 career kickoff return average ... Selected as the 13th overall pick in the 2008 NFL Draft by Carolina, has accumulated 4,825 yards and 30 TDs rushing in his seven-year NFL career ... The franchise's second-leading career rusher ran for 1,133 yards and 10 scores in 2009, including a franchise record 206 yards vs. the NY Giants.



Norm Van Brocklin (1947-48) — Originating Oregon's quarterback legacy, tabbed the school's all-time QB by the Register-Guard ... Twice paced the Pacific Coast Conference in passing (1,010 yards in 1948) and punting once (40.1 avg., 1947), ending with 1,949 yards passing ... "The Dutchman" led Ducks to their first bowl game in 29 years and 16 wins in 21 games, throwing for 145 yards in the 1949 Cotton Bowl ... The 1948 All-American was picked in the fourth round of the 1949 NFL draft by Los Angeles, accumulating 23,611 yards, 173 touchdowns and a 42.9-yard punting average in 12 seasons ... The league's three-time passing champion and two-time punting leader led the Rams (1949-57) and Philadelphia (1958-60) to league titles, claiming MVP honors his final year...Proceeded to coach 13 more season with Minnesota (1961-67) and Atlanta (1969-74) ... Inducted into the National Football Foundation and College Hall of Fame, Pro Football Hall of Fame and the university's Athletic Hall of Fame.



Max Unger (2004-08) — It came as no surprise that the two-time first-team all-conference standout continued to get better with age, drawing All-America acclaim from Pro Football Weekly, SI.com and Rivals.com during his final year in Eugene ... Tied for second in the country with 51 consecutive starting assignments, he displayed his versatility by opening two games at his former left tackle outpost while returning to his familiar center position for the other 11 outings ... Captained a line that helped the '08 Ducks set school standards for rushing yards (3,641) and rushing touchdowns (47) ... The Pac-10's academic all-conference honorable mention selection was named the Ducks' top offensive lineman (Ed Moshofsky Award) for the third year in a row ... Grabbed national attention heading into his final collegiate season as he was included on watch lists for the Rimington (nation's best center), Outland, and Lombardi awards (top interior lineman in the country) ... Was drafted in the second round of the 2009 NFL Draft by Seattle, starting all 16 games his rookie year ... Has started all 67 games he's played in during six seasons, with the two-time Pro Bowl selection chosen first-team All-Pro in 2012 ... Started in the 2014 and 2015 Super Bowls ... Was traded to New Orleans prior to the 2015 season.

NOTABLE OREGON STANDOUTS



Kenny Wheaton (1994-96) — Few players have been more revered for one play but few Oregon cornerbacks were any better ... Returned 97-yard interception for a touchdown against Washington as a redshirt freshman (1994) to secure the win that catapulted Ducks to their first Rose Bowl berth in 37 years ... The two-time second-team All-American and '96 team MVP led the Pac-10 in interceptions as a sophomore (7) before leading team in tackles (73) his junior year ... Drawing all-conference acclaim each of his three seasons, the 1996 first-team all-league standout ended his collegiate career with 205 tackles (135 unassisted) and 16 interceptions before becoming first player in program's history to opt for the NFL draft early ... The 1997 third-round pick of the Dallas Cowboys played in 22 games over three seasons (one start, 44 tackles, one interception, two recovered fumbles) before injuries intervened ... Played with Detroit of the Arena Football League in 2002 before signing with Toronto in the Canadian Football League in 2003 ... Was a mainstay with the Argonauts until his retirement in 2009, leading them to the Grey Cup (CFL Championship) in 2004 ... Set the CFL postseason record for longest interception return for a touchdown (116 yards) in 2004 ... Voted into the Oregon Athletic Hall of Fame in 2011.



Gary Zimmerman (1980-83) — The premier offensive lineman in Oregon history as well as one of the NFL's all-time greats completed his collegiate career by being named the Pac-10's top offensive lineman his senior year ... The first-team all-conference and All-Coast choice also earned the rare distinction of receiving league player-of-the-week accolades following a 1983 win over California ... The 12-year NFL veteran and seven-time Pro Bowl selection was named to the all-NFL first team on five occasions after breaking into the professional ranks with a two-year stint in the USFL ... The 1997 NFL offensive lineman of the year accumulated a string of 169 consecutive starting assignments before retiring from the Broncos with a Super Bowl win following the 1998 season. The 1993 inductee into Oregon's Hall of Fame was formally added into the NFL Hall of Fame in 2008.



Dave Wilcox (1962-63) — The Boise Junior College transfer made his mark on the collegiate level as an interior lineman despite catching four passes for 57 yards as an end his junior year ... Earned third-team All-Coast honors as a senior while named the Ducks' most improved player, yet gained his greatest share of notoriety at the next level ... Played a key role in Oregon's Sun Bowl victory in 1963 and was named most valuable lineman in the 1964 Hula Bowl ... Drafted in the third round of the NFL draft by San Francisco, accumulated 13 interceptions during an illustrious 11-year professional career in which he played in seven Pro Bowls and was selected all-NFL on five occasions ... Earning his way into the University of Oregon Hall of Fame in 1993, he was inducted into the NFL Hall of Fame on July 29, 2000.

OREGON FOOTBALL YEAR-BY-YEAR

Year	Coach	Captain(s)	W-L-T	PF	PA	Conf.
1894	Cal Young/J.A. Church	Frank Mathews	1-2-1	44	30	—
1895	Percy Benson	H.S. Templeton	4-0-0	62	8	—
1896	J.F. Frick	J.M. Edmundson	2-1-0	16	16	—
1897	Joe Smith	R.S. Smith	1-1-0	18	26	—
1898	Frank Simpson	R.S. Smith	3-1-0	167	21	—
1899	Frank Simpson	R.S. Smith	3-2-1	102	17	—
1900	Lawrence Kaarsberg	Bernard Jakway	3-3-1	66	44	—
1901	Warren Smith	F.T. Zeigler	3-4-1	33	44	—
1902	Marion Dolph	Homer Watts	3-1-3	87	16	—
1903	Warren Smith	F.G. Thayer	4-2-1	75	18	—
1904	R.S. Smith	J.H. Templeton	5-3-0	64	59	—
1905	Bruce Shorts	Jack Latourette	4-2-2	65	39	—
1906	Hugo Bezdek	William Chandler	5-0-1	50	10	—
1907	Gordon Frost	Gordon Moores	5-1-0	100	14	—
1908	Robert W. Forbes	Fred Moullen	5-2-0	74	52	—
1909	Robert W. Forbes	Dudley Clarke	3-2-0	69	29	—
1910	Bill Warner	Charles Taylor	4-1-0	171	11	—
1911	Bill Warner	William Main	3-2-0	59	51	—
1912	Louis Pinkham	Dean Walker	3-4-0	39	77	—
1913	Hugo Bezdek	Robert Bradshaw	3-3-1	132	54	—
1914	Hugo Bezdek	John Parsons	4-2-1	113	30	—
1915	Hugo Bezdek	Anse Cornell	7-2-0	203	53	—
1916	Hugo Bezdek	John Beckett	7-0-1	244	17	T1st
1917	Hugo Bezdek	Ray Couch	4-3-0	73	74	4th
1918	Shy Huntington	Dow Wilson	4-2-0	81	35	2nd
1919	Shy Huntington	Everett Brandenburg	5-2-0	105	40	1st
1920	Shy Huntington	Williams Steers	3-2-1	37	38	3rd
1921	Shy Huntington	Martin Howard	5-1-3	145	75	5th
1922	Shy Huntington	Arche Shields	6-1-1	99	26	2nd
1923	Shy Huntington	Hal Chapman	3-4-1	113	66	8th
1924	Joe Maddock	Dick Reed	4-3-2	94	66	6th
1925	R.S. Smith	Bob Mautz	1-5-1	53	108	9th
1926	John McEwan	Albert Sinclair	2-4-1	86	88	6th
1927	John McEwan	Beryl Hodgen	2-4-1	45	69	8th
1928	John McEwan	George Burnell	9-2-0	234	59	4th
1929	John McEwan	David Mason	7-3-0	209	91	T3rd
1930	C.W. Spears	John Kitzmiller	7-2-0	131	35	4th
1931	C.W. Spears	Irv Schultz	6-2-2	90	87	3rd
1932	Prink Callison	Bill Morgan	6-3-1	109	64	5th
1933	Prink Callison	Bernie Hughes	9-1-0	165	50	T1st
1934	Prink Callison	Morse, Parke	6-4-0	108	98	4th
1935	Prink Callison	Ross Carter	6-3-0	70	63	T4th
1936	Prink Callison	Del Bjork	2-6-1	34	96	9th
1937	Prink Callison	Tony Amato	4-6-0	114	159	8th
1938	Tex Oliver	None	4-5-0	60	138	5th
1939	Tex Oliver	None	3-4-1	101	74	5th
1940	Tex Oliver	None	4-4-1	100	58	5th
1941	Tex Oliver	None	5-5-0	135	177	5th
1942	John Warren	None	2-6-0	67	138	8th
1943	No Football					
1944	No Football					
1945	Tex Oliver	Jake Leicht	3-6-0	116	124	7th
1946	Tex Oliver	Duke Iverson	4-4-1	81	118	6th
1947	Jim Aiken	Leicht, Newquist, Koch	7-3-0	174	121	T2nd
1948	Jim Aiken	Ecklund, Garza, Stanton	9-2-0	207	103	1st
1949	Jim Aiken	None	4-6-0	250	219	T6th
1950	Jim Aiken	Ray Lung	1-9-0	96	213	9th
1951	Len Casanova	Sikora, Patrick	2-8-0	124	317	8th
1952	Len Casanova	Monte Brethauer	2-7-1	112	234	T6th
1953	Len Casanova	Emery Barnes	4-5-1	90	85	8th
1954	Len Casanova	Ron Pheister	6-4-0	218	159	3rd
1955	Len Casanova	Lon Stiner	6-4-0	204	158	4th
1956	Len Casanova	Phil McHugh	4-4-2	113	102	T4th

OREGON FOOTBALL YEAR-BY-YEAR

Year	Coach	Captain(s)	W-L-T	PF	PA	Conf.
1957	Len Casanova	Shanley, Morris, Chapman, Mondale	7-4-0	160	97	T1st
1958	Len Casanova	Ron Stover	4-6-0	93	50	5th
1959	Len Casanova	West, Keele, Peterson	8-2-0	209	113	—
1960	Len Casanova	Urell, Grosz	7-3-1	206	130	—
1961	Len Casanova	Petersen, Bruce	4-6-0	152	112	—
1962	Len Casanova	Snidow, Barnett	6-3-1	229	156	—
1963	Len Casanova	Renfro, Hill, Imwalle	8-3-0	274	153	—
1964	Len Casanova	Berry, Dean	7-2-1	170	107	—
1965	Len Casanova	Casey, Richards, Tobey	4-5-1	165	186	T6th
1966	Len Casanova	Brundage, Carter	3-7-0	118	129	8th
1967	Jerry Frei	J. Smith, Molter	2-8-0	104	193	T7th
1968	Jerry Frei	Dames, Hildreth	4-6-0	130	203	T5th
1969	Jerry Frei	Philips, Gassner	5-5-1	271	242	5th
1970	Jerry Frei	Blanchard, Coleman, Newland	6-4-1	285	256	T2nd
1971	Jerry Frei	Figoni, Moore, Rennie	5-6-0	235	286	5th
1972	Dick Enright	Game Captains	4-7-0	194	285	T6th
1973	Dick Enright	Jodoin	2-9-0	205	239	T5th
1974	Don Read	Turner, Slapnicka	2-9-0	116	330	8th
1975	Don Read	Johnson, Wills	3-8-0	146	266	6th
1976	Don Read	Game Captains	4-7-0	144	271	T7th
1977	Rich Brooks	Game Captains	2-9-0	164	367	7th
1978	Rich Brooks	Game Captains	2-9-0	173	212	8th
1979	Rich Brooks	Game Captains	6-5-0	200	212	T3rd
1980	Rich Brooks	Game Captains	6-3-2	263	193	5th
1981	Rich Brooks	Game Captains	2-9-0	155	247	9th
1982	Rich Brooks	Mike Walter	2-8-1	103	223	9th
1983	Rich Brooks	Baack, Johnson	4-6-1	152	224	T6th
1984	Rich Brooks	Barnes, Hudetz	6-5-0	241	247	T7th
1985	Rich Brooks	Lew Barnes	5-6-0	273	300	6th
1986	Rich Brooks	Miller, Wolf	5-6-0	235	338	7th
1987	Rich Brooks	Newman, Stefanick	6-5-0	228	226	T4th
1988	Rich Brooks	Musgrave, Brock, Kaumeyer	6-6-0	296	247	T6th
1989	Rich Brooks	Musgrave, Loville, Kearns, Oldham	8-4-0	379	251	T2nd
1990	Rich Brooks	Musgrave, Dairy	8-4-0	341	221	3rd
1991	Rich Brooks	Thomason, Farwell	3-8-0	186	248	T9th
1992	Rich Brooks	Castle, Cummins, Ferry, Tattersall	6-6-0	265	222	T6th
1993	Rich Brooks	Jones, Tate	5-6-0	278	276	T8th
1994	Rich Brooks	Game Captains	9-4-0	349	250	1st
1995	Mike Bellotti	Game Captains	9-3-0	326	272	3rd
1996	Mike Bellotti	Game Captains	6-5	378	356	T5th
1997	Mike Bellotti	Game Captains	7-5	380	350	T7th
1998	Mike Bellotti	Game Captains	8-4	473	328	T3rd
1999	Mike Bellotti	Game Captains	9-3	410	284	T2nd
2000	Mike Bellotti	Game Captains	10-2	351	249	T1st
2001	Mike Bellotti	Game Captains	11-1	412	256	1st
2002	Mike Bellotti	Game Captains	7-6	417	362	8th
2003	Mike Bellotti	Game Captains	8-5	356	348	T3rd
2004	Mike Bellotti	Game Captains	5-6	282	282	T5th
2005	Mike Bellotti	Game Captains	10-2	414	278	2nd
2006	Mike Bellotti	Game Captains	7-6	383	345	T5th
2007	Mike Bellotti	Chung, Dixon, Tuitele, Unger	9-4	496	307	T4th
2008	Mike Bellotti	Chung, J. Johnson, Reed, Unger	10-3	545	367	2nd
2009	Chip Kelly	Holmes, Masoli, Thurmond III, Tukuafu	10-3	469	309	1st
2010	Chip Kelly	Game Captains	12-1	611	243	1st
2011	Chip Kelly	Game Captains	12-2	645	345	1st (N)
2012	Chip Kelly	Game Captains	12-1	610	264	T1st (N)
2013	Mark Helfrich	Game Captains	11-2	591	266	T1st (N)
2014	Mark Helfrich	Game Captains	13-2	681	354	1st (N)
2015	Mark Helfrich	Game Captains	9-4	518	441	2nd (N)
2016	Mark Helfrich	Game Captains	4-8	425	497	6th (N)
2017	Willie Taggart	Freeman, Mondeaux	2-0	119	56	
120 Seasons	33 Total Head Coaches		641-489-46 (.565)			

YEAR-BY-YEAR SCHEDULE AND RESULTS

1894 (1-2-1)**Cal Young, J.A. Church**

Albany College	W	44-2
OAC	L	0-16
Portland	L	0-12
Pacific	T	0-0

1895 (4-0)**Percy Benson**

at OAC	W	44-0
Willamette	W	8-4
Portland	W	6-4
Willamette	W	6-0

1896 (2-1)**J.F. Frick**

at OAC	W	2-0
OAC	W	8-4
MAAC	L	6-12

1897 (1-1)**Joe Smith**

Chemawa Indians	W	10-0
at OAC	L	0-26

1898 (3-1)**Frank Simpson**

Chemawa Indians	W	34-0
Portland	W	95-0
MAAC	L	0-21
OAC	W	38-0

1899 (3-2-1)**Frank Simpson**

N4 Chemawa Indians	W	29-0
N11 MAAC	L	0-5
N18 * California	L	0-12
N21 Ashland Normal	W	35-0
N25 MAAC	T	0-0
N30 at OAC	W	38-0

1900 (3-3-1)**Lawrence Kaarsberg**

O27 Capital AC	L	0-5
N3 MAAC	L	0-5
N10 * Stanford	L	0-34
N17 * California	W	2-0
N19 Ashland Normal	W	21-0
N29 MAAC	T	0-0
D1 * Washington	W	43-0

1901 (3-4-1)**Warren Smith**

O26 Chemawa Indians	W	11-0
N2 MAAC	L	0-5
N6 Idaho	T	0-0
N9 Washington State	L	0-16
N12 Whitman	L	0-6
N13 Pendleton HS	W	12-0
N28 MAAC	L	0-17
N30 Pacific	W	10-0

1902 (3-1-3)**Marion Dolph**

O18 Albany	T	0-0
O22 Whitman	W	6-0
N1 Oregon Med. Sch.	W	11-0
N8 OAC	T	0-0
N15 Albany	T	0-0
N21 Pacific	W	70-0
N27 MAAC	L	0-16

1903 (4-2-1)**Warren Smith**

O17 Oregon Alumni	W	6-0
O24 Albany College	W	22-0
O31 Willamette	W	37-0
N7 Washington State	T	0-0
N14 Washington	L	5-6
N21 at OAC	W	5-0
N26 MAAC	L	0-12

1904 (5-3)**R.S. Smith**

O8 Oregon Alumni	W	20-0
O12 Albany	W	4-0
O15 Willamette	W	16-0
O22 California	L	0-12
O29 Stanford	L	0-35
N12 Washington	W	18-0
N19 OAC	W	6-5
N24 MAAC	L	0-7

1905 (4-2-2)**Bruce Shorts**

O8 Oregon Alumni	W	15-5
O13 California	T	0-0
O18 Stanford	L	4-10
O29 Chemawa Indians	W	17-0
N4 Willamette	W	11-6
N11 at OAC	W	6-0
N18 Washington	T	12-12
N30 MAAC	L	0-6

1906 (5-0-1)**Hugo Bezdek**

O26 Idaho	W	12-0
N3 Willamette	W	4-0
N17 Washington	W	16-6
N24 OAC	T	0-0
N30 MAAC	W	8-4
D7 Whitworth	W	10-0

1907 (5-1)**Gordon Frost**

O19 Pacific	W	52-0
O26 Idaho	W	21-5
N2 Willamette	W	11-0
N9 at OAC	L	0-4
N16 Washington	W	6-0
N28 MAAC	W	10-5

1908 (5-2)**Robert W. Forbes**

O17 Oregon Alumni	W	4-0
O24 Willamette	W	15-0
O31 Idaho	W	27-21
N7 Whitworth	L	10-16
N14 Washington	L	0-15
N21 # OAC	W	8-0
N26 MAAC	W	10-0

1909 (3-2)**Robert W. Forbes**

O30 Willamette	W	29-0
N6 MAAC	L	0-3
N13 Idaho	W	22-6
N19 at OAC	W	12-0
N25 Washington	L	6-20

1910 (4-1)**Bill Warner**

O15 Oregon Alumni	W	16-6
O22 Puget Sound	W	115-0
O29 Idaho	W	29-0
N12 OAC	W	12-0
N24 MAAC	L	0-5

1911 (3-2)**Bill Warner**

O20 Vancouver Barracks	W	36-0
O27 Washington State	W	6-0
N4 Whitman	W	8-5
N18 Washington	L	3-29
N30 MAAC	L	6-17

1912 (3-4)**Louis Pinkham**

O12 Willamette	W	12-0
O19 Whitman	L	0-20
O26 Washington State	L	0-7
N2 Idaho	W	3-0
N16 Washington	L	14-30
N23 OAC (Albany)	W	3-0
N28 MAAC	L	7-20

1913 (3-3-1)**Hugo Bezdek**

O4 Oregon Alumni	W	42-3
O18 Bremerton	W	43-6
O25 Idaho	W	27-0
N1 Willamette	L	3-6
N8 OAC	T	10-10
N15 Washington	L	7-10
N27 MAAC	L	0-19

1914 (4-2-1)**Hugo Bezdek**

O10 Whitman	W	29-3
O17 Washington State	W	7-0
O24 Idaho	W	13-0
O30 Willamette	W	61-0
N14 Washington	L	0-10
N21 OAC	T	3-3
N26 MAAC	L	0-14

YEAR-BY-YEAR SCHEDULE AND RESULTS

1915 (7-2)

Hugo Bezdek

O2	MAAC	L	7-16
O9	Washington State	L	3-28
O16	Idaho	W	19-7
O23	Whitman	W	21-0
O30	Willamette	W	49-0
N2	Pacific	W	47-0
N3	USC	W	34-0
N20	at OAC	W	9-0
N25	MAAC	W	15-2

1916 (7-0-1, 2-0-1)

Hugo Bezdek

O7	Willamette	W	97-0
O14	MAAC	W	28-0
O21	* California	W	39-14
N4	* Washington	T	0-0
N11	Washington State	W	12-0
N25	* OAC	W	27-0
N29	MAAC	W	27-0
J1	+ Pennsylvania	W	14-0

+ Rose Bowl

1917 (4-3, 1-2)

Hugo Bezdek

O13	MAAC	W	14-7
O20	* Washington State	L	3-26
O27	Idaho	W	14-0
	Willamette	W	14-0
N3	Mare Island	L	0-27
N17	* California	W	21-0
N29	* OAC	L	7-14

1918 (4-2, 2-1)

Shy Huntington

O12	MAAC	L	0-20
N2	Foundation	W	41-0
N9	Camp Lewis	W	20-3
N16	* OAC	W	13-6
N23	* California	L	0-6
D1	* Washington	W	7-0

1919 (5-2, 2-1)

Shy Huntington

O11	MAAC	W	23-0
O18	Idaho	W	26-6
N1	* Washington	W	24-13
N8	* Washington State	L	0-7
N15	* at OAC	W	9-0
N27	MAAC	W	15-7
J1	+ Harvard	L	6-7

+ Rose Bowl

1920 (3-2-1, 1-1-1)

Shy Huntington

O9	MAAC	W	7-0
O23	Idaho	W	13-7
O30	* Stanford	L	0-10
N13	* Washington	W	17-0

1921 (5-1-3, 0-1-2)

Shy Huntington

O1	Willamette	W	7-3
O8	Pacific	W	21-7
O15	Idaho	T	7-7
O22	* California	L	0-39
N5	* Washington State	T	7-7
N12	MAAC	W	21-7
N19	* at OAC	T	0-0
D26	Hawaii	W	47-0
J1	Pearl Harbor	W	35-5

1922 (6-1-1, 3-0-1)

Shy Huntington

O7	Willamette	W	37-0
O14	MAAC	L	0-20
O20	Whitman	W	6-3
O28	* Idaho	W	6-3
N4	Pacific	W	27-0
N11	* Washington State	W	13-0
N18	* OAC	W	10-0
N30	* Washington	T	3-3

1923 (3-4-1, 0-4-1)

Shy Huntington

S30	Willamette	W	40-0
O13	Pacific	W	35-7
O18	Whitman	W	21-0
O27	* Idaho	T	0-0
N3	* Washington State	L	7-13
N10	* Stanford	L	3-14
N24	* at OAC	L	0-6
D1	* Washington	L	7-26

1924 (4-3-2, 2-2-1)

Joe Maddock

O4	Willamette	T	0-0
O11	Pacific	W	20-0
O18	* Stanford	L	13-28
O25	Whitman	W	40-6
N1	* Washington	W	7-3
N8	* Idaho	L	0-13
N15	* Washington State	T	7-7
N22	* OAC	W	7-3
N29	MAAC	L	0-6

1925 (1-5-1, 0-5)

Richard Smith

O3	at MAAC	T	0-0
O10	* at Idaho	L	0-6
O17	at Pacific	W	13-0
O24	* at California	L	0-28
O31	* at Stanford	L	35-13
N14	* OAC	L	13-24
N26	* at Washington	L	14-15

1926 (2-4-1, 1-4)

John McEwan

S25	at Willamette	W	44-0
O2	Pacific	T	0-0
O9	* Washington	L	9-23
O23	* at Stanford	L	12-29
O30	* at California	W	21-13
N13	* at Washington State	L	0-7
N20	* at OAC	L	0-16

1927 (2-4-1, 0-4-1)

John McEwan

S25	Linfield	W	7-0
O1	Pacific	W	31-6
O8	* Idaho	T	0-0
O15	* California (Portland)	L	0-16
O29	* at Stanford	L	0-19
N11	* Oregon State	L	7-21
N24	* at Washington	L	0-7

1928 (9-2, 4-2)

John McEwan

S30	Pacific	W	45-0
O6	* Stanford	L	12-26
O13	Willamette	W	38-6
O20	* Washington	W	27-0
O27	Western Oregon	W	24-0
N3	* California	L	0-13
N17	* Oregon State	W	12-0
N24	* Montana	W	31-6
N29	* UCLA	W	26-6
D25	Honolulu	W	13-2
J1	Hawaii	W	6-0

1929 (7-3, 4-1)

John McEwan

S29	Pacific	W	58-0
O5	* at Stanford	L	7-33
O12	Willamette	W	34-0
O19	* Idaho (Portland)	W	34-7
O26	* at Washington	W	14-0
N2	* UCLA	W	27-0
N16	* Oregon State	W	16-0
N23	at Hawaii	W	7-0
N28	at Saint Mary's	L	6-31
D7	at Florida	L	6-20

1930 (7-2, 3-1)

C.W. Spears

S15	Pacific	W	20-0
S22	Willamette	W	51-0
S29	Linfield	W	6-0
O4	at Drake	W	14-7
O18	* Washington (Portland)	W	7-0
O25	* Idaho	W	20-6
N8	* UCLA	W	7-0
N15	* at Oregon State	L	0-15
N27	at Saint Mary's	L	6-7

*Conference Games

YEAR-BY-YEAR SCHEDULE AND RESULTS

1931 (6-2-2, 3-1-1)**C.W. Spears**

S20	Western Oregon	W	21-6
S27	Willamette	W	20-0
O3	* Idaho (Portland)	W	9-0
O10	* at Washington	W	13-0
O17	* at USC	L	0-53
O24	at North Dakota	T	0-0
O31	at NYU	W	14-6
N14	* Oregon State	T	0-0
N21	* at UCLA	W	13-6
N26	at Saint Mary's	L	0-16

1932 (6-3-1, 2-2-1)**Prink Callison**

S23	Pacific	W	26-6
O1	Santa Clara	W	7-0
O8	* Washington (Portland)	T	0-0
O15	* at UCLA	L	7-12
O22	* at Idaho	W	32-0
O29	Gonzaga	W	13-0
N5	* at Oregon State	W	12-6
N12	* at USC	L	0-33
N24	at Saint Mary's	L	0-7
D17	at Louisiana State	W	12-0

1933 (9-1, 4-1)**Prink Callison**

S23	Linfield	W	53-0
S30	at Gonzaga	W	14-0
O7	Columbia	W	14-7
O14	* at Washington	W	6-0
O20	* Idaho	W	19-0
O28	* at UCLA	W	7-0
N4	Utah	W	26-7
N11	* at Oregon State	W	13-3
N18	* at USC	L	0-26
N30	at Saint Mary's	W	13-7

1934 (6-4, 4-2)**Prink Callison**

S23	Gonzaga	W	13-0
S30	* UCLA (Portland)	W	26-3
O13	* Washington (Portland)	L	6-16
O20	* at Idaho	W	13-6
O27	at Utah	W	8-7
N3	* Montana	W	13-0
N10	* Oregon State	W	9-6
N17	* at USC	L	0-33
N29	at Saint Mary's	L	7-13
D15	at LSU	L	13-14

1935 (6-3, 3-2)**Prink Callison**

S28	Gonzaga (Portland)	W	18-0
O5	Utah	W	6-0
O12	* California (Portland)	L	0-6
O19	* Idaho	W	14-0
O26	* at UCLA	L	6-33
N9	* Oregon State	W	13-0
N16	at Portland	W	6-0
N23	* at Washington	W	7-0
D7	at Saint Mary's	L	0-18

1936 (2-6-1, 1-6-1)**Prink Callison**

S25	Portland	W	14-0
O3	* at USC	L	0-26
O10	* at Stanford	T	7-7
O17	* Idaho (Portland)	W	13-0
O24	* Washington State	L	0-3
O31	* Washington (Portland)	L	0-7
N7	* UCLA (Portland)	L	0-7
N14	* at California	L	0-28
N21	* at Oregon State	L	0-18

1937 (4-6, 2-5)**Prink Callison**

S24	* at UCLA	L	13-26
O2	* Stanford	W	7-6
O9	at Gonzaga	W	40-6
O16	* at USC	L	14-34
O23	* Oregon State	L	0-14
N6	* Washington State	W	10-6
N13	* California (Portland)	L	0-26
N20	* at Washington	L	0-14
N27	at U.S. Marines	W	24-6
D4	at Arizona	L	6-20

1938 (4-5, 4-4)**Tex Oliver**

S24	* at Washington State	W	10-2
O1	* UCLA	W	14-12
O15	* at Stanford	L	16-27
O22	at Fordham	L	0-26
O29	* USC	L	7-31
N5	* Idaho	W	19-6
N12	* at California	L	0-20
N19	* Washington (Portland)	W	3-0
N26	* Oregon State (Portland)	L	0-14

1939 (3-4-1, 3-3-1)**Tex Oliver**

S30	* at USC	T	7-7
O7	* Stanford (Portland)	W	10-0
O14	* at California	W	6-0
O21	Gonzaga	L	7-12
O28	* at UCLA	L	6-16
N4	* Washington State	W	39-0
N11	* Oregon State	L	14-19
N25	* at Washington	L	13-20

1940 (4-4-1, 3-4-1)**Tex Oliver**

S27	U.S. Marines	W	12-2
O5	* at Stanford	L	0-13
O12	* Washington (Portland)	L	0-10
O19	* at USC	L	0-13
O26	* at Washington State	T	6-6
N2	* Montana	W	38-0
N9	* UCLA	W	18-0
N16	* at California	L	6-14
N30	* at Oregon State	W	20-0

1941 (5-5, 4-4)**Tex Oliver**

S27	* at Stanford	L	15-19
O3	* Idaho	W	21-7
O11	* at USC	W	20-6
O18	* California (Portland)	W	19-7
O25	* at UCLA	L	7-14
N1	* Washington State	L	0-13
N11	Santa Clara (Portland)	W	21-19
N22	* at Washington	W	19-16
N29	* Oregon State	L	7-12
D6	at Texas	L	7-71

1942 (2-6, 2-5)**John Warren**

S26	Navy Pre-Flight (Portland)	L	9-10
O3	* at Washington State	L	0-7
O10	* Washington (Portland)	L	7-15
O24	* Idaho	W	28-0
O31	* at California	L	7-20
N7	* UCLA	W	14-7
N14	* at USC	L	0-40
N21	* at Oregon State	L	2-39

1945 (3-6, 3-6)**Tex Oliver**

S29	* at Washington	L	6-20
O6	* Idaho	W	33-7
O13	* at Oregon State	L	6-19
O20	* Washington State	W	26-13
O27	* at UCLA	L	0-12
N3	* Washington (Portland)	L	0-7
N10	* at Washington State	L	13-20
N17	* at California	W	20-13
D1	* Oregon State	L	12-13

1946 (4-4-1, 3-4-1)**Tex Oliver**

S28	Pacific	W	7-6
O5	* at California	W	14-13
O12	* Montana	W	34-0
O19	* Washington State	T	0-0
O26	* at Idaho	W	26-13
N2	* at USC	L	0-43
N9	* UCLA (Portland)	L	0-14
N16	* at Washington	L	0-16
N23	* at Oregon State	L	0-13

*Conference Games

YEAR-BY-YEAR SCHEDULE AND RESULTS

1947 (7-3, 5-1)

Jim Aiken

S20	Montana State	W	27-14
S27	Texas (Portland)	L	13-38
O4	Nevada	L	6-13
O11 *	at UCLA	L	7-24
O18 *	Washington (Portland)	W	6-0
O25	San Francisco	W	34-7
N1 *	Idaho	W	34-7
N8 *	at Washington State	W	12-6
N15 *	at Stanford	W	21-6
N22 *	Oregon State	W	14-6

1948 (9-2, 7-0)

Jim Aiken

S18	Santa Barbara	W	55-7
S25 *	at Stanford	W	20-12
O2	at Michigan	L	0-14
O9 *	at Idaho	W	15-8
O16 *	USC (Portland)	W	8-7
O23 *	Washington State	W	33-7
O30	at Mary's	W	14-13
N6 *	at Washington	W	13-7
N12 *	at UCLA	W	26-7
N20 *	at Oregon State	W	10-0
J1 +	SMU	L	13-21

+ Cotton Bowl

1949 (4-6, 2-5)

Jim Aiken

S16	at St. Mary's	W	24-7
S24 *	Idaho	W	41-0
S30 *	at UCLA	L	27-35
O8 *	at Washington State	W	21-0
O15	Colorado	W	42-14
O22 *	at USC	L	13-40
O29	at Iowa	L	31-34
N5 *	Washington (Portland)	L	27-28
N12 *	at California	L	14-41
N19 *	Oregon State	L	10-20

1950 (1-9, 0-7)

Jim Aiken

S16 *	at UCLA	L	0-28
S23 *	California (Portland)	L	7-28
S30	Montana	W	21-13
O7 *	at Idaho	L	0-14
O14	St. Mary's	L	13-18
O21 *	at USC	L	21-30
O28 *	Washington State	L	12-21
N4 *	at Washington	L	13-27
N11	at Colorado	L	7-21
N18 *	Oregon State (Portland)	L	2-14

1951 (2-8, 1-6)

Len Casanova

S22 *	Stanford (Portland)	L	20-27
S29	Arizona	W	39-21
O6	at Pacific	L	6-34
O13 *	Washington (Portland)	L	6-63
O20 *	at UCLA	L	0-41
O27 *	at Washington State	L	6-41
N3 *	Idaho	W	14-13
N10	at Boston U.	L	6-35
N17 *	at California	L	26-28
N24 *	Oregon State	L	7-14

1952 (2-7-1, 2-5)

Len Casanova

S20 *	at UCLA	L	6-13
S27	Nebraska (Portland)	L	13-28
O4 *	at Idaho	W	20-14
O11 *	California (Portland)	L	7-41
O18 *	at Washington	L	0-49
O25	Montana	T	14-14
N1	Pacific	L	6-14
N8* *	at Washington State	L	6-19
N15 *	at Stanford	W	21-20
N22 *	Oregon State (Portland)	L	19-22

1953 (4-5-1, 2-5-1)

Len Casanova

S19	at Nebraska	W	20-12
S26 *	at Stanford	L	0-7
O3 *	UCLA	L	0-12
O10 *	at Washington State	L	0-7
O17 *	Washington (Portland)	L	6-14
O24	San Jose State	W	26-13
O31 *	USC (Portland)	W	13-7
N7 *	Idaho	W	26-6
N14 *	at California	T	0-0
N21 *	Oregon State	L	0-7

1954 (6-4, 5-3)

Len Casanova

S18 *	at Idaho	W	41-0
S25 *	Stanford (Portland)	L	13-18
O2	Utah	L	6-7
O9 *	at California	W	33-27
O16 *	USC (Portland)	L	14-24
O23	San Jose State	W	26-7
O30 *	at Washington	W	26-7
N6 *	at UCLA	L	0-41
N13 *	Washington State	W	26-14
N20 *	at Oregon State	W	33-14

1955 (6-4, 4-3)

Len Casanova

S17	at Utah	W	14-13
S23 *	at USC	L	15-42
O1 *	Washington (Portland)	L	7-19
O8	Colorado	L	6-13
O15 *	California (Portland)	W	21-0
O22	at Arizona	W	46-27
O29 *	Idaho	W	25-0
N5 *	at Washington State	W	35-0
N12 *	at Stanford	L	7-44
N19 *	Oregon State	W	28-0

1956 (4-4-2, 3-3-2)

Len Casanova

S22	at Colorado	W	35-0
S29 *	Idaho	W	21-14
O6 *	at UCLA	L	0-6
O13 *	at Washington	L	7-20
O20 *	Stanford	L	7-21
O27	at Pittsburgh	L	7-14
N3 *	at California	W	28-6
N10 *	Washington State	T	7-7
N17 *	USC (Portland)	W	7-0
N24 *	at Oregon State	T	14-14

1957 (7-4, 6-2)

Len Casanova

S21 *	at Idaho	W	9-6
S28	Pittsburgh (Portland)	L	3-6
O5 *	UCLA (Portland)	W	21-0
O12	San Jose State	W	26-0
O19 *	at Washington State	W	14-13
O26 *	California	W	24-6
N2 *	at Stanford	W	27-26
N9 *	Washington (Portland)	L	6-13
N16 *	at USC	W	16-7
N23 *	Oregon State	L	7-10
J1 +	Ohio State	L	7-10

+ Rose Bowl

1958 (4-6, 4-4)

Len Casanova

S20 *	Idaho	W	27-0
O4	at Oklahoma	L	0-6
O11 *	USC (Portland)	W	25-0
O18 *	Washington State	L	0-6
O25 *	at California	L	6-23
N1 *	at Washington	L	0-6
N8 *	Stanford	W	12-0
N15 *	at UCLA	L	3-7
N22 *	at Oregon State	W	20-0
D5	at Miami, Fla.	L	0-2

*Conference Games

YEAR-BY-YEAR SCHEDULE AND RESULTS

1959 (8-2)**Len Casanova**

S19	at Stanford	W	28-27
S26	Utah	W	21-6
O3*	at Washington State	W	14-6
O9	at San Jose State	W	35-12
O17	Air Force (Portland)	W	21-3
O24	Washington (Portland)	L	12-13
O31	at Idaho	W	45-7
N7	at California	W	20-18
N14	at Washington State	W	7-6
N21	Oregon State	L	7-15

1960 (7-3-1)**Len Casanova**

S17	Idaho	W	33-6
S24	at Michigan	L	0-21
O1	at Utah	W	20-17
O8	San Jose State	W	33-0
O15	Washington State	W	21-12
O22	at California	W	20-0
O29	at Washington	L	6-7
N5	Stanford (Portland)	W	27-6
N12	West Virginia (Portland)	W	20-6
N19	at Oregon State	T	14-14
D17	+ Penn State	L	12-41

*+ Liberty Bowl***1961 (4-6)****Len Casanova**

S23	Idaho	W	51-0
S30	at Utah	L	6-14
O7	at Minnesota	L	7-14
O14	Arizona (Portland)	L	6-15
O21	San Jose State	W	21-6
O28	Washington (Portland)	W	7-6
N4	at Stanford	W	19-7
N11	at Washington State	L	21-22
N18	Ohio State	L	12-22
N25	Oregon State	L	2-6

1962 (6-3-1)**Len Casanova**

S22	at Texas	L	13-25
S29	Utah	W	35-8
O6	San Jose State	W	14-0
O13	at Rice	W	31-12
O20	at Air Force	W	35-20
O27	at Washington	T	21-21
N3	Stanford (Portland)	W	28-14
N10	Washington State	W	28-10
N17	Ohio State	L	7-26
N24	at Oregon State	L	17-20

1963 (8-3)**Len Casanova**

S21	Penn State (Portland)	L	7-17
S28	at Stanford	W	36-7
O5	at West Virginia	W	35-0
O12	Idaho	W	41-21
O19	at Arizona	W	28-12
O26	Washington (Portland)	L	19-26
N2	San Jose State	L	7-13
N9	at Washington State	W	21-7
N16	Indiana (Portland)	W	28-22
N30	Oregon State	W	31-14
D31	+ SMU	W	21-14

*+ Sun Bowl***1964 (7-2-1, 1-2-1)****Len Casanova**

S19	BYU	W	20-13
S26	Pittsburgh (Portland)	W	22-13
O3	at Penn State	W	22-14
O10	at Idaho	W	14-8
O17	Arizona	W	21-0
O24	* at Washington	W	7-0
O31	* Stanford (Portland)	L	8-10
N7	* Washington State	T	21-21
N14	at Indiana	W	29-21
N21	* at Oregon State	L	6-7

1965 (4-5-1, 0-5)**Len Casanova**

S18	at Pittsburgh	W	17-15
S25	at Utah	W	31-14
O2	BYU	W	27-14
O9	* at Stanford	L	14-17
O16	Air Force (Portland)	T	18-18
O23	* Washington (Portland)	L	20-24
O30	Idaho	W	17-14
N6	* at Washington State	L	7-27
N13	* California (Portland)	L	0-24
N20	* Oregon State	L	14-19

1966 (3-7, 1-3)**Len Casanova**

S17	at Oklahoma	L	0-17
S24	Utah	L	14-17
O1	San Jose State	L	7-21
O8	* Stanford (Portland)	W	7-3
O15	at Air Force	W	17-6
O22	* at Washington	L	7-10
O29	at Idaho	W	28-7
N5	* Washington State	L	13-14
N12	at Arizona State	L	10-14
N19	* at Oregon State	L	15-20

1967 (2-8, 1-5)**Jerry Frei**

S16	* at California	L	13-21
S23	Colorado	L	13-17
S30	at Utah	L	0-21
O7	at Ohio State	L	0-30
O14	* Washington	L	0-26
O21	Idaho	W	31-6
O28	* at USC	L	6-28
N4	* at Washington State	W	17-13
N11	* at Stanford	L	14-17
N18	* Oregon State	L	10-14

1968 (4-6, 2-4)**Jerry Frei**

S21	at Colorado	L	7-28
S28	* Stanford	L	12-28
O5	at Ohio State	L	6-21
O12	* at Washington	W	3-0
O19	Idaho	W	23-8
O26	Utah	W	14-6
N2	* USC	L	13-20
N9	* Washington State	W	27-13
N16	* at California	L	8-36
N23	* at Oregon State	L	19-41

1969 (5-5-1, 2-3)**Jerry Frei**

S20	at Utah	W	28-17
S27	* at Stanford	L	0-28
O4	* at Washington State	W	25-24
O11	San Jose State	L	34-36
O18	at Air Force	L	13-60
O25	* Washington	W	22-7
N1	Idaho	W	58-14
N8	Army	T	17-17
N15	* UCLA	L	10-13
N22	* Oregon State	L	7-10
N29	at Hawaii	W	57-16

1970 (6-4-1, 4-3)**Jerry Frei**

S12	* at California	W	31-24
S19	at Illinois	L	16-20
S26	* Stanford	L	10-33
O3	* Washington State	W	28-13
O10	* at UCLA	W	41-40
O17	Idaho	W	49-13
O24	* USC	W	10-7
O31	* at Washington	L	23-25
N7	Air Force	W	46-35
N14	at Army	T	22-22
N21	* at Oregon State	L	9-24

**Conference Games*

YEAR-BY-YEAR SCHEDULE AND RESULTS

1971 (5-6, 2-4)**Jerry Frei**

S11	at Nebraska	L	7-34
S18	Utah	W	36-29
S25 *	at Stanford	L	17-38
O2	at Texas	L	7-35
O9 *	at USC	W	28-23
O16 *	Washington	W	23-21
O23	San Jose State	W	34-14
O30 *	at Washington State	L	21-31
N6	at Air Force	W	23-14
N13 *	California	L	10-17
N20 *	Oregon State	L	29-30

1972 (4-7, 2-5)**Dick Enright**

S9	at Missouri	L	22-24
S16	Arizona	W	34-7
S23	at Oklahoma	L	3-68
S29 *	at UCLA	L	20-65
O7 *	at Washington	L	17-23
O14 *	Washington State	L	14-31
O21 *	Stanford	W	15-13
O28 *	USC	L	0-18
N4 *	at California	L	12-31
N11	San Jose State	W	27-2
N18 *	at Oregon State	W	30-3

1973 (2-9, 2-5)**Dick Enright**

S15	Arizona State	L	20-26
S22	at Air Force	L	17-24
S29	Utah	L	17-35
O6	at Michigan	L	0-24
O13 *	California	W	41-10
O20 *	at USC	L	10-31
O27 *	Washington	W	58-0
N3 *	at Washington State	L	14-21
N10 *	UCLA	L	7-27
N17 *	at Stanford	L	7-24
N24 *	Oregon State	L	14-17

1974 (2-9, 0-7)**Don Read**

S14	at Nebraska	L	7-61
S21	Air Force	W	27-23
S28	at Utah	W	23-16
O5	at Northwestern	L	10-14
O12 *	at California	L	10-40
O19 *	USC	L	7-16
O26 *	at Washington	L	0-66
N2 *	Washington State	L	16-21
N9 *	at UCLA	L	0-21
N16 *	Stanford	L	9-17
N23 *	at Oregon State	L	16-35

1975 (3-8, 2-5)**Don Read**

S13	at Oklahoma	L	7-62
S20	San Jose State	L	0-5
S27	at Minnesota	L	7-10
O4 *	Washington	L	17-27
O11 *	California	L	7-34
O18 *	at USC	L	3-17
O25	Utah	W	18-7
N1 *	at Washington State	W	26-14
N8 *	UCLA	L	17-50
N15 *	at Stanford	L	30-33
N22 *	Oregon State	W	14-7

1976 (4-7, 1-6)**Don Read**

S11	Colorado State	W	17-3
S18 *	USC	L	0-53
S25	at Utah	W	21-13
O2	Utah State	W	27-9
O9 *	at California	L	10-27
O16	at Notre Dame	L	0-41
O23 *	at Washington	L	7-14
O30 *	Washington State	L	22-23
N6 *	at UCLA	L	0-46
N13 *	Stanford	L	17-28
N20 *	at Oregon State	W	23-14

1977 (2-9, 1-6)**Rich Brooks**

S10	at Georgia	L	16-27
S17	at TCU	W	29-24
S24	Wisconsin	L	10-22
O1 *	at Stanford	L	10-20
O8 *	Washington	L	0-54
O15 *	at USC	L	15-33
O22	at LSU	L	17-56
O29 *	at Washington State	L	20-56
N5 *	UCLA	L	3-21
N12 *	California	L	16-48
N19 *	Oregon State	W	28-16

1978 (2-9, 2-5)**Rich Brooks**

S9	at Colorado	L	7-24
S16 *	USC	L	10-37
S23	TCU	L	10-14
S30	at Wisconsin	L	19-22
O7 *	at California	L	18-21
O14	BYU	L	16-17
O21 *	at Washington	L	14-20
O28 *	Washington State	W	31-7
N4 *	at UCLA	L	21-23
N11 *	Arizona	L	3-24
N25 *	at Oregon State	W	24-3

1979 (6-5, 4-3)**Rich Brooks**

S8	at Colorado	W	33-19
S15	at Michigan State	L	17-41
S22 *	Washington	L	17-21
S29	at Purdue	L	7-13
O6 *	California	W	19-14
O13 *	at Arizona	L	13-24
O20	Air Force	W	17-9
O27 *	at Washington State	W	37-26
N10 *	at Stanford	W	16-7
N17 *	UCLA	L	0-35
N24 *	Oregon State	W	24-3

1980 (6-3-2, 4-3-1)**Rich Brooks**

S6 *	Stanford	L	25-35
S13	Kansas	T	7-7
S20	Michigan State	W	35-7
S27 *	at Washington	W	34-10
O11 *	at California	L	6-31
O18 *	USC	T	7-7
O25	UNLV	W	32-9
N1 *	Washington State	W	20-10
N8 *	at UCLA	W	20-14
N15 *	at Oregon State	W	40-21
N22 *	at Arizona State	L	37-42

1981 (2-9, 1-6)**Rich Brooks**

S5	at Fresno State	L	16-23
S12	at Kansas	L	10-19
S19	Pacific	W	34-0
S26 *	Washington	L	3-17
O10 *	at Arizona State	L	0-24
O17 *	Arizona	L	14-18
O24	Air Force	L	10-20
O31 *	UCLA	L	11-18
N7 *	at Washington State	L	7-39
N14 *	at Stanford	L	3-42
N21 *	Oregon State	W	47-17

1982 (2-8-1, 2-6)**Rich Brooks**

S4 *	Arizona State	L	3-34
S11	San Jose State	L	13-18
S18	Fresno State	L	4-10
S25 *	at Washington	L	21-37
O2 *	at USC	L	7-38
O16 *	at California	L	7-10
O23	Notre Dame	T	13-13
O30 *	at UCLA	L	12-40
N6 *	Washington State	L	3-10
N20 *	Arizona	W	13-7
N27 *	at Oregon State	W	7-6

*Conference Games

YEAR-BY-YEAR SCHEDULE AND RESULTS

1983 (4-6-1, 3-3-1)**Rich Brooks**

S3	Pacific	L	15-21
S10	Ohio State	L	6-31
S24	Houston	W	15-14
O1	at San Jose State	L	34-44
O8 *	California	W	24-17
O15 *	at Arizona	W	19-10
O22 *	Washington	L	3-32
O29 *	at Washington State	L	7-24
N5 *	UCLA	L	13-24
N12 *	at Stanford	W	16-7
N19 *	Oregon State	T	0-0

1984 (6-5, 3-5)**Rich Brooks**

S8	Long Beach State	W	28-17
S15	Colorado	W	27-20
S22 *	at California	W	21-14
S29	Pacific	W	30-14
O6 *	at Arizona	L	14-28
O13 *	USC	L	9-19
O20 *	at Washington	L	10-17
O27 *	Washington State	L	41-50
N3 *	at UCLA	W	20-18
N10 *	Arizona State	L	10-44
N17 *	at Oregon State	W	31-6

1985 (5-6, 3-4)**Rich Brooks**

A31 *	at Washington State	W	42-39
S14	at Colorado	L	17-21
S21 *	Stanford	W	45-28
S28	at Nebraska	L	0-63
O5 *	Washington	L	13-19
O19 *	California	L	24-27
O26	at San Diego State	W	49-37
N2	San Jose State	W	35-13
N16 *	at Arizona	L	8-20
N23 *	Oregon State	W	34-13
N29 *	at USC (Tokyo)	L	6-20

1986 (5-6, 3-5)**Rich Brooks**

S6	at San Jose State	W	21-14
S13	Colorado	W	32-30
S20 *	Arizona	L	17-41
S27	at Nebraska	L	14-48
O4 *	at USC	L	21-35
O11 *	Arizona State	L	17-37
O18 *	Stanford	L	7-41
O25 *	at Washington	L	3-38
N1 *	at California	W	27-9
N15 *	Washington State	W	27-17
N22 *	at Oregon State	W	49-28

1987 (6-5, 4-4)**Rich Brooks**

S12	at Colorado	W	10-7
S19	at Ohio State	L	14-24
S26	San Diego State	W	25-20
O3 *	Washington	W	29-22
O10 *	USC	W	34-27
O17 *	at UCLA	L	10-41
O24 *	at Stanford	L	10-13
O31 *	California	L	6-20
N7 *	at Arizona State	L	13-37
N14 *	at Washington State	W	31-17
N21 *	Oregon State	W	44-0

1988 (6-6, 3-5)**Rich Brooks**

S10	Long Beach State	W	49-0
S17 *	at Washington State	W	43-28
S24 *	Stanford	W	7-3
O1	at San Diego State	W	34-13
O8 *	at USC	L	14-42
O15	Idaho State	W	52-7
O22 *	Washington	W	17-14
O29 *	Arizona State	L	20-21
N5 *	UCLA	L	6-16
N12 *	at Arizona	L	27-41
N19 *	at Oregon State	L	10-21
D3	at Hawaii	L	17-41

1989 (8-4, 5-3)**Rich Brooks**

S9 *	California	W	35-19
S16	at Iowa	W	44-6
S23 *	at Stanford	L	17-18
S30 *	Arizona	W	16-10
O7 *	Washington State	L	38-51
O14 *	at Washington	L	14-20
O21 *	at Arizona State	W	27-7
O28	Long Beach State	W	52-10
N4	at BYU	L	41-45
N11 *	at UCLA	W	38-20
N18 *	Oregon State	W	30-21
D16 +	vs. Tulsa	W	27-24

*+ Independence Bowl***1990 (8-4, 4-3)****Rich Brooks**

S8	San Diego State	W	42-21
S15	Idaho	W	55-23
S22 *	at Arizona	L	17-22
S29	BYU	W	32-16
O6	Utah State	W	52-7
O13 *	at Washington	L	17-38
O20 *	Arizona State	W	27-7
O27 *	Stanford	W	31-0
N3 *	UCLA	W	28-24
N10 *	at California	L	3-28
N17 *	at Oregon State	W	6-3
D29 +	vs. Colorado State	L	31-32

*+ Freedom Bowl***1991 (3-8, 1-7)****Rich Brooks**

S7 *	Washington State	W	40-14
S14	at Texas Tech	W	28-13
S21	at Utah	L	17-24
S28 *	USC	L	14-30
O5	New Mexico State	W	29-6
O12 *	at California	L	7-45
O26 *	at Washington	L	7-29
N2 *	Stanford	L	13-33
N9 *	at Arizona State	L	21-24
N16 *	at UCLA	L	7-16
N23 *	Oregon State	L	3-14

1992 (6-6, 4-4)**Rich Brooks**

S5	Hawaii	L	21-24
S12	at Stanford	L	7-21
S19	Texas Tech	W	16-13
S26	UNLV	W	59-6
O3 *	Arizona State	W	30-20
O10 *	at USC	L	10-32
O17 *	Washington	L	3-24
O31 *	at Washington State	W	34-17
N7 *	California	W	37-17
N14 *	UCLA	L	6-9
N21 *	at Oregon State	W	7-0
D31 +	vs. Wake Forest	L	35-39

*+ Independence Bowl***1993 (5-6, 2-6)****Rich Brooks**

S4	at Colorado State	W	23-9
S11	Montana	W	35-30
S25	at Illinois	W	13-7
O2 *	at California	L	41-42
O9 *	USC	L	13-24
O16 *	at Arizona State	W	45-36
O23 *	at Washington	L	6-21
O30 *	Washington State	W	46-23
N6 *	at Arizona	L	10-31
N13 *	Stanford	L	34-38
N20 *	Oregon State	L	12-15

1994 (9-4, 7-1)**Rich Brooks**

S3	Portland State	W	58-16
S10	at Hawaii	L	16-36
S17	Utah	L	16-34
S24	Iowa	W	40-18
O1 *	at USC	W	22-7
O8 *	at Washington State	L	7-21
O15 *	California	W	23-7
O22 *	Washington	W	31-20
O29 *	Arizona	W	10-9
N5 *	Arizona State	W	34-10
N12 *	at Stanford	W	55-21
N19 *	at Oregon State	W	17-13
J2 +	vs. Penn State	L	20-38

*+ Rose Bowl***Conference Games*

YEAR-BY-YEAR SCHEDULE AND RESULTS

1995 (9-3, 6-2)

Mike Bellotti

S2	at Utah	W	27-20
S9	Illinois	W	34-31
S16	* at UCLA	W	38-31
S23	* Stanford	L	21-28
O7	Pacific	W	45-7
O14	* at California	W	52-30
O21	* Washington State	W	26-7
O28	* Arizona State	L	24-35
N4	* at Washington	W	24-22
N11	* at Arizona	W	17-13
N18	* Oregon State	W	12-10
J1	+ vs. Colorado	L	6-38

+ Cotton Bowl

1996 (6-5, 3-5)

Mike Bellotti

A31	Fresno State	(ot) W	30-27
S7	Nevada	W	44-30
S14	Colorado State	W	35-28
S21	* at Washington State	L	44-55
S28	* at Arizona State	L	27-48
O5	* UCLA	L	22-41
O12	* at Stanford	(ot) L	24-27
O26	* Washington	L	14-33
N9	* Arizona	W	49-31
N16	* California	W	40-23
N23	* at Oregon State	W	49-13

1997 (7-5, 3-5)

Mike Bellotti

S4	* Arizona	W	16-9
S13	at Nevada	(ot) W	24-20
S20	Fresno State	W	43-40
S27	* at Stanford	L	49-58
O4	* Washington State	L	13-24
O11	* UCLA	L	31-39
O18	Utah	W	31-13
O25	* at USC	L	22-24
N8	* at Washington	W	31-28
N15	* at Arizona State	L	31-52
N22	* Oregon State	W	48-30
D20	+ vs. Air Force	W	41-13

+ Las Vegas Bowl

1998 (8-4, 5-3)

Mike Bellotti

S5	Michigan State	W	48-14
S12	at UTEP	W	33-26
S19	San Jose State	W	58-3
S26	* Stanford	W	63-28
O10	* at Washington State	W	51-29
O17	* at UCLA	(ot) L	38-41
O24	* USC	W	17-13
O31	* at Arizona	L	3-38
N7	* Washington	W	27-22
N14	* Arizona State	W	51-19
N21	* at Oregon State	(2ot) L	41-44
D25	+ vs. Colorado	L	43-51

+ Aloha Bowl

*Conference Games

1999 (9-3, 6-2)

Mike Bellotti

S2	at Michigan State	L	20-27
S11	UTEP	W	47-28
S18	Nevada	W	72-10
S25	* USC	(3ot) W	33-30
O02	* at Washington	L	20-34
O9	* at UCLA	L	29-34
O23	* at Arizona	W	44-41
O30	* Arizona State	W	20-17
N6	* Washington State	W	52-10
N13	* at California	W	24-19
N20	* Oregon State	W	25-14
D31	+ vs. Minnesota	W	24-20

+ Sun Bowl

2000 (10-2, 7-1)

Mike Bellotti

S2	Nevada	W	36-7
S9	at Wisconsin	L	23-27
S16	Idaho	W	42-13
S23	* UCLA	W	29-10
S30	* Washington	W	23-16
O14	* at USC	W	28-17
O21	* Arizona	W	14-10
O28	* at Arizona State	(2ot) W	56-55
N4	* at Washington St.	(ot) W	27-24
N11	* California	W	25-17
N18	* at Oregon State	L	13-23
D29	+ vs. Texas	W	35-30

+ Holiday Bowl

2001 (11-1, 7-1)

Mike Bellotti

S1	Wisconsin	W	31-28
S8	Utah	W	24-10
S22	* USC	W	24-22
S29	at Utah State	W	38-21
O6	* at Arizona	W	63-28
O13	* at California	W	48-7
O20	* Stanford	L	42-49
O27	* at Washington State	W	24-17
N3	* Arizona State	W	42-24
N10	* at UCLA	W	21-20
D1	* Oregon State	W	17-14
J1	+ vs. Colorado	W	38-16

+ Fiesta Bowl

2002 (7-6, 3-5)

Mike Bellotti

A31	Mississippi State	W	36-13
S7	Fresno State	W	28-24
S14	Idaho	W	58-21
S21	Portland State	W	41-0
O5	* at Arizona	W	31-14
O12	* at UCLA	W	31-30
O19	* Arizona State	L	42-45
O26	* USC	L	33-44
N2	* Stanford	W	41-14
N9	* at Washington State	L	21-32
N16	* Washington	L	14-42
N23	* at Oregon State	L	24-45
D30	+ vs. Wake Forest	L	17-38

+ Seattle Bowl

2003 (8-5, 5-3)

Mike Bellotti

A30	at Mississippi State	W	42-34
S6	Nevada	W	31-23
S13	* at Arizona	W	48-10
S20	Michigan	W	31-27
S27	* Washington State	L	16-55
O5	at Utah	L	13-17
O11	* at Arizona State	L	14-59
O25	* Stanford	W	35-0
N1	* at Washington	L	10-42
N8	* California	W	21-17
N15	* at UCLA	W	31-13
N22	* Oregon State	W	34-20
D31	+ vs. Minnesota	L	30-31

+ Sun Bowl

2004 (5-6, 4-4)

Mike Bellotti

S11	Indiana	L	24-30
S18	at Oklahoma	L	7-31
S25	Idaho	W	48-10
O2	* Arizona State	L	13-28
O9	* at Washington State	W	41-38
O16	* Arizona	W	28-14
O23	* at Stanford	W	16-13
O30	* Washington	W	31-6
N6	* at California	L	27-28
N13	* UCLA	L	26-34
N20	* at Oregon State	L	21-50

2005 (10-2, 7-1)

Mike Bellotti

S1	at Houston	W	38-24
S10	Montana	W	47-14
S17	Fresno State	W	37-34
S24	* USC	L	13-45
O1	* at Stanford	W	44-20
O8	* at Arizona State	W	31-17
O15	* Washington	W	45-21
O22	* at Arizona	W	28-21
N5	* California	(ot) W	27-20
N12	* at Washington State	W	34-31
N19	* Oregon State	W	56-14
D29	+ vs. Oklahoma	L	14-17

+ Holiday Bowl

2006 (7-6, 4-5)

Mike Bellotti

S2	* Stanford	W	48-10
S9	at Fresno State	W	31-24
S16	Oklahoma	W	34-33
S30	* at Arizona State	W	48-13
O7	* at California	L	24-45
O14	* UCLA	W	30-20
O21	* at Washington State	L	23-34
O28	Portland State	W	55-12
N4	* Washington	W	34-14
N11	* at USC	L	10-35
N18	* Arizona	L	10-37
N24	* at Oregon State	L	28-30
D21	+ vs. BYU	L	8-38

+ Las Vegas Bowl

YEAR-BY-YEAR SCHEDULE AND RESULTS

2007 (9-4, 5-4)**Mike Bellotti**

S1	Houston	W	48-27
S8	at Michigan	W	39-7
S15	Fresno State	W	52-21
S22	* at Stanford	W	55-31
S29	* California	L	24-31
O13	* Washington State	W	53-7
O20	* at Washington	W	55-34
O27	* USC	W	24-17
N3	* Arizona State	W	35-23
N15	* at Arizona	L	24-34
N24	* at UCLA	L	0-16
D1	* Oregon State (ot)	L	31-38
D31	+ vs. South Florida	W	56-21

+ Sun Bowl

2008 (10-3, 7-2)**Mike Bellotti**

A30	* Washington	W	44-10
S6	Utah State	W	66-24
S13	at Purdue (ot)	W	32-26
S20	Boise State	L	32-37
S27	* at Washington State	W	63-14
O4	* at USC	L	10-44
O11	* UCLA	W	31-24
O25	* at Arizona State	W	54-20
N1	* at California	L	16-26
N8	* Stanford	W	35-28
N15	* Arizona	W	55-45
N29	* at Oregon State	W	65-38
D30	+ vs. Oklahoma State	W	42-31

+ Holiday Bowl

2009 (10-3, 8-1)**Chip Kelly**

S3	at Boise State	L	8-19
S12	Purdue	W	38-36
S19	Utah	W	31-24
S26	* California	W	42-3
O3	* Washington State	W	52-6
O10	* at UCLA	W	24-10
O24	* at Washington	W	43-19
O31	* USC	W	47-20
N7	* at Stanford	L	42-51
N14	* Arizona State	W	44-21
N21	* at Arizona (2ot)	W	44-41
D3	* Oregon State	W	37-33
J1	+ vs. Ohio State	L	17-26

+ Rose Bowl

2010 (12-1, 9-0)**Chip Kelly**

S4	New Mexico	W	72-0
S11	at Tennessee	W	48-13
S18	Portland State	W	69-0
S25	* at Arizona State	W	42-31
O2	* Stanford	W	52-31
O9	* at Washington State	W	43-23
O21	* UCLA	W	60-13

O30	* at USC	W	53-32
N6	* Washington	W	53-16
N13	* at California	W	15-13
N26	* Arizona	W	48-29
D4	* at Oregon State	W	37-20
J10	+ vs. Auburn	L	19-22

+ BCS National Championship

2011 (12-2, 8-1)**Chip Kelly**

S3	# vs. LSU	L	27-40
S10	Nevada	W	69-20
S17	Missouri State	W	56-7
S24	* at Arizona	W	56-31
O6	* California	W	43-15
O15	* Arizona State	W	41-27
O22	* at Colorado	W	45-2
O29	* Washington State	W	43-28
N5	* at Washington	W	34-17
N12	* at Stanford	W	53-30
N19	* USC	L	35-38
N26	* Oregon State	W	49-21
D2	^ UCLA	W	49-31
J2	+ vs. Wisconsin	W	45-38

Cowboys Classic in Arlington, Texas

^ Pac-12 Championship Game

+ Rose Bowl

2012 (12-1, 8-1)**Chip Kelly**

S1	Arkansas State	W	57-34
S8	Fresno State	W	42-25
S15	Tennessee Tech	W	63-14
S22	* Arizona	W	49-0
S29	* vs. ^Washington State	W	51-26
O6	* Washington	W	52-21
O18	* at Arizona State	W	43-21
O27	* Colorado	W	70-14
N3	* at USC	W	62-51
N10	* at California	W	59-17
N17	* Stanford (ot)	L	14-17
N24	* at Oregon State	W	48-24
J3	+ vs. Kansas State	W	35-17

^ at CenturyLink Field in Seattle, Wash.

+ Fiesta Bowl

2013 (11-2, 7-2)**Mark Helfrich**

A31	Nicholls	W	66-3
S7	at Virginia	W	59-10
S14	Tennessee	W	59-14
S28	* California	W	55-16
O5	* at Colorado	W	57-16
O12	* at Washington	W	45-24
O19	* Washington State	W	62-38
O26	* UCLA	W	42-14
N7	* at Stanford	L	20-26
N16	* Utah	W	44-21
N23	* at Arizona	L	16-42
N29	* Oregon State	W	36-35
D30	+ vs. Texas	W	30-7

+ Alamo Bowl

2014 (13-2, 8-1)**Mark Helfrich**

A30	South Dakota	W	62-13
S6	Michigan State	W	46-27
S13	Wyoming	W	48-14
S20	* at Washington State	W	38-31
O2	* Arizona	L	24-31
O11	* at UCLA	W	42-30
O18	* Washington	W	45-20
O24	* vs. #California	W	59-41
N1	* Stanford	W	45-16
N8	* at Utah	W	51-27
N22	* Colorado	W	47-19
N29	* at Oregon State	W	47-19
D5	^ vs. #Arizona	W	51-13
J1	+ vs. Florida State	W	59-20
J12	\$ vs. Ohio State	L	20-42

at Levi's Stadium, Santa Clara, Calif.

^ Pac-12 Championship Game

+ Rose Bowl

\$ CFP National Championship Game

2015 (9-4, 7-2)**Mark Helfrich**

S5	Eastern Washington.	W	61-42
S12	at Michigan State	L	28-31
S19	Georgia State	W	61-28
S26	* Utah	L	20-62
O3	* at Colorado	W	41-24
O10	* Washington State (2ot)	L	38-45
O17	* at Washington	W	26-20
O29	* at Arizona State (3ot)	W	61-55
N7	* California	W	44-28
N14	* at Stanford	W	38-36
N21	* USC	W	48-28
N27	* Oregon State	W	52-42
J2	+ vs. TCU (3ot)	L	41-47

+ Valero Alamo Bowl

2016 (4-8, 2-7)**Mark Helfrich**

S3	UC Davis	W	53-28
S10	Virginia	W	44-26
S17	at Nebraska	L	32-35
S24	* Colorado	L	38-41
O1	* at Washington State	L	33-51
O8	* Washington	L	21-70
O21	* at California (2ot)	L	49-52
O29	* Arizona State	W	54-35
N5	* at USC	L	20-45
N12	* Stanford	L	27-52
N19	* at Utah	W	30-28
N26	* at Oregon State	L	24-34

2017 (2-0, 0-0)**Willie Taggart**

S2	Southern Utah	W	77-21
S9	Nebraska	W	42-35

*Conference Games

ALL-TIME OPPONENT SERIES RECORDS

	W	L	T	First (result)	Last (result)
Air Force	8	3	1	1959 (35-12)	1997 (41-13)
Albany College	3	0	2	1894 (44-2)	1904 (4-0)
Arizona	25	16	0	1937 (6-20)	2014 (51-13)
Arizona State	19	16	0	1966 (10-14)	2016 (54-35)
Arkansas State	1	0	0	2012 (57-34)	2012 (57-34)
Army	0	0	2	1969 (17-17)	1970 (22-22)
Auburn	0	1	0	2011 (19-22)	2011 (19-22)
Boise State	0	2	0	2008 (32-37)	2009 (8-19)
Boston University	0	1	0	1951 (6-35)	1951 (6-35)
Bremerton Sailors	1	0	0	1913 (43-6)	1913 (43-6)
BYU	3	3	0	1964 (20-13)	2006 (8-38)
California	37	40	2	1899 (0-12)	2016 (49-52)
Capitol A.C.	0	1	0	1900 (0-5)	1900 (0-5)
Camp Lewis	1	0	0	1918 (20-3)	1918 (20-3)
Chemawa Indians	5	0	0	1897 (10-0)	1905 (17-0)
Colorado	12	9	0	1949 (42-14)	2016 (38-41)
Colorado State	3	1	0	1976 (17-3)	1996 (35-28)
Columbia	1	0	0	1933 (14-7)	1933 (14-7)
Drake	1	0	0	1930 (14-7)	1930 (14-7)
Eastern Washington	1	0	0	2015 (61-42)	2015 (61-42)
Florida	0	1	0	1929 (6-20)	1929 (6-20)
Florida State	1	0	0	2014 (59-20)	2014 (59-20)
Fordham	0	1	0	1938 (0-26)	1938 (0-26)
Foundation	1	0	0	1918 (41-0)	1918 (41-0)
Fresno State	7	2	0	1981 (16-23)	2012 (42-25)
Georgia	0	1	0	1977 (16-27)	1977 (16-27)
Georgia State	1	0	0	2015 (61-28)	2015 (61-28)
Gonzaga	5	1	0	1932 (13-0)	1939 (7-12)
Harvard	0	1	0	1919 (6-7)	1919 (6-7)
Hawaii	4	3	0	1921 (47-0)	1994 (16-36)
Honolulu	1	0	0	1928 (13-2)	1928 (13-2)
Houston	3	0	0	1983 (15-14)	2007 (48-27)
Idaho	52	3	4	1901 (0-0)	2004 (48-10)
Idaho State	1	0	0	1988 (52-7)	1988 (52-7)
Illinois	2	1	0	1970 (16-20)	1995 (34-31)
Indiana	2	1	0	1963 (28-22)	2004 (24-30)
Iowa	2	1	0	1949 (31-24)	1994 (40-18)
Kansas	0	1	1	1980 (7-7)	1981 (10-19)
Kansas State	1	0	0	2013 (35-17)	2013 (35-17)
Linfield	3	0	0	1927 (7-0)	1933 (53-0)
Long Beach State	3	0	0	1984 (28-17)	1989 (52-10)
LSU	1	3	0	1932 (12-0)	2011 (27-40)
Mare Island Marines	0	1	0	1917 (0-27)	1917 (0-27)
Miami (Fla.)	0	1	0	1958 (0-2)	1958 (0-2)
Michigan	2	3	0	1948 (0-14)	2007 (39-7)
Michigan State	3	3	0	1979 (17-41)	2015 (28-31)
Minnesota	1	3	0	1961 (7-14)	2003 (30-31)
Mississippi State	2	0	0	2002 (36-13)	2003 (42-34)
Missouri	0	1	0	1972 (22-24)	1972 (22-24)
Missouri State	1	0	0	2011 (56-7)	2011 (56-7)
Montana	7	0	1	1928 (31-6)	2005 (47-14)
Montana State	1	0	0	1947 (27-14)	1947 (27-14)
Multnomah A.C.	11	20	3	1896 (6-12)	1925 (0-0)
Navy Pre-Flight	0	1	0	1942 (9-10)	1942 (9-10)
Nebraska	2	6	0	1952 (13-25)	2017 (42-35)
Nevada	6	1	0	1947 (6-13)	2011 (69-20)
New Mexico	1	0	0	2010 (72-0)	2010 (72-0)
New Mexico State	1	0	0	1991 (29-6)	1991 (29-6)
New York University	1	0	0	1931 (14-6)	1931 (14-6)
Nicholls	1	0	0	2013 (66-3)	2013 (66-3)
North Dakota	0	0	1	1931 (0-0)	1931 (0-0)
Northwestern	0	1	0	1974 (10-14)	1974 (10-14)

	W	L	T	First (result)	Last (result)
Notre Dame	0	1	1	1976 (0-41)	1982 (13-13)
Ohio State	0	9	0	1957 (7-10)	2014 (20-42)
Oklahoma	1	6	0	1958 (0-6)	2006 (34-33)
Oklahoma State	1	0	0	2008 (42-31)	2008 (42-31)
Oregon Alumni	6	0	0	1903 (6-0)	1913 (42-3)
Oregon Medics	1	0	0	1902 (11-0)	1902 (11-0)
Oregon State	63	47	10	1894 (0-12)	2016 (24-34)
Pacific (Calif.)	4	3	0	1946 (7-6)	1995 (45-7)
Pacific (Ore.)	14	0	2	1894 (0-0)	1932 (26-6)
Pearl Harbor	1	0	0	1921 (3-3)	1921 (3-3)
Pendleton H.S.	1	0	0	1901 (12-0)	1901 (12-0)
Pennsylvania	1	0	0	1916 (14-0)	1916 (14-0)
Penn State	1	3	0	1960 (12-41)	1995 (20-38)
Pittsburgh	2	2	0	1956 (7-14)	1965 (17-15)
Portland	4	1	0	1894 (0-12)	1936 (14-0)
Portland State	4	0	0	1994 (58-16)	2010 (69-0)
Puget Sound	1	0	0	1910 (115-0)	1910 (115-0)
Purdue	2	1	0	1979 (7-13)	2009 (38-36)
Rice	1	0	0	1962 (31-12)	1962 (31-12)
St. Mary's	3	7	0	1929 (6-31)	1950 (13-18)
San Diego State	4	0	0	1985 (49-37)	1990 (42-21)
San Francisco	1	0	0	1947 (34-7)	1947 (34-7)
San Jose State	12	6	0	1953 (26-13)	1998 (58-3)
Santa Clara	2	0	0	1932 (7-0)	1941 (21-19)
SMU	1	1	0	1948 (13-21)	1963 (21-14)
South Dakota	1	0	0	2014 (62-13)	2014 (62-13)
South Florida	1	0	0	2007 (56-21)	2007 (56-21)
Southern Oregon	2	0	0	1899 (35-0)	1900 (21-0)
Southern Utah	1	0	0	2017 (77-21)	2017 (77-21)
Stanford	32	47	1	1900 (0-34)	2016 (27-52)
TCU	1	1	0	1977 (29-24)	1978 (10-14)
Tennessee	2	0	0	2010 (48-13)	2013 (59-14)
Tennessee Tech	1	0	0	2012 (63-14)	2012 (63-14)
Texas	2	4	0	1941 (7-21)	2013 (30-7)
Texas Tech	2	0	0	1991 (28-13)	1992 (16-13)
Tulsa	1	0	0	1989 (27-24)	1989 (27-24)
UC Davis	1	0	0	2016 (53-28)	2016 (53-28)
UC Santa Barbara	1	0	0	1948 (55-7)	1948 (55-7)
UCLA	28	39	0	1928 (26-6)	2014 (42-30)
UNLV	2	0	0	1980 (32-9)	1992 (59-6)
USC	20	39	2	1915 (34-0)	2016 (20-45)
Utah	21	9	0	1933 (26-7)	2016 (30-28)
Utah State	4	0	0	1976 (27-9)	2008 (66-24)
UTEP	2	0	0	1998 (33-26)	1999 (47-28)
U.S. Marines	2	0	0	1937 (24-6)	1940 (12-2)
Vancouver Barr.	1	0	0	1911 (36-0)	1911 (36-0)
Virginia	2	0	0	2013 (59-10)	2016 (44-26)
Wake Forest	0	2	0	1992 (35-39)	2002 (17-38)
Washington	45	59	5	1900 (43-0)	2016 (21-70)
Washington State	47	40	7	1901 (0-16)	2016 (33-51)
West Virginia	2	0	0	1960 (20-6)	1963 (35-0)
Western Oregon	2	0	0	1928 (24-0)	1931 (21-6)
Whitman	7	2	0	1901 (0-6)	1924 (40-6)
Whitworth	1	1	0	1906 (10-0)	1908 (10-16)
Willamette	22	1	1	1895 (8-4)	1931 (20-0)
Wisconsin	2	3	0	1977 (10-22)	2012 (45-38)
Wyoming	1	0	0	2014 (48-14)	2014 (48-14)
641 489 46					

All-time record reflects forfeits to Washington State in 1978 and 1979

ALL-TIME RESULTS VS. 2017 OPPONENTS

Southern Utah**Oregon leads, 1-0**

2017 Ducks, 77-21 (Eugene)

Nebraska**Nebraska leads, 6-2**

2017 Ducks, 42-35 (Eugene)

2016 Cornhuskers, 35-32 (Lincoln)

1986 Cornhuskers, 48-14 (Lincoln)

1985 Cornhuskers, 63-0 (Lincoln)

1974 Cornhuskers, 25-0 (Lincoln)

1971 Cornhuskers, 34-7 (Lincoln)

1953 Ducks, 20-12 (Lincoln)

1952 Cornhuskers, 28-13 (Portland)

Wyoming**Oregon leads, 1-0**

2014 Ducks, 48-14 (Eugene)

Arizona State**Oregon leads, 19-16**

2016 Ducks, 54-35 (Eugene)

2015 Ducks, 61-55 (Tempe)

2012 Ducks, 43-21 (Tempe)

2011 Ducks, 41-27 (Eugene)

2010 Ducks, 42-31 (Tempe)

2009 Ducks, 44-21 (Eugene)

2008 Ducks, 54-20 (Tempe)

2007 Ducks, 35-23 (Eugene)

2006 Ducks, 48-13 (Tempe)

2005 Ducks, 31-17 (Tempe)

2004 Sun Devils, 28-13 (Eugene)

2003 Sun Devils, 59-14 (Tempe)

2002 Sun Devils, 45-42 (Eugene)

2001 Ducks, 42-24 (Eugene)

2000 Ducks, 56-55 (Tempe)*

1999 Ducks, 20-17 (Eugene)

1998 Ducks, 51-19 (Eugene)

1997 Sun Devils, 52-31 (Tempe)

1996 Sun Devils, 48-27 (Tempe)

1995 Sun Devils, 35-24 (Eugene)

1994 Ducks, 34-10 (Eugene)

1993 Ducks, 45-36 (Tempe)

1992 Ducks, 30-20 (Eugene)

1991 Sun Devils, 24-21 (Tempe)

1990 Ducks, 27-7 (Eugene)

1989 Ducks, 27-7 (Tempe)

1988 Sun Devils, 21-20 (Eugene)

1987 Sun Devils, 37-13 (Tempe)

1986 Sun Devils, 37-17 (Eugene)

1984 Sun Devils, 44-10 (Eugene)

1982 Sun Devils, 34-3 (Eugene)

1981 Sun Devils, 24-0 (Tempe)

1980 Sun Devils, 42-38 (Tempe)

1973 Sun Devils, 26-20 (Eugene)

1966 Sun Devils, 14-10 (Tempe)

*Record in Eugene: 10-8**Record at Autzen: 10-8**Record in Tempe: 9-8***California****Cal leads, 40-37-2**

2016 Bears, 52-49 (Berkeley)

2015 Ducks, 44-28 (Eugene)

2014 Ducks, 59-41 (Santa Clara)

2013 Ducks, 55-16 (Eugene)

2012 Ducks, 59-17 (Berkeley)

2011 Ducks, 43-15 (Eugene)

2010 Ducks, 15-13 (Berkeley)

2009 Ducks, 42-3 (Eugene)

2008 Bears, 26-16 (Berkeley)

2007 Bears, 31-24 (Eugene)

2006 Bears, 45-24 (Berkeley)

2005 Ducks, 27-20 (Eugene)*

2004 Bears, 28-27 (Berkeley)

2003 Ducks, 21-17 (Eugene)

2001 Ducks, 48-7 (Berkeley)

2000 Ducks, 25-17 (Eugene)

1999 Ducks, 24-19 (Berkeley)

1996 Ducks, 40-23 (Eugene)

1995 Ducks, 52-30 (Berkeley)

1994 Ducks, 23-7 (Eugene)

1993 Bears, 42-41 (Berkeley)

1992 Ducks, 37-17 (Eugene)

1991 Bears, 45-7 (Berkeley)

1990 Bears, 28-3 (Berkeley)

1989 Ducks, 35-19 (Eugene)

1987 Bears, 20-6 (Eugene)

1986 Ducks, 27-9 (Berkeley)

1985 Bears, 27-24 (Eugene)

1984 Ducks, 21-14 (Berkeley)

1983 Ducks, 24-17 (Eugene)

1982 Bears, 10-7 (Berkeley)

1980 Bears, 31-6 (Berkeley)

1979 Ducks, 19-14 (Eugene)

1978 Bears, 21-18 (Berkeley)

1977 Bears, 48-16 (Eugene)

1976 Bears, 27-10 (Berkeley)

1975 Bears, 34-7 (Eugene)

1974 Bears, 40-10 (Berkeley)

1973 Ducks, 41-10 (Eugene)

1972 Bears, 31-12 (Berkeley)

1971 Bears, 17-10 (Eugene)

1970 Ducks, 31-24 (Portland)

1968 Bears, 36-8 (Berkeley)

1967 Bears, 21-13 (Berkeley)

1965 Bears, 24-0 (Portland)

1960 Ducks, 20-0 (Berkeley)

1959 Ducks, 20-18 (Portland)

1958 Bears, 23-6 (Berkeley)

1957 Ducks, 24-6 (Eugene)

1956 Ducks, 28-6 (Berkeley)

1955 Ducks, 21-0 (Portland)

1954 Ducks, 33-27 (Berkeley)

1953 Tie, 0-0 (Berkeley)

1952 Bears, 41-7 (Portland)

1951 Bears, 28-26 (Berkeley)

1950 Bears, 28-7 (Portland)

1949 Bears, 41-14 (Berkeley)

1946 Ducks, 14-13 (Berkeley)

1945 Ducks, 20-13 (Berkeley)

1942 Bears, 20-7 (Berkeley)

1941 Ducks, 19-7 (Portland)

1940 Bears, 14-6 (Berkeley)

1939 Ducks, 6-0 (Berkeley)

1938 Bears, 20-0 (Berkeley)

1937 Bears, 26-0 (Portland)

1936 Bears, 28-0 (Berkeley)

1935 Bears, 6-0 (Portland)

1928 Bears, 13-0 (Berkeley)

1927 Bears, 16-0 (Portland)

1926 Ducks, 21-13 (Berkeley)

1925 Bears, 28-0 (Portland)

1921 Bears, 39-0 (Berkeley)

1918 Bears, 6-0 (Berkeley)

1917 Ducks, 21-0 (Eugene)

1916 Ducks, 34-14 (Berkeley)

1905 Tie, 0-0 (Berkeley)

1904 Bears, 12-0 (Berkeley)

1900 Ducks, 2-0 (Berkeley)

1899 Bears, 12-0 (Berkeley)

*Record in Eugene: 16-6**Record at Autzen: 13-6**Record in Portland: 4-7**Record in Berkeley: 16-27-2**Record in Santa Clara: 1-0***Washington State****Oregon leads, 47-40-7**

2016 Cougars, 51-33 (Pullman)

2015 Cougars, 45-38 (Eugene)

2014 Ducks, 38-31 (Pullman)

2013 Ducks, 62-38 (Eugene)

2012 Ducks, 51-26 (Seattle)

2011 Ducks, 43-28 (Eugene)

2010 Ducks, 43-23 (Pullman)

2009 Ducks, 52-6 (Eugene)

2008 Ducks, 63-14 (Pullman)

2007 Ducks, 53-7 (Eugene)

2006 Cougars, 34-23 (Pullman)

2005 Ducks, 34-31 (Pullman)

2004 Ducks, 41-38 (Pullman)

2003 Cougars, 55-16 (Eugene)

2002 Cougars, 32-21 (Pullman)

2001 Ducks, 24-17 (Pullman)

2000 Ducks, 27-24 (Pullman)*

1999 Ducks, 52-10 (Eugene)

1998 Ducks, 51-29 (Pullman)

1997 Cougars, 24-13 (Eugene)

1996 Cougars, 55-44 (Pullman)

1995 Ducks, 26-7 (Eugene)

1994 Cougars, 21-7 (Pullman)

1993 Ducks, 46-23 (Eugene)

1992 Ducks, 34-17 (Pullman)

1991 Ducks, 40-14 (Eugene)

1989 Cougars, 51-38 (Eugene)

1988 Ducks, 43-28 (Pullman)

1987 Ducks, 31-17 (Pullman)

1986 Ducks, 27-17 (Eugene)

1985 Ducks, 42-39 (Pullman)

1984 Cougars, 50-41 (Eugene)

1983 Cougars, 24-7 (Pullman)

1982 Cougars, 10-3 (Eugene)

1981 Cougars, 39-7 (Pullman)

1980 Ducks, 20-10 (Eugene)

1979 Ducks, 37-26 (Pullman)#

1978 Ducks, 31-7 (Eugene)#

1977 Cougars, 56-20 (Pullman)

1976 Cougars, 23-22 (Eugene)

1975 Ducks, 26-14 (Pullman)

1974 Cougars, 21-16 (Eugene)

1973 Cougars, 21-14 (Pullman)

1972 Cougars, 31-14 (Eugene)

1971 Cougars, 31-21 (Spokane)

1970 Ducks, 28-13 (Eugene)

1969 Ducks, 25-24 (Pullman)

1968 Ducks, 27-13 (Eugene)

1967 Ducks, 17-13 (Pullman)

1966 Cougars, 14-13 (Eugene)

1965 Cougars, 27-7 (Pullman)

1964 Tie, 21-21 (Eugene)

1963 Ducks, 21-7 (Pullman)

1962 Ducks, 28-10 (Eugene)

1961 Cougars, 22-21 (Pullman)

1960 Ducks, 21-12 (Eugene)

1959 Ducks, 7-6 (Pullman)

1959 Ducks, 14-6 (Eugene)

1958 Cougars, 6-0 (Eugene)

1957 Ducks, 14-13 (Pullman)

1956 Tie, 7-7 (Eugene)

1955 Ducks, 35-0 (Pullman)

1954 Ducks, 26-14 (Eugene)

1953 Cougars, 7-0 (Pullman)

1952 Cougars, 19-6 (Eugene)

1951 Cougars, 41-6 (Pullman)

1950 Cougars, 21-13 (Eugene)

1949 Ducks, 21-0 (Pullman)

1948 Ducks, 33-7 (Eugene)

1947 Ducks, 12-6 (Pullman)

1946 Tie, 0-0 (Eugene)

1945 Cougars, 20-13 (Pullman)

1945 Ducks, 26-13 (Eugene)

1942 Cougars, 7-0 (Pullman)

1941 Cougars, 13-0 (Eugene)

1940 Tie, 6-6 (Pullman)

1939 Ducks, 38-0 (Eugene)

1938 Ducks, 10-2 (Pullman)

1937 Ducks, 10-6 (Portland)

1936 Cougars, 3-0 (Eugene)

1926 Cougars, 7-0 (Pullman)

1924 Tie, 7-7 (Portland)

1923 Cougars, 13-7 (Pullman)

1922 Ducks, 13-0 (Eugene)

1921 Tie, 7-7 (Pullman)

1919 Cougars, 7-0 (Portland)

1917 Cougars, 26-3 (Pullman)

1916 Ducks, 12-3 (Portland)

1915 Cougars, 28-3 (Pullman)

1914 Ducks, 7-0 (Pullman)

1912 Cougars, 7-0 (Eugene)

1911 Ducks, 6-0 (Pullman)

1903 Tie, 0-0 (Eugene)

1901 Cougars, 16-0 (Pullman)

*Record in Eugene: 21-16-4#**Record at Autzen: 13-9**Record in Portland: 2-1-1**Record in Pullman: 25-20-2#**Record in Seattle: 1-0**Record in Spokane: 0-1**# Games later forfeited*

ALL-TIME RESULTS VS. 2017 OPPONENTS

Stanford**Stanford leads, 47-32-1**

2016	Cardinal, 52-27 (Eugene)
2015	Ducks, 38-36 (Stanford)
2014	Ducks, 45-16 (Eugene)
2013	Cardinal, 26-20 (Stanford)
2012	Cardinal, 17-14 (Eugene)*
2011	Ducks, 53-30 (Stanford)
2010	Ducks, 52-31 (Eugene)
2009	Cardinal, 51-42 (Stanford)
2008	Ducks, 35-28 (Eugene)
2007	Ducks, 55-31 (Stanford)
2006	Ducks, 48-10 (Eugene)
2005	Ducks, 44-20 (Stanford)
2004	Ducks, 16-13 (Stanford)
2003	Ducks, 35-0 (Eugene)
2002	Ducks, 41-14 (Eugene)
2001	Cardinal, 49-42 (Eugene)
1998	Ducks, 63-28 (Eugene)
1997	Cardinal, 58-49 (Stanford)
1996	Cardinal, 27-24 (Stanford)*
1995	Cardinal, 28-21 (Eugene)
1994	Ducks, 55-21 (Stanford)
1993	Cardinal, 38-34 (Eugene)
1992	Cardinal, 21-7 (Stanford)
1991	Cardinal, 33-13 (Eugene)
1990	Ducks, 31-0 (Eugene)
1989	Cardinal, 18-17 (Stanford)
1988	Ducks, 7-3 (Eugene)
1987	Cardinal, 13-10 (Stanford)
1986	Cardinal, 41-7 (Eugene)
1985	Ducks, 45-28 (Eugene)
1983	Ducks, 16-7 (Stanford)
1981	Cardinal, 42-3 (Stanford)
1980	Cardinal, 35-25 (Eugene)
1979	Ducks, 16-7 (Stanford)
1977	Cardinal, 20-10 (Stanford)
1976	Cardinal, 28-17 (Eugene)
1975	Cardinal, 33-30 (Stanford)
1974	Cardinal, 17-0 (Eugene)
1973	Cardinal, 24-7 (Stanford)
1972	Ducks, 15-13 (Eugene)
1971	Cardinal, 38-17 (Stanford)
1970	Cardinal, 33-10 (Eugene)
1969	Cardinal, 28-0 (Stanford)
1968	Cardinal, 28-12 (Stanford)
1967	Cardinal, 17-14 (Stanford)
1966	Ducks, 7-3 (Portland)
1965	Cardinal, 17-14 (Stanford)
1964	Cardinal, 10-8 (Portland)
1963	Ducks, 36-7 (Stanford)
1962	Ducks, 28-14 (Portland)
1961	Ducks, 19-7 (Stanford)
1960	Ducks, 27-6 (Portland)
1959	Ducks, 28-27 (Stanford)
1958	Ducks, 12-0 (Portland)
1957	Ducks, 27-26 (Portland)
1956	Cardinal, 21-7 (Eugene)
1955	Cardinal, 44-7 (Stanford)
1954	Cardinal, 18-13 (Portland)
1953	Cardinal, 7-0 (Stanford)
1952	Ducks, 21-20 (Stanford)
1951	Cardinal, 27-20 (Portland)

1948	Ducks, 20-12 (Stanford)
1947	Ducks, 21-6 (Stanford)
1941	Cardinal, 19-15 (Stanford)
1940	Cardinal, 13-0 (Stanford)
1939	Ducks, 10-0 (Portland)
1938	Cardinal, 27-16 (Stanford)
1937	Ducks, 7-6 (Eugene)
1936	Tie, 7-7 (Stanford)
1929	Cardinal, 33-7 (Stanford)
1928	Cardinal, 26-12 (Eugene)
1927	Cardinal, 19-0 (Stanford)
1926	Cardinal, 29-12 (Eugene)
1925	Cardinal, 35-13 (Stanford)
1924	Cardinal, 28-13 (Stanford)
1923	Cardinal, 14-3 (Eugene)
1920	Cardinal, 10-0 (Stanford)
1905	Cardinal, 10-4 (Stanford)
1904	Cardinal, 35-0 (Stanford)
1900	Cardinal, 34-0 (Stanford)
<i>Record in Eugene: 12-15</i>	
<i>Record at Autzen: 11-11</i>	
<i>Record in Portland: 5-3</i>	
<i>Record at Stanford: 15-29-1</i>	

UCLA**UCLA leads, 39-28**

2014	Ducks, 42-30 (Pasadena)
2013	Ducks, 42-14 (Eugene)
2011	Ducks, 49-31 (Eugene)
2010	Ducks, 60-13 (Eugene)
2009	Ducks, 24-10 (Pasadena)
2008	Ducks, 31-21 (Eugene)
2007	Bruins, 16-0 (Pasadena)
2006	Ducks, 30-20 (Eugene)
2004	Bruins, 34-26 (Eugene)
2003	Ducks, 31-13 (Pasadena)
2002	Ducks, 31-30 (Pasadena)
2001	Ducks, 21-20 (Pasadena)
2000	Ducks, 29-10 (Eugene)
1999	Bruins, 34-29 (Pasadena)
1998	Bruins, 41-38 (Pasadena)*
1997	Bruins, 39-31 (Eugene)
1996	Bruins, 41-22 (Eugene)
1995	Ducks, 38-31 (Pasadena)
1992	Bruins, 9-6 (Eugene)
1991	Bruins, 16-7 (Pasadena)
1990	Ducks, 28-24 (Eugene)
1989	Ducks, 38-20 (Pasadena)
1988	Bruins, 16-6 (Eugene)
1987	Bruins, 41-10 (Pasadena)
1984	Ducks, 20-18 (Pasadena)
1983	Bruins, 24-13 (Eugene)
1982	Bruins, 40-12 (Pasadena)
1981	Bruins, 28-11 (Eugene)
1980	Ducks, 20-14 (Los Angeles)
1979	Bruins, 35-0 (Eugene)
1978	Bruins, 23-21 (Los Angeles)
1977	Bruins, 21-3 (Eugene)
1976	Bruins, 46-0 (Los Angeles)
1975	Bruins, 50-17 (Eugene)
1974	Bruins, 21-0 (Los Angeles)
1973	Bruins, 27-7 (Eugene)
1972	Bruins, 65-20 (Los Angeles)

1970	Ducks, 41-40 (Los Angeles)
1969	Bruins, 13-10 (Eugene)
1958	Bruins, 7-3 (Los Angeles)
1957	Ducks, 21-0 (Portland)
1956	Bruins, 6-0 (Los Angeles)
1954	Bruins, 41-0 (Los Angeles)
1953	Bruins, 12-0 (Eugene)
1952	Bruins, 13-6 (Los Angeles)
1951	Bruins, 41-0 (Los Angeles)
1950	Bruins, 28-0 (Los Angeles)
1949	Bruins, 35-27 (Los Angeles)
1948	Ducks, 26-7 (Los Angeles)
1947	Bruins, 24-7 (Los Angeles)
1946	Bruins, 14-0 (Portland)
1945	Bruins, 12-0 (Los Angeles)
1942	Ducks, 14-7 (Eugene)
1941	Bruins, 14-8 (Los Angeles)
1940	Ducks, 18-0 (Eugene)
1939	Bruins, 16-6 (Los Angeles)
1938	Ducks, 14-12 (Eugene)
1937	Bruins, 26-13 (Los Angeles)
1936	Bruins, 7-0 (Portland)
1935	Bruins, 33-6 (Los Angeles)
1934	Ducks, 26-3 (Portland)
1933	Ducks, 7-0 (Los Angeles)
1932	Bruins, 12-7 (Portland)
1931	Ducks, 13-6 (Los Angeles)
1930	Ducks, 7-0 (Eugene)
1929	Ducks, 27-0 (Eugene)
1928	Ducks, 26-6 (Los Angeles)
<i>Record at Eugene: 10-13</i>	
<i>Record at Autzen: 7-12</i>	
<i>Record at Portland: 4-3</i>	
<i>Record at Pasadena: 8-6</i>	
<i>Record at Los Angeles: 6-17</i>	

Utah**Oregon leads, 21-9-0**

2016	Ducks, 30-28 (Salt Lake City)
2015	Utes, 62-20 (Eugene)
2014	Ducks, 51-27 (Salt Lake City)
2013	Ducks, 44-21 (Eugene)
2009	Ducks, 31-24 (Eugene)
2003	Utes, 17-13 (Salt Lake City)
2001	Ducks, 24-10 (Eugene)
1997	Ducks, 31-13 (Eugene)
1995	Ducks, 27-20 (Salt Lake City)
1994	Utes, 34-16 (Eugene)
1991	Utes, 24-17 (Salt Lake City)
1976	Ducks, 21-13 (Salt Lake City)
1975	Ducks, 18-7 (Eugene)
1974	Ducks, 23-16 (Salt Lake City)
1973	Utes, 35-17 (Eugene)
1971	Ducks, 36-29 (Eugene)
1969	Ducks, 28-17 (Salt Lake City)
1968	Ducks, 14-6 (Eugene)
1967	Utes, 21-0 (Salt Lake City)
1966	Utes, 17-14 (Eugene)
1965	Ducks, 31-14 (Salt Lake City)
1962	Ducks, 35-8 (Eugene)
1961	Utes, 14-6 (Salt Lake City)
1960	Ducks, 20-17 (Salt Lake City)
1959	Ducks, 21-6 (Eugene)

1955	Ducks, 14-13 (Eugene)
1954	Utes, 7-6 (Eugene)
1935	Ducks, 6-0 (Eugene)
1934	Ducks, 8-7 (Salt Lake City)
1933	Ducks, 26-7 (Eugene)
<i>Record at Eugene: 12-4</i>	
<i>Record at Autzen: 7-3</i>	
<i>Record at Salt Lake City: 9-5</i>	

Washington**UW leads, 59-45-5**

2016	Huskies, 70-21 (Eugene)
2015	Ducks, 26-20 (Seattle)
2014	Ducks, 45-20 (Eugene)
2013	Ducks, 45-24 (Seattle)
2012	Ducks, 52-21 (Eugene)
2011	Ducks, 34-17 (Seattle)
2010	Ducks, 53-16 (Eugene)
2009	Ducks, 43-19 (Seattle)
2008	Ducks, 44-10 (Eugene)
2007	Ducks, 55-34 (Seattle)
2006	Ducks, 34-14 (Eugene)
2005	Ducks, 45-21 (Eugene)
2004	Ducks, 31-6 (Eugene)
2003	Huskies, 42-10 (Seattle)
2002	Huskies, 42-14 (Eugene)
2000	Ducks, 23-16 (Eugene)
1999	Huskies, 34-20 (Seattle)
1998	Ducks, 27-22 (Eugene)
1997	Ducks, 31-28 (Seattle)
1996	Huskies, 33-14 (Eugene)
1995	Ducks, 24-22 (Seattle)
1994	Ducks, 31-20 (Eugene)
1993	Huskies, 21-6 (Seattle)
1992	Huskies, 24-3 (Eugene)
1991	Huskies, 29-7 (Seattle)
1990	Huskies, 38-17 (Seattle)
1989	Huskies, 20-14 (Seattle)
1988	Ducks, 17-14 (Eugene)
1987	Ducks, 29-22 (Eugene)
1986	Huskies, 38-3 (Seattle)
1985	Huskies, 19-13 (Eugene)
1984	Huskies, 17-10 (Seattle)
1983	Huskies, 32-3 (Eugene)
1982	Huskies, 37-21 (Seattle)
1981	Huskies, 17-3 (Eugene)
1980	Ducks, 34-10 (Seattle)
1979	Huskies, 21-17 (Eugene)
1978	Huskies, 20-14 (Seattle)
1977	Huskies, 54-0 (Eugene)
1976	Huskies, 14-7 (Seattle)
1975	Huskies, 27-17 (Eugene)
1974	Huskies, 66-0 (Seattle)
1973	Ducks, 58-0 (Eugene)
1972	Huskies, 23-17 (Seattle)
1971	Ducks, 23-21 (Eugene)
1970	Huskies, 25-23 (Seattle)
1969	Ducks, 22-7 (Eugene)
1968	Ducks, 3-0 (Seattle)
1967	Huskies, 26-0 (Eugene)
1966	Huskies, 10-7 (Seattle)
1965	Huskies, 24-20 (Portland)
1964	Ducks, 7-0 (Seattle)

ALL-TIME RESULTS VS. 2017 OPPONENTS

1963	Huskies, 26-19 (Portland)
1962	Tie, 21-21 (Seattle)
1961	Ducks, 7-6 (Portland)
1960	Huskies, 7-6 (Seattle)
1959	Huskies, 13-12 (Portland)
1958	Huskies, 6-0 (Seattle)
1957	Huskies, 13-6 (Portland)
1956	Huskies, 20-7 (Seattle)
1955	Huskies, 19-7 (Portland)
1954	Ducks, 26-7 (Seattle)
1953	Huskies, 14-6 (Portland)
1952	Huskies, 49-0 (Seattle)
1951	Huskies, 63-6 (Portland)
1950	Huskies, 27-12 (Seattle)
1949	Huskies, 28-27 (Portland)
1948	Ducks, 13-7 (Seattle)
1947	Ducks, 6-0 (Portland)
1946	Huskies, 16-0 (Seattle)
1945	Huskies, 7-0 (Portland)
1945	Huskies, 20-6 (Seattle)
1942	Huskies, 15-7 (Portland)
1941	Ducks, 19-16 (Seattle)
1940	Huskies, 10-0 (Portland)
1939	Huskies, 20-13 (Seattle)
1938	Ducks, 3-0 (Portland)
1937	Huskies, 14-0 (Seattle)
1936	Huskies, 7-0 (Portland)
1935	Ducks, 7-6 (Seattle)
1934	Huskies, 16-6 (Portland)
1933	Ducks, 6-0 (Seattle)
1932	Tie, 0-0 (Portland)
1931	Ducks, 13-0 (Seattle)
1930	Ducks, 7-0 (Portland)
1929	Ducks, 14-0 (Seattle)
1928	Ducks, 27-0 (Seattle)
1927	Huskies, 7-0 (Seattle)
1926	Huskies, 23-9 (Eugene)
1925	Huskies, 15-14 (Seattle)
1924	Ducks, 7-3 (Seattle)
1923	Huskies, 26-7 (Seattle)
1922	Tie, 3-3 (Seattle)
1920	Ducks, 17-0 (Seattle)
1919	Ducks, 34-13 (Seattle)
1918	Ducks, 7-0 (Seattle)
1916	Tie, 0-0 (Seattle)
1914	Huskies, 10-0 (Seattle)
1913	Huskies, 10-7 (Seattle)
1912	Huskies, 30-14 (Seattle)
1911	Huskies, 29-3 (Seattle)
1909	Huskies, 20-6 (Seattle)
1908	Huskies, 15-0 (Seattle)
1907	Ducks, 6-0 (Seattle)
1906	Ducks, 16-6 (Seattle)
1905	Tie, 12-12 (Seattle)
1904	Ducks, 18-0 (Seattle)
1903	Huskies, 6-5 (Seattle)
1900	Ducks, 43-0 (Seattle)

Record in Eugene: 15-12

Record at Autzen: 15-11

Record in Portland: 4-14-1

Record in Seattle: 26-33-4

Arizona

Oregon leads, 25-16

2014	Ducks, 51-13 (Santa Clara)
2014	Wildcats, 31-24 (Eugene)
2013	Wildcats, 42-16 (Tucson)
2012	Ducks, 49-0 (Eugene)
2011	Ducks, 56-31 (Tucson)
2010	Ducks, 48-29 (Eugene)
2009	Ducks, 44-41 (Tucson)*
2008	Ducks, 55-45 (Eugene)
2007	Wildcats, 34-24 (Tucson)
2006	Wildcats, 37-10 (Eugene)
2005	Ducks, 28-21 (Tucson)
2004	Ducks, 28-14 (Eugene)
2003	Ducks, 48-10 (Tucson)
2002	Ducks, 31-14 (Tucson)
2001	Ducks, 63-28 (Tucson)
2000	Ducks, 14-10 (Eugene)
1999	Ducks, 44-41 (Tucson)
1998	Wildcats, 38-3 (Tucson)
1997	Ducks, 16-9 (Eugene)
1996	Ducks, 49-31 (Eugene)
1995	Ducks, 17-13 (Tucson)
1994	Ducks, 10-9 (Eugene)
1993	Wildcats, 31-10 (Tucson)
1990	Wildcats, 22-17 (Tucson)
1989	Ducks, 16-10 (Eugene)
1988	Wildcats, 41-27 (Tucson)
1986	Wildcats, 37-17 (Eugene)
1985	Wildcats, 20-8 (Tucson)
1984	Wildcats, 28-14 (Tucson)
1983	Ducks, 19-10 (Tucson)
1982	Ducks, 13-7 (Eugene)
1981	Wildcats, 18-14 (Eugene)
1979	Wildcats, 24-13 (Tucson)
1978	Wildcats, 24-3 (Eugene)
1972	Ducks, 24-7 (Eugene)
1964	Ducks, 21-0 (Eugene)
1963	Ducks, 28-12 (Tucson)
1961	Wildcats, 15-6 (Portland)
1955	Ducks, 46-27 (Tucson)
1951	Ducks, 39-21 (Eugene)
1937	Wildcats, 20-6 (Tucson)

Record in Eugene: 13-5

Record at Autzen: 11-5

Record in Portland: 0-1

Record in Tucson: 11-10

Record in Santa Clara: 1-0

Oregon State

Oregon leads, 63-47-10

2016	Beavers, 34-24 (Corvallis)
2015	Ducks, 52-42 (Eugene)
2014	Ducks, 47-19 (Corvallis)
2013	Ducks, 36-35 (Eugene)
2012	Ducks, 48-24 (Corvallis)
2011	Ducks, 49-21 (Eugene)
2010	Ducks, 37-20 (Corvallis)
2009	Ducks, 37-33 (Eugene)
2008	Ducks, 65-38 (Corvallis)
2007	Beavers, 38-31 (Eugene)*
2006	Beavers, 30-28 (Corvallis)
2005	Ducks, 56-14 (Eugene)
2004	Beavers, 50-21 (Corvallis)
2003	Ducks, 34-20 (Eugene)
2002	Beavers, 45-24 (Corvallis)
2001	Ducks, 17-14 (Eugene)
2000	Beavers, 23-13 (Corvallis)
1999	Ducks, 25-14 (Eugene)
1998	Beavers, 44-41 (Corvallis)**
1997	Ducks, 48-30 (Eugene)
1996	Ducks, 49-13 (Corvallis)
1995	Ducks, 12-10 (Eugene)
1994	Ducks, 17-13 (Corvallis)
1993	Beavers, 15-12 (Eugene)
1992	Ducks, 7-0 (Corvallis)
1991	Beavers, 14-3 (Eugene)
1990	Ducks, 6-3 (Corvallis)
1989	Ducks, 30-21 (Eugene)
1988	Beavers, 21-10 (Corvallis)
1987	Ducks, 44-0 (Eugene)
1986	Ducks, 49-28 (Corvallis)
1985	Ducks, 34-13 (Eugene)
1984	Ducks, 31-6 (Corvallis)
1983	Tie, 0-0 (Eugene)
1982	Ducks, 7-6 (Corvallis)
1981	Ducks, 47-17 (Eugene)
1980	Ducks, 40-21 (Corvallis)
1979	Ducks, 24-3 (Eugene)
1978	Ducks, 24-3 (Corvallis)
1977	Ducks, 28-16 (Eugene)
1976	Ducks, 23-14 (Corvallis)
1975	Ducks, 14-7 (Eugene)
1974	Beavers, 35-16 (Corvallis)
1973	Beavers, 17-14 (Eugene)
1972	Ducks, 30-3 (Corvallis)
1971	Beavers, 30-29 (Eugene)
1970	Beavers, 24-9 (Corvallis)
1969	Beavers, 10-7 (Eugene)
1968	Beavers, 41-19 (Corvallis)
1967	Beavers, 14-10 (Eugene)
1966	Beavers, 20-15 (Corvallis)
1965	Beavers, 19-14 (Eugene)
1964	Beavers, 7-6 (Corvallis)
1963	Ducks, 31-14 (Eugene)
1962	Beavers, 20-17 (Corvallis)
1961	Beavers, 6-2 (Eugene)
1960	Tie, 14-14 (Corvallis)
1959	Beavers, 15-7 (Eugene)
1958	Ducks, 20-0 (Corvallis)
1957	Beavers, 10-7 (Eugene)
1956	Tie, 14-14 (Corvallis)

1955	Ducks, 28-0 (Eugene)
1954	Ducks, 33-14 (Corvallis)
1953	Beavers, 7-0 (Eugene)
1952	Beavers, 22-19 (Portland)
1951	Beavers, 14-7 (Eugene)
1950	Beavers, 14-2 (Portland)
1949	Beavers, 20-10 (Eugene)
1948	Ducks, 10-0 (Corvallis)
1947	Ducks, 14-6 (Eugene)
1946	Beavers, 13-0 (Corvallis)
1945	Beavers, 13-12 (Eugene)
1945	Beavers, 19-6 (Corvallis)
1942	Beavers, 39-2 (Corvallis)
1941	Beavers, 12-7 (Eugene)
1940	Ducks, 20-0 (Corvallis)
1939	Beavers, 19-14 (Eugene)
1938	Beavers, 14-0 (Portland)
1937	Beavers, 14-0 (Eugene)
1936	Beavers, 18-0 (Corvallis)
1935	Ducks 13-0 (Eugene)
1934	Ducks, 9-6 (Portland)
1933	Ducks, 13-3 (Portland)
1932	Ducks, 12-6 (Corvallis)
1931	Tie, 0-0 (Eugene)
1930	Beavers, 15-0 (Corvallis)
1929	Ducks, 16-0 (Eugene)
1928	Ducks, 12-0 (Corvallis)
1927	Beavers, 31-7 (Eugene)
1926	Beavers, 16-0 (Corvallis)
1925	Beavers, 24-13 (Eugene)
1924	Ducks, 7-3 (Corvallis)
1923	Beavers, 6-0 (Eugene)
1922	Ducks, 10-0 (Corvallis)
1921	Tie, 0-0 (Eugene)
1920	Tie, 0-0 (Eugene)
1919	Ducks, 9-0 (Eugene)
1918	Ducks, 13-6 (Corvallis)
1917	Beavers, 14-7 (Portland)
1916	Ducks, 27-0 (Corvallis)
1915	Ducks, 9-0 (Eugene)
1914	Tie, 3-3 (Corvallis)
1913	Tie, 10-10 (Albany)
1912	Ducks, 3-0 (Albany)
1910	Ducks, 12-0 (Corvallis)
1909	Ducks, 12-0 (Eugene)
1908	Ducks, 8-0 (Portland)
1907	Beavers, 4-0 (Eugene)
1906	Tie, 0-0 (Corvallis)
1905	Ducks, 6-0 (Eugene)
1904	Ducks, 6-5 (Corvallis)
1903	Ducks, 5-0 (Eugene)
1902	Tie, 0-0 (Corvallis)
1899	Ducks, 38-0 (Eugene)
1898	Ducks, 38-0 (Corvallis)
1897	Beavers, 26-8 (Eugene)
1896	Ducks, 12-8 (Corvallis)
1896	Ducks, 2-0 (Eugene)
1895	Ducks, 44-0 (Eugene)
1894	Beavers, 16-0 (Eugene)

Record in Eugene: 30-24-4

Record at Autzen: 17-7-1

Record in Portland: 3-4

Record in Corvallis: 29-19-5

Record in Albany: 1-0-1

ALL-TIME RESULTS VS. 2017 OPPONENTS

Colorado**Oregon leads, 12-9**

2016	Buffaloes, 41-38 (Eugene)
2015	Ducks, 41-24 (Boulder)
2014	Ducks, 44-10 (Eugene)
2013	Ducks, 57-16 (Boulder)
2012	Ducks, 70-14 (Eugene)
2011	Ducks, 45-2 (Boulder)
2002	Ducks, 38-16 (Tempe, AZ)
1998	Buffaloes, 51-43 (Honolulu)
1996	Buffaloes, 38-6 (Dallas, TX)
1987	Ducks, 10-7 (Boulder)
1986	Ducks, 32-30 (Eugene)
1985	Buffaloes, 21-17 (Boulder)
1984	Ducks, 27-20 (Eugene)
1979	Ducks, 33-19 (Boulder)
1978	Buffaloes, 24-7 (Boulder)
1968	Buffaloes, 28-7 (Boulder)
1967	Buffaloes, 17-13 (Eugene)
1956	Ducks, 35-0 (Boulder)
1955	Buffaloes, 13-6 (Eugene)
1950	Buffaloes, 21-7 (Boulder)
1949	Ducks, 42-14 (Eugene)

*Record in Eugene: 5-3**Record at Autzen: 4-2**Record in Boulder: 6-4**Neutral Field: 1-2***USC****USC leads, 39-20-2**

2016	Trojans, 45-20 (Los Angeles)
2015	Ducks, 48-28 (Eugene)
2012	Ducks, 62-51 (Los Angeles)
2011	Trojans, 38-35 (Eugene)
2010	Ducks, 53-32 (Los Angeles)
2009	Ducks, 47-20 (Eugene)
2008	Trojans, 44-10 (Los Angeles)
2007	Ducks, 24-17 (Eugene)
2006	Trojans, 35-10 (Los Angeles)
2005	Trojans, 45-13 (Eugene)
2002	Trojans, 44-33 (Eugene)
2001	Ducks, 24-22 (Eugene)
2000	Ducks, 28-17 (Los Angeles)
1999	Ducks, 33-30 (Eugene)***
1998	Ducks, 17-13 (Eugene)
1997	Trojans, 24-22 (Los Angeles)
1994	Ducks, 22-7 (Los Angeles)
1993	Trojans, 24-13 (Eugene)
1992	Trojans, 32-10 (Los Angeles)
1991	Trojans, 30-14 (Eugene)
1988	Trojans, 42-14 (Los Angeles)
1987	Ducks, 34-27 (Eugene)
1986	Trojans, 35-21 (Los Angeles)
1985	Trojans, 20-6 (Tokyo)
1984	Trojans, 19-9 (Eugene)
1982	Trojans, 38-7 (Los Angeles)
1980	Tie, 7-7 (Eugene)
1978	Trojans, 37-10 (Eugene)
1977	Trojans, 33-15 (Los Angeles)
1976	Trojans, 53-0 (Eugene)
1975	Trojans, 17-3 (Los Angeles)
1974	Trojans, 16-7 (Eugene)
1973	Trojans, 31-10 (Los Angeles)

1972	Trojans, 18-10 (Eugene)
1971	Ducks, 28-23 (Los Angeles)
1970	Ducks, 10-7 (Eugene)
1968	Trojans, 20-13 (Eugene)
1967	Trojans, 28-6 (Los Angeles)
1958	Ducks, 25-0 (Portland)
1957	Ducks, 16-7 (Los Angeles)
1956	Ducks, 7-0 (Portland)
1955	Trojans, 42-15 (Los Angeles)
1954	Trojans, 24-14 (Portland)
1953	Ducks, 13-7 (Portland)
1950	Trojans, 30-21 (Los Angeles)
1949	Trojans, 40-13 (Los Angeles)
1948	Ducks, 8-7 (Portland)
1946	Trojans, 43-0 (Los Angeles)
1942	Trojans, 40-0 (Los Angeles)
1941	Ducks, 20-6 (Los Angeles)
1940	Trojans, 13-0 (Los Angeles)
1939	Tie, 7-7 (Los Angeles)
1938	Trojans, 31-7 (Portland)
1937	Trojans, 34-14 (Los Angeles)
1936	Trojans, 26-0 (Los Angeles)
1934	Trojans, 33-0 (Los Angeles)
1933	Trojans, 26-0 (Los Angeles)
1932	Trojans, 33-0 (Los Angeles)
1931	Trojans, 53-0 (Los Angeles)
1920	Trojans, 21-0 (Pasadena)
1915	Ducks, 34-0 (Los Angeles)

*Record in Eugene: 8-11-1**Record at Autzen: 8-11-1**Record in Portland: 4-2**Record in Los Angeles: 8-24-1**Record in Pasadena: 0-1**Neutral Field: 0-1*

ALL-TIME NATIONAL RANKINGS

AP - Associated Press poll

UPI - United Press International poll

USA - USA Today poll

USA/ESPN - USA Today/ESPN poll

Harris - Harris Poll poll

BCS - Bowl Championship Series standings

CFP - College Football Playoff Committee poll

Note: the Associated Press only published a top-10 ranking from 1961-67, not a top-25 like today

2017

Week

Week AP USA

Pre	RV	RV
S5	RV	RV
S11	RV	RV

2016

Week AP USA

Pre	24	22
S4	24	23
S11	22	21
S18	RV	RV
S25	-	RV

2015

Week AP USA

Pre	5	5
S6	7	5
S13	12	13
S20	13	13
S27	RV	24
O4	RV	RV
O11	-	-
O18	-	RV
O25	-	RV
N1	-	RV
N8	-	RV
N15	23	22
N22	18	18
N29	15	16
D6	15	14
J12	19	20

2014

Week AP USA

Pre	3	3
S2	4	4
S7	2	4
S14	2	3
S21	2	4
S28	2	4
O5	12	11
O12	9	9
O19	6	7
O26	5	6
N2	5	5

N9	3	4	2
N16	3	3	2
N23	3	3	2
N30	3	3	2
D7	3	3	2
J13	2	2	-

2013

Week AP USA

Pre	3	3
S3	2	3
S8	2	2
S15	2	2
S22	2	2
S29	2	2
O6	2	2
O13	2	2
O20	2	2
O27	2	2
N3	2	2
N10	6	7
N17	5	5
N24	12	12
D1	12	12
D8	10	12
J7	9	9

2012

Week AP USA

Pre	5	5
S4	4	4
S9	4	4
S16	3	3
S23	2	2
S30	2	2
O7	2	2
O14	2	2
O21	2	2
O28	2	2
N4	2	2
N11	1	1
N17	5	4
N24	6	4
D2	5	3
J8	2	2

2011

Week AP USA

Pre	3	3
S6	13	14
S11	12	14
S18	10	13
S25	9	11
O2	9	9
O9	9	9
O16	9	8
O23	7	7
O30	6	6

N6	6	6	6	7
N13	4	4	4	4
N20	9	9	9	10
N27	8	7	7	9
D3	6	5	5	5
J10	4	4		

2010

Week AP USA

Pre	11	11
S7	7	8
S12	5	6
S19	5	6
S26	4	4
O3	3	3
O10	2	2
O17	1	1
O24	1	1
O31	1	1
N7	1	1
N14	1	1
N21	1	1
N28	1	1
D5	2	1
J11	3	3

2009

Week AP USA

Pre	16	14
S6	RV	RV
S13	RV	RV
S20	RV	RV
S27	16	25
O4	13	17
O11	13	16
O18	12	14
O25	10	12
N1	7	8
N8	14	16
N15	11	11
N22	10	10
N29	7	8
D6	7	7
J8	11	11

2008

Week AP USA

Pre	21	20
S2	18	16
S7	16	14
S14	17	12
S21	RV	22
S28	23	20
O5	RV	RV
O12	RV	RV
O19	RV	RV
O26	23	24
N2	-	RV

ALL-TIME NATIONAL RANKINGS

N9	RV	RV	RV	-
N16	24	22	22	24
N23	19	18	19	23
N30	16	14	15	19
D7	15	13	15	17
J9	10	9		

2007

Week	AP	USA		
S9	21	19		
S16	13	13	Harris	
S23	11	12	10	
S30	14	13	13	
O7	9	8	10	BCS
O14	7	6	7	10
O21	5	5	5	5
O28	4	4	5	5
N4	3	3	3	3
N11	2	2	2	2
N18	9	10	10	9
N25	18	20	19	17
J8	23	24		

2006

A1	(AP) 21st (324)	(USA/ESPN) 20th (373)
S4	(AP) 20th (436)	(USA/ESPN) 20th (458)
S11	(AP) 18th (547)	(USA/ESPN) 18th (529)
S18	(AP) 13th (833)	(USA/ESPN) 12th (829)
S25	(AP) 14th (805)	(USA/ESPN) 12th (854)
O2	(AP) 11th (946)	(USA/ESPN) 11th (946)
O9	(AP) 18th (474)	(USA/ESPN) 18th (510)
O16	(AP) 16th (639)	(USA/ESPN) 15th (660)
O23	(AP) 25th (132)	(USA/ESPN) 24th (228)
O30	(AP) 24th (167)	(USA/ESPN) 22nd (262)
N6	(AP) 21st (308)	(USA/ESPN) 20th (400)

2005

S19	(AP) 24th (201)	
O3	(AP) 25th (121)	
O10	(AP) 20th (456)	(USA/ESPN) 21st (311)
O17	(AP) 15th (665)	(USA/ESPN) 16th (588)
O24	(AP) 14th (750)	(USA/ESPN) 14th (712)
O31	(AP) 15th (756)	(USA/ESPN) 13th (782)
N7	(AP) 11th (943)	(USA/ESPN) 11th (919)
N14	(AP) 10th (1,022)	(USA/ESPN) 10th (1,001)
N21	(AP) 8th (1,107)	(USA/ESPN) 8th (1,102)
N28	(AP) 8th (1,144)	(USA/ESPN) 8th (1,127)
D5	(AP) 6th (1,241)	(USA/ESPN) 5th (1,234)
J10	(AP) 12th (817)	(USA/ESPN) 12th (837)

2004

A1	(AP) 23rd (200)	(USA/ESPN) 25th (175)
A30	(AP) no poll	(USA/ESPN) 24th (165)
S6	(AP) 24th (181)	(USA/ESPN) 25th (124)

2003

S14	(AP) 22nd (150)	(USA/ESPN) 22nd (185)
S21	(AP) 10th (966)	(USA/ESPN) 15th (780)
S29	(AP) 19th (389)	(USA/ESPN) 22nd (215)

2002

A1	(AP) 15th (736)	(USA/ESPN) 15th (663)
S2	(AP) 13th (941)	(USA/ESPN) 13th (819)
S8	(AP) 13th (948)	(USA/ESPN) 12th (809)
S15	(AP) 9th (1,167)	(USA/ESPN) 9th (1,005)
S22	(AP) 9th (1,213)	(USA/ESPN) 8th (1,065)
S29	(AP) 8th (1,299)	(USA/ESPN) 7th (1,103)
O6	(AP) 7th (1,390)	(USA/ESPN) 7th (1,147)
O13	(AP) 6th (1,463)	(USA/ESPN) 6th (1,203)
O20	(AP) 14th (966)	(USA/ESPN) 12th (842)
O27	(AP) 19th (536)	(USA/ESPN) 16th (556)
N3	(AP) 15th (667)	(USA/ESPN) 15th (653)
N11	(AP) 23rd (344)	(USA/ESPN) 22nd (284)

2001

A2	(AP) 7th (1,354)	(USA/ESPN) 8th (1,038)
A27	(AP) 7th (1,367)	(USA/ESPN) 7th (1,076)
S3	(AP) 7th (1,357)	(USA/ESPN) 8th (1,083)
S9	(AP) 7th (1,294)	(USA/ESPN) 7th (1,078)
S16	(AP) no poll	(USA/ESPN) no poll
S23	(AP) 6th (1,342)	(USA/ESPN) 6th (1,120)
S30	(AP) 7th (1,310)	(USA/ESPN) 8th (1,108)
O7	(AP) 5th (1,437)	(USA/ESPN) 6th (1,184)
O14	(AP) 5th (1,506)	(USA/ESPN) 5th (1,244)
O21	(AP) 11th (981)	(USA/ESPN) 13th (793)
O28	(AP) 8th (1,218)	(USA/ESPN) 9th (963)
N4	(AP) 7th (1,343)	(USA/ESPN) 7th (1,080)
N11	(AP) 7th (1,388)	(USA/ESPN) 7th (1,136)
N18	(AP) 6th (1,404)	(USA/ESPN) 7th (1,149)
N25	(AP) 4th (1,540)	(USA/ESPN) 5th (1,257)
D2	(AP) 3rd (1,624)	(USA/ESPN) 3rd (1,349)
D9	(AP) 2nd (1,698)	(USA/ESPN) 2nd (1,398)
J3	(AP) 2nd (1,726)	(USA/ESPN) 2nd (1,726)

2000

S25	(AP) 20th (457)	(USA/ESPN) 25th (183)
O2	(AP) 9th (1,031)	(USA/ESPN) 15th (613)
O9	(AP) 9th (1,140)	(USA/ESPN) 12th (740)
O16	(AP) 7th (1,290)	(USA/ESPN) 11th (894)
O23	(AP) 7th (1,309)	(USA/ESPN) 10th (936)
O30	(AP) 7th (1,378)	(USA/ESPN) 8th (1,047)
N6	(AP) 6th (1,429)	(USA/ESPN) 7th (1,121)
N13	(AP) 5th (1,490)	(USA/ESPN) 6th (1,169)
N20	(AP) 10th (1,177)	(USA/ESPN) 11th (817)
N27	(AP) 9th (1,183)	(USA/ESPN) 11th (869)
D11	(AP) 8th (1,207)	(USA/ESPN) 11th (888)
J5	(AP) 7th (1,299)	(USA/ESPN) 9th (1,009)

1999

S27	(AP) 25th (158)	-
J4	(AP) 19th (358)	(USA/ESPN) 18th (375)

1998

S7	(AP) 24th (141)	-
S14	(AP) 22nd (245)	(USA/ESPN) 23rd (165)
S21	(AP) 20th (399)	(USA/ESPN) 21st (325)
S28	(AP) 17th (613)	(USA/ESPN) 17th (522)
O5	(AP) 15th (747)	(USA/ESPN) 16th (619)
O12	(AP) 11th (1,021)	(USA/ESPN) 12th (851)
O19	(AP) 12th (939)	(USA/ESPN) 14th (717)
O26	(AP) 12th (997)	(USA/ESPN) 13th (806)
N2	(AP) 21st (420)	(USA/ESPN) 20th (351)
N9	(AP) 20th (498)	(USA/ESPN) 19th (427)
N16	(AP) 15th (754)	(USA/ESPN) 16th (589)
N23	(AP) 22nd (278)	(USA/ESPN) 23rd (229)
N30	(AP) 21st (324)	(USA/ESPN) 21st (286)
D7	(AP) 21st (322)	(USA/ESPN) 21st (270)

1996

S15	(AP) 25th (103)	-
-----	-----------------	---

1995

S3	(AP) 24th (187)	-
S10	(AP) 20th (296)	(USA) 22nd (189)
S17	(AP) 12th (823)	(USA) 13th (780)
S24	(AP) 19th (379)	(USA) 20th (327)
O1	(AP) 17th (470)	(USA) 18th (423)
O8	(AP) 15th (918)	(USA) 15th (629)
O15	(AP) 12th (841)	(USA) 12th (793)
O22	(AP) 10th (941)	(USA) 12th (854)
O29	(AP) 19th (457)	(USA) 19th (400)
N5	(AP) 17th (619)	(USA) 17th (635)
N12	(AP) 16th (649)	(USA) 16th (620)
N19	(AP) 12th (818)	(USA) 12th (779)
N26	(AP) 12th (805)	(USA) 12th (788)
J3	(AP) 18th (416)	(USA) 18th (441)

1994

O23	-	(USA) 24th (91)
O30	(AP) 21st (373)	(USA) 17th (520)
N7	(AP) 15th (801)	(USA) 11th (647)
N14	(AP) 12th (856)	(USA) 9th (893)
N21	(AP) 12th (924)	(USA) 9th (1,032)
N28	(AP) 12th (918)	(USA) 9th (1,028)
D5	(AP) 12th (916)	(USA) 9th (1,051)
J3	(AP) 11th (810)	(USA) 11th (831)

1990

S17	-	(UPI) T23rd (7)
O1	(AP) 22nd (257)	(UPI) 17th (45)
O8	(AP) 19th (424)	(UPI) 17th (60)
O15	-	(UPI) 24th (6)
O22	(AP) 25th (98)	(UPI) 22nd (9)
O29	(AP) 22nd (230)	(UPI) 20th (10)
N5	(AP) 20th (362)	(UPI) 18th (20)
N26	-	(UPI) T25th (7)

ALL-TIME NATIONAL RANKINGS

1989

S18	(AP) 22nd (245)	(UPI) 18th
O2	(AP) 23rd (245)	

1988

S27	(AP) 20th (82)	-
O4	(AP) 18th (132)	(UPI) T18th
O25	(AP) 20th (151)	(UPI) 19th

1987

O13	(AP) 16th (229)	(UPI) 18th
-----	-----------------	------------

1970

O27	(AP) 16th (29)	(UPI) 15th
N10	(AP) 19th (19)	-

1965

O10	-	(UPI) T10th
-----	---	-------------

1964

O6	-	(UPI) 19th (11)
O13	-	(UPI) 16th (13)
O20	-	(UPI) 14th (15)
O27	(AP) 7th (119)	(UPI) 10th (81)
N3	-	(UPI) 13th (13)
N10	-	(UPI) 13th (17)
N17	(AP) 10th (32)	(UPI) 10th (33)

1963

O8	-	(UPI) T19th (7)
O15	-	(UPI) 15th (22)
O22	-	(UPI) 13th (29)

1962

O16	-	(UPI) 13th (28)
O23	-	(UPI) 16th (23)
N6	-	(UPI) 11th (34)
N13	-	(UPI) 11th (34)

1960

N15	(AP) T19th (7)	-
N22	(AP) T20th (2)	-

1959

O20	(AP) 11th (192)	-
O27	(AP) 16th (25)	-
N2	(AP) 15th (53)	-
N10	(AP) 14th (27)	-
N17	(AP) 17th (31)	-

1957

O22	(AP) 18th (43)	(UPI) 19th (10)
O20	(AP) 15th (51)	(UPI) 11th (19)
N5	(AP) 13th (67)	(UPI) T10th (22)
N12	(AP) T15th (54)	(UPI) 16th (13)
N19	(AP) 15th (91)	(UPI) 12th (41)
N26	(UPI) T17th (3)	-

1948

O26	(AP) 14th (60)	-
N2	(AP) 15th (59)	-
N9	(AP) 15th (61)	-
N16	(AP) 13th (70)	-
N23	(AP) 10th (65)	-
N30	(AP) 9th	-

DUCKS IN THE NFL DRAFT

Number of Rounds in the NFL Draft

1995-present	7	1960-66	20	1939-42	22
1993-94	8	1950-59	30	1938	12
1977-92	12	1949	25	1937	10
1967-76	17	1943-48	32	1936	9

Year	Rd	Pick	Player	Pos	Team
2016	1	7	DeForest Buckner	DE	San Francisco 49ers
	7	251	Joe Walker	LB	Philadelphia Eagles
2015	1	2	Marcus Mariota	QB	Tennessee Titans
	1	15	Arik Armstead	DT	San Francisco 49ers
	2	53	Jake Fisher	OT	Cincinnati Bengals
	3	71	Hroniss Grasu	C	Chicago Bears
	7	241	Ifo Ekpre-Okumu	CB	Cleveland Browns
2014	3	86	Josh Huff	WR	Philadelphia Eagles
	4	124	De'Anthony Thomas	RB	Kansas City Chiefs
	5	141	Taylor Hart	DE	Philadelphia Eagles
	7	254	Terrance Mitchell	CB	Dallas Cowboys
2013	1	3	Dion Jordan	OLB	Miami Dolphins
	1	20	Kyle Long	OG	Chicago Bears
	2	46	Kiko Alonso	LB	Buffalo Bills
	6	182	Kenjon Barner	RB	Carolina Panthers
	6	192	John Boyett	S	Indianapolis Colts
2012	2	61	LaMichael James	RB	San Francisco 49ers
	5	155	Josh Kaddu	LB	Miami Dolphins
	6	178	Mark Asper	G	Buffalo Bills
	7	240	David Paulson	TE	Pittsburgh Steelers
2011	4	116	Casey Matthews	LB	Philadelphia Eagles
2010	2	38	T.J. Ward	FS	Cleveland Browns
	3	70	Ed Dickson	TE	Baltimore Ravens
	4	111	Walter Thurmond III	CB	Seattle Seahawks
2009	2	34	Patrick Chung	SS	New England Patriots
	2	42	Jairus Byrd	CB	Buffalo Bills
	2	49	Max Unger	OT	Seattle Seahawks
	5	159	Fenuki Tupou	OT	Philadelphia Eagles
	6	205	Ra'Shon Harris	DT	Pittsburgh Steelers
	7	247	Nick Reed	DE	Seattle Seahawks
2008	1	13	Jonathan Stewart	RB	Carolina Panthers
	5	156	Dennis Dixon	QB	Pittsburgh Steelers
	7	241	Geoff Schwartz	T	Carolina Panthers
2007	5	155	Dante Rosario	TE	Carolina Panthers
	6	187	Matt Toeaina	DT	Cincinnati Bengals
	6	210	Jordan Kent	WR	Seattle Seahawks
2006	1	12	Haloti Ngata	DT	Baltimore Ravens
	2	49	Kellen Clemens	QB	New York Jets
	4	111	Demetrius Williams	WR	Baltimore Ravens
	7	235	Justin Phinisee	CB	Tampa Bay Bucs
2005	3	94	Adam Snyder	T	San Francisco 49ers
	7	223	Marcus Maxwell	WR	San Francisco 49ers
2004	2	35	Igor Olshansky	DE	San Diego Chargers
	2	36	Junior Siavii	DT	Kansas City Chiefs
	4	105	Samie Parker	WR	Kansas City Chiefs
	6	198	Keith Lewis	DB	San Francisco 49ers
2003	4	104	George Wrihster	TE	Jacksonville Jaguars
	4	105	Onterio Smith	RB	Minnesota Vikings
	7	221	Keenan Howry	WR	Minnesota Vikings
2002	1	3	Joey Harrington	QB	Detroit Lions
	2	54	Maurice Morris	RB	Seattle Seahawks
	3	79	Rashad Bauman	CB	Washington Redskins
	4	103	Justin Peelle	TE	San Diego Chargers
	6	188	Wesly Mallard	LB	New York Giants
	7	246	Steve Smith	DB	Jacksonville Jaguars
2001	5	155	A.J. Feeley	QB	Philadelphia Eagles

Year	Rd	Pick	Player	Pos	Team
2000	3	81	Reuben Droughns	RB	Detroit Lions
	4	128	Peter Sirmon	LB	Tennessee Titans
1999	1	3	Akili Smith	QB	Cincinnati Bengals
	4	133	Josh Bidwell	P	Green Bay Packers
	7	208	Jed Weaver	TE	Philadelphia Eagles
1998	2	42	Pat Johnson	WR	Baltimore Ravens
	5	146	Blake Spence	TE	New York Jets
1997	3	82	Paul Wiggins	T	Pittsburgh Steelers
	3	94	Kenny Wheaton	DB	Dallas Cowboys
	7	204	Tony Graziani	QB	Atlanta Falcons
1996	1	11	Alex Molden	DB	New Orleans Saints
	4	103	Ricky Whittle	RB	New Orleans Saints
	7	215	Jeremy Asher	LB	Washington Redskins
1995	6	195	Dino Philyaw	RB	New England Patriots
	7	209	Chad Cota	SAF	Carolina Panthers
	7	220	Herman O'Berry	DB	St. Louis Rams
1994	3	75	Romeo Bandison	DT	Cleveland Browns
	3	100	Ernest Jones	LB	Los Angeles Rams
1993	6	161	Eric Castle	DB	San Diego Chargers
1992	9	249	Muhammad Oliver	DB	Denver Broncos
	12	327	Matt LaBounty	DE	San Francisco 49ers
1991	4	106	Bill Musgrave	QB	Dallas Cowboys
	8	221	Tony Hargain	WR	San Francisco 49ers
1990	3	78	Latin Berry	DB	Los Angeles Rams
	4	105	Chris Oldham	DB	Detroit Lions
	8	217	Curt Dykes	T	Philadelphia Eagles
	11	286	Daryl Reed	DB	Seattle Seahawks
1989	2	50	Scott Kozak	LB	Houston Oilers
	3	58	Matt Brock	DE	Green Bay Packers
	6	148	Thom Kaumeyer	DB	Los Angeles Rams
	Supp.		Brett Young	DB	Buffalo Bills
1988	2	35	Anthony Newman	DB	Los Angeles Rams
	4	88	Rollin Putzier	DT	Green Bay Packers
	8	216	J.J. Birden	WR	Cleveland Browns
1987	1	13	Chris Miller	QB	Atlanta Falcons
	3	74	Cliff Hicks	DB	Los Angeles Rams
1986	5	138	Lew Barnes	WR	Chicago Bears
	9	240	Tony Cherry	RB	San Francisco 49ers
	11	298	Drew Smetana	T	San Diego Chargers
1984	3	75	Steve Baack	NT	Detroit Lions
	6	163	Dan Ralph	DT	Atlanta Falcons
	Supp.		Gary Zimmerman	T	New York Giants
1983	2	50	Michael Walter	LB	Dallas Cowboys
	3	83	Steve Brown	DB	Houston Oilers
1982	4	95	Reggie Brown	RB	Atlanta Falcons
	6	151	Vince Williams	RB	San Francisco 49ers
	11	300	Stu Yatsko	G	Denver Broncos
1981	6	156	Bryan Hinkle	LB	Pittsburgh Steelers
	12	325	Kevin McGill	T	Cleveland Browns
1980	4	97	Terry Dion	DE	Seattle Seahawks
	8	197	Don Coleman	WR	Denver Broncos
1979	10	266	Bruce Beekley	LB	Atlanta Falcons
1978	7	175	Fred Quillan	C	San Francisco 49ers
	9	225	Reggie Grant	DB	New York Jets
1976	1	18	Mario Clark	DB	Buffalo Bills
	8	232	Ron Hunt	T	Cincinnati Bengals
	12	322	Ron Lee	DB	San Diego Chargers
	17	476	Chuck Wills	DB	Washington Redskins
	17	486	Stan Woodfill	K	Dallas Cowboys
1975	1	16	Russ Francis	TE	New England Patriots
	11	262	George Martin	DE	New York Giants
1974	5	122	Tim Guy	T	Buffalo Bills

DUCKS IN THE NFL DRAFT

Year	Rd	Pick	Player	Pos	Team
	16	400	Jack Conners	DB	San Francisco 49ers
1973	2	52	Chuck Bradley	TE	Miami Dolphins
	3	60	Timothy Stokes	T	Los Angeles Rams
	3	64	Dan Fouts	QB	San Diego Chargers
1972	1	4	Ahmad Rashad	WR	St. Louis Cardinals
	1	22	Tom Drougas	T	Baltimore Colts
	4	102	Tom Graham	LB	Denver Broncos
	8	190	Leland Glass	WR	Green Bay Packers
	12	309	Mike Williams	DT	Kansas City Chiefs
	17	436	John McKean	C	Los Angeles Rams
1971	7	172	Bob Newland	WR	New Orleans Saints
	10	249	Jack Stambaugh	G	Cincinnati Bengals
	12	304	Tom Blanchard	P	New York Giants
	14	358	Lionel Coleman	DB	Los Angeles Rams
1970	3	64	Andy Maurer	G	Atlanta Falcons
	4	90	Jim Evenson	RB	Pittsburgh Steelers
	11	273	Alan Pitcaithley	RB	New York Giants
1969	9	230	Claxton Welch	RB	Dallas Cowboys
1968	1	12	Jim Smith	DB	Washington Redskins
1967	15	382	Steve Bunker	TE	Los Angeles Rams
	16	402	Bill Smith	C	Pittsburgh Steelers
1966	Supp.		Dan Archer	G	Oakland Raiders
1965	10		Dave Tobey	LB	Pittsburgh Steelers
	Supp.		Jerry Inman	DT	Denver Broncos
1964	2		Mel Renfro	DB	Dallas Cowboys
	3		Dave Wilcox	LB	San Francisco 49ers
	11		Bob Berry	QB	Philadelphia Eagles
1963	2		Steve Barnett	T	Chicago Bears
	3		Ron Snidow	DE	Washington Redskins
1962	Supp.		Jerry Tarr	WR	Denver Broncos
1961	11		Riley Mattson	T	Washington Redskins
1960	4		Willie West	DB	St. Louis Cardinals
	15		John Wilcox	DT	Philadelphia Eagles
	Supp.		Jack Stone	T	Dallas Texans
1959	4		Bob Grottkau	OG	Detroit Lions
1956	7		Jack Morris	DB	Los Angeles Rams
	8		Dick James	HB	Washington Redskins
1955	1	1	George Shaw	QB	Baltimore Colts
	4		Jack Patera	LB	Baltimore Colts
1954	18		Emery Barnes	DE	Green Bay Packers
1953	24		Monte Brethauer	DB	Baltimore Colts
1951	18		Dick Daugherty	OG	Los Angeles Rams
1950	8		Woodley Lewis	DB	Los Angeles Rams
1949	4		Norm Van Brocklin	QB	Los Angeles Rams
1948	15		Dan Garza	OE	New York Giants
	25		Dick Wilkins	OE	New York Giants
1943	15		Floyd Rhea	G	Brooklyn Dodgers
1942	2		Curt Mecham	TB	Brooklyn Dodgers
1941	3		Jim Stuart	T	Washington Redskins
1940	5		Frank Emmons	FB	Philadelphia Eagles
1937	6		Del Bjork	T	Chicago Bears
1936	8		Ross Carter	G	Chicago Cardinals

PRE-DRAFT SHOWCASE PARTICIPANTS

Senior Bowl

2014	Josh Huff, WR
2013	Kiko Alonso, LB
	Kenjon Barner, RB
	Kyle Long, OL
2011	Casey Matthews, LB
2010	LeGarrette Blount, RB
	Ed Dickson, TE
2009	Patrick Chung, S
	Max Unger, C
	Jeremiah Johnson, RB
2005	Terrence Whitehead, RB
	Demetrius Williams, WR
2004	Adam Snyder, OT
2001	Rashad Bauman, CB
	Steve Smith, CB
1999	Peter Sirmon, LB
	Reuben Droughns, TB
1998	Eric Edwards, CB
1997	Blake Spence, TE
1996	Paul Wiggins, OT
1990	Peter Brantley, DE
1989	Curt Dykes, OT
1988	Matt Brock, DE
	Scott Kozak, LB
1987	Rollin Putzier, DT
1986	Chris Miller, QB
1984	Dale Dorning, DE
1981	Reggie Brown, TB
1973	Dan Fouts, QB
	Chuck Bradley, C
1972	Tom Drougas, OT
1958	Jim Shanley, HB

NFLPA Collegiate Bowl

2012	Lavasier Tuinei, WR
2011	Spencer Paysinger, LB
2010	Will Tukuafu, DE
2009	Jaison Williams, WR
2008	Matthew Harper, FS
2007	Darius Sanders, DE

East-West Shrine Game

2016	Vernon Adams Jr., QB
	Alex Balducci, DT
	Christian French, LB
	Tyler Johnstone, OT
2012	Josh Kaddu, LB
	David Paulson, TE
2011	Brandon Bair, DT
	Jeff Maehl, WR
	Kenny Rowe, DE
2010	T.J. Ward, S
2009	Ra'Shon Harris, DT
	Nick Reed, DE
	Fenuki Tupou, OT
2008	Geoff Schwartz, OT
2007	Enoka Lucas, C
2006	Tim Day, TE
	Devan Long, DE
2003	Keith Lewis, FS
2002	Keenan Howry, WR
	David Moretti, LB

2001	Joey Harrington, QB
	Maurice Morris, TB
2000	Matt Smith, LB
1999	Tony Hartley, WR
1998	Josh Bidwell, P
	Akili Smith, QB
1996	Josh Wilcox, TE
1995	Jeremy Asher, ILB
	Alex Molden, CB
	Ricky Whittle, TB
1994	Chad Cota, SS
	Herman O'Berry, CB
1993	Romeo Bandison, DE
1992	Eric Castle, FS
	Jeff Cummins, DE
1991	Jeff Thomason, TE
	Marcus Woods, NT
1990	Bill Musgrave, QB
	Peter Brantley, DE
	Rory Dairy, SS
1989	Chris Oldham, CB
1988	Matt Brock, DE
1985	Lew Barnes, WR
	Tony Cherry, RB
1983	Dan Ralph, DT
1982	Mike Walter, DE
1981	Reggie Brown, TB
1980	Bryan Hinkle, LB
	Scott Setterlund, DT
1978	Kenny Bryant, DB
1975	Mario Clark, DB
1973	Jack Conners, CB
	Tim Guy, OT
1972	Dan Fouts, QB
	Tim Stokes, OT
	Chuck Bradley, C
	Greg Specht, SE
1971	Bobby Moore, TB
	Leland Glass, FL
	Tom Drougas, OT
1970	Bob Newland, SE
	Lionel Coleman, DHB
1969	Andy Maurer, TE
1967	Jim Smith, DHB
	Cam Molter, DE
1965	Dave Tobey, C
	Ray Palm, E
	Pat Matson, T
1964	Bob Berry, QB
	Lowell Dean, T
	Corky Sullivan, E
1962	Steve Barnett, T
	Ron Snidow, T
1961	Kent Peterson, E
1960	Bob Peterson, C
	Dave Urell, G
	John Wilcox, T
1958	Bob Grottkau, G
	Ron Stover, E
1956	Phil McHugh, E
1955	Jack Patera, G
	Ron Pheister, C
	George Shaw, QB

	Lon Stiner, T
1950	Ray Lung, G
1949	Steve Dotur, T
1947	Duke Iverson, HB
1946	Jake Leicht, HB
1944	Dick Ashcom, T
	Bill Mayther, G
	Floyd Rhea, G
1943	Tommy Roblin, QB
1940	Bob Smith, HB
	Jim Stuart, T
1939	Frank Emmons, B
1937	Del Bjork, T
1936	Ross Carter, G
1935	Butch Morse, E
1934	Bree Cuppoletti, G
	Bernie Hughes, C
	Mike Mikulak, FB
1933	Bill Morgan, T
1930	George Christensen, T
	Austin Colbert, G
	John Kitzmiller, FB
1925	Bob Mautz, E
	Gene Shields, G

Hula Bowl (Discontinued)

2007	Palauni Ma Sun, OG
	Blair Phillips, MLB
	Matt Toeaina, DE
2004	Jerry Matson, LB
	Chris Solomona, DE
	Robby Valenzuela, DT
2001	Justin Peelle, TE
1999	Nathan Villegas, PK
1996	Tasi Malepeai, OG
	Josh Wilcox, TE
1995	Cristin McLemore, WR
	Ricky Whittle, TB
	Rich Ruhl, LB
1994	Steve Hardin, OT
	Silila Malepeai, NT
	Herman O'Berry, CB
	Chad Cota, SS
1993	Romeo Bandison, DE
1991	Marcus Woods, NT
1990	Bill Musgrave, QB
1989	Joe Meerten, TE
	Chris Oldham, CB
1988	Thom Kaumeyer, DB
	Scott Kozak, LB
1987	Anthony Newman, DB
1986	#Chris Miller, QB
1985	Doug Judge, DB
1984	Wendell Cason, CB
1983	Gary Zimmerman, OG
1982	Steve Brown, DB
1980	Vince Goldsmith, NG
1979	Terry Dion, DE
	Steve Greatwood, OG
1975	Steve Donnelly, DB
1974	Tim Guy, OT
1973	Tim Stokes, OT
1972	Bobby Moore, TB

PRE-DRAFT SHOWCASE PARTICIPANTS

	Tom Graham, MLB
1971	Bob Newland, SE
	Jack Stambaugh, OG
1970	Dennis Gassner, DE
1969	George Dames, MG
	Warner Wong, T
1968	Jim Smith, DHB
1967	Ross Carter, G
	Jim Kollman, T
1966	Dave Tobey, LB
	Ray Palm, E
1965	Lowell Dean, T
	Bob Berry, QB
1964	Larry Hill, HB
	Milt Kanehe, T
	Dick Imwalle, E
	*Dave Wilcox, G
1963	Ron Snidow, T
	Steve Barnett, T
	Mickey Ordning, G
1962	Kent Peterson, E
1961	Dave Grosz, QB
1960	Bob Peterson, C
	Willie West, HB
1955	Jack Patera, C
1949	Jim Berwick, G
	Dick Wilkins, E

Blue-Gray Classic (Discontinued)

1997	Pat Johnson, WR
1996	Derrick Barnes, LB
	Tony Graziani, QB
	Josh Wilcox, TE
1993	Ernest Jones, LB
	Tommy Thompson, P/PK
1991	Marcus Woods, NT
1989	Latin Berry, TB
	Chris Husko, OG
1987	Rollin Putzier, DL
1986	Chris Miller, QB
1985	Lew Barnes, WR
1984	Dale Dorning, DE
1983	Steve Baack, DE
1980	Jamey Matthews, OG
1972	Tim Stokes, OT

Japan Bowl (Discontinued)

1992	Jeff Cummins, DE
1991	Matt LaBounty, DE
1990	Bill Musgrave, QB
1989	Derek Loville, TB
	Terry Obee, WR
	Curt Dykes, OT
1988	Matt Brock, DE
	Thom Kaumeyer, FS
1987	Anthony Newman, DB
1986	Bobby DeBisschop, TE
	Clifford Hicks, CB
	Kevin Willhite, FB
1984	Doug Herman, TE
1983	Gary Zimmerman, OG
1982	Mike Walter, LB
1981	Vince Williams, FB

	Greg Hogensen, TE
1980	Vince Goldsmith, NG
1979	Terry Dion, DL

College All-Star Game (Discontinued)

1976	Mario Clark, DB
1975	Russ Francis, TE
1973	Tim Stokes, OT
	Chuck Bradley, C
1972	Bobby Moore, TB
1964	Dave Wilcox, E
	Mel Renfro, HB
1959	Bob Grottkau, G
1955	Jack Patera, G
	George Shaw, QB
1949	Norm Van Brocklin, QB
1945	William Mayther, C
1944	William Mayther, C
1940	Floyd Rhea, G
	Rich Aschom, T
1937	Del Bjork, T
1935	Roy Morse, E
1934	Mike Mikulak, FB

Coaches All-America Game (Discontinued)

1975	Russ Francis, TE
1972	Dan Fouts, QB
	Tim Stokes, OT
1968	Jim Smith, DHB
1966	Pat Matson, T
	Dave Tobey, C
1965	Bob Berry, QB
1964	Dave Wilcox, DE
1963	Ron Snidow, T
	Steve Barnett, T
1962	Kent Peterson, E

Las Vegas All-American Classic (Discontinued)

2007	Blair Phillips, OLB
2004	Marcus Maxwell, WR
	Nick Steitz, OG
2003	Jason Fife, QB

DUCKS IN THE SUPER BOWL

Oregon's Super Bowl History

Appearances: 66

Super Bowl Rings: 35

Most Appearances: 4 - Mel Renfro

Most Super Bowl Rings: 3 - Derek Loville and Mike Walter

NFL Teams Represented: 16 - Atlanta Falcons, Baltimore Ravens, Buffalo Bills, Carolina Panthers, Dallas Cowboys, Denver Broncos, Green Bay Packers, Minnesota Vikings, New England Patriots, New York Giants, Oakland Raiders, Philadelphia Eagles, Pittsburgh Steelers, San Diego Chargers, San Francisco 49ers, Seattle Seahawks

NFL Team Represented Most Often: San Francisco 49ers (14)

Most Ducks in One Super Bowl: 5 - 2013 Baltimore Ravens (3) and San Francisco 49ers (2); 1985 San Francisco 49ers (5)



Former Oregon running back Jonathan Stewart (middle) is tackled by former Oregon safety T.J. Ward (right) in Super Bowl 50. The Broncos defeated the Panthers, 24-10, at Levi's Stadium in Santa Clara, Calif.

Player	Team	Year(s)
Dan Archer	Oakland Raiders	1968
Bob Berry	Minnesota Vikings	1974, '75, '77
LeGarrette Blount	New England Patriots	2015, '17
Eric Castle	San Diego Chargers	1995
Patrick Chung	New England Patriots	2012, '15, '17
Mario Clark	San Francisco 49ers	1985
Ed Dickson	Baltimore Ravens	2013
	Carolina Panthers	2016
Dennis Dixon	Pittsburgh Steelers	2009
	Baltimore Ravens	2013
Reuben Droughns	New York Giants	2008
Russ Francis	San Francisco 49ers	1985
Dave Grayson	Oakland Raiders	1968
Tony Graziani	Atlanta Falcons	1999
Ronnie Harris	Atlanta Falcons	1999
Clifford Hicks	Buffalo Bills	1991, '92, '93
LaMichael James	San Francisco 49ers	2013
Pat Johnson	Baltimore Ravens	2001
Ernest Jones	Denver Broncos	1998
Derek Loville	San Francisco 49ers	1995
	Denver Broncos	1998, '99
George Martin	New York Giants	1987
Andy Maurer	Minnesota Vikings	1975
	Denver Broncos	1978

Player	Team	Year(s)
Maurice Morris	Seattle Seahawks	2006
Bill Musgrave	San Francisco 49ers	1995
Haloti Ngata	Baltimore Ravens	2013
Chris Oldham	Buffalo Bills	1992
	Pittsburgh Steelers	1996
Spencer Paysinger	New York Giants	2012
Rollin Putzier	San Francisco 49ers	1990
Fred Quillan	San Francisco 49ers	1982, '85
Ahmad Rashad	Minnesota Vikings	1977
Mel Renfro	Dallas Cowboys	1971, '72, '76, '78
Jonathan Stewart	Carolina Panthers	2016
Jeff Stover	San Francisco 49ers	1985, '89
Jeff Thomason	Green Bay Packers	1997, '98
	Philadelphia Eagles	2005
Walter Thurmond	Seattle Seahawks	2014
Will Tukuafu	San Francisco 49ers	2013
	Seattle Seahawks	2015
Max Unger	Seattle Seahawks	2014, '15
Mike Walter	San Francisco 49ers	1985, '89, '90
T.J. Ward	Denver Broncos	2016
Jed Weaver	New England Patriots	2005
Claxton Welch	Dallas Cowboys	1971, '72
Gary Zimmerman	Denver Broncos	1998

INDIVIDUAL RECORDS

Most Points Scored

Game:	60	Charles Taylor vs. Puget Sound, 10-22-1910
Modern:	30	Kenjon Barner at USC, 11-3-2012
	30	Kenjon Barner vs. New Mexico, 9-4-2010
	30	Saladin McCullough vs. Arizona, 11-9-1996
Season:	144	LaMichael James, 2010
Career:	348	LaMichael James, 2009-11
Freshman:	114	Royce Freeman, 2014

Most Touchdowns

Game:	10	Charles Taylor vs. Puget Sound, 10-22-1910
Modern:	5	Kenjon Barner at USC, 11-3-2012
	5	Kenjon Barner vs. New Mexico, 9-4-2010
	5	Saladin McCullough vs. Arizona, 11-9-1996
Season:	24	LaMichael James, 2010
Career:	58	LaMichael James, 2009-11
Freshman:	19	Royce Freeman, 2014

Most Total Points Accounted For

Game:	60	Charles Taylor vs. Puget Sound, 10-22-1910
Modern:	42	M. Mariota at Colorado, 10-5-2013 (30 pass, 12 rush)
Season:	348	Marcus Mariota, 2014 (252 pass, 90 rush, 6 receive)
Career:	804	M. Mariota, 2012-14(618 pass, 174 rush, 12 receive)
Freshman:	228	Marcus Mariota, 2012 (192 pass, 30 rush, 6 receive)

Rushing Attempts

Game:	45	Reuben Droughns vs. Arizona, 10-23-1999
Season:	294	LaMichael James, 2010
Career:	811	Derek Loville, 1986-89
Freshman	252	Royce Freeman, 2014

Rushing Net Yards

Game:	321	Kenjon Barner at USC, 11-3-2012
Season:	1805	LaMichael James, 2011
Career:	5,082	LaMichael James, 2009-11
Freshman:	1,546	LaMichael James, 2009

Rushing Yards Per Carry

Game:	77.5	De'Anthony Thomas (2-155) vs. Wisconsin, 1-2-2011
Season:	10.8	De'Anthony Thomas, 2011
Career:	7.8	De'Anthony Thomas, 2011-13
Freshman:	10.8	De'Anthony Thomas, 2011

Most Rushing Touchdowns

Game:	10	Charles Taylor vs. Puget Sound, 10-22-1910
Modern:	5	Kenjon Barner at USC, 11-3-2012
	5	Saladin McCullough vs. Arizona, 11-9-1996
Season:	21	Kenjon Barner, 2012; LaMichael James, 2010
Career:	53	LaMichael James, 2009-11
Freshman:	18	Royce Freeman, 2014

Most 100-Yard Rushing Games

Season:	11	Royce Freeman, 2015
Career:	26	LaMichael James, 2009-11
Freshman:	9	LaMichael James, 2009

Most Consecutive 100-Yard Rushing Games

Season:	9	Royce Freeman, 2015
---------	----------	----------------------------

Receptions

Game:	16	Samie Parker vs. Minnesota, 12-31-2003
Season:	77	Jeff Maehl, 2010
	77	Samie Parker, 2003
Career:	178	Jeff Maehl, 2007-10
	178	Samie Parker, 2000-03
Freshman:		

Receiving Yards

Game:	242	Tony Hartley vs. Washington, 11-7-1998
Season:	1,140	Josh Huff, 2013
Career:	2,761	Samie Parker, 2000-03

Touchdown Receptions

Game:	4	Keenan Howry vs. Arizona State, 11-3-2001
Season:	12	Josh Huff, 2013
		Jeff Maehl, 2010
Career:	24	Josh Huff, 2010-13
		Jeff Maehl, 2007-10
		Keenan Howry, 1999-02
		Cristin McLemore, 1992-95

Most 100-Yard Receiving Games

Season:	6	Josh Huff, 2013
		Jaison Williams, 2006
		Damon Griffin, 1998
		Pat Johnson, 1997
Career:	11	Demetrius Williams, 2002-05

Most Consecutive 100-Yard Receiving Games

Season:	5	Darren Carrington II, 2014-15
---------	---	-------------------------------

Most Plays

Game:	74	Danny O'Neil vs. Penn State, 1-2-1995
Season:	580	Marcus Mariota, 2014
Career:	1,504	Marcus Mariota, 2012-2014

Most Total Yards

Game:	512	Justin Herbert vs. Arizona State, 10-29-2016
Season:	5,224	Marcus Mariota, 2014
Career:	13,033	Marcus Mariota, 2012-2014

Average Yards Per Play

Season:	10.82	De'Anthony Thomas, 2011
Career:	8.68	Marcus Mariota, 2012-14

Most Total Touchdowns

Game:	10	Charles Taylor vs. Puget Sound, 10-22-1910
Modern:	7	M. Mariota at Colorado, 10-5-2013 (5 pass, 2 rush)
Season:	57	Marcus Mariota, 2014 (42 pass, 15 rush)
Career:	134	Marcus Mariota, 2012- 2014(105 pass, 29 rush)

Passing Attempts

Game:	61	Danny O'Neil vs. Penn State, 1-2-1995
Season:	426	Tony Graziani, 1995
Career:	1,132	Danny O'Neil, 1991-94

Passing Completions

Game:	41	Danny O'Neil vs. Penn State, 1-2-1995
Season:	304	Marcus Mariota, 2014
Career:	779	Marcus Mariota, 2012-2014

INDIVIDUAL RECORDS

Highest Completion Percentage (Season minimum, 100 attempts)

Game:	.882 (15-17)	Kellen Clemens vs. Stanford, 10-25-2003
Season:	.685 (230-336)	Marcus Mariota, 2012
Career:	.668 (779-1167)	Marcus Mariota, 2012-14
Freshman:	.685 (230-336)	Marcus Mariota, 2012

Passing Yards

Game:	489	Justin Herbert vs. Arizona State, 10-29-2016
		Bill Musgrave at BYU, 11-4-1989
Season:	4,454	Marcus Mariota, 2014
Career:	10,796	Marcus Mariota, 2012-14

Yards Per Completion

Season:	17.5	(3763-215), Akili Smith, 1998
Career:	16.5	(1783-108), Eric Olson, 1966-68

Yards Per Attempt (min. 200 attempts/season, 400 career)

Season:	10.2	(2643-259), Vernon Adams Jr., 2015
Career:	9.3	(10796-1161), Marcus Mariota, 2012-14

Most Touchdown Passes

Game:	6	Justin Herbert at California, 10-21-2016 (2ot)
	6	Vernon Adams Jr. vs. USC, 11-21-2015
	6	Marcus Mariota at California, 11-10-2012
	6	Darron Thomas vs. Nevada, 9-10-2011
	6	Joey Harrington vs. Arizona State, 11-3-2001
	6	Joey Harrington at Arizona State, 10-28-2000 (ot)
	6	Danny O'Neil vs. Stanford, 11-12-1994
Season:	42	Marcus Mariota, 2014
Career:	105	Marcus Mariota, 2012-14
Freshman:	32	Marcus Mariota, 2012

Passing Efficiency

Game:	303.1	Darron Thomas vs. Nevada, 9-10-2011
Season:	181.7	Marcus Mariota, 2014
Career:	171.8	Marcus Mariota, 2012-14

Most Passes Intercepted

Game:	6	Danny O'Neil vs. Washington, 10-23-1993
	6	George Shaw vs. Washington, 10-18-1952
Season:	24	Dan Fouts, 1970
Career:	54	Dan Fouts, 1970-72

Most Consecutive Passes Without An Interception

Season:	285	Marcus Mariota, 2013
Career:	353	Marcus Mariota, 2012-13

Most Punts

Game:	12	Josh Syria at UCLA, 11-24-2007
Season:	81	Kevin Hicks, 1982
Career:	229	Josh Bidwell, 1995-98

Highest Punting Average

Game:	54.0	(4 punts), Jackson Rice at Colorado, 10-22-2011
Season:	46.0	(51 punts), Josh Bidwell, 1998
Career:	42.8	(39 punts), Len Isberg, 1940

Most Punt Returns

Game:	9,	Harvey Winn vs. Arizona, 9-16-1972
Season:	46	Michael Fletcher, 1998
	46	Ronnie Harris, 1992
Career:	124	Terry Obee, 1986-89

Most Punt Return Yards

Game:	186	Keenan Howry vs. Stanford, 10-20-2001
Season:	546	Cliff Harris, 2010
Career:	1,221	Keenan Howry, 1999-02

Highest Punt Return Average

Season:	18.8	(29 att.), Cliff Harris, 2010
Career:	17.1	(16 att.), De'Anthony Thomas, 2011-13

Most Punt Return Touchdowns

Game:	2	Bralon Addison, 2013
	2	Cliff Harris, 2010
Season:	4	Cliff Harris, 2010
Career:	4	Cliff Harris, 2009-11
	4	Keenan Howry, 1999-02
Freshman:	2	Charles Nelson, 2014

Most Kickoff Returns

Game:	9	Kenjon Barner at Stanford, 11-7-2009
Season:	41	Kenjon Barner, 2009
Career:	78	Steve Brown, 1979-82

Most Kickoff Return Yards

Game:	240	Tony Cherry vs. Washington State, 10-27-1984
Season:	1020	Kenjon Barner, 2009
Career:	2,173	Charles Nelson, 2014-present

Highest Kickoff Return Average

Season:	43.2	(9 att.), Woodley Lewis, 1949
Career:	34.1	(16 att.), Woodley Lewis, 1948-49

Most Kickoff Return Touchdowns

Season:	2	De'Anthony Thomas, 2011
	2	Jonathan Stewart, 2005
Career:	4	De'Anthony Thomas, 2011-13

All-Purpose Attempts

Game:	45	Reuben Droughns at Arizona, 10-23-1999
Season:	334	Ricky Whittle, 1995
Career:	964	Derek Loville, 1986-89

All-Purpose Yards

Game:	363	LaMichael James at Arizona, 9-24-2011
Season:	2,481	Jonathan Stewart, 2007
Career:	5,869	LaMichael James, 2009-11

Most Interceptions

Game:	3	Several - Last by Steve Smith vs. Colorado, 1-1-2002
Season:	13	George Shaw, 1951
Career:	18	George Shaw, 1951-54

Most Interception Yards Returned

Game:	126	Ken Klein at Air Force, 10-15-1966
Season:	206	Justin Phinisee, 2005
Career:	380	Kenny Wheaton, 1994-96

Most Interception Touchdowns

Season:	2	Avery Patterson, 2012
	2	Boseko Lokombo, 2011
	2	Chris Solomona, 2004
	2	Eric Castle, 1991
	2	Dave Piper, 1971

INDIVIDUAL RECORDS

Career:	3	Avery Patterson, 2010-13
	3	Walter Thurmond III, 2006-09
	3	Rashad Bauman, 1997-01
	3	Kenny Wheaton, 1994-96

Most Consecutive Kicks Made (PATs & FG)

Game:	11	Aidan Schneider vs. Southern Utah, 9-2-2017
	11	Aidan Schneider vs. Georgia State, 8-19-2015
	11	Eric Solis vs. New Mexico, 9-4-2010
	11	Rob Beard vs. Portland State, 9-18-2010
	11	Morgan Flint at Oregon State, 11-29-2008
Season:	54	Jared Siegel, 2002
	54	Nathan Villegas, 1998
Career:	54	Jared Siegel, 2002
	54	Nathan Villegas, 1998

Most PATs Made

Game:	14	Charles Taylor vs. Puget Sound, 10-22-1910
Modern:	11	Aidan Schneider vs. Southern Utah, 9-2-2017
Season:	77	Alejandro Maldonado, 2011
Career:	176	Jared Siegel, 2001-04

Most PAT Attempts

Season:	78	Alejandro Maldonado, 2011
Career:	180	Jared Siegel, 2001-04

Best PAT Percentage (Minimum 28 attempts)

Season:	1.000 (67-67)	Aidan Schneider, 2015
	1.000 (57-57)	Nathan Villegas, 1998

	1.000 (54-54)	Morgan Flint, 2009
	1.000 (52-52)	Matt Evensen, 2007
	1.000 (45-45)	Jared Siegel, 2003
	1.000 (28-28)	Morgan Flint, 2008
Career:	1.000 (82-82)	Morgan Flint, 2006-09

Most Consecutive PATs

Season:	67	Aidan Schneider, 2015
Career:	102	Aidan Schneider, 2014-2016

Most Field Goals Made

Game:	6	Paul Martinez vs. Montana, 9-10-2005
Season:	24	Gregg McCallum, 1989
Career:	49	Jared Siegel, 2001-04

Most Field Goals Attempted

Game:	6	Paul Martinez vs. Houston, 9-1-2005; Mont., 9-10-2005
		Tommy Thompson vs. Arizona State, 10-3-1992
Season:	34	Tommy Thompson, 1992
Career:	69	Jared Siegel, 2001-04

Best Field Goal Percentage

Season:	1.000	8-8	Matt MacLeod, 1985
Career:	.857	42-49	Aidan Schneider, 2014-present

Most Consecutive Field Goals

Season:	15	Jared Siegel, 2002
Career:	15	Jared Siegel, 2002



Aidan Schneider carries a program-record .875 career field goal percentage into the 2017 season.

TEAM RECORDS

Game		Season	
Most Net Yards Rushing	528 vs. Portland State, 9-18-2010	Most Net Yards Rushing	4,189, 2011
Most 100-yard Rushers	3 vs. Nicholls, 8-31-2013	Most Yards Passing	4,354, 2014
Most Net Yards Passing	489 vs. Arizona State, 10-29-2016	Most Yards Total Offense	7,740 (3,386 rush, 4,354 pass), 2014
	489 vs. BYU, 11-4-1989	Most Passes Attempted	487, 1995
Most Offensive Plays	102 vs. Oregon State, 11-26-11	Most Passes Completed	303, 2005
	102 vs. Washington State, 10-9-2004	Most Touchdown Passes	42, 2014
Most Yards Total Offense	777 vs. California, 11-7-2015	Most Interceptions Thrown	32, 1952
Most Passes Attempted	63 vs. Washington State, 9-21-1996	Most First Downs	386, 2014
Most Passes Completed	41 vs. Penn State, 1-2-1995 (Rose Bowl)	Most First Downs Rushing	204, 2012
Most Touchdown Passes	7 at California, 11-10-2012	Most First Downs Passing	185, 2014
	7 vs. Stanford, 11-12-1994	Most Points	661, 2014
Most Pass Int. Thrown	9 vs. Washington, 10-18-1952	Fewest Points Allowed (since 1916)	34, 1936 (9 games)
Most First Downs	39 at Washington, 10-20-2007		50, 1958 (10 games)
Most First Downs Rushing	25 at Washington, 10-20-2007		97, 1957 (11 games)
Most First Downs Passing	24 vs. Arizona State, 9-28-1996		221, 1990 (12 games)
Most Points	115 vs. Puget Sound, 11-22-1910		243, 2010 (13 games)
Most Points (<i>Modern</i>)	77 vs. Southern Utah, 9-2-2017	Most Touchdowns	89, 2012
Most Conf. Points Scored	70 vs. Colorado, 10-27-2012	Most Touchdowns Rushing	48, 2012
Most Points Allowed	71 vs. Texas, 12-6-1941	Most Pass Interceptions	26, 2012
Most Conf. Points Allowed	70 vs. Washington, 10-8-2016	Most Turnovers Gained	40, 2012 (26 INT, 14 FR)
Fewest Yards Rushing Allowed	(-47) vs. BYU, 9-29-1990	Most 1-Point PATs	82, 2012
Fewest Yards Passing Allowed	(-1) vs. Air Force, 10-20-1979	Most 2-Point PATs	7, 2010
Most Pass Interceptions	7 vs. Idaho, 9-24-1949	Most PATs Total	86, 2012
		Most Consecutive PATs	69, 2010
		Most Field Goals	24, 1989, 1999
		Most Field Goals Attempted	34, 1992
		Fewest Rushing Yards Allowed	834, 1938
		Fewest Passes Attempted	97, 1936
		Fewest Passes Completed	36, 1936
		Fewest Passing Yards Allowed	458, 1936
		Undefeated Season	1895 (4-0-0); 1906 (5-0-1); 1916 (7-0-1)
		Most Victories	13, 2014 (13-2)
		Streaks	
		Longest Winning Streak	13 (11-26-2011 to 11-10-2012)
		Longest Unbeaten Streak	16 (15 wins, one tie) - last 7 games, 1915, all 8 games, 1916, and first game, 1917)

SINGLE-GAME TOP-10

Most Yards Rushing

Name	Yards	Att.	Date	Opponent
1. Kenjon Barner	321	38	11-03-2012	@USC
2. LaMichael James	288	23	9-24-2011	@Arizona
3. Onterio Smith	285	26	10-27-2001	@Washington State
4. LaMichael James	257	31	10-02-2010	Stanford
5. Jonathan Stewart	253	23	12-31-2007	vs. South Florida
6. Jonathan Stewart	251	32	10-20-2007	@Washington
7. Bobby Moore	249	27	9-18-1971	Utah
8. Royce Freeman	246	27	10-10-2015	Washington State
9. LaMichael James	239	36	10-30-2010	@USC
10. LaMichael James	227	14	9-18-2010	Portland State
Tony Cherry	227	27	9-21-1985	Stanford

Most Yards Passing

Name	Yards	Date	Opponent
1. Justin Herbert	489	10-29-2016	Arizona State
Bill Musgrave	489	11-04-1989	@BYU
3. Ryan Perry-Smith	468	9-28-1996	@Arizona State
4. Marcus Mariota	456	9-14-2013	Tennessee
Akili Smith	456	12-25-1998	Colorado
Danny O'Neil	456	1-02-1995	Penn State
7. Bill Musgrave	443	9-08-1990	San Diego State
8. Akili Smith	442	11-07-1998	Washington
9. Kellen Clemens	437	10-09-2004	@Washington State
10. Joey Harrington	434	10-28-2000	@Arizona State

Most Pass Receptions

Name	Rec.	Date	Opponent
1. Samie Parker	16	12-31-2003	Minnesota
2. Jeff Maehl	12	11-21-2009	@Arizona
Demetrius Williams	12	10-09-2004	@Washington State
4. Marshaun Tucker	11	10-28-2000	@Arizona State
Cristin McLemore	11	9-23-1995	Stanford
Josh Wilcox	11	1-02-1995	Penn State
Cristin McLemore	11	11-13-1993	Stanford
Derrick Deadwiler	11	10-02-1993	@California
Greg Bauer	11	11-13-1976	Stanford
Bob Newland	11	11-07-1970	Air Force

Most Yards Receiving

Name	Yards	Date	Opponent
1. Tony Hartley	242	11-07-1998	Washington
2. Derrick Deadwiler	234	10-02-1993	@California
3. Cristin McLemore	230	11-13-1993	Stanford
4. Bob Newland	225	9-19-1970	@Illinois
5. Blake Spence	214	10-18-1997	Utah
6. Tony Hargain	206	9-08-1990	San Diego State
7. Samie Parker	200	12-31-2003	Minnesota
8. Pat Johnson	199	11-22-1997	Oregon State
9. Marshaun Tucker	196	9-09-2000	@Wisconsin
10. Josh Huff	186	11-29-2013	Oregon State

Most Yards Total Offense

Name	Yards	Pass	Rush	Date	Opponent
1. Justin Herbert	512	489	23	10-29-2016	Arizona State
2. Bill Musgrave	498	489	9	11-04-1989	@BYU
3. Marcus Mariota	483	456	27	9-14-2013	Tennessee
4. Kellen Clemens	473	437	36	10-09-2004	@Washington State
5. Bill Musgrave	468	443	25	9-08-1990	San Diego State
6. Akili Smith	457	456	1	12-25-1998	Colorado
7. Akili Smith	456	442	14	11-07-1998	Washington
8. Kellen Clemens	447	425	22	10-15-2005	Washington
9. Ryan Perry-Smith	446	468	-22	9-28-1996	@Arizona State
10. Danny O'Neil	445	465	-20	1-02-1995	Penn State

Most All-Purpose Yards

Name	Yards	Rush	Rec.	Ret.	Date	Opponent
1. LaMichael James	363	288	15	60	11-24-2011	@Arizona
2. Kenjon Barner	347	321	26	0	11-03-2012	@USC
3. Onterio Smith	342	285	0	57	10-27-2001	@WSU
4. Keenan Howry	338	0	152	186	10-20-2001	Stanford
Bobby Moore	338	249	89	0	9-18-1971	Utah
6. Pat Johnson	337	-6	199	144	11-22-1997	OSU
7. Tony Cherry	323	83	0	240	10-27-1984	WSU
8. Tony Cherry	320	227	33	60	9-21-1985	Stanford
9. De. Thomas	314	266	34	125	1-02-2012	Wisconsin
10. Ricky Whittle	312	161	72	79	10-14-1995	@California

Most Interceptions

Name	Int.	Date	Opponent
1. Steve Smith	3	1-01-2002	Colorado
Steve Smith	3	9-22-2001	USC
Herman O'Berry	3	11-07-1992	California
Daryle Smith	3	9-29-1990	BYU
Anthony Newman	3	11-22-1986	Oregon State
Ed Hulbert	3	11-01-1986	California
Dick James	3	10-22-1955	Arizona
George Shaw	3	11-03-1951	Idaho
George Shaw	3	9-29-1951	Arizona
Woodley Lewis	3	9-24-1949	Idaho
Jake Leicht	3	11-17-1945	California
Jake Leicht	3	10-20-1945	Washington State
Shy Huntington	3	1-01-1917	Pennsylvania

Most Tackles (since 1983)

Name	Solo	Ast.	Tkl.	Date	Opponent
1. Lerry Wilson	3	19	22	9-24-1983	Houston
2. Dan Ralph	3	18	21	11-19-1983	Oregon State
3. Michael Clay	10	10	20	11-17-2012	Stanford
4. Joe Farwell	7	13	20	11-23-1991	Oregon State
5. Chris Vandiver	13	6	19	9-26-1998	Stanford
6. Scott Whitney	8	11	19	10-29-1988	Arizona State
7. Todd Welch	12	7	19	11-17-1984	@Oregon State
8. Peter Sirmon	12	6	18	10- 9-1999	@UCLA
Jeremy Asher	11	7	18	9- 9-1995	Illinois
Rich Ruhl	14	4	18	11-19-1994	@Oregon State
Eric Castle	11	7	18	10-13-1990	@Washington
Mark Kearns	8	10	18	10- 3-1987	Washington
Bob Hudetz	13	5	18	10-13-1984	USC
Jeff Williams	7	11	18	9-10-1983	@Ohio State

SINGLE-GAME TOP-10

Longest Run

Name	Yards	Date	Opponent
1. Bob Smith	92*	11-05-1938	Idaho
2. De'Anthony Thomas	91*	1-02-2012	Wisconsin
3. LaMichael James	90	9-17-2011	Missouri State
4. Jonathan Stewart	88*	9-15-2007	Fresno State
5. Taylor Allie	87*	9-19-2015	Georgia State
6. Marcus Mariota	86*	10-18-2012	@Arizona State
7. Royce Freeman	85*	9-10-2016	Virginia
Josh Huff	85*	11-26-2010	Arizona
Don Reynolds	85*	10-21-1972	Stanford
Louie Anderson	85*	10-18-1924	Stanford
John Zacharias	85*	10-19-1907	Pacific

*Resulted in Touchdown

Longest Pass Play

Receiver/Passer	Yards	Date	Opponent
1. Newland/Blanchard	95*	9-19-1970	@Illinois
2. Johnson/Maas	90*	11-22-1997	Oregon State
3. Obee/Nelson	89*	11-14-1987	@Washington State
4. Johnson/Graziani	88*	8-31-1996	@Fresno State
5. Tate/O'Neil	87*	9-25-1993	@Illinois
6. Williams/Clemens	86*	8-30-2003	@Mississippi State
DeBisschop/Miller	86*	11-16-1985	@Arizona
8. B. Paysinger/Dixon	85*	9-08-2007	@Michigan
Williams/Clemens	85*	11-01-2003	@Washington
Moore/Fouts	85*	11-06-1971	@Air Force

*Resulted in Touchdown

Longest Kickoff Return

Name	Yards	Date	Opponent
1. Woodley Lewis	102*	10-15-1949	Colorado
2. Tony Brooks-James	100*	9-2-2017	Southern Utah
Charles Nelson	100*	10-1-2016	@Washington State
Charles Nelson	100*	10-29-2015	@Arizona State
Kenjon Barner	100*	10-10-2009	@UCLA
6. Jason Cooper	99*	9-18-1999	Nevada
Chris Oldham	99*	10-08-1988	@USC
8. Jonathan Stewart	97*	11-19-2005	Oregon State
Kenny Washington	97*	11-15-2003	@UCLA
10. De'Anthony Thomas	96*	11-19-2011	USC
Onterio Smith	96*	10-20-2001	Stanford

*Resulted in Touchdown

Longest Punt Return

Name	Yards	Date	Opponent
1. Woodley Lewis	92*	11-14-1949	Oregon State
2. Jay Graybeal	90*	12-04-1937	@Arizona
3. Jairus Byrd	87*	9-13-2008	@Purdue
Ronnie Harris	87*	9-26-1992	UNLV
Bill Bowerman	87*	10-10-1931	@Washington
6. Brian Brown	86*	10-20-1990	Arizona State
7. Bralon Addison	81*	9-12-2015	@Michigan State
Keenan Howry	81	10-20-2001	Stanford
9. Kenjon Barner	80*	9-11-2010	@Tennessee
John Kitzmiller	80*	10-19-1929	Idaho
E.C. Latourette	80*	11-13-1909	@Idaho

*Resulted in Touchdown

Longest Interception Return

Name	Yards	Date	Opponent
1. Ken Klein	99*	10-15-1966	@Air Force
2. Dior Mathis	97	9-07-2013	@Virginia
Kenny Wheaton	97*	10-22-1994	Washington
Kenny Bryant	97*	9-17-1977	@TCU
5. John Kitzmiller	96*	11-29-1928	UCLA
6. Daryle Smith	94*	10-05-1991	New Mexico State
7. Robert Robinson	92	10-26-1929	@Washington
8. Justin Phinisee	86	10-01-2005	@Stanford
9. Tyree Robinson	84	10-29-2016	Arizona State
10. Isaac Walker	82*	10-21-1995	Washington State

*Resulted in Touchdown

Longest Field Goal (all field goals made over 50 yards)

Name	Yards	Date	Opponent
1. Jared Siegel	59	10-12-2002	@UCLA
2. Roy Geiger	57	10-29-1977	@Washington State
3. Tommy Thompson	56	10-17-1992	Washington
Steve Buettner	56	11-06-1971	@Air Force
5. Tommy Thompson	54	11-06-1993	@Arizona
6. Jared Siegel	53	10-05-2002	@Arizona
Kirk Dennis	53	10-03-1987	Washington
Dean Otto	53	9-21-1985	Stanford
Fred Moulten	53	10-13-1908	Idaho
10. Matt Evensen	52	10-25-2008	@Arizona State
Jared Siegel	52	9-21-2002	Portland State
Tommy Thompson	52	10-30-1993	Washington State
Tim Wise	52	11-20-1982	Arizona
14. Matt Evensen	51	10-08-2005	@Arizona State
Paul Martinez	51	9-01-2005	@Houston
Jared Siegel	51	10-23-2004	@Stanford
Jared Siegel	51	11-15-2003	@UCLA
Tommy Thompson	51	10-03-1992	Arizona State
Gregg McCallum	51	9-28-1991	USC
Gregg McCallum	51	9-22-1990	@Arizona
Paul Schwabe	51	11-12-1983	@Stanford
Roy Geiger	51	10-22-1977	@LSU
Roy Geiger	51	10-09-1976	@California

SINGLE-SEASON TOP-10

Rushing Yards *(all 1,000 yard seasons, sorted by net yards)*

Name	Year	Carries	Net Yards
1. Royce Freeman	2015	283	1,836
2. LaMichael James	2011	247	1,805
3. Kenjon Barner	2012	278	1,767
4. LaMichael James	2010	294	1,731
5. Jonathan Stewart	2007	280	1,722
6. LaMichael James	2009	230	1,546
7. Royce Freeman	2014	252	1,365
8. Saladin McCullough	1997	267	1,343
9. Reuben Droughns	1999	277	1,234
10. Bobby Moore	1971	249	1,211
11. Derek Loville	1988	265	1,202
12. Jeremiah Johnson	2008	168	1,201
13. Maurice Morris	2000	286	1,188
14. Terrence Whitehead	2004	200	1,144
15. Onterio Smith	2002	244	1,141
16. Onterio Smith	2001	175	1,058
17. Maurice Morris	2001	180	1,049
18. Byron Marshall	2013	168	1,038
19. Ricky Whittle	1995	260	1,021
20. Tony Cherry	1985	211	1,006
21. LeGarrette Blount	2008	137	1,002
Don Reynolds	1973	226	1,002

Rushing Touchdowns

Name	Year	TD
1. Kenjon Barner	2012	21
LaMichael James	2010	21
3. Royce Freeman	2014	18
LaMichael James	2011	18
5. Royce Freeman	2015	17
LaGarrette Blount	2008	17
7. Marcus Mariota	2014	15
Saladin McCullough	1996	15
9. LaMichael James	2009	14
Byron Marshall	2013	14

Rushing Yards Per Game *(minimum 150 attempts)*

Name	Year	YPG
1. LaMichael James	2011	150.4
2. LaMichael James	2010	144.2
3. Royce Freeman	2015	141.2
4. Kenjon Barner	2012	135.9
5. Jonathan Stewart	2007	132.5
6. LaMichael James	2009	118.9
7. Onterio Smith	2002	114.1
8. Reuben Droughns	1999	112.2
9. Saladin McCullough	1997	111.9
10. Terrence Whitehead	2004	104.0

Rushing Yards Per Carry *(minimum 150 attempts)*

Name	Year	YPC
1. LaMichael James	2011	7.31
2. Jeremiah Johnson	2008	7.15
3. LaMichael James	2009	6.72
4. Royce Freeman	2015	6.49
5. Kenjon Barner	2012	6.36
6. Kenjon Barner	2011	6.18
Byron Marshall	2013	6.18
8. Jonathan Stewart	2007	6.15
9. Onterio Smith	2001	6.05
10. LaMichael James	2010	5.89

Rushing Attempts

Name	Year	Att.
1. LaMichael James	2010	294
2. Maurice Morris	2000	286
3. Royce Freeman	2015	283
4. Jonathan Stewart	2008	280
5. Kenjon Barner	2012	278
6. Reuben Droughns	1999	277
7. Saladin McCullough	1997	267
8. Derek Loville	1988	265
9. Ricky Whittle	1995	260
10. Royce Freeman	2014	252

Passing Touchdowns

Name	Year	TD
1. Marcus Mariota	2014	42
2. Darron Thomas	2011	33
3. Marcus Mariota	2012	32
Akili Smith	1998	32
5. Marcus Mariota	2013	31
6. Darron Thomas	2010	30
7. Joey Harrington	2001	27
8. Vernon Adams Jr.	2015	26
9. Jason Fife	2002	24
10. Kellen Clemens	2004	22
Joey Harrington	2000	22
Bill Musgrave	1989	22
Danny O'Neil	1994	22
Danny O'Neil	1993	22

Passing Completions

Name	Year	Comp.
1. Marcus Mariota	2014	304
2. Marcus Mariota	2013	245
3. Bill Musgrave	1989	231
4. Marcus Mariota	2012	230
5. Kellen Clemens	2004	223
Danny O'Neil	1993	223
7. Darron Thomas	2010	222
8. Chris Miller	1986	216
9. Akili Smith	1998	215
10. Joey Harrington	2001	214
Joey Harrington	2000	214

Passing Attempts

Name	Year	Att.
1. Marcus Mariota	2014	445
2. Joey Harrington	2000	405
3. Bill Musgrave	1989	401
4. Marcus Mariota	2013	386
5. Kellen Clemens	2004	372
6. Akili Smith	1998	371
7. Jason Fife	2002	367
8. Joey Harrington	2001	364
9. Dan Fouts	1970	361
Darron Thomas	2010	361

SINGLE-SEASON TOP-10

Completion Percentage (minimum 250 attempts)

Name	Year	Pct.
1. Marcus Mariota	2012	.685
2. Marcus Mariota	2014	.683
3. Vernon Adams Jr.	2015	.649
4. Justin Herbert	2016	.635
Marcus Mariota	2013	.635
6. Darron Thomas	2011	.622
7. Danny O'Neil	1993	.619
8. Darron Thomas	2010	.615
9. Dennis Dixon	2006	.612
10. Chris Miller	1986	.607

Passing Efficiency (minimum 250 attempts)

Name	Year	Effic.
1. Marcus Mariota	2014	181.74
2. Vernon Adams Jr.	2015	179.10
3. Marcus Mariota	2013	167.66
4. Akili Smith	1998	167.30
5. Marcus Mariota	2012	163.23
6. Darron Thomas	2011	158.65
7. Darron Thomas	2010	150.97
8. Danny O'Neil	1993	149.00
9. Justin Herbert	2016	148.75
10. Joey Harrington	2001	143.76

Passing Yards

Name	Year	Yards
1. Marcus Mariota	2014	4,454
2. Akili Smith	1998	3,763
3. Marcus Mariota	2013	3,665
4. Danny O'Neil	1993	3,224
5. Bill Musgrave	1989	3,081
6. Joey Harrington	2000	2,967
7. Darron Thomas	2010	2,881
8. Joey Harrington	2001	2,764
9. Darron Thomas	2011	2,761
10. Jason Fife	2002	2,752

Passing Yards Per Attempt (minimum 250 attempts)

Name	Year	Y/A
1. Vernon Adams Jr.	2015	10.20
2. Akili Smith	1998	10.14
3. Marcus Mariota	2014	10.01
4. Marcus Mariota	2013	9.49
5. Danny O'Neil	1993	8.96
6. Darron Thomas	2011	8.14
7. Darron Thomas	2010	7.98
8. Marcus Mariota	2012	7.97
9. Kellen Clemens	2003	7.89
10. Bill Musgrave	1989	7.68

Passing Yards Per Completion (minimum 250 attempts)

Name	Year	Y/C
1. Akili Smith	1998	17.50
2. Vernon Adams Jr.	2015	15.73
3. Marcus Mariota	2013	14.96
4. Marcus Mariota	2014	14.65
5. Jason Fife	2002	14.48
6. Danny O'Neil	1993	14.46
7. Joey Harrington	2000	13.86
8. Bill Musgrave	1989	13.34
9. Kellen Clemens	2003	13.19
10. Darron Thomas	2011	13.09

Passing Yards Per Game (minimum 250 attempts)

Name	Year	YPG
1. Akili Smith	1998	313.6
2. Marcus Mariota	2014	296.9
3. Danny O'Neil	1993	293.1
4. Marcus Mariota	2013	281.9
5. Vernon Adams Jr.	2015	264.3
6. Bill Musgrave	1989	256.8
7. Joey Harrington	2000	247.3
8. Justin Herbert	2016	242.0
9. Chris Miller	1986	237.5
10. Bill Musgrave	1990	237.4

Interceptions (minimum 250 attempts)

Name	Year	Int
1. Justin Herbert	2016	4
Marcus Mariota	2014	4
Marcus Mariota	2013	4
4. Vernon Adams Jr.	2015	6
Joey Harrington	2001	6
Marcus Mariota	2012	6
Jeremiah Masoli	2009	6
8. Darron Thomas	2011	7
9. Akili Smith	1998	8
10. Kellen Clemens	2003	9
Danny O'Neil	1994	9
Darron Thomas	2010	9

Receiving Touchdowns

Name	Year	TD
1. Josh Huff	2013	12
Jeff Maehl	2010	12
3. Bralon Addison	2015	10
Tony Hartley	1998	10
Cristin McLemore	1993	10
Bobby Moore	1969	10
Lavasier Tuinei	2011	10
Demetrius Williams	2005	10
9. Steve Bunker	1965	9
Keenan Howry	2001	9
Cristin McLemore	1994	9
De'Anthony Thomas	2011	9

Receptions

Name	Year	Rec.
1. Jeff Maehl	2010	77
Samie Parker	2003	77
3. Byron Marshall	2014	74
4. Jaison Williams	2006	68
5. Bob Newland	1970	67
6. Cristin McLemore	1995	64
7. Bralon Addison	2015	63
8. Josh Huff	2013	62
9. Bralon Addison	2013	61
10. Demetrius Williams	2005	59

SINGLE-SEASON TOP-10

Receiving Yards

	Name	Year	Yards
1.	Josh Huff	2013	1,140
2.	Bob Newland	1970	1,123
3.	Samie Parker	2003	1,088
4.	Jeff Maehl	2010	1,076
5.	Pat Johnson	1997	1,072
6.	Demetrius Williams	2005	1,059
7.	Damon Griffin	1998	1,038
8.	Cristin McLemore	1995	1,036
9.	Tony Hartley	1998	1,015
10.	Jaison Williams	2006	984

Receiving Yards per Catch (*minimum 50 receptions*)

	Name	Year	Y/C
1.	Pat Johnson	1997	19.5
2.	Josh Huff	2013	18.4
3.	Demetrius Williams	2003	18.3
4.	Damon Griffin	1998	17.9
	Demetrius Williams	2005	17.9
6.	Marley Tucker	2000	17.3
7.	Tony Hartley	1999	17.1
8.	Bob Newland	1970	16.6
9.	Steve Bunker	1965	16.4
10.	Cristin McLemore	1995	16.2

Total Touchdowns

	Name	Year	TD
1.	LaMichael James	2010	24
2.	Kenjon Barner	2012	23
3.	LaMichael James	2011	20
4.	Royce Freeman	2015	19
	Royce Freeman	2014	19
6.	De'Anthony Thomas	2012	18
	De'Anthony Thomas	2011	18
8.	LaGarrette Blount	2008	17
9.	Marcus Mariota	2014	16
10.	Saladin McCullough	1996	15
	Bobby Moore	1969	15

All-Purpose Yards

	Name	Year	Rush	Rec.	KR	PR	Total
1.	Jonathan Stewart	2007	1,722	145	614	0	2,481
2.	De'Anthony Thomas	2011	595	605	983	52	2,235
3.	Royce Freeman	2015	1,836	348	0	0	2,184
4.	LaMichael James	2011	1,805	210	21	139	2,175
5.	Kenjon Barner	2012	1,767	256	0	0	2,023
6.	Saladin McCullough	1997	1,343	160	441	0	1,944
7.	LaMichael James	2010	1,731	208	0	-2	1,937
8.	Ricky Whittle	1995	1,021	437	477	0	1,935
9.	Pat Johnson	1997	-6	1,072	516	249	1,831
10.	Jonathan Stewart	2006	981	144	646	0	1,771

Total Offense

	Name	Year	Plays	Rush	Pass	Yards
1.	Marcus Mariota	2014	580	770	4,454	5,224
2.	Marcus Mariota	2013	482	715	3,665	4,380
3.	Akili Smith	1998	453	184	3,763	3,947
4.	Marcus Mariota	2012	442	752	2,677	3,429
5.	Darron Thomas	2010	454	486	2,881	3,367
6.	Joey Harrington	2000	471	124	2,967	3,091
7.	Danny O'Neil	1993	457	-137	3,224	3,087
8.	Bill Musgrave	1989	446	-79	3,081	3,002
9.	Darron Thomas	2011	395	206	2,761	2,967
10.	Tony Graziani	1995	507	236	2,604	2,840

Points Scored

	Name	Year	TD	1-PT	2-PT	FGs	Pts
1.	LaMichael James	2010	24	0-0	0	0-0	144
2.	Kenjon Barner	2012	23	0-0	0	0-0	138
3.	Aidan Schneider	2015	0	67-67	0	22-24	133
3.	LaMichael James	2011	20	0-0	0	0-0	120
4.	Nathan Villegas	1998	0	57-57	0	20-22	117
5.	Royce Freeman	2015	19	0-0	0	0-0	114
	Royce Freeman	2014	19	0-0	0	0-0	114
7.	De'Anthony Thomas	2011	18	0-0	1	0-0	110
8.	Jared Siegel	2002	0	49-50	0	20-24	109
	Gregg McCallum	1989	0	37-37	0	24-32	109
10.	De'Anthony Thomas	2012	18	0-0	0	0-0	108

Field Goals

	Name	Year	FG
1.	Gregg McCallum	1989	24
2.	Aidan Schneider	2015	22
3.	Tommy Thompson	1992	21
	Jared Siegel	2002	20
	Nathan Villegas	1998	20
6.	Paul Martinez	2005	19
7.	Kirk Dennis	1988	17
8.	Morgan Flint	2009	16
	Matt Evensen	2007	16
	Joshua Smith	1995	16
	Tommy Thompson	1993	16

Field Goal Percentage (*minimum 8 attempts*)

	Name	Year	FG	FGA	Pct.
1.	Matt MacLeod	1985	8	8	1.000
2.	Aidan Schneider	2015	22	24	.917
	Aidan Schneider	2014	11	12	.917
4.	Nathan Villegas	1998	20	22	.909
5.	Morgan Flint	2009	16	19	.842
6.	Jared Siegel	2002	20	24	.833
	Gregg McCallum	1990	15	18	.833
8.	Matt Evensen	2007	16	20	.800
9.	Paul Martinez	2005	19	24	.792
10.	Josh Frankel	1999	11	14	.786

Punting Average

	Name	Year	No.	Avg.
1.	Josh Bidwell	1998	51	46.0
2.	Jackson Rice	2011	48	45.9
3.	Mike Preacher	1986	49	43.7
4.	Mike Preacher	1984	57	43.0
5.	Len Isberg	1940	39	42.8
6.	Josh Syria	2008	53	42.5
7.	Jackson Rice	2010	40	42.3
8.	Jose Arroyo	2002	77	42.2
	Alan Pitcaithley	1969	28	42.2
10.	Josh Syria	2007	71	41.7
	Kurtis Doerr	1999	59	41.7

SINGLE-SEASON TOP-10

Punt Return Yards

	Name	Year	Yards
1.	Cliff Harris	2010	546
2.	Michael Fletcher	1998	532
3.	Ronnie Harris	1992	517
4.	Jake Leicht	1947	480
5.	Keenan Howry	2001	469
6.	Keenan Howry	2002	458
7.	Tommy Roblin	1941	429
8.	Terry Obee	1987	410
9.	Terry Obee	1988	409
10.	Michael Fletcher	1999	390

Punt Return Average (minimum 9 returns)

	Name	Years	Ret.	Yards	Avg.
1.	Cliff Harris	2010	29	546	18.8
2.	Jim Shanley	1956	10	176	17.6
3.	De'Anthony Thomas	2012	13	222	17.1
4.	Leroy Phelps	1956	12	204	17.0
5.	Justin Phinisee	2004	17	261	15.4
	Walter Thurmond III	2009	11	165	15.0
7.	Keenan Howry	2002	32	458	14.3
	Tommy Roblin	1941	30	429	14.3
9.	Bralon Addison	2013	20	281	14.1
10.	Jake Leicht	1945	23	322	14.0

Kickoff Return Yards

	Name	Year	Yards
1.	Kenjon Barner	2009	1,020
2.	De'Anthony Thomas	2011	983
3.	Charles Nelson	2016	879
4.	Charles Nelson	2015	876
5.	Chris Oldham	1988	765
6.	Tony Cherry	1984	751
7.	Steve Brown	1981	694
8.	Derek Loville	1986	686
9.	Steve Brown	1982	672
10.	Jonathan Stewart	2006	646

Kickoff Return Average (minimum 9 returns)

	Name	Year	Ret.	Yards	Avg.
1.	Woodley Lewis	1949	9	389	43.2
2.	Jonathan Stewart	2005	12	404	33.7
3.	Ricky Whittle	1994	9	301	33.4
4.	Sean Burwell	1993	9	280	31.1
5.	Jim Shanley	1957	10	309	30.9
6.	Pat Johnson	1996	12	368	30.7
7.	Chris Oldham	1988	26	764	29.4
8.	Pat Johnson	1997	16	462	28.9
9.	Jonathan Stewart	2006	23	646	28.1
	Michael McClellan	1990	14	393	28.1

Tackles (since 1969)

	Name	Year	Solo	Asst.	Total
1.	Tom Graham	1969	105	101	206
2.	Bruce Beekley	1978	100	90	190
3.	Steve Rennie	1971	103	81	184
4.	Bruce Beekley	1977	123	47	170
5.	Tom Graham	1970	103	51	154
6.	Willie Blasher	1978	98	49	147
7.	Chris Cosgrove	1979	89	51	140
8.	Mark Kearns	1989	100	31	131
	Darrell Mehl	1974	85	46	131
10.	Willie Blasher	1977	91	38	129
	Steve Donnelly	1974	84	45	129

Quarterback Sacks (since 1980)

	Name	Year	Sacks
1.	Nick Reed	2008	13.0
	Ernest Jones	1993	13.0
3.	Nick Reed	2007	12.0
	Mike Walter	1982	12.0
5.	Kenny Rowe	2009	11.5
	Devan Long	2003	11.5
7.	Anthony Trucks	2005	11.0
	Saul Patu	2000	11.0
	Ernest Jones	1992	11.0
10.	DeForest Buckner	2015	10.5
	Peter Brantley	1989	10.5

Tackles For Loss (since 1971)

	Name	Year	TFL
1.	Kevin Mitchell	2001	23.0
2.	Nick Reed	2007	22.5
3.	Andy Vorbora	1980	22.0
4.	Nick Reed	2008	20.0
	Saul Patu	2000	20.0
	Reggie Jordan	1996	20.0
	Ernest Jones	1993	20.0
8.	Jeff Cummins	1992	18.0
	Mike Walter	1982	18.0
10.	Will Tukuafu	2008	17.5

Interceptions

	Name	Year	Int.
1.	George Shaw	1951	13
2.	Jake Leicht	1945	10
3.	Steve Smith	2001	9
4.	Chris Oldham	1989	8
	Woodley Lewis	1949	8
6.	Erick Dargan	2014	7
	Jairus Byrd	2007	7
	Aaron Gipson	2005	7
	Herman O'Berry	1992	7
	Ed Hulbert	1986	7
	Bill Drake	1971	7

Passes Broken Up (since 1971)

	Name	Year	PBU
1.	Steve Smith	2001	28
2.	Steve Smith	2000	22
	Rashad Bauman	2000	22
4.	Alex Molden	1992	19
	Alex Molden	1994	19
	Steve Brown	1982	19
7.	Troy Hill	2014	18
	Walter Thurmond III	2007	18
9.	Cliff Harris	2010	17
10.	Ifo Ekpre-Olomu	2012	16
	Rashad Bauman	2001	16

CAREER TOP-10

Rushing

	Name	Years	TC	Yds/G	TD	Net Yards
1.	LaMichael James	2009-11	771	137.4	53	5,082
2.	Royce Freeman	2014-present	755	108.5	50	4,449
3.	Kenjon Barner	2009-12	582	73.9	41	3,623
4.	Derek Loville	1986-89	811	73.2	41	3,296
5.	Jonathan Stewart	2005-07	516	80.3	27	2,891
6.	Terrence Whitehead	2002-05	612	62.9	18	2,832
7.	Sean Burwell	1990-93	668	67.3	21	2,758
8.	Ricky Whittle	1992-95	590	57.8	22	2,545
9.	Jeremiah Johnson	2005-08	349	58.4	30	2,336
10.	Bobby Moore	1969-71	474	74.4	22	2,306

Passing

	Name	Years	Att.	Comp.	Int.	Pct.	TD	Yards
1.	Marcus Mariota	2012-14	1,167	779	14	.668	105	10,796
2.	Bill Musgrave	1987-90	1,104	634	40	.574	60	8,343
3.	Danny O'Neil	1991-94	1,132	636	37	.562	62	8,301
4.	Kellen Clemens	2002-05	1,005	613	24	.609	61	7,555
5.	Joey Harrington	1998-01	928	512	23	.552	59	6,911
6.	Chris Miller	1983-86	1,015	560	39	.552	42	6,681
7.	Dan Fouts	1970-72	956	482	54	.504	37	5,995
8.	Darron Thomas	2008-11	733	449	17	.613	66	5,910
9.	Akili Smith	1997-98	571	323	15	.566	45	5,148
10.	Dennis Dixon	2004-07	695	444	21	.639	38	5,129

Total Offense

	Name	Years	Plays	TD	Rush	Pass	Total
1.	Marcus Mariota	2012-14	1,504	134	2,237	10,796	13,033
2.	Bill Musgrave	1987-90	1,275	64	203	8,343	8,140
3.	Danny O'Neil	1991-94	1,449	67	177	8,301	8,124
4.	Kellen Clemens	2002-05	1,278	67	535	7,555	8,090
5.	Joey Harrington	1998-01	1,073	77	210	6,911	7,121
6.	Chris Miller	1983-86	1,195	49	160	6,681	6,841
7.	Darron Thomas	2008-11	895	75	719	5,910	6,629
8.	Dennis Dixon	2004-07	953	50	1,208	5,129	6,337
9.	Dan Fouts	1970-72	1,123	41	124	5,995	5,871
10.	Akili Smith	1997-98	742	51	367	5,148	5,515

Pass Receptions

	Name	Years	Rec.
1.	Jeff Maehl	2007-10	178
	Samie Parker	2000-03	178
3.	Jaison Williams	2005-08	174
4.	Keenan Howry	1999-02	173
5.	Demetrius Williams	2002-05	162
	Cristin McLemore	1992-95	162
7.	Tony Hartley	1996-99	160
8.	Bralon Addison	2012-15	146
9.	Josh Huff	2010-13	144
10.	Terrence Whitehead	2002-05	134

Receiving Yardage

	Name	Years	YG
1.	Samie Parker	2000-03	2,761
2.	Tony Hartley	1996-99	2,744
3.	Keenan Howry	1999-02	2,698
4.	Demetrius Williams	2002-05	2,660
5.	Jaison Williams	2005-08	2,546
6.	Cristin McLemore	1992-95	2,498
7.	Josh Huff	2010-13	2,366
8.	Jeff Maehl	2007-10	2,311
9.	Terry Obee	1986-89	2,233
10.	Lew Barnes	1983-85	2,048

All-Purpose Yards

	Name	Years	Rush	Rec	KR	PR	Total
1.	LaMichael James	2009-11	5,082	586	64	137	5,869
2.	Kenjon Barner	2009-12	3,623	591	1,371	263	5,848
3.	De'Anthony Thomas	2011-13	1,890	1,296	1,885	274	5,345
4.	Derek Loville	1986-89	3,296	744	1,183	0	5,223
5.	Royce Freeman	2014-present	4,449	709	0	0	5,158
6.	Sean Burwell	1990-93	2,758	1,033	1,181	0	4,972
7.	Jonathan Stewart	2005-07	2,891	334	1,664	0	4,889
8.	Ricky Whittle	1992-95	2,545	838	1,105	0	4,488
9.	Terrence Whitehead	2002-05	2,832	1,239	211	53	4,335
10.	Keenan Howry	1999-02	150	2,698	45	1,221	4,114

Scoring

	Name	Years	TD	1-PAT	2-PAT	FG	Pts
1.	LaMichael James	2009-11	58	0-0	0	0-0	348
2.	Jared Siegel	2001-04	0	176-180	0	49-69	323
3.	Royce Freeman	2014-present	53	0-0	0	0-0	318
3.	Kenjon Barner	2009-12	50	0-0	0	0-0	300
5.	Aidan Schneider	2014-present	0	165-168	0	42-49	291
6.	De'Anthony Thomas	2011-13	46	0-0	1	0-0	278
7.	Derek Loville	1986-89	45	0-0	1	0-0	272
8.	Gregg McCallum	1988-91	0	91-92	0	45-62	226
	Bobby Moore	1969-71	36	0-0	5	0-0	226
10.	Joshua Smith	1995-97	0	98-105	0	36-54	206

Field Goals

	Name	Years	FG
1.	Jared Siegel	2001-04	49
2.	Gregg McCallum	1989-91	45
3.	Aidan Schneider	2014-present	42
4.	Tommy Thompson	1990-93	37
	Joshua Smith	1995-97	36
6.	Paul Martinez	2003-06	34
	Nathan Villegas	1998-99	33
8.	Matt Evensen	2005-08	32
	Kirk Dennis	1987-88	32
	Matt MacLeod	1984-86	32

Field Goal Percentage (Minimum 10 attempts)

	Name	Years	FG-FGA	Pct.
1.	Aidan Schneider	2014-present	42-49	.857
2.	Nathan Villegas	1998-99	33-40	.825
3.	Morgan Flint	2006-09	23-28	.821
4.	Matt MacLeod	1984-86	32-43	.744
5.	Paul Martinez	2003-06	34-46	.739
6.	Gregg McCallum	1989-91	45-62	.726
7.	Jared Siegel	2001-04	49-69	.710
8.	Roy Geiger	1976-77	23-34	.676
9.	Tommy Thompson	1990-93	37-55	.672
10.	Joshua Smith	1995-97	36-54	.667
	Rob Beard	2009-12	16-24	.667

Punting Average

	Name	Years	No.	Yards	Avg.
1.	Mike Preacher	1984-86	166	7,129	42.95
2.	Len Isberg	1940	39	1,670	42.82
3.	Josh Syria	2007-08	124	5,214	42.05
4.	Jackson Rice	2009-12	200	8,404	42.02
5.	Kurtis Doerr	1999-00	127	5,228	41.17
6.	Josh Bidwell	1995-98	229	9,350	40.83
7.	Jose Arroyo	2001-02	139	5,650	40.65
8.	Kevin Hicks	1982-83	153	6,186	40.43
9.	Curt Mecham	1941	61	2,465	40.41
10.	Tom Blanchard	1967-70	94	3,791	40.33

CAREER TOP-10

Punt Return Yardage

	Name	Years	Yards
1.	Keenan Howry	1999-02	1,221
2.	Terry Obee	1986-89	1,182
3.	Michael Fletcher	1996-99	1,084
4.	Jake Leicht	1945-47	980
5.	Eugene Young	1980-82	802
6.	Pat Johnson	1994-97	798
7.	Brian Brown	1990-93	698
8.	Cliff Harris	2009-11	614
9.	Justin Phinisee	2002-05	609
10.	Lew Barnes	1983-85	605

Punt Return Average

	Name	Years	Ret.	Yards	Avg.
1.	De'Anthony Thomas	2011-13	16	274	17.1
2.	Cliff Harris	2009-11	38	614	16.2
3.	Walter Thurmond III	2006-09	11	165	15.0
4.	Cliff Hicks	1985-87	18	265	14.7
5.	Charles Nelson	2014-present	21	303	14.4
6.	Jake Leicht	1945-47	69	980	14.2
7.	Jim Shanley	1955-57	25	350	14.0
8.	Leroy Phelps	1955-57	19	255	13.4
9.	Mel Renfro	1961-63	10	129	12.9
10.	Willie West	1957-59	19	240	12.6

Kickoff Return Yardage

	Name	Year	Yards
1.	Charles Nelson	2014-present	2,173
2.	De'Anthony Thomas	2011-13	1,885
3.	Steve Brown	1979-82	1,868
4.	Allan Amundson	1999-02	1,680
5.	Jonathan Stewart	2005-07	1,664
6.	Kenjon Barner	2009-12	1,371
7.	Chris Oldham	1987-89	1,284
8.	Dwight Robertson	1978-80	1,262
9.	Derek Loville	1986-89	1,183
10.	Sean Burwell	1990-93	1,181

Kickoff Return Average

	Name	Years	Ret.	Yards	Avg.
1.	Woodley Lewis	1948-49	16	546	34.1
2.	Jonathan Stewart	2005-07	53	1,664	28.7
3.	Michael McClellan	1988-90	16	449	28.1
4.	Chris Oldham	1987-89	46	1,284	27.9
5.	Pat Johnson	1994-97	40	1,095	27.4
	Doug Judge	1983-84	12	329	27.4
7.	Onterio Smith	2001-02	20	534	26.7
	Mel Renfro	1961-63	23	613	26.7
9.	Ricky Whittle	1992-95	42	1,104	26.3
10.	De'Anthony Thomas	2011-13	73	1,885	25.8

Interceptions

	Name	Years	Int.
1.	George Shaw	1951-54	18
2.	Jake Leicht	1945-47	17
3.	Jairus Byrd	2006-08	17
4.	Chris Oldham	1987-89	15
5.	Bill Drake	1969-71	14
6.	Erick Dargan	2011-14	13
	Aaron Gipson	2002-05	13
	Steve Smith	1998-01	13
	Mario Clark	1972-75	13
10.	Walter Thurmond III	2006-09	12
	Rashad Bauman	1997-01	12
	Eric Castle	1989-92	12
	Steve Donnelly	1972-74	12

Tackles (Since 1969)

	Name	Years	UT	AT	Total
1.	Tom Graham	1969-71	242	191	433
2.	Bruce Beekley	1976-78	273	156	429
3.	Joe Farwell	1989-92	215	178	393
4.	Patrick Chung	2005-08	236	148	384
5.	Darrell Mehl	1973-76	243	130	373
6.	Kevin Mitchell	2000-03	202	164	366
7.	Chris Cosgrove	1978-82	247	107	354
8.	Chad Cota	1991-94	224	112	336
	Steve Rennie	1969-71	190	146	336
10.	Mark Kearns	1986-89	236	98	334

Quarterback Sacks (Since 1980)

	Name	Years	By Season	Total
1.	Nick Reed	2005-08	(1-3.5-12-13)	29.5
2.	Ernest Jones	1990-93	(1-4-11-13)	29.0
3.	Saul Patu	1997-00	(3-5-7.5-11)	26.5
4.	Devan Long	2002-05	(.5-11.5-7.5-5)	24.5
5.	Kenny Rowe	2007-10	(5-0-11.5-7)	23.5
	Matt LaBounty	1988-91	(4-6.5-10-3)	23.5
7.	Reggie Jordan	1993-96	(0-7-7-5)	19.0
	Matt Brock	1985-88	(3-2-6-8)	19.0
	Steve Baack	1981-83	(5-8-6)	19.0
10.	DeForest Buckner	2012-15	(1-2.5-4-10.5)	18.0
	Anthony Trucks	2002-05	(0-.5-6.5-11)	18.0


Tackles For Loss (Since 1971)

	Name	Years	By Season	Total
1.	Saul Patu	1997-00	(5-12-16-20)	53.0
2.	Nick Reed	2005-08	(3-6-22.5-20)	51.5
3.	Devan Long	2002-05	(1.5-16.5-15-15)	48.0
4.	Kevin Mitchell	2000-03	(4-23-10.5-6.5)	44.0
5.	Ernest Jones	1990-93	(2-5-16-20)	43.0
6.	Matt LaBounty	1988-91	(6-13-17-5)	41.0
7.	Reggie Jordan	1993-96	(1-10-9-20)	40.0
8.	Kenny Rowe	2007-10	(6-0-15-16.5)	37.5
9.	DeForest Buckner	2012-15	(2.5-3.5-13-17)	36.0
10.	Romeo Bandison	1990-93	(2-9-14-10)	35.0

Passes Broken Up (Since 1971)

	Name	Years	By Season	Total
1.	Alex Molden	1992-95	(19-11-19-11)	60
2.	Steve Smith	1998-01	(3-3-22-28)	56
3.	Rashad Bauman	1997-01	(6-11-0-22-16)	55
4.	Ifo Ekpere-Olomu	2011-14	(8-16-6-9)	39
5.	Walter Thurmond III	2006-09	(9-18-8-2)	37
6.	Jairus Byrd	2006-08	(7-15-14)	36
7.	Troy Hill	2011-14	(6-4-4-18)	32
8.	Arrian Springs	2014-present	(0-13-12-5)	30
	Cliff Harris	2009-11	(8-17-5)	30
10.	Kenny Wheaton	1994-96	(7-6-15)	28

AUTZEN STADIUM - THE ULTIMATE HOME FIELD ADVANTAGE



Oregon's Autzen Stadium once again will provide a unique setting that has hosted more than 10 million football fans over the course of the last 50 years into a venue that has been described as one of the loudest college football facilities in the country.

Consistently ranked among the nation's top 10 stadiums to watch a college football game, the stadium – named in honor of former Portland lumberman and philanthropist Thomas J. Autzen – provides a distinct atmosphere unlike any other collegiate facility in the country by accentuating the unique characteristics of the Pacific Northwest with an upgraded fan-friendly functionality.

The project that was completed prior to the 2013 season improves circulation and safety by reconfiguring the north side of the stadium's exterior berm and designing a regionally-inspired landscape aimed to reduce congestion. Amongst the approximate 350 conifer trees, Oregon grape, vine maples, and other native plant materials, new universally accessible pathways lead fans on the elevation change from street level to the concourse. Off the pathways, there will be seating walls as well as spectator gathering and resting areas with seating and drinking fountains.

Adding to the stunning brilliance of the athletic arena are a pair of 30-foot cascading water features on the east and west ends of the stadium with four levels of water

drops next to 22-foot wide staircases designed to ease the pedestrian traffic flow in and out of the venue.

With per-game attendance figures averaging above 57,000 for 13 of the last 14 seasons, improved accessibility and an aesthetically pleasing landscape will ensure an enjoyable experience for a structure that was originally designed to accommodate 41,698 patrons.

The reconstruction was not the first facelift for Autzen Stadium, which was originally completed for approximately \$2.5 million in 1967. Prior to the 2002 season, the facility underwent a \$90 million improvement that added 12,000 seats and 32 luxury boxes to the stadium's south-side skyline. To accommodate the capacity that increased to 54,000 spectators, restoration encompassed much-needed restroom and concession facilities, a 10,000-square foot entertainment center (Club at Autzen), widened walkway and concourse areas, as well as new ticket distribution centers and guest services windows.

The result of the upgrade was a record number of fans flocking to the arena, which has witnessed more than eight million fans walking through the turnstiles to watch Oregon football over the past 26 seasons. Included was a single-season record 474,753 faithful onlookers who entered the stadium during the 2011 campaign.

Autzen Stadium has a rich history that extends back to before Oregon football became a national powerhouse. Former Athletics Director Leo Harris spearheaded the drive to construct a modern and economical football theater to replace historic Hayward Field. Situated on a 90-acre site adjacent to Eugene's Alton Baker Park, the site is immediately north of the Willamette River and is approximately one-quarter mile north of the main campus, easily accessible by a scenic footbridge.

One of the most significant improvements in the history of UO Athletics was completed prior to the 1988 season, in which the press box along the north rim of the stadium was relocated to the south side to make room for the \$2.3 million three-story luxury suite complex. The project

added 11 individual skyboxes and a 460-seat master sky suite, with the revenue generated from the leases serving as the cornerstone for funding the construction of the adjacent Len Casanova Athletic Center.

Following Oregon's first outright Pacific-10 Conference championship in 1994, the school named the playing surface of Autzen Stadium after its winningest football coach at that time, Rich Brooks. Currently the field is a blend of polyethylene and polypropylene fibers designed to resist extreme temperature and weather conditions called FieldTurf.

Since its opening, Autzen Stadium has seen numbers increase for the Ducks. In the first game played at Autzen, nationally ranked Colorado defeated Oregon, 17-13, on Sept. 23, 1967, before a television audience, and finished the season with only one win during the stadium's first season. The Ducks have proceeded to accrue a home-field record of 91-21 (.813) since the turn of the century as well as an all-time mark of 192-99-5 (.657).

Oregon established a new stadium record for consecutive victories with its 11th straight triumph coming by way of a thrilling triple-overtime win over USC in 1999. UO extended that streak to a nation best 23-consecutive wins. Stanford eventually ended what became the second-longest streak in conference history with a 49-42 win on Oct. 20, 2001. As for Oregon, the 16 straight Pac-12 home wins from 2008 to 2011 is second only to USC's 23 between 2001 and 2007.

The Ducks went undefeated at Autzen Stadium for the first time ever with their 7-0 record in 1990 and have proceeded to duplicate the unbeaten feat six more times – the latest being in 2013.

TOP ALL-TIME OREGON CROWDS

Autzen Stadium

Opponent	Attendance	Date
1. Arizona State	+60,055	10-15-2011
2. Washington	60,017	11-06-2010
3. Arizona	59,990	11-26-2010
4. USC	59,933	11-19-2011
5. Stanford	59,818	10-02-2010
6. Oregon State	59,802	11-26-2011
7. Oregon State	59,597	12-03-2009
8. USC	59,592	10-31-2009
9. Michigan State	59,456	9-06-2014
10. Arizona State	59,379	11-03-2007
11. UCLA	[^] 59,376	12-02-2011
12. UCLA	59,372	10-21-2010
13. USC	59,277	10-27-2007
14. California	59,273	9-29-2007
15. Oklahoma	59,269	9-16-2006
16. UCLA	59,206	10-26-2013
17. USC	59,129	9-24-2005
18. Washington State	59,126	10-29-2011
19. New Mexico	*59,104	9-04-2010
20. Oregon State	59,050	12-01-2007

+State of Oregon record

*Opening Day record

[^]Pac-12 Championship

All-time crowds in excess of 50,000 at Autzen: 65

All Venues

Opponent	Attendance	Date
1. Michigan (Ann Arbor)	109,733	9-08-2007
2. Penn State (Rose Bowl)	102,247	1-02-1995
3. Tennessee (Knoxville)	102,035	9-11-2010
4. Ohio State (Rose Bowl)	98,202	1-01-1958
5. Ohio State (Rose Bowl)	93,963	1-01-2010
6. USC (Los Angeles)	93,607	11-03-2012
7. USC (Los Angeles)	92,000	11-11-2006
8. Florida State (Rose Bowl)	91,322	1-01-2015
9. Wisconsin (Rose Bowl)	91,245	1-02-2012
10. Nebraska (Lincoln)	90,414	9-17-2016
11. Ohio State (Columbus)	89,882	9-19-1987
12. USC (Los Angeles)	88,726	10-30-2010
13. Ohio State (Columbus)	88,524	9-10-1984
14. LSU (Arlington)	87,711	9-03-2011
15. Ohio State (Arlington)	\$85,698	1-12-2015
16. Oklahoma (Norman)	84,574	9-18-2004
17. USC (Los Angeles)	82,765	10-04-2008
18. Ohio State (Columbus)	82,073	11-18-1961
19. Michigan (Ann Arbor)	81,113	10-06-1973
20. UCLA (Pasadena)	80,139	10-11-2014

\$CFP National Championship Game

AUTZEN STADIUM INDIVIDUAL RECORDS

Individual (Oregon Best in Parenthesis if Not Record)

Most Yards Rushing	357, Rueben Mayes, Washington State, 10-27-84 (257, LaMichael James vs. Stanford, 10-2-10)
Most Rushing Attempts	41, Steve Broussard, Washington State, 10-7-89 (39, Jonathan Stewart vs. Oregon State, 12-1-07)
Most Touchdowns Rushing	5, Saladin McCullough vs. Arizona, 11-9-96
Longest Run	90, LaMichael James vs. Missouri State, 9-17-11
Most Pass Attempts	89, Connor Halliday, Washington State, 10-19-13 (55, Tony Graziani vs. Arizona State, 10-28-95)
Most Pass Completions	58, Connor Halliday, Washington State, 10-19-13 (36, Kellen Clemens vs. Washington, 10-15-05)
Best Completion %	.882 (15-17), Kellen Clemens vs. Stanford, 10-25-03
Most Yards Passing	557, Connor Halliday, Washington State, 10-19-13 (489, Justin Herbert vs. Arizona State, 10-29-16)
Longest Pass	93, Carson Palmer - Kareem Kelly, USC, 9-22-01 (90, Jason Maas - Pat Johnson vs. Oregon State, 11-22-97)
Most Touchdowns Passing	6, Jake Browning, Washington, 10-8-16 (6, Darron Thomas vs. Nevada, 9-10-11) (6, Joey Harrington vs. Arizona State, 11-3-01)
Most Interceptions Thrown	5, Ty Detmer, BYU, 9-29-90 (5, Eric Olson vs. Colorado, 9-23-67)
Most Plays	94, Connor Halliday, Washington State, 10-19-13 (59, Dan Fouts vs. Stanford, 9-26-70)
Most Yards Total Offense	538, Connor Halliday, Washington State, 10-19-13 (512, Justin Herbert vs. Arizona State, 10-29-16)
Most Receptions	14, Reggie Williams, Washington, 11-16-02 14, Trevor Insley, Nevada, 9-18-99 14, Brad Muster, Stanford, 9-21-85 (11, Cristin McLemore vs. Stanford, 9-21-95) (11, Cristin McLemore vs. Stanford, 11-3-93) (11, Greg Bauer vs. Stanford, 11-13-76) (11, Bob Newland vs. Air Force, 11-7-70)
Most Yards Receiving	242, Tony Hartley vs. Washington, 11-7-98
Most Touchdowns Receiving	4, Keenan Howry vs. Arizona State, 11-3-01

Most Punt Returns	9, Harvey Winn vs. Arizona, 9-16-72
Most Punt Return Yards	186, Keenan Howry vs. Stanford, 10-20-01
Longest Punt Return	92, Thomas Henley, Stanford, 10-18-86 (87, Ronnie Harris vs. UNLV, 9-26-92)
Most Kickoff Returns	9, Josh Moore, Idaho, 9-15-90 (7, Tony Cherry vs. Washington State, 10-27-84) (7, Tony Cherry vs. Arizona State, 11-10-84)
Most Kickoff Return Yards	240, Tony Cherry vs. Washington State, 10-27-84
Longest Kickoff Return	100, Tony Brooks-James vs. Southern Utah, 9-2-17
Best Punting Average	63.0, Josh Bidwell vs. Arizona State, 11-14-98
Most Punts	12, Chad Zinchini, Tennessee Tech, 9-15-12 12, Willie Lujan, Long Beach State, 9-10-88 12, Craig Schiller Arizona, 11-20-82 12, Cameron Young, Texas Christian, 9-23-78 (11, Josh Bidwell vs. Arizona, 9-4-97) (11, Henry Parks vs. Oregon State, 11-22-75) (11, Alan Pitcaithley vs. UCLA, 11-15-69)
Longest Punt	80, Derek McLaughlin, Washington, 11-16-02 (76, Tommy Thompson vs. California, 11-7-92)
Most Field Goals Made	6, Paul Martinez vs. Montana, 9-10-05
Most Field Goals Attempts	6, Paul Martinez vs. Montana, 9-10-05 6, Tommy Thompson vs. Arizona State, 10-3-92 6, Jim Breech, California, 10-11-75
Longest Field Goal	56, Tommy Thompson vs. Washington, 10-17-92 56, Chris Sailor, UCLA, 10-17-97
Most Interceptions	3, Steve Smith vs. USC, 9-22-01 3, Herman O'Berry vs. California, 11-7-92 3, Daryle Smith vs. Brigham Young, 9-29-90 3, David Ortega, California, 10-31-87 3, Bob Green vs. San Jose State, 10-23-71
Most Interception Yards	97, Kenny Wheaton vs. Washington, 10-22-94
Longest Interception	97, Kenny Wheaton vs. Washington, 10-22-94
Most Touchdowns	5, Kenjon Barner vs. New Mexico 9-4-10 Saladin McCullough vs. Arizona, 11-9-96
Most Points Scored	30, Kenjon Barner vs. New Mexico 9-4-10 Saladin McCullough vs. Arizona, 11-9-96



LaMichael James had a school-record 90-yard run against Missouri State in 2011.

AUTZEN STADIUM TEAM RECORDS

Team (*Oregon Best in Parenthesis if Not Record*)

Most Points Scored	77 vs. Southern Utah, 9-2-17
Fewest Points Allowed	0 vs. Arizona, 9-22-12
	0 vs. Portland State, 9-18-10
	0 vs. New Mexico, 9-4-10
	0 vs. Stanford, 10-25-03
	0 vs. Portland State, 9-21-02
	0 vs. Stanford, 10-27-90
	0 vs. Long Beach State, 9-10-88
	0 by Oregon State, 11-21-87
	0 by Oregon State, 11-19-83
	0 vs. Pacific, 9-19-81
	0 vs. Washington, 10-27-73
Most Touchdowns	11 vs. Southern Utah, 9-2-17
Most Rushing Attempts	91 by UCLA, 11-17-79
	(76 vs. Oregon State, 11-24-79)
Yards Rushing	528 vs. Portland State, 9-18-10
Fewest Yards Rushing	minus-47 by BYU, 9-27-90
	(minus-2, vs. Washington, 10-22-83)
Most Touchdowns Rushing	9 vs. Southern Utah, 9-2-17
Most Pass Attempts	89 by Washington State, 10-19-13
	(58 vs. Washington State, 9-27-03)
Most Pass Completions	58 by Washington State, 10-19-13
	(37 vs. Washington, 10-15-05)
Most Yards Passing	559 by Arizona State, 10-19-02
	(489 vs. Arizona State, 10-29-16)
Fewest Yards Passing	minus-1 by Air Force, 10-20-79
	(23 vs. San Jose State, 9-11-82)
Most Touchdowns Passes	6 Washington, 10-8-16
	6 vs. Nevada, 9-10-11
	6 vs. Arizona State, 11-3-01
	6 vs. Idaho, 11-1-69

Most Interceptions Thrown	7 vs. Washington State, 9-27-03
Most Plays	102 vs. Oregon State, 11-26-11
Most Yards Total Offense	772 vs. Nicholls, 8-31-13
Fewest Yards Total Offense	97 vs. Washington, 10-8-77
Most First Downs	38 vs. Oregon State, 11-26-11
First Downs Rushing	27 by UCLA, 11-8-75 (23 vs. Utah, 9-18-71)
First Downs Passing	31 by Washington State, 10-19-13
	(21 vs. Colorado State, 9-14-96)
	(21 vs. Air Force, 11-7-70)
Most Punts	12 by Tennessee Tech, 9-15-12
	12 by Long Beach State, 9-10-88
	12 by Arizona, 11-20-82
	12 by Texas Christian, 9-23-78
	(12 vs. Oregon State, 11-22-75)
Most Yards Punting	557 by Michigan State, 9-20-80
	(467 vs. Oregon State, 11-22-75)
Most Punt Returns	9 vs. Arizona, 9-16-72
Most Punt Return Yards	186 vs. Stanford, 10-20-01
Most Kickoff Returns	12 by New Mexico, 9-4-10
	(10 vs. Washington State, 9-27-03)
Most Kickoff Return Yards	280 vs. Washington State, 10-27-84
Most Interceptions	7 by Washington State, 9-27-03
	(6 vs. Washington, 10-27-73)
Most Interception Yards	140 vs. Idaho State, 10-14-88
Most Fumbles	11 by Washington, 10-25-69 (9 vs. Idaho, 11-1-69)
Most Fumbles Lost	6 by USC, 10-28-72
	6 vs. Washington State, 10-14-72
	6 by Washington, 10-25-69
Most Penalties	21 by USC, 9-25-99
	(13 vs. Nevada, 9-18-99)
	(13 vs. San Jose State, 9-19-98)
Most Penalty Yards	178 by USC, 9-25-99
	(134 vs. Washington State, 10-3-70)



Darron Thomas and the Ducks racked up a school-record 72 points in a win against New Mexico in 2010.

YEAR-BY-YEAR STAT LEADERS

Rushing

Year	Name	Car.	Yards	YL	Net	Avg.	TD
1937	Jay Graybeal	317	-	-	-	-	-
1938	Ted Gebhardt	-	-	-	416	-	2
1939	Bob Smith	-	-	-	325	-	-
1940	Curt Mecham	-	-	-	330	-	-
1941	Curt Mecham*	97	-	-	458	4.7	-
1942	Thomas Roblin	-	-	-	348	-	-
1945	Jake Leicht	-	-	-	411	-	-
1946	James Newquist	90	376	87	289	3.2	4
1947	Jake Leicht*	119	659	29	630	5.3	7
1948	George Bell	139	673	25	648	4.7	2
1949	Robert Sanders*	153	770	44	726	4.7	10
1950	James Edwards	-	-	-	264	-	-
1951	Tom Novikoff	80	348	26	322	4.0	3
1952	Tom Novikoff	123	506	20	486	3.9	3
1953	Dick James	106	502	23	479	4.5	6
1954	Jasper McGee	88	392	12	380	4.3	5
1955	Jim Shanley	100	736	25	711	7.1	9
1956	Jack Morris	137	536	17	519	3.8	1
1957	Jim Shanley	168	693	29	664	4.0	5
1958	Willie West	101	493	23	470	4.7	1
1959	Dave Powell	126	495	0	495	3.9	5
1960	Dave Grayson	117	648	17	631	5.4	-
1961	Mel Renfro	61	364	29	335	5.5	-
1962	Mel Renfro	126	783	30	753	6.0	10
1963	Mel Renfro	82	480	28	452	5.5	6
1964	Dick Winn	103	353	8	345	3.3	2
1965	Dick Winn	96	426	3	423	4.4	1
1966	Steve Jones	158	556	14	542	3.4	2
1967	Claxton Welch	130	510	36	474	3.7	3
1968	Claxton Welch	141	527	22	505	3.6	0
1969	Pat Verutti	151	703	21	682	4.5	1
1970	Bobby Moore	203	1,008	84	924	4.6	11
1971	Bobby Moore*	249	1,295	84	1,211	4.9	7
1972	Don Reynolds	52	436	15	421	8.1	4
1973	Don Reynolds	226	1,045	43	1,002	4.4	6
1974	Don Reynolds	165	818	31	787	4.8	2
1975	George Bennett	175	829	24	805	4.6	7
1976	Jim Johnson	89	-	-	356	4.0	1
1977	Kim Nutting	101	359	2	359	3.5	4
1978	Vince Williams	183	853	11	842	4.6	1
1979	Reggie Ogburn	156	831	187	644	4.1	5
1980	Reggie Brown	171	797	22	775	4.5	2
1981	Reggie Brown	177	723	33	690	3.9	2
1982	Terrance Jones	165	747	32	715	4.3	2
1983	Ladaria Johnson	85	408	14	294	4.6	1
1984	Tony Cherry	87	592	23	569	6.5	5
1985	Tony Cherry	211	1,048	42	1,006	4.8	9
1986	Derek Loville	140	569	25	544	3.9	7
1987	Derek Loville	165	612	21	591	3.6	8
1988	Derek Loville	265	1,256	54	1,202	4.5	13
1989	Derek Loville	244	1,007	48	959	3.9	13
1990	Sean Burwell	223	1,022	53	969	4.3	9
1991	Sean Burwell	139	555	45	510	3.7	2
1992	Sean Burwell	193	864	42	822	4.3	7
1993	Sean Burwell	113	499	42	457	4.0	3
1994	Dino Philyaw	181	774	58	716	3.9	7
1995	Ricky Whittle	260	1,134	113	1,021	3.9	12
1996	Saladin McCullough	122	708	23	685	5.6	15
1997	Saladin McCullough*	267	1,411	68	1,343	5.0	9
1998	Reuben Droughns	112	844	20	824	7.4	9
1999	Reuben Droughns	277	1,307	73	1,234	4.5	9

Year	Name	Car.	Yards	YL	Net	Avg.	TD
2000	Maurice Morris	260	1,217	111	1,106	4.3	8
2001	Onterio Smith	175	1,088	30	1,058	6.0	7
2002	Onterio Smith	244	1,169	28	1,141	4.7	12
2003	Terrence Whitehead	192	796	59	737	3.8	6
2004	Terrence Whitehead	200	1,164	20	1,144	5.7	6
2005	Terrence Whitehead	156	742	63	679	4.4	4
2006	Jonathan Stewart	183	1,029	48	981	5.4	10
2007	Jonathan Stewart*	280	1,798	76	1,722	6.2	11
2008	Jeremiah Johnson	168	1,252	51	1,201	7.1	13
2009	LaMichael James	230	1,608	62	1,546	6.7	14
2010	LaMichael James*	294	1,840	109	1,731	5.9	21
2011	LaMichael James*	247	1,870	65	1,805	7.3	18
2012	Kenjon Barner	278	1,849	82	1,767	6.4	21
2013	Byron Marshall	168	1,067	29	1,038	6.2	14
2014	Royce Freeman	252	1,392	27	1,365	5.4	18
2015	Royce Freeman	283	1,887	51	1,836	6.6	17
2016	Royce Freeman	168	1,003	58	945	5.6	9

*Indicates Conference Leader

Passing

Year	Name	Att.	Comp.	Inc.	YG	Pct.	TD
1936	Robert Braddock	-	-	-	393	-	-
1937	Bob Smith	-	-	-	613	-	-
1938	Ted Gebhardt	-	-	-	115	-	-
1939	Bob Smith	-	-	-	405	-	-
1940	Leonard Isberg	-	-	-	122	-	-
1945	Jake Leicht	-	-	-	376	-	-
1946	James Newquist	-	-	-	281	-	-
1947	Norm Van Brocklin*	168	76	11	939	.452	9
1948	Norm Van Brocklin*	139	68	7	1,010	.489	7
1949	Earl Stelle	119	59	9	687	.496	10
1950	Earl Stelle	-	-	-	506	-	-
1951	Hal Dunham	189	82	4	918	.435	13
1952	George Shaw	116	55	-	666	.474	2
1953	George Shaw	119	49	12	652	.412	3
1954	George Shaw	196	91	11	1,358	.463	10
1955	Tom Crabtree	63	24	4	335	.381	2
1956	Tom Crabtree	65	28	3	366	.431	2
1957	Jack Crabtree	99	55	5	624	.555	4
1958	Dave Grosz	91	42	11	468	.462	2
1959	Dave Grosz	139	67	8	865	.482	8
1960	Dave Grosz	141	57	13	910	.404	7
1961	Doug Post	-	-	-	662	-	-
1962	Bob Berry	115	62	7	995	.539	6
1963	Bob Berry	171	101	7	1,675	.591	16
1964	Bob Berry	208	108	10	1,478	.519	15
1965	Mike Brundage	180	85	13	1,127	.472	9
1966	Mike Barnes	128	49	8	710	.383	4
1967	Eric Olson	123	51	16	840	.415	7
1968	Eric Olson	90	48	7	796	.533	6
1969	Tom Blanchard	184	106	7	1,488	.576	12
1970	Dan Fouts	361	188	24	2,390	.521	16
1971	Dan Fouts	247	123	11	1,564	.498	9
1972	Dan Fouts	348	171	19	2,041	.491	12
1973	Herb Singleton	234	109	19	1,333	.466	10
1974	Norval Turner	202	99	15	1,261	.490	5
1975	Jack Henderson	151	321	16	1,492	.470	6
1976	Jack Henderson	298	157	16	1,582	.527	6
1977	Jack Henderson	223	108	7	1,286	.484	5
1978	Michael Kennedy	136	58	8	683	.426	4
1979	Reggie Ogburn	139	71	11	905	.511	6
1980	Reggie Ogburn	183	99	6	1,257	.541	8

YEAR-BY-YEAR STAT LEADERS

Year	Name	Att.	Comp.	Int	YG	Pct.	TD
1981	Kevin Lusk	174	86	8	864	.494	4
1982	Mike Jorgensen	74	33	3	393	.446	2
1983	Mike Jorgensen	174	72	11	938	.414	5
1984	Chris Miller	289	145	10	1,712	.502	10
1985	Chris Miller	329	182	13	2,237	.553	18
1986	Chris Miller	356	216	13	2,503	.607	12
1987	Bill Musgrave	234	139	8	1,936	.594	13
1988	Pete Nelson	140	66	12	897	.471	4
1989	Bill Musgrave	401	231	16	3,081	.576	22
1990	Bill Musgrave	348	202	12	2,611	.575	17
1991	Danny O'Neil	115	55	3	713	.478	7
1992	Danny O'Neil	316	176	10	2,152	.557	11
1993	Danny O'Neil	360	223	15	3,224	.619	22
1994	Danny O'Neil	341	182	9	2,212	.534	22
1995	Tony Graziani*	426	231	10	2,604	.542	13
1996	Ryan Perry-Smith	241	125	5	1,874	.519	12
1997	Jason Maas	187	104	8	1,631	.556	18
1998	Akili Smith*	371	215	8	3,763	.580	32
1999	A.J. Feeley	259	136	6	1,951	.525	14
2000	Joey Harrington*	405	214	14	2,967	.528	22
2001	Joey Harrington	364	214	6	2,764	.588	27
2002	Jason Fife	367	190	10	2,752	.518	24
2003	Kellen Clemens	304	182	9	2,400	.599	18
2004	Kellen Clemens	372	223	10	2,548	.599	22
2005	Kellen Clemens	289	185	4	2,406	.640	19
2006	Dennis Dixon	322	197	14	2,143	.612	12
2007	Dennis Dixon	254	172	4	2,136	.677	20
2008	Jeremiah Masoli	239	136	5	1,744	.569	13
2009	Jeremiah Masoli	305	177	6	2,147	.580	15
2010	Darron Thomas	361	222	9	2,881	.615	30
2011	Darron Thomas	339	211	7	2,761	.622	33
2012	Marcus Mariota	336	230	6	2,677	.685	32
2013	Marcus Mariota	386	245	4	3,665	.635	31
2014	Marcus Mariota	445	304	4	4,454	.683	42
2015	Vernon Adams Jr.	259	168	6	2,643	.649	26
2016	Justin Herbert	162	255	4	1,936	.635	19

*Indicates Conference Leader

Receiving

Year	Name	Rec.	Yards	Avg.	TD
1947	Dan Garza	21	365	17.4	3
1948	Dick Wilkins*	27	520	19.3	5
1949	Darrell Robinson*	31	404	13.0	7
1950	Monte Brethauer	33	279	8.5	
1951	Monte Brethauer	33	292	8.8	0
1952	Monte Brethauer	41	486	11.9	2
1953	John Reed	15	152	10.2	1
1954	Dick James	24	394	16.4	4
1955	Jim Shanley	8	139	17.4	0
1956	Phil McHugh	11	139	12.6	0
1957	Ron Stover	24	247	10.3	2
1958	Willie West	18	140	7.8	0
1959	Cleveland Jones	17	205	12.1	2
1960	Cleveland Jones	25	402	16.1	4
1961	Kent Petersen	18	209	11.6	
1962	Greg Willener	19	263	13.8	3
1963	Dick Imwalle	23	401	17.4	3
1964	Ray Palm	42	570	13.6	4
1965	Steve Bunker*	51	838	16.4	9
1966	Scott Cress	28	402	14.4	3
1967	Roger Smith	26	402	15.5	2
1968	Denny Schuler	30	351	11.7	3

Year	Name	Rec.	Yards	Avg.	TD
1969	Bobby Moore*	54	786	14.6	10
1970	Bob Newland*	67	1,123	16.8	7
1971	Leland Glass	46	584	12.7	6
1972	Greg Specht	52	710	13.7	4
1973	Russ Francis	31	495	15.9	4
1974	Bob Palm	31	466	15.0	3
1975	Greg Bauer	52	616	11.8	4
1976	Greg Bauer	53	632	11.9	2
1977	Ken Page	40	591	14.8	3
1978	Curt Jackson	21	237	11.3	1
1979	Ricky Ward	16	217	13.6	2
1980	Greg Moser	32	611	19.1	2
1981	Greg Moser	29	605	15.5	2
1982	Osborn Thomas	30	369	12.3	3
1983	Lew Barnes	30	625	20.8	5
1984	Kevin McCall	39	317	8.1	1
1985	Lew Barnes	50	789	15.8	6
1986	Bobby DeBisschop	40	500	12.5	1
1987	Terry Obee	33	640	19.4	4
1988	Terry Obee	33	596	18.1	6
1989	Terry Obee	46	741	16.1	5
1990	Joe Reitzug	40	639	15.9	2
1991	Anthony Jones	34	435	12.8	5
1992	Sean Burwell	35	293	8.4	2
1993	Derrick Deadwiler	52	811	15.6	5
1994	Cristin McLemore	42	564	13.4	9
	Dameron Ricketts	42	534	12.7	1
1995	Cristin McLemore	64	1,036	16.2	4
1996	Damon Griffin	43	711	16.5	7
1997	Pat Johnson	55	1,072	19.5	8
1998	Damon Griffin	58	1,038	17.9	7
1999	Tony Hartley	56	881	15.7	3
2000	Keenan Howry	52	780	15.0	5
2001	Keenan Howry	52	682	13.1	9
2002	Samie Parker	49	724	14.8	8
2003	Samie Parker	77	1,088	14.1	7
2004	Demetrius Williams	47	593	12.6	2
2005	Demetrius Williams	59	1,059	17.9	10
2006	Jaison Williams	68	984	14.5	6
2007	Jaison Williams	55	844	15.3	8
2008	Terence Scott	50	751	15.0	5
2009	Jeff Maehl	53	696	13.1	6
2010	Jeff Maehl	77	1,076	14.0	12
2011	Lavasier Tuinei	48	599	12.5	10
2012	De'Anthony Thomas	45	445	9.9	5
2013	Josh Huff	62	1,140	18.4	12
2014	Byron Marshall	74	1,003	13.6	6
2015	Bralon Addison	63	804	12.8	10
2016	Charles Nelson	52	554	10.7	5

*Indicates Conference Leader

Scoring

Year	Name	TD	1-PT	2-PT	FG	Pts
1947	Jake Leicht*	7	14-18	0-0	0-0	56
1948	Johnny McKay	8	0-0	0-0	0-0	48
1949	Bob Sanders	10	0-0	0-0	0-0	60
1950	James Edwards					24
1951	Tom Novikoff	3	4-4	0-0	0-0	22
1952	Tom Novikoff	3	0-0	0-0	0-0	18
1953	Dick James	6	0-0	0-0	0-0	36
1954	Dick James	11	0-0	0-0	0-0	66
1955	Jack Morris	8	20-25	0-0	0-0	68

YEAR-BY-YEAR STAT LEADERS

Year	Name	TD	1-PT	2-PT	FG	Pts
1956	Jim Shanley	5	0-0	0-0	0-0	30
1957	Jim Shanley	9	0-0	0-0	0-0	54
1958	Dave Grosz	2	0-3	0-0	0-0	12
	Dave Powell	2	0-0	0-0	0-0	12
1959	Willie West	8	0-0	0-0	0-0	48
1960	Cleveland Jones	5	12-20	2-2	4	46
1961	Mel Renfro	4	0-0	0-0	0-0	24
	Lu Bain	4	0-0	0-0	0-0	24
1962	Mel Renfro	13	0-0	0-0	0-0	78
1963	Mel Renfro	6	1-2	1-1	0-0	39
1964	Dennis Keller	6	0-0	0-0	0-0	36
1965	Steve Bunker	9	0-0	1-1	0-0	56
1966	Scott Cress	3	0-0	0-0	0-0	18
1967	Claxton Welch	3	0-0	0-0	0-0	18
	Marc Scholl	0	9-9	0-0	3-9	18
1968	Greg Lindsey	4	0-0	0-0	0-0	24
1969	Bobby Moore*	15	0-0	1-1	0-0	92
1970	Bobby Moore*	11	0-0	4-5	0-0	74
1971	Bobby Moore	10	0-0	0-0	0-0	60
1972	Don Reynolds	4	0-0	1-3	0-0	26
	Greg Specht	4	0-0	1-4	0-0	26
	Maurice Anderson	4	0-0	1-1	0-0	26
1973	Bob Palm	5	14-14	0-0	1-4	47
1974	Stan Woodfill	0	11-11	0-0	9-19	38
1975	Stan Woodfill	0	15-16	0-0	11-16	48
1976	Roy Geiger	0	9-11	0-0	11-16	42
1977	Roy Geiger	0	16-17	0-0	12-18	52
1978	Pat English	0	16-19	0-0	7-18	37
1979	Dwight Robertson	9	0-0	0-0	0-0	54
1980	Reggie Ogburn	7	0-0	0-0	0-0	42
1981	Doug Jollymour	0	11-13	0-0	12-21	47
1982	Todd Lee	0	8-8	0-0	5-7	23
1983	Paul Schwabe	0	7-11	0-0	12-18	43
1984	Matt MacLeod	0	24-24	0-0	13-19	63
1985	Tony Cherry	10	0-0	0-0	0-0	60
1986	Derek Loville	10	0-0	0-0	0-0	60
1987	Kirk Dennis	0	21-22	0-0	15-22	66
1988	Derek Loville	13	0-0	1-1	0-0	80
	Kirk Dennis	0	29-30	0-0	17-32	80
1989	Gregg McCallum	0	37-37	0-0	24-32	109
1990	Gregg McCallum	0	36-36	0-0	15-18	81
1991	Gregg McCallum	0	18-19	0-0	6-12	36
1992	Tommy Thompson	0	22-24	0-0	21-24	85
1993	Tommy Thompson	0	24-26	0-0	16-21	72
1994	Matt Belden	0	37-38	0-0	13-23	76
1995	Matt Belden	0	37-38	0-0	13-23	76
1996	Saladin McCullough	15	0-0	0-0	0-0	90
1997	Saladin McCullough	12	0-0	0-0	0-0	72
1998	Nathan Villegas*	0	57-57	0-0	20-22	117
1999	Nathan Villegas	0	24-25	0-0	13-18	63
2000	Josh Frankel	0	37-39	0-0	13-25	76
2001	Keenan Howry	12	0-0	0-0	0-0	72
	Jared Siegel	0	51-52	0-0	7-12	72
2002	Jared Siegel	0	49-50	0-0	20-24	109
2003	Jared Siegel	0	45-45	0-0	13-19	84
2004	Jared Sie gel	0	31-33	0-0	9-14	58
2005	Paul Martinez	0	26-30	0-0	19-24	83
2006	Paul Martinez	0	37-39	0-0	15-22	88
2007	Matt Evensen	0	52-52	1-1	16-20	102
2008	LeGarrette Blount*	17	0-0	1-1	0-0	104
2009	Morgan Flint	0	54-54	1-1	16-19	104
2010	LaMichael James*	24	0-0	0-0	0-0	144

Year	Name	TD	1-PT	2-PT	FG	Pts
2011	LaMichael James*	20	0-0	0-0	0-0	120
2012	Kenjon Barner*	23	0-0	0-0	0-0	138
2013	Byron Marshall	14	0-0	0-0	0-0	84
2014	Royce Freeman	19	0-0	0-0	0-0	114
2015	Aidan Schneider	0	67-67	0-0	22-24	133
2016	Aidan Schneider	0	42-43	0-0	9-12	69

*Indicates Conference Leader

Tackles

Year	Name	Total	UT	AT	Avg.
1970	Tom Graham	154	103	51	15.4
1971	Steve Rennie	184	103	81	16.7
1972	Dave Pieper	125	67	58	11.4
1973	Bill Meyer	109	74	35	9.9
1974	Darrell Mehl	131	85	46	11.9
1975	Rod Rickert	123	59	64	11.2
1976	Darrell Mehl	119	83	36	10.8
1977	Bruce Beekley	170	123	47	15.5
1978	Bruce Beekley	190	100	90	17.3
1979	Chris Cosgrove	140	89	51	12.7
1980	Scott Setterlund	97	68	29	8.8
1981	Chris Cosgrove	70	45	25	6.5
1982	Chris Cosgrove	122	97	25	11.1
1983	Jerry Mikels	112	83	29	10.2
1984	Bob Hudetz	117	74	43	10.6
1985	Jerry Mikels	114	79	35	11.4
1986	Ed Hulbert	123	69	54	11.2
1987	Tom Talbot	102	74	28	9.3
1988	Thom Kaumeyer	101	62	39	8.4
1989	Mark Kearns	131	100	31	10.9
1990	Joe Farwell	112	64	48	9.3
1991	Joe Farwell	100	40	60	10.0
1992	Joe Farwell	110	67	43	10.0
1993	Chad Cota	86	60	26	7.8
1994	Jeff Sherman	112	85	27	8.6
1995	Jeremy Asher	111	67	44	9.3
1996	Kenny Wheaton	73	46	27	6.6
1997	Peter Sirmon*	115	83	32	9.6
1998	Chris Vandiver	102	61	41	8.5
1999	Peter Sirmon	109	68	41	9.1
2000	Matt Smith	90	56	34	7.5
2001	Wesly Mallard	111	59	52	9.3
2002	David Moretti	121	63	58	9.3
2003	Kevin Mitchell	112	69	43	8.5
2004	Jerry Matson	78	50	28	7.1
2005	Anthony Trucks	99	62	37	8.3
2006	Blair Phillips	105	56	49	9.0
2007	Patrick Chung	117	71	46	9.0
2008	T.J. Ward	101	64	37	7.8
2009	John Boyett	90	62	28	6.9
2010	Casey Matthews	79	37	42	6.1
2011	John Boyett	108	67	41	8.3
2012	Michael Clay	101	63	38	8.4
2013	Derrick Malone	105	45	60	8.1
2014	Erick Dargan	90	57	33	6.4
2015	Joe Walker	87	44	43	7.3
2016	Troy Dye	57	34	91	8.3

*Indicates Conference Leader

YEAR-BY-YEAR STAT LEADERS

Interceptions

Year	Name	No.	Yards	Avg.	TD	Long
1951	George Shaw*	13	136	10.6	0	
Year	Name	No.	Yards	Avg.	TD	Long
1952	Cece Hodges	3	15	5.0		
1953	George Shaw	2	16	8.0		
1954	Hal Reeve	4	67	16.8	1	
1955	Dick James	6	68	11.3	0	
1956	Jack Brown	4	52	13.0	0	
1957	Jack Morris	2	39	19.5	0	
	Chuck Osborne	2	12	6.0	0	
1958	Willie West	3	34	11.3	0	
1959	Alden Kimbrough	3	14	4.7	0	
	Willie West	3	8	2.7	0	
1960	Not available					
1961	Lu Bain	2	26	13.0	0	
	Larry Hill	2	17	8.5	0	
1962	Ron Martin	3	0	0.0	0	
1963	H.D. Murphy	4	81	20.3	0	
1964	Les Palm	6	51	8.5		
1965	Les Palm	4	0	0.0	0	
1966	Jim Smith	3	129	43.0	1	
1967	Jack Gleason	3	36	12.0	0	38
1968	Steve Hilbert	6	103	17.2	0	26
1969	Jack Gleason	4	10	2.5	0	10
1970	Lionel Coleman	5	46	9.2	0	20
1971	Bill Drake*	7	112	16.0	1	31
1972	Steve Donnelly	5	47	9.4	0	21
1973	Steve Donnelly	5	94	18.8	0	44
1974	Mario Clark	3	11	3.7	0	11
1975	Chuck Wills*	6	62	10.3	1	20
1976	Darrell Mellum	4	54	13.5		
1977	Kenny Bryant	4	122	30.5	1	97
1978	Rick Hudnell	5				
1979	Steve Brown	4	52	13.0	0	29
1980	Mike Nolan	4	4	1.0	0	4
1981	Ross Gibbs	3	58	19.3	0	31
1982	Dennis Clay	4	2	0.5	0	2
1983	Danny McCalister	4	37	9.2	0	19
1984	Dan Wilken	4	26	6.5	0	26
	Doug Judge	4	9	2.2	0	9

Year	Name	No.	Yards	Avg.	TD	Long
1985	Ed Hulbert	3	28	9.3	0	24
	Anthony Newman	3	17	5.7	0	17
1986	Ed Hulbert	7	48	6.9	0	23
1987	Brett Young	5	44	8.8	0	37
1988	Chris Oldham*	5	112	22.4	0	53
1989	Chris Oldham	8	35	4.4	0	30
1990	Daryle Smith	6	13	2.2	0	7
1991	Daryle Smith	4	119	29.7	1	94
	Eric Castle	4	114	28.5	2	39
1992	Herman O'Berry*	7	21	3.0	0	18
1993	Chad Cota	4	3	0.7	0	3
1994	Kenny Wheaton	4	157	39.3	1	97
1995	Kenny Wheaton*	5	128	25.6	1	71
1996	Kenny Wheaton	2	95	47.5	1	70
1997	Jaiya Figueras	3	0	0.0	0	0
1998	Rashad Bauman	3	115	38.3	1	80
1999	Michael Fletcher	4	59	14.8	0	34
2000	Rashad Bauman	5	78	15.6	0	42
2001	Steve Smith	9	139	15.4	1	38
2002	Keith Lewis	5	16	3.2	0	6
	Steven Moore	5	0	0.0	0	0
2003	Steven Moore	4	11	2.8	0	5
2004	Aaron Gipson	4	39	9.8	0	38
2005	Aaron Gipson*	7	117	16.7	1	60
2006	Jairus Byrd	5	30	6.0	0	30
2007	Jairus Byrd*	7	31	4.4	0	22
2008	Walter Thurmond III*	5	67	13.4	1	40
	Jairus Byrd*	5	52	10.4	0	39
2009	Talmadge Jackson III	4	73	18.2	1	32
2010	Cliff Harris*	6	92	15.3	1	76
2011	Eddie Pleasant	3	90	30.0	0	49
2012	Erick Dargan	5	77	15.4	0	32
2013	Terrance Mitchell	5	72	14.4	1	51
2014	Erick Dargan*	7	110	15.7	0	36
2015	Tyree Robinson	3	61	20.3	1	41
2016	Brenden Schooler	4	49	12.2	0	36



Erick Dargan led the Pac-12 with a team-high seven interception during the 2014 season.

YEAR-BY-YEAR OFFENSIVE TEAM STATS

Year	G	Rush Att.	Rush Yards	Avg.	Rsh TD	Pass Comp	Pass Att	Pass Yards	Avg.	Pct.	TD	Int.	Total Off	Avg.	Total Pts	Avg.
1952	10	386	977	97.7	8	126	285	1,720	172.0	44.2	9	32	2,697	269.7	112	11.2
1953	10	420	1,455	145.5	8	81	178	1,000	100.0	45.5	5	18	2,455	245.5	90	9.0
1954	10	426	1,546	154.6	18	107	229	1,601	160.1	46.7	13	13	3,147	314.7	218	21.8
1955	10	513	2,527	252.7	19	48	115	641	64.1	41.7	4	7	3,168	316.8	202	20.2
1956	10	560	2,143	214.3	15	45	99	655	65.5	45.5	5	7	2,798	279.8	133	13.3
1957	11	568	2,218	201.6	13	80	148	1,030	93.6	54.1	8	11	3,248	295.3	160	14.5
1958	10	530	2,015	201.5	9	80	166	964	96.4	48.2	3	18	2,979	297.9	86	8.6
1959	10	504	2,106	210.6	20	85	168	1,031	103.1	50.6	10	10	3,137	313.7	179	17.9
1960	11	522	2,468	224.4	18	76	179	1,203	109.4	42.5	17	15	3,671	333.7	206	18.7
1961	10	429	1,610	161.0	14	76	185	1,104	110.4	41.1	8	14	2,714	271.4	120	12.0
1962	10	497	2,251	225.1	13	81	156	1,279	127.9	51.9	12	11	3,530	353.0	229	22.9
1963	11	464	1,917	174.3	18	130	240	2,017	183.4	54.2	19	11	3,934	357.6	274	24.9
1964	10	395	880	88.0	6	132	259	1,793	179.3	51.0	17	13	2,673	267.3	170	17.0
1965	10	410	975	97.5	6	139	301	2,021	202.1	46.2	16	20	2,996	299.6	165	16.5
1966	10	435	1,206	120.6	6	95	229	1,320	132.0	41.5	7	15	2,526	252.6	113	11.3
1967	10	411	950	95.0	5	82	207	1,211	121.1	39.6	9	21	2,161	216.1	104	10.4
1968	10	477	1,383	138.3	6	86	195	1,221	122.1	44.1	10	15	2,604	260.4	132	13.2
1969	11	499	1,692	153.8	20	154	291	2,282	207.5	52.9	17	13	3,974	361.3	271	24.6
1970	11	433	1,530	139.1	16	230	441	3,100	281.8	52.2	22	28	4,630	420.9	285	25.9
1971	11	515	2,059	187.2	14	159	318	2,016	183.3	50.0	14	15	4,075	370.5	235	21.4
1972	11	439	1,193	108.5	9	184	379	2,223	202.1	48.5	15	23	3,416	310.5	194	17.6
1973	11	494	1,753	159.4	13	145	315	1,754	159.5	46.0	13	25	3,507	318.8	205	18.6
1974	11	545	1,460	132.7	8	100	203	1,273	115.7	49.3	5	15	2,733	248.5	116	10.5
1975	11	404	1,206	109.6	9	154	325	1,494	135.8	47.4	6	13	2,700	245.5	146	13.3
1976	11	421	1,045	95.0	10	138	229	1,773	161.2	60.2	6	22	2,818	255.9	144	13.1
1977	11	501	1,532	139.3	9	141	296	1,635	148.6	47.6	6	14	3,167	287.9	164	14.9
1978	11	577	2,001	181.9	15	115	280	1,318	119.8	41.1	6	16	3,319	301.7	173	15.7
1979	11	559	2,493	226.6	16	91	187	1,148	104.4	48.7	7	13	3,641	331.0	200	18.2
1980	11	547	2,346	213.3	21	145	255	1,830	166.4	56.9	12	9	4,176	379.8	263	23.9
1981	11	492	1,284	116.7	10	152	278	1,561	141.9	54.7	6	15	2,845	258.6	155	14.1
1982	11	538	1,654	150.4	3	92	217	1,036	94.2	42.4	5	12	2,690	244.5	103	9.4
1983	11	437	1,463	133.0	6	131	300	1,658	150.7	43.7	10	15	3,121	283.7	152	13.8
1984	11	421	1,666	151.5	15	173	351	2,030	184.5	49.3	14	12	3,696	336.0	241	21.9
1985	11	433	1,655	150.4	16	189	357	2,294	208.5	52.9	18	15	3,949	359.0	273	24.8
1986	11	400	1,231	111.9	14	240	403	2,753	250.3	59.6	13	16	3,984	362.2	235	21.4
1987	11	456	1,302	118.4	11	170	295	2,327	211.5	57.6	15	15	3,629	329.9	226	20.5
1988	12	524	1,928	160.7	20	147	326	1,917	159.8	45.1	13	26	3,845	320.4	296	24.7
1989	12	501	1,926	160.5	23	236	413	3,132	261.0	57.1	22	16	5,058	421.5	379	31.6
1990	12	500	1,674	139.5	20	236	421	2,914	242.8	56.0	18	17	4,588	382.3	341	28.4
1991	11	414	1,243	113.0	7	154	330	1,860	169.1	46.7	12	16	3,103	282.1	186	16.9
1992	12	511	1,738	144.8	13	186	335	2,264	188.7	55.5	12	11	4,002	333.5	265	22.1
1993	11	386	965	87.7	9	228	369	3,270	297.3	61.8	25	15	4,235	385.0	278	25.3
1994	13	521	1,707	131.3	18	222	415	2,774	213.4	53.5	25	13	4,481	344.7	349	26.8
1995	12	465	1,672	139.3	20	260	487	3,064	255.3	53.4	14	12	4,736	394.7	326	27.2
1996	11	407	1,618	147.1	26	226	432	3,321	301.9	52.3	21	9	4,939	449.0	378	34.4
1997	12	466	1,849	154.1	14	222	401	3,200	266.7	55.4	32	15	5,049	420.8	380	31.7
1998	12	474	1,939	161.6	23	223	392	3,856	321.3	56.9	32	10	5,795	482.9	473	39.4
1999	12	479	1,883	156.9	20	221	422	3,162	263.5	52.4	24	10	5,045	420.4	410	34.2

YEAR-BY-YEAR OFFENSIVE TEAM STATS

Year	G	Rush Att.	Rush Yards	Avg.	Rsh TD	Pass Comp	Pass Att	Pass Yards	Avg.	Pct.	TD	Int.	Total Off	Avg.	Total Pts	Avg.
2000	12	476	1,792	149.3	20	222	424	3,126	260.5	52.4	23	14	4,918	409.8	351	29.3
2001	12	446	2,312	192.7	24	222	377	2,920	243.3	58.9	28	6	5,232	436.0	412	34.3
2002	13	476	1,893	145.6	21	214	412	2,959	227.6	51.9	26	11	4,852	373.2	417	32.1
2003	13	489	1,715	131.9	15	247	427	3,288	252.9	57.8	24	13	5,003	384.8	356	27.4
2004	11	429	1,746	158.7	12	229	388	2,621	238.3	59.0	22	10	4,367	397.0	282	25.6
2005	12	427	1,612	134.3	16	303	482	3,654	304.5	62.9	28	10	5,266	438.8	414	34.5
2006	13	471	2,369	182.2	26	288	486	3,133	241.0	59.0	18	18	5,502	423.2	383	29.5
2007	13	615	3,272	251.7	32	244	413	2,806	215.7	59.1	26	10	6,078	467.5	496	38.2
2008	13	585	3,641	280.1	47	204	373	2,662	204.8	54.7	20	12	6,303	484.8	545	41.9
2009	13	547	3,012	231.7	38	197	338	2,344	180.3	58.3	16	7	5,356	412.0	469	36.1
2010	13	629	3,721	286.2	42	248	395	3,178	244.5	62.8	31	9	6,899	530.7	611	47.0
2011	14	629	4,189	299.2	42	236	386	3,130	223.6	61.1	39	7	7,319	522.8	645	46.1
2012	13	685	4,098	315.2	48	250	373	2,888	222.2	67.0	35	9	6,986	537.4	645	49.6
2013	13	568	3,556	273.5	42	256	405	3,789	291.5	63.2	32	6	7,345	565.0	591	45.5
2014	15	644	3,518	234.5	42	326	474	4,687	312.5	68.8	44	4	8,205	547.0	681	45.4
2015	13	618	3,639	279.9	34	236	375	3,358	258.3	62.9	33	10	6,997	538.2	559	43.0
2016	12	493	2,717	226.4	29	257	399	3,183	265.3	64.4	28	6	5,900	491.7	425	35.4
2017	2	96	549	274.5	12	48	60	720	360.0	80.0	4	1	1,269	634.5	119	59.5



LaMichael James and Oregon rushed for a whopping 4,189 yards during a Pac-12 championship campaign in 2011.

YEAR-BY-YEAR DEFENSIVE TEAM STATS

Year	G	Rush Att.	Rush Yards	Avg.	Rsh TD	Pass Cmp	Pass Att	Pass Yards	Avg.	Pct.	TD	Int.	Total Off	Avg.	Total Pts	Avg.
1952	10	554	1,962	196.2	8	85	160	1,280	128.0	53.1	13	11	3,242	324.2	234	23.4
1953	10	510	1,670	167.0	9	41	104	578	57.8	39.4	2	8	2,248	224.8	85	8.5
1954	10	432	1,521	152.1	20	70	147	932	93.2	47.6	5	16	2,453	245.3	159	15.9
1955	10	444	1,686	168.6	22	72	151	946	94.6	47.7	4	17	2,632	263.2	158	15.8
1956	10	456	1,590	159.0	15	59	150	769	76.9	39.3	3	13	2,359	235.9	102	10.2
1957	11	544	1,860	169.1	13	87	163	1,073	97.5	53.4	5	10	2,933	266.6	97	8.8
1958	10	438	1,440	144.0	7	56	122	656	65.6	46.0	2	7	2,096	209.6	96	9.6
1959	10	457	1,556	155.6	12	87	184	800	80.0	47.3	5	18	2,356	235.6	113	11.3
1960	11	491	1,534	139.5	11	85	195	1,089	99.0	43.6	7	22	2,623	238.5	130	11.8
1961	10	525	1,836	183.6	13	50	112	675	67.5	44.6	1	8	2,511	251.1	112	11.2
1962	10	453	1,507	150.7	13	77	198	929	92.9	38.9	3	9	2,436	243.6	136	13.6
1963	11	482	1,392	126.5	9	110	246	1,459	132.6	44.7	10	20	2,851	259.2	153	13.9
1964	10	437	1,700	170.0	12	87	202	1,233	123.3	43.1	3	22	2,933	293.3	94	9.4
1965	10	509	1,526	152.6	14	94	201	1,219	121.9	46.8	14	9	2,745	274.5	186	18.6
1966	10	511	1,600	160.0	10	86	167	1,070	107.0	51.5	4	12	2,670	267.0	129	12.9
1967	10	596	1,840	184.0	19	65	143	918	91.8	45.4	6	7	2,758	275.8	193	19.3
1968	10	497	1,512	151.2	16	139	273	1,715	171.5	51.0	8	25	3,227	322.7	201	20.1
1969	11	548	1,962	178.3	14	145	315	1,861	169.2	46.0	16	19	3,823	347.5	242	22.0
1970	11	541	2,198	199.9	17	169	374	2,152	195.6	45.2	13	20	4,350	395.5	256	23.3
1971	11	578	2,953	268.5	28	113	232	1,321	120.1	48.7	9	21	4,274	388.5	286	26.0
1972	11	609	2,382	216.5	23	102	243	1,308	118.9	42.0	12	16	3,690	335.5	285	25.9
1973	11	529	1,890	171.8	17	104	224	1,603	145.7	46.4	11	18	3,493	317.5	230	20.9
1974	11	596	2,478	225.3	26	102	214	1,397	127.0	47.7	15	12	3,875	352.3	118	10.7
1975	11	676	2,815	255.9	25	77	177	1,002	91.2	43.5	5	13	3,817	347.0	266	24.2
1976	11	572	2,263	205.7	25	138	229	1,382	125.6	60.3	10	14	3,645	331.4	271	24.6
1977	11	644	3,071	279.2	35	128	251	1,819	165.4	51.0	10	11	4,890	444.5	367	33.4
1978	11	554	2,087	189.7	16	113	249	1,577	143.4	45.4	9	18	3,664	333.1	212	19.3
1979	11	535	2,130	193.6	15	126	222	1,422	129.3	56.8	9	15	3,552	322.9	212	19.3
1980	11	474	1,545	140.5	14	173	312	1,831	166.5	55.4	9	13	3,376	306.9	193	17.5
1981	11	529	1,993	181.2	22	156	262	1,684	153.1	59.5	7	10	3,677	334.3	247	22.5
1982	11	481	1,632	148.4	13	182	353	2,049	186.2	51.5	8	12	3,681	334.6	223	20.3
1983	11	519	1,810	164.5	15	178	308	2,055	186.8	57.8	11	15	3,865	351.4	224	20.4
1984	11	491	1,926	175.1	17	172	319	2,130	193.6	53.9	9	12	4,056	368.7	247	22.4
1985	11	510	2,249	204.5	20	187	334	2,560	232.7	56.0	16	14	4,809	437.2	300	27.3
1986	11	492	2,356	214.2	26	166	300	2,179	198.1	55.3	17	16	4,535	412.3	338	30.7
1987	11	450	1,596	145.1	12	196	366	2,146	195.1	53.5	15	16	3,742	340.2	228	20.7
1988	12	518	1,711	142.6	19	154	302	2,092	174.3	51.0	12	21	3,803	316.9	247	20.6
1989	12	436	1,221	101.8	17	217	401	2,738	228.2	54.1	12	21	3,959	329.9	251	20.9
1990	12	428	1,364	113.7	13	201	382	2,591	215.9	52.6	14	20	3,955	329.6	221	18.4
1991	11	509	1,796	163.3	11	155	295	1,887	171.5	52.5	14	15	3,683	334.8	248	22.5
1992	12	481	1,543	128.6	11	157	307	2,224	185.3	51.1	15	14	3,767	313.9	222	18.5
1993	11	451	1,659	150.8	17	195	352	2,464	224.0	55.4	16	8	4,123	374.8	276	25.1
1994	13	511	1,577	121.3	20	215	419	2,667	205.2	51.3	8	20	4,244	326.5	250	19.2
1995	12	457	1,343	111.9	18	167	346	2,202	183.5	48.3	13	15	3,545	295.4	272	22.7
1996	11	487	2,030	184.5	20	197	351	2,777	252.5	56.1	20	7	4,807	437.0	356	32.4
1997	12	466	2,229	185.8	23	223	400	2,827	235.6	55.8	18	10	5,056	421.3	350	29.2
1998	12	441	1,870	155.8	19	196	372	2,815	234.6	52.7	19	10	4,685	390.4	328	27.3
1999	12	428	1,478	123.2	18	231	434	3,098	258.2	53.2	18	21	4,576	381.3	284	23.7

YEAR-BY-YEAR DEFENSIVE TEAM STATS

Year	G	Rush Att.	Rush Yards	Avg.	Rsh TD	Pass Cmp	Pass Att	Pass Yards	Avg.	Pct.	TD	Int.	Total Off	Avg.	Total Pts	Avg.
2000	12	417	1,418	118.2	15	167	383	2,523	210.3	43.6	14	17	3,941	328.4	249	20.8
2001	12	413	1,383	115.3	17	241	478	3,416	284.7	50.4	15	21	4,799	399.9	256	21.3
2002	13	507	1,536	118.2	13	272	475	3,785	291.2	57.3	35	18	5,321	409.3	362	27.8
2003	13	453	1,392	107.1	18	253	485	3,379	259.9	52.2	22	12	4,771	367.0	348	26.8
2004	11	406	1,343	122.1	11	182	344	2,385	216.8	52.9	19	13	3,728	338.9	282	25.6
2005	12	407	1,607	133.9	12	252	443	2,685	223.8	56.9	22	23	4,292	357.7	278	23.2
2006	13	452	1,932	148.6	21	199	362	2,255	173.5	55.0	17	15	4,187	322.1	345	26.5
2007	13	486	1,726	132.8	13	258	487	3,240	249.2	53.0	20	20	4,966	382.0	307	23.6
2008	13	503	1,552	119.4	18	307	531	3,513	270.2	57.8	25	16	5,065	389.6	367	28.2
2009	13	497	1,673	128.7	15	254	456	2,699	207.6	55.7	18	14	4,372	336.3	309	23.8
2010	13	474	1,665	128.1	11	263	489	2,833	217.9	53.8	15	21	4,498	346.0	243	18.7
2011	14	548	1,999	142.8	14	313	529	3,462	247.3	59.1	25	17	5,461	390.1	345	24.6
2012	13	470	1,884	144.9	15	303	515	2,980	229.2	58.8	19	26	4,864	374.2	281	21.6
2013	13	563	2,152	165.5	17	271	480	2,659	204.5	56.5	14	17	4,811	370.1	266	20.5
2014	15	587	2,481	165.4	22	351	581	3,964	264.3	60.4	21	13	6,445	429.7	354	23.6
2015	13	491	2,324	178.8	24	348	555	3,985	306.5	62.7	35	13	6,309	485.3	488	37.5
2016	12	522	2,958	246.5	38	291	449	3,263	271.9	64.8	29	9	6,221	518.4	497	41.4
2017	2	67	208	104.0	4	44	89	518	259.0	49.4	4	6	726	363.0	56	28.0



Ifo Ekpre-Olomu and the Ducks tallied 26 interceptions during the 2012 season, the most ever in single-season school history.

ALL-TIME 100-YARD RUSHING GAMES (BY YARDAGE)

Yards	Att	Player	Opponent	Date
321	38	Kenjon Barner	@USC	11-3-2012
288	23	LaMichael James	@Arizona	9-24-2011
285	26	Onterio Smith	@Washington State	10-27-2001
257	31	LaMichael James	Stanford	10-2-2010
253	23	Jonathan Stewart	South Florida (Sun)	12-31-2007
251	32	Jonathan Stewart	@Washington	10-20-2007
249	27	Bobby Moore	Utah	9-18-1971
246	27	Royce Freeman	Washington State	10-10-2015
239	30	LaMichael James	California	10-6-2011
	36	LaMichael James	@USC	10-30-2010
227	14	LaMichael James	Portland State	9-18-2010
	27	Tony Cherry	Stanford	9-21-1985
223	25	Saladin McCullough	Arizona	11-9-1996
219	25	LaMichael James	UCLA (Pac-12)	12-2-2011
	17	Jeremiah Johnson	@Oregon State	11-29-2008
217	39	Reuben Droughns	@Washington State	10-10-1998
215	23	Derek Loville	Idaho State	10-15-1988
214	22	Reuben Droughns	Stanford	9-26-1998
212	15	Jack Morris	@USC	11-16-1957
207	21	Royce Freeman	Virginia	9-10-2016
204	12	LaMichael James	Missouri State	9-17-2011
203	30	Derek Loville	@Arizona State	10-21-1989
202	45	Reuben Droughns	@Arizona	10-23-1999
	17	Reuben Droughns	Michigan State	9-5-1998
201	34	Kenjon Barner	Fresno State	9-8-2012
198	28	Kenjon Barner	@Oregon State	11-24-2012
197	38	Reuben Droughns	Oregon State	11-20-1999
196	23	Don Reynolds	@Northwestern	10-5-1974
195	20	Kenjon Barner	vs. Washington State	9-29-2012
192	21	Byron Marshall	Washington State	10-19-2013
191	21	Bobby Moore	Washington	10-16-1971
189	30	Sean Burwell	Washington State	9-7-1991
188	37	Reuben Droughns	Arizona State	10-30-1999
183	24	LaMichael James	USC	10-31-2009
	25	Bobby Moore	Washington State	10-3-1970
180	29	Royce Freeman	California	11-7-2015
	21	Royce Freeman	Eastern Washington	9-5-2015
179	31	Don Reynolds	Utah	9-29-1973
178	29	Don Reynolds	California	10-13-1973
177	24	Ricky Whittle	California	10-15-1994
175	22	Maurice Morris	@Utah State	9-29-2001
173	14	Reggie Ogburn	@Oregon State	11-15-1980
172	23	Terrence Whitehead	Stanford	10-25-2003
	27	Onterio Smith	Arizona State	10-19-2002
	25	Reuben Droughns	@UCLA	10-17-1998
171	31	Kenjon Barner	Arizona State	10-15-2011
170	24	Jeremiah Masoli	UCLA	10-11-2008
169	29	Royce Freeman	Washington	10-18-2014
168	22	Jonathan Stewart	Stanford	9-2-2006
	38	Bobby Moore	USC	10-24-1970
167	27	Royce Freeman	Oregon State	11-27-2015
166	25	LaMichael James	Oregon State	12-3-2009
	22	Terrence Whitehead	@Washington State	10-9-2004
	20	Maurice Morris	Nevada	9-2-2000
165	17	Jonathan Stewart	Fresno State	9-15-2007
	20	Dave Grayson	@Utah	10-1-1960
164	13	Jeremiah Masoli	USC	10-31-2009
163	27	Royce Freeman	@Colorado	10-3-2015
	39	Jonathan Stewart	Oregon State	12-1-2007
161	27	Ricky Whittle	@California	10-14-1995
	36	Bobby Moore	@Washington State	10-30-1971
160	19	Jonathan Stewart	@Stanford	9-22-2007

Yards	Att	Player	Opponent	Date
	30	Ricky Whittle	@Utah	9-2-1995
159	25	LaMichael James	Wisconsin (Rose)	1-2-2012
	25	Jonathan Stewart	Washington	11-4-2006
	25	Dick Winn	Idaho	10-30-1965
156	25	LaMichael James	@Washington	11-5-2011
	36	Saladin McCullough	Oregon State	11-22-1997
155	2	De'Anthony Thomas	Wisconsin (Rose)	1-2-2012
154	15	LaMichael James	@Washington	10-24-2009
	22	Derek Loville	Long Beach State	9-10-1988
	21	John McKay	@Idaho	10-9-1948
153	29	Royce Freeman	Nebraska	9-9-2017
	14	Sean Burwell	UNLV	9-26-1992
152	20	LaMichael James	@UCLA	10-10-2009
	27	LaMichael James	Utah	9-19-2009
	25	Onterio Smith	@UCLA	10-12-2002
	36	Onterio Smith	Arizona State	11-3-2001
	31	Maurice Morris	Washington	9-30-2000
	15	Latin Berry	California	9-9-1989
150	23	Royce Freeman	Southern Utah	9-2-2017
	22	LaMichael James	Arizona State	11-14-2009
	17	Saladin McCullough	Air Force (Sun)	12-20-1997
	29	Bobby Moore	@Stanford	9-25-1971
	18	Rocky Pamplin	@Utah	9-20-1969
149	17	Ngalu Kelemeni	Idaho	9-15-1990
	21	Reggie Brown	Stanford	9-6-1980
147	20	Royce Freeman	USC	11-21-2015
	17	Kenjon Barner	New Mexico	9-4-2010
146	20	LaMichael James	@Stanford	11-12-2011
	28	Saladin McCullough	@Oregon State	11-23-1996
145	28	Onterio Smith	@Arizona	10-5-2002
	26	Saladin McCullough	Fresno State	9-20-1997
	27	Bobby Moore	@USC	10-9-1971
144	23	Jonathan Stewart	Oklahoma	9-16-2006
	19	Sean Burwell	Stanford	10-27-1990
143	30	Kenjon Barner	Kansas State (Fiesta)	1-3-2013
	16	Kenjon Barner	@Arizona State	10-18-2012
	28	Tony Cherry	Oregon State	11-23-1985
	34	Tony Cherry	@Washington State	8-31-1985
	17	Reggie Ogburn	@Washington State	10-27-1979
142	24	LaMichael James	Oregon State	11-26-2011
	12	Jonathan Stewart	@Arizona State	9-30-2006
141	15	Dennis Dixon	Houston	9-1-2007
	13	Mel Renfro	Rice	10-13-1962
140	22	Thomas Tyner	Oregon State	11-29-2013
	15	Ricky Whittle	Arizona State	11-5-1994
139	37	Maurice Morris	UCLA	9-23-2000
	28	Derek Loville	Washington State	11-15-1986
	26	Reggie Young	Oregon State	11-24-1979
	28	Claxton Welch	Idaho	10-19-1968
138	19	Royce Freeman	@Washington State	10-1-2016
	27	Royce Freeman	@Washington	10-17-2015
	19	Maurice Morris	@Washington State	10-27-2001
	18	Rick Kane	@California	10-12-1974
	18	Rick Kane	Oregon State	11-24-1973
	30	Claxton Welch	@Washington State	11-4-1967
137	21	Dino Philyaw	California	10-15-1994
	22	Tony Cherry	California	10-19-1985
	18	Bobby Moore	Army	11-14-1970
136	25	LaMichael James	@Washington State	10-9-2010
135	22	Royce Freeman	at Oregon State	11-29-2014
	10	Marcus Mariota	@Arizona State	10-18-2012
	15	Jeremiah Johnson	Stanford	11-8-2008

ALL-TIME 100-YARD RUSHING GAMES (BY YARDAGE)

Yards	Att	Player	Opponent	Date
134	28	LaMichael James	@Oregon State	12-4-2010
	16	LaMichael James	@Tennessee	9-11-2010
	24	Derek Loville	@Hawaii	12-3-1988
133	15	Marcus Mariota	Texas (Alamo)	12-13-2013
	19	Byron Marshall	UCLA	10-26-2013
	15	Kenjon Barner	@Oregon State	12-4-2010
	20	Saladin McCullough	UCLA	10-11-1997
132	9	Tony Brooks-James	Arizona State	10-29-2016
	18	LeGarrette Blount	Utah State	9-6-2008
	29	Terrence Whitehead	Stanford	11-2-2002
131	11	LeGarrette Blount	@Purdue	9-13-2008
	28	Jonathan Stewart	@Arizona	11-15-2007
	28	Terrence Whitehead	@Stanford	10-23-2004
	15	Onterio Smith	@Arizona	10-6-2001
	30	Derek Loville	@Washington State	9-17-1988
	19	Gary Beck	Oregon State	11-19-1977
130	23	Royce Freeman	vs. TCU (Alamo)	1-2-2016
	19	Byron Marshall	California	9-28-2013
	19	Ricky Whittle	Pacific	10-7-1995
129	20	Royce Freeman	@Utah	11-19-2016
	14	Maurice Morris	@UCLA	11-10-2001
	17	Ricky Whittle	California	11-7-1992
	20	Sean Burwell	Utah State	10-6-1990
	23	Derek Loville	@San Diego State	10-1-1988
	32	George Bennett	Oregon State	11-22-1975
128	28	De'Anthony Thomas	Nicholls	8-31-2013
	27	Don Reynolds	Arizona State	9-15-1973
126	28	LaMichael James	Arizona	11-26-2010
	12	Sean Burwell	Idaho	9-15-1990
125	13	Byron Marshall	Tennessee Tech	9-15-2012
	18	LaMichael James	@Stanford	11-7-2009
124	13	Thomas Tyner	vs. Florida State (Rose)	1-1-2015
	11	De'Anthony Thomas	@Virginia	9-7-2013
	8	Byron Marshall	Nicholls	8-31-2013
	15	Jeremiah Johnson	Washington	8-30-2008
	14	Terrence Whitehead	UCLA	11-13-2004
	35	Onterio Smith	Fresno State	9-7-2002
	28	Onterio Smith	Mississippi State	8-31-2002
	22	Sean Burwell	Texas Tech	9-19-1992
	24	Sean Burwell	@California	11-10-1990
	11	Pat Verutti	@Hawaii	11-29-1969
123	15	Kenjon Barner	USC	11-19-2011
	20	LaMichael James	UCLA	10-21-2010
	23	Reuben Droughns	Washington State	11-6-1999
	12	Saladin McCullough	@Stanford	9-27-1997
	27	Dino Philyaw	@USC	10-1-1994
122	23	Byron Marshall	@Colorado	10-5-2013
	4	Marcus Mariota	@Virginia	9-7-2013
	17	De'Anthony Thomas	@Oregon State	11-24-2012
	20	Kenjon Barner	Washington	10-6-2012
	21	Terrence Whitehead	@Arizona State	10-8-2005
	25	Terrence Whitehead	Washington	10-30-2004
	4	Mel Renfro	Idaho	9-23-1961
121	18	Royce Freeman	@UCLA	10-11-2014
	26	LaMichael James	Washington	11-6-2010
	20	Jonathan Stewart	UCLA	10-14-2006
	15	Dave Grayson	@California	10-22-1960
120	16	Tony Brooks-James	Colorado	9-24-2016
	21	Jonathan Stewart	California	9-29-2007
	8	Mel Renfro	Utah	9-29-1962
119	12	Jeremiah Johnson	Oklahoma State (Holiday)	12-30-2008
	20	Terrence Whitehead	California	11-5-2005

Yards	Att	Player	Opponent	Date
	28	Derek Loville	@UCLA	11-11-1989
	29	Tony Cherry	Washington	10-5-1985
118	21	LaMichael James	California	9-26-2009
	7	Don Reynolds	Stanford	10-21-1972
117	15	Darron Thomas	Stanford	10-2-2010
	19	LaMichael James	@Arizona	11-21-2009
	20	Jeremiah Johnson	@California	11-1-2008
	13	Herman Ho-Ching	@UTEP	9-12-1998
	18	Latin Berry	Long Beach State	10-28-1989
	31	Derek Loville	@Oregon State	11-19-1988
	18	Dwight Robertson	@Stanford	11-10-1979
115	15	Kenjon Barner	@Colorado	10-22-2011
	18	Terrence Whitehead	Idaho	9-25-2004
	21	Onterio Smith	Portland State	9-21-2002
	28	Saladin McCullough	@Washington	11-8-1997
	25	Sean Burwell	Arizona State	10-3-1992
	16	Latin Berry	@Washington State	9-17-1988
	21	Reggie Brown	@Arizona State	11-22-1980
	17	George Bell	@Oregon State	11-20-1948
114	21	Royce Freeman	vs. Arizona (Pac-12)	12-5-14
	18	Marcus Mariota	at Utah	11-8-2014
	34	Maurice Morris	Arizona	10-21-2000
	23	Saladin McCullough	Utah	10-18-1997
	11	John McKay	UC Santa Barbara	9-18-1948
113	5	Marcus Mariota	Nicholls	8-31-2013
	15	Andre Crenshaw	@Washington	10-20-2007
	18	Saladin McCullough	@USC	10-25-1997
	11	Ricky Whittle	@California	10-2-1993
	19	Ricky Whittle	UNLV	9-26-1992
	12	Mel Renfro	@Arizona	10-19-1963
112	22	Royce Freeman	vs. California	10-24-2014
	17	LeGarrette Blount	@Oregon State	11-29-2008
111	20	Royce Freeman	Stanford	11-12-2016
	7	LeGarrette Blount	UCLA	10-11-2008
	15	Jonathan Stewart	@Michigan	9-8-2007
	29	Sean Burwell	@Texas Tech	9-14-1991
	27	Derek Loville	Oregon State	11-18-1989
	29	George Bennett	@Washington State	11-1-1975
	21	George Bennett	Utah	10-25-1975
	11	Willie West	USC	10-11-1958
110	15	Royce Freeman	@Arizona State	10-29-2015
	11	Taj Griffin	@Colorado	10-3-2015
	18	Terrence Whitehead	@Oregon State	11-20-2004
	21	Maurice Morris	@Arizona	10-6-2001
	18	Reuben Droughns	Nevada	9-18-1999
	25	Bobby Moore	@Texas	10-2-1971
	21	Remene Alston Jr.	New Mexico	9-4-2010
109	15	Tony Brooks-James	@California	10-21-2016
	13	Cleveland Jones	Washington State	10-15-1960
	17	Cleveland Jones	@Utah	10-1-1960
108	21	Reuben Droughns	UTEP	9-11-1999
	15	Tony Graziani	Oregon State	11-18-1995
	17	Reggie Ogburn	@Colorado	9-8-1979
107	7	Kani Benoit	Southern Utah	9-2-2017
	11	Kenjon Barner	Washington State	10-29-2011
	28	Ricky Whittle	@Arizona	11-11-1995
	24	Bobby Moore	@UCLA	10-10-1970
106	19	Royce Freeman	@Oregon State	11-26-2016
	19	Byron Marshall	@Washington	10-12-2013
	16	Jeremiah Masoli	Oklahoma State (Holiday)	12-30-2008
	19	Vince Williams	TCU	9-23-1978
	24	Don Reynolds	Oregon State	11-24-1973

ALL-TIME 100-YARD RUSHING GAMES (BY YARDAGE)

Yards	Att	Player	Opponent	Date	Yards	Att	Player	Opponent	Date
105	16	Royce Freeman	@Stanford	11-14-2015		23	Derek Loville	Oregon State	11-21-1987
	17	Royce Freeman	Colorado	11-22-2014		12	Woodley Lewis	Washington State	10-23-1948
	19	Vince Williams	@Colorado	9-9-1978	102	7	De'Anthony Thomas	Fresno State	9-8-2012
104	9	Kenjon Barner	Colorado	10-27-2012		15	Maurice Morris	Oregon State	12-1-2001
	18	Onterio Smith	Idaho	9-14-2002		16	Vince Williams	Washington State	10-28-1978
	23	Darien Latimer	California	11-16-1996	101	7	Tony Brooks-James	California	11-7-2015
	28	Sean Burwell	BYU	9-29-1990		10	Royce Freeman	Georgia State	9-19-2015
	19	Reggie Brown	@California	10-11-1980		20	Saladin McCullough	Colorado State	9-14-1996
	14	Ed Radcliffe	@Wisconsin	9-30-1978		15	Sean Burwell	California	10-2-1993
103	3	Josh Huff	Arizona	11-26-2010		28	Jim Evenson	@Stanford	11-11-1967
	25	Jonathan Stewart	USC	10-4-2007	100	6	Kani Benoit	@Nebraska	9-17-2016
	10	Jeremiah Johnson	Arizona	11-18-2006		20	Reggie Ogburn	California	10-6-1979
					6	Reggie Young	Washington	9-22-1979	

100-YARD RUSHING TRIOS & DUOS

100-Yard Rushing Trios (1)

Nicholls, Aug. 31, 2013

De'Anthony Thomas, 128 yds, 18 att

Byron Marshall, 124 yds, 8 att

Marcus Mariota, 113 yds, 5 att

100-Yard Rushing Duos (25)**@Utah, Oct. 1, 1960**

Dave Grayson, 165 yds, 20 att

Cleveland Jones, 107 yds, 17 att

Oregon State, Nov. 24, 1973

Ricky Kane, 138 yds., 18 att

Don Reynolds, 106 yds, 24 att

@Washington State, Sept. 17, 1988

Derek Loville, 131 yds, 30 att

Latin Berry, 115 yds, 16 att

Idaho, Sept. 15, 1990

Ngalu Kelemeni, 149 yds, 17 att

Sean Burwell, 126 yds, 12 att

UNLV, Sept. 26, 1992

Sean Burwell, 153 yds, 14 att

Ricky Whittle, 113 yds, 19 att

California, Oct. 15, 1994

Ricky Whittle, 177 yds, 24 att

Dino Philyaw, 137 yds, 21 att

@Arizona, Oct. 6, 2001

Onterio Smith, 131 yds, 15 att

Maurice Morris, 110 yds, 21 att

@Washington State, Oct. 27, 2001

Onterio Smith, 285 yds, 26 att

Maurice Morris, 138 yds, 19 att

@Washington, Oct. 20, 2007

Jonathan Stewart, 251 yds, 32 att

Andre Crenshaw, 113 yds, 15 att

UCLA, Oct. 11, 2008

Jeremiah Masoli, 170 yds, 24 att

LeGarrette Blount, 111 yds, 7 att

@Oregon State, Nov. 29, 2008

Jeremiah Johnson, 219 yds, 17 att

LeGarrette Blount, 112 yds, 17 att

Oklahoma State, Dec. 30, 2008

Jeremiah Johnson, 119 yds, 12 att

Jeremiah Masoli, 106 yds, 16 att

USC, Oct. 31, 2009

LaMichael James, 183 yds, 24 att

Jeremiah Masoli, 164 yds, 13 att

New Mexico, Sept. 4, 2010

Kenjon Barner, 147 yds, 17 att

Remene Alston Jr., 110 yds, 21 att

Stanford, Oct. 2, 2010

LaMichael James, 257 yds, 31 att

Darron Thomas, 117 yds, 15 att

Arizona, Nov. 26, 2010

LaMichael James, 126 yds, 28 att

Josh Huff, 103 yds, 3 att

@Oregon State, Dec. 4, 2010

LaMichael James, 134 yds, 28 att

Kenjon Barner, 133 yds, 13 att

Wisconsin, Jan. 2, 2012

LaMichael James, 159 yds, 25 att

De'Anthony Thomas, 155 yds, 2 att

Fresno State, Sept. 8, 2012

Kenjon Barner, 201 yds, 34 att

De'Anthony Thomas, 102 yds, 7 att

@Arizona State, Oct. 18, 2012

Kenjon Barner, 143 yds, 16 att

Marcus Mariota, 135 yds, 10 att

@Oregon State, Nov. 24, 2012

Kenjon Barner, 198 yds, 28 att

De'Anthony Thomas, 122 yds, 17 att

@Virginia, Sept. 7, 2013

De'Anthony Thomas, 124 yds, 11 att

Marcus Mariota, 122 yds, 4 att

@Colorado, Oct. 3, 2015

Royce Freeman, 163 yds, 27 att

Taj Griffin, 110 yds, 11 att

California, Nov. 7, 2015

Royce Freeman, 180 yds, 29 att

Tony Brooks-James, 101 yds, 7 att

Southern Utah, Sept. 2, 2017

Royce Freeman, 150 yds, 23 att

Kani Benoit, 107 yds, 7 att

ALL-TIME 100-YARD RUSHING GAMES (BY YEAR)

2017 (3)

Royce Freeman	Nebraska	29-153
Royce Freeman	Southern Utah	23-150
Kani Benoit	Southern Utah	7-107

2016 (9)

Royce Freeman	Virginia	21-207
Royce Freeman	@Washington State	19-138
Tony Brooks-James	Arizona State	9-132
Royce Freeman	@Utah	20-129
Tony Brooks-James	Colorado	16-120
Royce Freeman	Stanford	20-111
Royce Freeman	@Oregon State	19-106
Tony Brooks-James	@California	15-109
Kani Benoit	@Nebraska	6-100

2015 (13)

Royce Freeman	Washington State	27-246
Royce Freeman	California	29-180
Royce Freeman	Eastern Washington	21-180
Royce Freeman	Oregon State	27-167
Royce Freeman	@Colorado	27-163
Royce Freeman	USC	20-147
Royce Freeman	@Washington	27-138
Royce Freeman	vs. TCU (Alamo)	26-130
Royce Freeman	@Arizona State	15-110
Taj Griffin	@Colorado	11-110
Royce Freeman	@Stanford	16-105
Royce Freeman	Georgia State	10-101
Tony Brooks-James	California	7-101

2014 (7)

Royce Freeman	Washington	29-169
Royce Freeman	@Oregon State	22-135
Thomas Tyner	vs. Florida State (Rose)	13-124
Royce Freeman	@UCLA	18-121
Royce Freeman	vs. Arizona (Pac-12)	21-114
Marcus Mariota	at Utah	18-114
Royce Freeman	vs. California	22-112
Royce Freeman	Colorado	17-105

2013 (12)

Byron Marshall	Washington State	21-192
Thomas Tyner	Oregon State	22-140
Marcus Mariota	Texas (Alamo)	15-133
Byron Marshall	UCLA	19-133
Byron Marshall	California	19-130
De'Anthony Thomas	Nicholls	18-128
De'Anthony Thomas	@Virginia	11-124
Byron Marshall	Nicholls	8-124
Byron Marshall	@Colorado	23-122
Marcus Mariota	@Virginia	4-122
Marcus Mariota	Nicholls	5-113
Byron Marshall	@Washington	19-106

2012 (12)

Kenjon Barner	@USC	38-321
Kenjon Barner	Fresno State	34-201
Kenjon Barner	@Oregon State	28-198
Kenjon Barner	vs. Washington State	20-195
Kenjon Barner	Kansas State (Fiesta)	31-143
Kenjon Barner	@Arizona State	16-143
Marcus Mariota	@Arizona State	10-135

Byron Marshall	Tennessee Tech	13-125
De'Anthony Thomas	@Oregon State	17-122
Kenjon Barner	Washington	20-122
Kenjon Barner	Colorado	9-104
De'Anthony Thomas	Fresno State	7-102

2011 (13)

LaMichael James	@Arizona	23-288
LaMichael James	California	30-239
LaMichael James	UCLA (Pac-12)	25-219
LaMichael James	Missouri State	12-204
Kenjon Barner	Arizona State	31-171
LaMichael James	Wisconsin (Rose)	25-159
LaMichael James	@Washington	25-156
De'Anthony Thomas	Wisconsin (Rose)	2-155
LaMichael James	@Stanford	20-146
LaMichael James	Oregon State	24-142
Kenjon Barner	USC	15-123
Kenjon Barner	@Colorado	10-115
Kenjon Barner	Washington State	11-107

2010 (14)

LaMichael James	Stanford	31-257
LaMichael James	@USC	36-239
LaMichael James	Portland State	14-227
Kenjon Barner	New Mexico	17-147
LaMichael James	@Washington State	25-136
LaMichael James	@Oregon State	28-134
LaMichael James	@Tennessee	16-134
Kenjon Barner	@Oregon State	15-133
LaMichael James	Arizona	28-126
LaMichael James	UCLA	20-123
LaMichael James	Washington	26-121
Darron Thomas	Stanford	15-117
Remene Alston Jr.	New Mexico	21-110
Josh Huff	Arizona	3-103

2009 (10)

LaMichael James	USC	24-183
LaMichael James	Oregon State	25-166
Jeremiah Masoli	USC	13-164
LaMichael James	@Washington	15-154
LaMichael James	Utah	27-152
LaMichael James	@UCLA	20-152
LaMichael James	Arizona State	22-150
LaMichael James	@Stanford	18-125
LaMichael James	California	21-118
LaMichael James	@Arizona	19-117

2008 (11)

Jeremiah Johnson	Washington	15-124
LeGarrette Blount	Utah State	18-132
LeGarrette Blount	@Purdue	11-131
Jeremiah Masoli	UCLA	24-170
LeGarrette Blount	UCLA	7-111
Jeremiah Johnson	@California	20-117
Jeremiah Johnson	Stanford	15-135
Jeremiah Johnson	@Oregon State	17-219
LeGarrette Blount	@Oregon State	17-112
Jeremiah Johnson	Oklahoma State (Holiday)	12-119
Jeremiah Masoli	Oklahoma State (Holiday)	16-106

ALL-TIME 100-YARD RUSHING GAMES (BY YEAR)

2007 (11)

Dennis Dixon	Houston	15-141
Jonathan Stewart	@Michigan	15-111
Jonathan Stewart	Fresno State	17-165
Jonathan Stewart	@Stanford	19-160
Jonathan Stewart	California	21-120
Jonathan Stewart	@Washington	32-251
Andre Crenshaw	@Washington	15-113
Jonathan Stewart	USC	25-103
Jonathan Stewart	@Arizona	28-131
Jonathan Stewart	Oregon State	39-163
Jonathan Stewart	South Florida (Sun)	23-253

2006 (5)

Jonathan Stewart	Stanford	22-168
Jonathan Stewart	Oklahoma	23-144
Jonathan Stewart	@Arizona State	12-142
Jonathan Stewart	UCLA	20-121
Jonathan Stewart	Washington	25-159

2005 (2)

Terrence Whitehead	@Arizona State	21-122
Terrence Whitehead	California	20-199

2004 (6)

Terrence Whitehead	@Washington State	22-166
Terrence Whitehead	@Stanford	28-131
Terrence Whitehead	UCLA	14-124
Terrence Whitehead	Washington	25-122
Terrence Whitehead	Idaho	18-115
Terrence Whitehead	Oregon State	18-110

2003 (1)

Terrence Whitehead	Stanford	23-172
--------------------	----------	--------

2002 (8)

Onterio Smith	Arizona State	27-172
Onterio Smith	@UCLA	25-152
Onterio Smith	@Arizona	28-145
Terrence Whitehead	Stanford	29-132
Onterio Smith	Mississippi State	28-124
Onterio Smith	Fresno State	35-124
Onterio Smith	Portland State	21-115
Onterio Smith	Idaho	18-104

2001 (8)

Onterio Smith	@Washington State	26-285
Maurice Morris	@Utah State	22-175
Onterio Smith	Arizona State	36-152
Maurice Morris	@Washington State	19-138
Onterio Smith	@Arizona	15-131
Maurice Morris	@UCLA	14-129
Maurice Morris	@Arizona	21-110
Maurice Morris	Oregon State	15-102

2000 (4)

Maurice Morris	Nevada	20-166
Maurice Morris	Washington	31-152

Maurice Morris	UCLA	37-139
Maurice Morris	Arizona	34-114

1999 (6)

Reuben Droughns	@Arizona	45-207
Reuben Droughns	Oregon State	38-197
Reuben Droughns	Arizona State	37-188
Reuben Droughns	Washington State	23-123
Reuben Droughns	Nevada	18-110
Reuben Droughns	UTEP	21-108

1998 (5)

Reuben Droughns	@Washington State	39-217
Reuben Droughns	Stanford	22-214
Reuben Droughns	Michigan State	17-202
Reuben Droughns	@UCLA	25-172
Herman Ho-Ching	@UTEP	13-117

1997 (8)

Saladin McCullough	Oregon State	36-156
Saladin McCullough	Air Force (Las Vegas)	17-150
Saladin McCullough	Fresno State	26-145
Saladin McCullough	UCLA	20-133
Saladin McCullough	@Stanford	12-123
Saladin McCullough	@Washington	28-115
Saladin McCullough	Utah	23-114
Saladin McCullough	@USC	18-113

1996 (4)

Saladin McCullough	Arizona	25-223
Saladin McCullough	@Oregon State	28-146
Darien Latimer	California	23-104
Saladin McCullough	Colorado State	20-101

1995 (4)

Ricky Whittle	@California	27-161
Ricky Whittle	@Utah	30-160
Ricky Whittle	Pacific	19-130
Ricky Whittle	@Arizona	28-107

1994 (4)

Ricky Whittle	California	24-177
Ricky Whittle	Arizona State	15-140
Dino Philyaw	California	21-137
Dino Philyaw	@USC	27-123

1993 (2)

Ricky Whittle	@California	11-113
Sean Burwell	@California	15-101

1992 (5)

Sean Burwell	UNLV	14-153
Ricky Whittle	California	17-129
Sean Burwell	Texas Tech	22-124
Sean Burwell	Arizona State	25-115
Ricky Whittle	UNLV	19-113

1991 (2)

Sean Burwell	Washington State	30-189
Sean Burwell	@Texas Tech	29-111

ALL-TIME 100-YARD RUSHING GAMES (BY YEAR)

1990 (6)

Ngalu Kelemen	Idaho	17-149
Sean Burwell	Stanford	19-144
Sean Burwell	Utah State	20-129
Sean Burwell	Idaho	12-126
Sean Burwell	@California	24-124
Sean Burwell	BYU	28-104

1989 (5)

Derek Loville	@Arizona State	30-203
Latin Berry	California	15-152
Derek Loville	UCLA	28-119
Latin Berry	Long Beach State	18-117
Derek Loville	Oregon State	7-111

1988 (7)

Derek Loville	Idaho State	23-215
Derek Loville	Long Beach State	22-154
Derek Loville	@Hawaii	24-134
Derek Loville	@Washington State	30-131
Derek Loville	@San Diego State	23-129
Derek Loville	@Oregon State	31-117
Latin Berry	@Washington State	16-115

1987 (1)

Derek Loville	Oregon State	23-103
---------------	--------------	--------

1986 (1)

Derek Loville	Washington State	28-139
---------------	------------------	--------

1985 (5)

Tony Cherry	Stanford	27-227
Tony Cherry	Oregon State	8-143
Tony Cherry	@Washington State	28-143
Tony Cherry	California	22-137
Tony Cherry	Washington	29-119

1980 (4)

Reggie Ogburn	@Oregon State	14-173
Reggie Brown	Stanford	21-149
Reggie Brown	@Arizona State	21-115
Reggie Brown	@California	19-104

1979 (6)

Reggie Ogburn	@Washington State	17-143
Reggie Young	Oregon State	26-139
Dwight Robertson	@Stanford	18-117
Reggie Ogburn	@Colorado	17-108
Reggie Ogburn	California	20-100
Reggie Young	Washington	6-100

1978 (4)

Vince Williams	TCU	19-106
Vince Williams	@Colorado	19-105
Ed Radcliffe	@Wisconsin	14-104
Vince Williams	Washington State	16-102

1977 (1)

Gary Beck	Oregon State	19-131
-----------	--------------	--------

1975 (3)

George Bennett	Oregon State	32-129
George Bennett	Utah	21-111
George Bennett	@Washington State	29-111

1974 (2)

Don Reynolds	@Northwestern	23-196
Rick Kane	@California	18-138

1973 (5)

Don Reynolds	Utah	31-179
Don Reynolds	California	29-178
Rick Kane	Oregon State	18-138
Don Reynolds	Arizona State	27-128
Don Reynolds	Oregon State	24-106

1972 (1)

Don Reynolds	Stanford	7-118
--------------	----------	-------

1971 (6)

Bobby Moore	Utah	27-249
Bobby Moore	Washington	21-191
Bobby Moore	@Washington State	36-161
Bobby Moore	@Stanford	29-150
Bobby Moore	@USC	27-145
Bobby Moore	@Texas	25-110

1970 (4)

Bobby Moore	Washington State	25-183
Bobby Moore	USC	38-168
Bobby Moore	Army	18-137
Bobby Moore	@UCLA	24-107

1969 (2)

Rocky Pamplin	@Utah	18-150
Pat Verutti	@Hawaii	11-124

1968 (1)

Claxton Welch	Idaho	28-139
---------------	-------	--------

1967 (2)

Claxton Welch	@Washington State	30-138
Jim Evenson	@Stanford	28-101

1965 (1)

Dick Winn	Idaho	25-159
-----------	-------	--------

1963 (1)

Mel Renfro	@Arizona	12-113
------------	----------	--------

1962 (2)

Mel Renfro	Rice	13-141
Mel Renfro	Utah	8-120

1961 (1)

Mel Renfro	Idaho	4-122
------------	-------	-------

1960 (4)

Dave Grayson	@Utah	20-165
Dave Grayson	@California	15-121
Cleveland Jones	@Utah	17-109
Cleveland Jones	Washington State	13-109

1958 (1)

Willie West	USC	11-111
-------------	-----	--------

1957 (1)

Jack Morris	USC	15-212
-------------	-----	--------

1948 (4)

John McKay	@Idaho	21-154
George Bell	@Oregon State	17-115
John McKay	UC-Santa Barbara	11-114
Woodley Lewis	Washington State	12-103

CAREER 100-YARD RUSHING GAMES

LaMichael James - 26

Yds	Att	Opponent	Year
288	23	@Arizona	2011
257	31	Stanford	2010
239	30	California	2011
239	36	@USC	2010
227	14	Portland State	2010
219	25	vs. UCLA (Pac-12)	2011
204	12	Missouri State	2011
183	24	USC	2009
166	25	Oregon State	2009
159	25	vs. Wisconsin (Rose)	2011
156	25	@Washington	2011
154	15	@Washington	2009
152	20	@UCLA	2009
152	27	Utah	2009
150	22	Arizona State	2009
146	20	@Stanford	2011
142	24	Oregon State	2011
136	25	@Washington State	2010
134	28	@Oregon State	2010
134	16	@Tennessee	2010
126	28	Arizona	2010
125	18	@Stanford	2009
123	20	UCLA	2010
121	26	Washington	2010
118	21	California	2009
117	19	@Arizona	2009

Royce Freeman - 24

Yds	Att	Opponent	Year
246	27	Washington State	2015
207	21	Virginia	2016
180	29	California	2015
180	21	Eastern Washington	2015
169	29	Washington	2014
167	27	Oregon State	2015
163	27	@Colorado	2015
153	29	Nebraska	2017
150	23	Southern Utah	2017
147	20	USC	2015
138	19	@Washington State	2016
138	27	@Washington	2015
135	22	@Oregon State	2014
130	26	vs. TCU (Alamo)	2015
129	20	@Utah	2016
121	18	@UCLA	2014
114	21	vs. Arizona	2014
112	22	vs. California	2014
111	20	Stanford	2016
110	15	@Arizona State	2015
106	19	@Oregon State	2016
105	16	@Stanford	2015
105	17	Colorado	2014
101	10	Georgia State	2015

Kenjon Barner - 14

Yds	Att	Opponent	Year
321	38	@USC	2012
201	34	Fresno State	2012
198	28	@Oregon State	2012
195	20	vs. Washington State	2012
171	31	Arizona State	2011

147	17	New Mexico	2010
143	31	vs. Kansas State (Fiesta)	2012
143	16	@Arizona State	2012
133	15	@Oregon State	2010
123	15	USC	2011
122	20	Washington	2012
115	10	@Colorado	2011
107	11	Washington State	2011
104	9	Colorado	2012

Jonathan Stewart - 14

Yds	Att	Opponent	Year
253	23	vs. South Florida (Sun)	2007
251	32	@Washington	2007
168	22	Stanford	2006
165	17	Fresno State	2007
163	39	Oregon State	2007
160	19	@Stanford	2007
159	25	Washington	2006
144	23	Oklahoma	2006
142	12	@Arizona State	2006
131	28	@Arizona	2007
121	20	UCLA	2006
120	21	California	2007
111	15	@Michigan	2007
103	25	USC	2007

Saladin McCullough - 11

Yds	Att	Opponent	Year
223	25	Arizona	1996
156	36	Oregon State	1997
150	17	vs. Air Force (Las Vegas)	1997
146	28	@Oregon State	1996
145	26	Fresno State	1997
133	20	UCLA	1997
123	12	@Stanford	1997
115	28	@Washington	1997
114	23	Utah	1997
113	18	@USC	1997
101	20	Colorado State	1996

Sean Burwell - 11

Yds	Att	Opponent	Year
189	30	Washington State	1991
153	14	UNLV	1992
144	19	Stanford	1990
129	20	Utah State	1990
126	12	Idaho	1990
124	22	Texas Tech	1992
124	24	@California	1990
115	25	Arizona State	1992
111	29	@Texas Tech	1991
104	28	BYU	1990
101	15	California	1993

Derek Loville - 11

Yds	Att	Opponent	Year
215	23	Idaho State	1988
203	30	@Arizona State	1989
154	22	Long Beach State	1988
139	28	Washington State	1986
134	24	@Hawaii	1988
131	30	@Washington State	1988

129	23	@San Diego State	1988
119	28	@UCLA	1989
117	31	@Oregon State	1988
111	27	Oregon State	1989
103	23	Oregon State	1987

Terrence Whitehead - 10

Yds	Att	Opponent	Year
172	23	Stanford	2003
166	22	@Washington State	2004
132	29	Stanford	2002
131	28	@Stanford	2004
124	14	UCLA	2004
122	21	@Arizona State	2005
122	25	Washington	2004
119	20	California	2005
115	18	Idaho	2004
110	18	Oregon State	2004

Onterio Smith - 10

Yds	Att	Opponent	Year
285	26	@Washington State	2001
172	27	Arizona State	2002
152	25	@UCLA	2002
152	36	Arizona State	2001
145	28	@Arizona	2002
131	15	@Arizona	2001
124	35	Fresno State	2002
124	28	Mississippi State	2002
115	21	Portland State	2002
104	18	Idaho	2002

Reuben Droughns - 10

Yds	Att	Opponent	Year
217	39	@Washington State	1998
214	22	Stanford	1998
207	45	@Arizona	1999
202	17	Michigan State	1998
197	38	Oregon State	1999
188	37	Arizona State	1999
172	25	@UCLA	1998
123	23	Washington State	1999
110	18	Nevada	1999
108	21	UTEP	1999

Bobby Moore - 10

Yds	Att	Opponent	Year
249	27	Utah	1971
191	21	Washington	1971
183	25	Washington State	1970
168	38	USC	1970
161	36	@Washington State	1971
150	29	@Stanford	1971
145	27	@USC	1971
137	18	Army	1970
110	25	@Texas	1971

CAREER 100-YARD RUSHING GAMES

107	24	@UCLA	1970
-----	----	-------	------

Maurice Morris - 9

Yds	Att	Opponent	Year
175	22	@Utah State	2001
166	20	Nevada	2000
152	31	Washington	2000
139	37	UCLA	2000
138	19	@Washington State	2001
129	14	@UCLA	2001
114	34	Arizona	2000
110	21	@Arizona	2001
102	15	Oregon State	2001

Ricky Whittle - 9

Yds	Att	Opponent	Year
177	24	California	1994
161	27	@California	1995
160	30	@Utah	1995
140	15	Arizona State	1994
130	19	Pacific	1995
129	17	California	1992
113	11	@California	1993
113	19	UNLV	1992
107	28	@Arizona	1995

Byron Marshall - 7

Yds	Att	Opponent	Year
192	21	Washington State	2013
133	19	UCLA	2013
130	19	California	2013
125	13	Tennessee Tech	2012
124	8	Nicholls	2013
122	23	@Colorado	2013
106	19	@Washington	2013

Jeremiah Johnson - 6

Yds	Att	Opponent	Year
219	17	@Oregon State	2008
135	15	Stanford	2008
124	15	Washington	2008
119	12	vs. Oklahoma State (Holiday)	2008
117	20	California	2008
103	10	Arizona	2006

Don Reynolds - 6

Yds	Att	Opponent	Year
196	23	@Northwestern	1974
179	31	Utah	1973
178	29	California	1973
128	27	Arizona State	1973
118	7	Stanford	1972
106	24	Oregon State	1973

Marcus Mariota - 5

Yds	Att	Opponent	Year
135	10	@Arizona State	2012
133	15	vs. Texas (Alamo)	2013
122	4	@Virginia	2013
114	18	@Utah	2014

113	5	Nicholls	2013
-----	---	----------	------

De'Anthony Thomas - 5

Yds	Att	Opponent	Year
155	2	vs. Wisconsin (Rose)	2011
128	18	Nicholls	2013
124	11	@Virginia	2013
122	17	@Oregon State	2012
102	7	Fresno State	2012

Tony Cherry - 5

Yds	Att	Opponent	Year
227	27	Stanford	1985
143	28	Oregon State	1985
143	34	@Washington State	1985
137	22	California	1985
119	29	Washington	1985

Tony Brooks-James - 4

Yds	Att	Opponent	Year
132	9	Arizona State	2016
120	16	Colorado	2016
109	15	at California	2016
101	7	California	2015

LeGarrette Blount - 4

Yds	Att	Opponent	Year
132	18	Utah State	2008
131	11	@Purdue	2008
112	17	@Oregon State	2008
111	7	UCLA	2008

Reggie Ogburn - 4

Yds	Att	Opponent	Year
173	14	@Oregon State	1980
143	17	@Washington State	1979
108	17	@Colorado	1979
100	20	California	1979

Mel Renfro - 4

Yds	Att	Opponent	Year
141	13	Rice	1962
122	4	Idaho	1961
120	8	Utah	1962
113	12	@Arizona	1963

Jeremiah Masoli - 3

Yds	Att	Opponent	Year
170	24	UCLA	2008
164	13	USC	2009
106	16	vs. Oklahoma State (Holiday)	2008

Latin Berry - 3

Yds	Att	Opponent	Year
152	15	California	1989
117	18	Long Beach State	1989
115	16	@Washington State	1988

Reggie Brown - 3

Yds	Att	Opponent	Year
149	21	Stanford	1980
115	21	@Arizona State	1980

104	19	@California	1980
-----	----	-------------	------

Vince Williams - 3

Yds	Att	Opponent	Year
106	19	TCU	1978
105	19	@Colorado	1978
102	16	Washington State	1978

George Bennett - 3

Yds	Att	Opponent	Year
129	32	Oregon State	1975
111	21	Utah	1975
111	29	@Washington State	1975

Kani Benoit - 2

Yds	Att	Opponent	Year
107	7	Southern Utah	2017
100	6	@Nebraska	2016

Thomas Tyner - 2

Yds	Att	Opponent	Year
140	22	Oregon State	2013
124	13	vs. Florida State (Rose)	2014

Dino Philyaw - 2

Yds	Att	Opponent	Year
137	21	California	1994
123	37	@USC	1994

Reggie Young - 2

Yds	Att	Opponent	Year
139	26	Oregon State	1979
100	6	Washington	1979

Rick Kane - 2

Yds	Att	Opponent	Year
138	18	@California	1974
138	18	Oregon State	1973

Claxton Welch - 2

Yds	Att	Opponent	Year
139	28	Idaho	1968
138	30	@Washington State	1967

Dave Grayson - 2

Yds	Att	Opponent	Year
165	20	@Utah	1960
121	15	@California	1960

Cleveland Jones - 2

Yds	Att	Opponent	Year
109	17	@Utah	1960
109	13	Washington State	1960

John McKay - 2

Yds	Att	Opponent	Year
154	21	@Idaho	1948
114	11	UC Santa Barbara	1948

ALL-TIME 1,000-YARD RUSHING SEASONS (22)

Bobby Moore - 1971

Date	Opponent	Att.	Yds	TD
S11	@Nebraska	15	53	1
S18	Utah	27	249	0
S25	@Stanford	29	150	0
O2	@Texas	25	110	0
O9	@USC	27	145	1
O16	Washington	21	191	1
O23	San Jose State	25	69	1
O30	@Washington State	36	161	2
N6	@Air Force	22	94	1
N13	California	22	79	0
N20	Oregon State		DNP	
TOTAL		249	1,211	7

Don Reynolds - 1973

Date	Opponent	Att.	Yds	TD
S15	Arizona State	27	128	0
S22	@Air Force	17	84	1
S29	Utah	31	179	1
O6	@Michigan	23	61	0
O13	California	29	178	2
O20	@USC	18	74	0
O27	Washington	16	59	2
N3	@Washington State	13	39	0
N10	UCLA	15	51	0
N17	@Stanford	13	43	0
N24	Oregon State	24	106	0
TOTAL		226	1,002	6

Tony Cherry - 1985

Date	Opponent	Att.	Yds	TD
A31	@Washington State	34	143	1
S14	@Colorado	20	60	1
S21	Stanford	27	227	3
S28	@Nebraska	12	55	0
O5	Washington	29	119	0
O19	California	22	137	2
O26	@San Diego State	13	36	1
N2	San Jose State		DNP	
N16	@Arizona	13	40	0
N23	Oregon State	28	143	1
N29	vs. USC (Tokyo)	13	46	0
TOTAL		211	1,006	9

Derek Loville - 1988

Date	Opponent	Att.	Yds	TD
S10	Long Beach State	22	154	2
S17	@Washington State	29	131	0
S24	Stanford	28	96	0
O1	@San Diego State	23	129	3
O8	@USC	16	26	1
O15	Idaho State	23	215	4
O22	Washington	17	65	1
O29	Arizona State	25	83	1
N5	UCLA	16	44	0
N12	@Arizona	11	8	0
N19	@Oregon State	31	117	1
D3	@Hawaii	24	134	0
TOTAL		265	1,202	13

Ricky Whittle - 1995

Date	Opponent	Att.	Yds	TD
S2	@Utah	30	160	1
S9	Illinois	24	89	3
S16	@UCLA	22	70	1
S23	Stanford	21	72	1
O7	Pacific	19	130	1
O14	@California	27	161	2
O21	Washington State	17	13	0
O28	Arizona State	23	57	1
N4	@Washington	15	62	1
N11	@Arizona	28	107	1
N18	Oregon State	22	50	0
J1	Colorado (Cotton)	12	50	0
TOTAL		260	1,021	12

Saladin McCullough - 1997

Date	Opponent	Att.	Yds	TD
S4	Arizona	21	63	0
S13	@Nevada	22	88	1
S20	Fresno State	26	145	1
S27	@Stanford	12	123	0
O4	Washington State	21	74	0
O11	UCLA	20	133	1
O18	Utah	23	114	1
O25	@USC	18	113	1
N8	@Washington	28	115	1
N15	@Arizona State	23	69	1
N22	Oregon State	36	156	1
D20	Air Force (Las Vegas)	17	150	1
TOTAL		267	1,343	9

Reuben Droughns - 1999

Date	Opponent	Att.	Yds	TD
S2	@Michigan State	23	59	0
S11	Texas-El Paso	21	108	1
S18	Nevada	18	110	3
S25	USC	8	23	0
O2	@Washington		DNP	
O9	@UCLA	11	43	1
O23	@Arizona	45	202	2
O30	Arizona State	37	188	0
N6	Washington State	23	123	1
N13	@California	32	86	0
N20	Oregon State	38	197	1
D31	Minnesota (Sun)	21	95	0
TOTAL		277	1,234	9

Maurice Morris - 2000

Date	Opponent	Att.	Yds	TD
S2	Nevada	20	166	1
S9	@Wisconsin	20	92	1
S16	Idaho	14	76	2
S23	UCLA	37	139	2
S30	Washington	31	152	0
O14	@USC	32	85	0
O21	Arizona	34	114	0
O28	@Arizona State	20	91	1
N4	@Washington State	11	48	1
N11	California	22	46	0
N18	@Oregon State	19	97	1
D29	Texas (Holiday)	26	82	0
TOTAL		286	1,188	8

Maurice Morris - 2001

Date	Opponent	Att.	Yds	TD
S1	Wisconsin	14	17	0
S8	Utah	12	59	1
S22	USC	15	86	0
S29	@Utah State	22	175	1
O6	@Arizona	21	110	1
O13	@California	22	81	2
O20	Stanford	15	63	1
O27	@Washington State	19	138	0
N3	Arizona State		DNP	
N10	@UCLA	14	129	1
D1	Oregon State	15	102	1
J1	Colorado (Fiesta)	11	89	1
TOTAL		180	1,049	9

Onterio Smith - 2001

Date	Opponent	Att.	Yds	TD
S1	Wisconsin	8	88	0
S8	Utah	11	45	0
S22	USC	3	-6	0
S29	@Utah State	15	98	1
O6	@Arizona	15	131	2
O13	@California	17	78	1
O20	Stanford	7	62	0
O27	@Washington State	26	285	3
N3	Arizona State	36	152	0
N10	@UCLA	12	44	0
D1	Oregon State	11	30	0
J1	Colorado (Fiesta)	14	51	0
TOTAL		175	1,058	7

Onterio Smith - 2002

Date	Opponent	Att.	Yds	TD
A31	Mississippi State	28	124	0
S7	Fresno State	35	124	2
S14	Idaho	18	104	3
S21	Portland State	21	115	2
O5	@Arizona	28	145	2
O12	@UCLA	25	152	0
O19	Arizona State	27	172	3
O26	USC	19	79	0
N2	Stanford		DNP	
N9	@Washington State	25	64	0
N16	Washington		DNP	
N23	@Oregon State		DNP	
D30	Wake Forest (Seattle)	18	62	0
TOTAL		244	1,141	12

Terrence Whitehead - 2004

Date	Opponent	Att.	Yds	TD
S11	Indiana	9	41	0
S18	@Oklahoma	13	66	0
S25	Idaho	18	115	1
O2	Arizona State	23	98	0
O9	@Washington State	22	166	0
O16	Arizona	15	74	3
O23	@Stanford	28	131	1
O30	Washington	25	122	1
N6	@California	15	91	0
N13	UCLA	14	124	0
N20	@Oregon State	18	110	0
TOTAL		200	1,144	6

ALL-TIME 1000-YARD RUSHING SEASONS (22)

Jonathan Stewart - 2007

Date	Opponent	Att.	Yds	TD
S1	Houston	14	67	0
S8	@Michigan	15	111	1
S15	Fresno State	17	165	2
S22	@Stanford	19	160	1
S29	California	21	120	1
O13	Washington State	13	66	0
O20	@Washington	32	251	2
O27	USC	25	103	2
N3	Arizona State	21	99	1
N15	@Arizona	28	131	1
N24	@UCLA	13	33	0
D1	Oregon State	39	163	0
D31	South Florida (Sun)	23	253	1
TOTAL		280	1,722	11

Jeremiah Johnson - 2008

Date	Opponent	Att.	Yds	TD
A30	Washington	15	124	2
S6	Utah State	1	37	0
S13	@Purdue	17	96	0
S20	Boise State	22	94	1
S27	@Washington State	10	89	3
O4	@USC	13	45	1
O11	UCLA	11	30	0
O25	@Arizona State	9	58	2
N1	@California	20	117	1
N8	Stanford	15	135	1
N15	Arizona	6	38	0
N29	@Oregon State	17	219	1
D30	Oklahoma State (Holiday)	12	119	1
TOTAL		168	1,201	13

LeGarrette Blount - 2008

Date	Opponent	Att.	Yds	TD
A30	Washington	4	21	0
S6	Utah State	18	132	2
S13	@Purdue	11	131	2
S20	Boise State	18	99	1
S27	@Washington State	15	98	3
O4	@USC	9	0	0
O11	UCLA	7	111	2
O25	@Arizona State	8	58	2
N1	@California	4	1	0
N8	Stanford	10	90	2
N15	Arizona	9	75	1
N29	at Oregon State	17	112	1
D30	Oklahoma State (Holiday)	7	74	1
TOTAL		137	1,002	17

LaMichael James - 2009

Date	Opponent	Att.	Yds	TD
S3	@Boise State	2	22	0
S12	Purdue	9	56	0
S19	Utah	27	152	1
S26	California	21	118	1
O3	Washington State	13	81	2
O10	@UCLA	20	152	0
O24	@Washington	15	154	2
O31	USC	24	183	1
N7	@Stanford	18	125	1
N14	Arizona State	22	150	3
N21	@Arizona	19	117	0
D3	Oregon State	25	166	3
J1	Ohio State (Rose)	15	70	0
TOTAL		230	1,546	14

LaMichael James - 2010

Date	Opponent	Att.	Yds	TD
S4	New Mexico		DNP	
S11	@Tennessee	16	134	1
S18	Portland State	14	227	2
S25	@Arizona State	28	94	1
O2	Stanford	31	257	3
O9	@Washington State	25	136	2
O21	UCLA	20	123	2
O30	@USC	36	239	3
N6	Washington	26	121	3
N13	@California	29	91	0
N26	Arizona	28	126	2
D4	@Oregon State	28	134	2
J10	Auburn (BCS)	13	49	0
TOTAL		294	1,731	21

LaMichael James - 2011

Date	Opponent	Att.	Yds	TD
S3	vs. LSU	18	54	1
S10	Nevada	12	67	1
S17	Missouri State	12	204	3
S24	@Arizona	23	288	2
O6	California	30	239	1
O15	Arizona State		DNP	
O22	@Colorado		DNP	
O29	Washington State	13	53	0
N5	@Washington	25	156	1
N12	@Stanford	20	146	3
N19	USC	20	78	1
N26	Oregon State	24	142	1
D2	UCLA##	25	219	3
J2	Wisconsin (Rose)	25	159	1
TOTAL		247	1,805	18

Kenjon Barner - 2012

Date	Opponent	Att.	Yds	TD
S1	Arkansas State	9	66	2
S8	Fresno State	34	201	3
S15	Tennessee Tech	13	57	1
S22	Arizona	20	86	0
S29	vs. Washington State	20	195	3
O6	Washington	20	122	0
O18	@Arizona State	16	143	3
O27	Colorado	9	104	2
N3	@USC	38	321	5
N10	@California	20	65	0
N17	Stanford	21	66	0
N24	@Oregon State	28	198	2
J3	Kansas State (Fiesta)	30	143	0
TOTAL		278	1,767	21

BYRON MARSHALL - 2013

Date	Opponent	Att.	Yds	TD
A31	Nicholls	8	124	1
S7	@Virginia	15	31	0
S14	Tennessee	6	41	1
S28	California	19	130	2
O5	@Colorado	23	122	0
O12	@Washington	19	106	2
O19	Washington State	21	192	3
O26	UCLA	19	133	3
N7	@Stanford	11	46	0
N16	Utah	11	66	2
N23	at Arizona	3	4	0
N29	Oregon State		DNP	
D30	Texas (Alamo)	13	43	0
TOTAL		168	1,038	14

Royce Freeman - 2014

Date	Opponent	Att.	Yds	TD
A30	South Dakota	10	75	2
S6	Michigan State	13	89	2
S13	Wyoming	5	22	1
S20	@Washington State	20	75	0
O2	Arizona	19	85	0
O11	@UCLA	18	121	2
O18	Washington	29	169	4
O24	vs. California	22	112	2
N1	Stanford	19	98	0
N8	@Utah	15	99	1
N22	Colorado	17	105	2
N29	@Oregon State	22	135	0
D5	vs. Arizona##	21	114	0
J1	vs. Florida State (Rose)	12	44	2
J12	vs. Ohio State (CFP)	10	25	0
TOTAL		252	1,365	18

Royce Freeman - 2015

Date	Opponent	Att.	Yds	TD
S5	Eastern Washington	21	180	3
S12	@Michigan State	24	92	1
S19	Georgia State	10	101	1
S26	Utah	14	77	0
O3	@Colorado	27	163	2
O10	Washington State	27	163	2
O17	@Washington	27	138	0
O29	@Arizona State	15	110	2
N7	California	29	180	0
N14	@Stanford	16	105	1
N21	USC	20	147	0
N27	Oregon State	27	167	2
J2	vs. TCU (Alamo)	26	130	3
TOTAL		283	1,836	17

ALL-TIME 100-YARD RECEIVING GAMES (BY YARDAGE)

Yds	Rec	Player	Opponent	Date
242	9	Tony Hartley	Washington	11-7-1998
234	11	Derrick Deadwiler	@California	10-2-1993
230	11	Cristin McLemore	Stanford	11-13-1993
225	10	Bob Newland	@Illinois	9-19-1970
214	6	Blake Spence	Utah	10-18-1997
200	16	Samie Parker	Minnesota (Sun)	12-31-2003
199	6	Pat Johnson	Oregon State	11-22-1997
196	6	Marshaun Tucker	@Wisconsin	9-9-2000
186	9	Josh Huff	Oregon State	11-29-2013
180	10	Josh Wilcox	Colorado State	9-14-1996
179	8	Pat Johnson	@Stanford	9-27-1997
177	9	Jaison Williams	Oklahoma	9-16-2006
	8	Damon Griffin	@Arizona State	9-28-1996
176	11	Cristin McLemore	Stanford	9-23-1995
175	9	Demetrius Williams	Washington State	9-27-2003
169	5	Pat Johnson	Air Force (Las Vegas)	12-20-1997
168	6	Demetrius Williams	@Stanford	10-1-2005
167	4	Damon Griffin	@Washington State	10-10-1998
165	7	Darren Carrington	vs. Florida State (Rose)	1-1-2015
164	7	Lew Barnes	Washington State	10-27-1984
163	9	Jaison Williams	@Washington State	10-21-2006
162	7	Samie Parker	Nevada	9-6-2003
	9	Samie Parker	Colorado (Fiesta)	1-1-2002
161	9	Samie Parker	Fresno State	9-7-2002
160	6	Samie Parker	@Arizona	10-6-2001
158	5	Bralon Addison	@Colorado	10-5-2013
	8	Lavasier Tuinei	Wisconsin (Rose)	1-2-2012
157	8	Bralon Addison	@Washington	10-12-2013
155	9	Cristin McLemore	@Washington	11-4-1995
153	11	Bob Newland	Air Force	11-7-1970
	9	Demetrius Williams	Arizona	10-16-2004
152	9	Keenan Howry	Stanford	10-20-2001
	8	Tim Day	@Washington State	10-9-2004
151	11	Greg Bauer	Stanford	11-13-1976
150	7	Jibri Hodge	Nevada	9-7-1996
148	11	Ed Dickson	California	9-26-2009
	7	Donald Haynes	Colorado (Aloha)	12-25-1998
147	7	Keenan Howry	USC	10-26-2002
	5	Cristin McLemore	Illinois	9-9-1995
146	8	Damon Griffin	Colorado (Aloha)	12-25-1998
145	8	Jeff Maehl	@USC	10-30-2010
	8	Tony Hargain	@Washington	10-14-1989
143	8	Bob Palm	Washington	10-27-1973
	6	Bob Newland	Washington State	10-3-1970
	7	Bob Newland	California	9-12-1970
142	8	Devon Allen	@Washington State	9-20-2014
	4	Keenan Howry	@Oregon State	11-23-2002
	9	Marshaun Tucker	@Washington State	11-4-2000
141	4	Devon Allen	Virginia	9-10-2016
	4	Steve Bunker	@Utah	9-25-1965
139	5	Demetrius Williams	@Arizona	9-13-2003
	7	Rod Green	Arizona State	10-11-1986
138	7	Bralon Addison	@Michigan State	9-12-15
	8	Byron Marshall	South Dakota	8-30-2014
	6	Jeff Maehl	Oregon State	12-3-2009
	11	Marshaun Tucker	@Arizona State	10-28-2000
137	10	Jaison Williams	@Arizona State	9-30-2006
	6	Terry Obee	@Arizona	11-12-1988
136	8	Cameron Colvin	@Stanford	9-22-2007
	7	Joe Reitzug	@BYU	11-4-1989
135	6	Demetrius Williams	@Mississippi State	8-30-2003
	6	Tony Hartley	@Arizona	10-23-1999

Yds	Rec	Player	Opponent	Date
11		Josh Wilcox	Penn State (Rose)	1-2-1995
133	4	Byron Marshall	vs. California	10-24-2014
	9	Jeff Maehl	Auburn (BCS)	1-10-2011
	9	Demetrius Williams	@Houston	9-1-2005
	10	Damon Griffin	@Oregon State	11-21-1998
	4	Terry Obee	Washington	10-3-1987
131	6	Byron Marshall	@Oregon State	11-29-2014
	7	Bobby Moore	@UCLA	10-10-1970
	7	Roger Smith	Colorado	9-23-1967
130	6	Russ Francis	@Air Force	9-22-1973
129	7	Pharoah Brown	Arizona State	10-29-2016
	9	Bobby Moore	Army	11-8-1969
	5	Demetrius Williams	Indiana	9-11-2004
128	8	Samie Parker	@Mississippi State	8-30-2003
	7	Pat Johnson	@Stanford	11-12-1994
	4	Lew Barnes	@Arizona	10-6-1984
127	9	Blake Spence	Fresno State	9-20-1997
	9	Greg Specht	@UCLA	9-29-1972
	5	Steve Bunker	Oregon State	11-20-1965
126	7	Darren Carrington	vs. Arizona (Pac-12)	12-5-2014
	9	Keenan Howry	Arizona State	11-3-2001
	8	Keenan Howry	@USC	10-14-2000
	8	Leland Glass	San Jose State	10-23-1971
	12	Demetrius Williams	@Washington State	10-9-2004
125	5	Darren Carrington	@Washington	10-17-2015
	6	Josh Huff	Tennessee	9-14-2013
	6	Josh Huff	@USC	11-3-2012
	8	Terence Scott	Oklahoma State (Holiday)	12-30-2008
	4	Keenan Howry	@Arizona State	10-28-2000
	5	Anthony Jones	@UCLA	11-16-1991
124	4	Lew Barnes	Houston	9-24-1983
	9	Willy Tate	@Arizona State	10-16-1993
123	5	Demetrius Williams	@Arizona	10-22-2005
	8	Greg Bauer	@Stanford	11-15-1975
	6	Keenan Howry	@UCLA	10-9-1999
121	5	Johnny Mundt	Tennessee	9-14-2013
	7	Cristin McLemore	Arizona State	11-5-1994
	6	Joe Reitzug	Tulsa (Independence)	12-16-1989
	4	Bob Palm	Washington State	11-2-1974
	NA	Darrell Robinson	Colorado	10-15-1949
120	8	Jaison Williams	@Arizona	11-15-2007
	7	Steve Bunker	BYU	10-2-1965
119	10	Jeff Maehl	@Washington State	10-9-2010
	3	Terry Obee	@San Diego State	10-1-1988
	8	Andy Maurer	Army	11-8-1969
118	5	Josh Huff	Nicholls	8-31-2013
	8	Samie Parker	Stanford	10-25-2003
	6	Marshaun Tucker	California	11-11-2000
	6	Tony Hartley	USC	10-24-1998
	5	Damon Griffin	Stanford	9-26-1998
	8	Pat Johnson	@Nevada	9-13-1997
117	8	Charles Nelson	Nebraska	9-9-2017
	7	Darren Carrington	UC Davis	9-3-2016
	6	Terence Scott	Washington	8-30-2008
116	7	Tony Hartley	USC	9-25-1999
	6	Bobby Moore	Washington	10-25-1969
	5	Dick Wilkins	Washington State	10-23-1948
114	6	De'Anthony Thomas	California	10-6-2011
	12	Jeff Maehl	@Arizona	11-21-2009
113	6	Jordan Kent	@California	10-7-2006
	7	Tony Hartley	Minnesota (Sun)	12-31-1999
	9	Damon Griffin	@UCLA	10-17-1998

ALL-TIME 100-YARD RECEIVING GAMES (BY YARDAGE)

Yds	Rec	Player	Opponent	Date
	6	William Vincent	@Washington State	10-29-1977
112	4	Darren Carrington	California	11-7-2015
	8	Jaison Williams	Portland State	10-28-2006
	5	Bobby Moore	@Air Force	11-6-1971
	NA	John McKay	@Michigan	10-2-1948
111	6	Tony Hartley	@Arizona	10-31-1998
	6	Greg Moser	UCLA	10-31-1981
	5	Dick Wilkins	@Washington	11-6-1948
110	3	Devon Allen	Michigan State	9-6-2014
	5	Demetrius Williams	@Washington	11-1-2003
	7	Jeff Thomason	San Diego State	9-8-1990
	3	Wayne Johnson	@California	10-12-1974
	5	Bob Palm	Arizona	9-16-1972
109	5	Josh Huff	@California	10-10-2012
	4	Dameron Ricketts	Colorado State	9-14-1996
	4	Bobby DeBisschop	@Arizona	11-16-1985
	4	Greg Specht	@Army	11-14-1970
	5	Jerry Barnett	@Washington	10-29-1960
108	4	Jaison Williams	Washington State	10-13-2007
	3	Demetrius Williams	@Arizona State	10-8-2005
	9	Cristin McLeMore	Arizona State	10-28-1995
	5	Leland Glass	@Texas	10-2-1971
107	7	Darren Carrington	vs. TCU (Alamo)	1-2-2016
	5	Darren Carrington	@Arizona State	10-29-2015
	6	Josh Huff	@Washington	10-12-2013
	8	Jeff Maehl	UCLA	10-21-2010
	9	Jason Willis	Utah	9-8-2001
106	8	Bralon Addison	Oregon State	11-27-2015
	5	Jaison Williams	Arizona State	11-3-2007
	6	Jaison Williams	@Fresno State	9-9-2006
	4	Tony Hartley	Michigan State	9-5-1998
	3	Willy Tate	@Illinois	9-25-1993
	5	Rod Green	@Oregon State	11-22-1986
105	5	Bralon Addison	USC	11-21-2-15
	8	David Paulson	Oregon State	11-26-2011

Yds	Rec	Player	Opponent	Date
	4	Brian Paysinger	UCLA	10-14-2006
	7	Leland Glass	@UCLA	10-10-1970
	3	Greg Lindsey	Washington State	11-9-1968
	7	Ray Palm	@Indiana	11-14-1964
104	7	Charles Nelson	vs. Arizona (Pac-12)	12-5-2014
	5	Keanon Lowe	@Washington State	9-20-2014
	5	Josh Huff	Texas (Alamo)	12-30-2013
	4	George Wrihster	Arizona State	10-19-2002
	5	Maurice Morris	Texas (Holiday)	12-29-2000
	4	Blake Spence	@Washington State	9-21-1996
	8	Derrick Deadwiler	Hawaii	9-5-1992
	6	Ken Page	Oregon State	11-19-1977
	5	Bobby Moore	@Utah	9-20-1969
	7	Ray Palm	Oregon State	11-20-1965
103	6	Dwayne Stanford	vs. California	10-24-2014
	5	Josh Huff	@Colorado	10-5-2013
	7	Ed Dickson	Washington State	10-3-2009
	7	Ed Dickson	Boise State	9-20-2008
	5	Kory Murphy	Montana	9-11-1993
102	4	Jaison Williams	@Washington State	9-27-2008
	4	Jordan Kent	Oregon State	11-24-2006
	5	Pat Johnson	Washington State	10-4-1997
	6	Willy Tate	USC	10-9-1993
	8	Steve Bunker	Washington State	11-7-1964
	6	Cleveland Jones	Idaho	9-17-1960
101	8	De'Anthony Thomas	@California	10-10-2012
	5	Keenan Howry	Idaho	9-16-2000
	3	Donald Haynes	Washington	11-7-1998
	3	Pat Johnson	@Fresno State	8-31-1996
100	9	Terrence Whitehead	@Arizona State	10-8-2005
	8	Tony Hartley	Oregon State	11-18-1999
	5	Tony Hargain	Tulsa (Independence)	12-16-1989



Charles Nelson had seven receptions for 104 yards in Oregon's win in the 2014 Pac-12 Championship Game against Arizona.

ALL-TIME 100-YARD RECEIVING GAMES (BY YEAR)

2017 (1)

Charles Nelson	Nebraska	8-117
----------------	----------	-------

2016 (3)

Devon Allen	Virginia	4-141
Pharoah Brown	Arizona State	7-129
Darren Carrington	UC Davis	7-117

2015 (7)

Bralon Addison	@Michigan State	7-138
Darren Carrington	@Washington	5-125
Darren Carrington	California	4-112
Darren Carrington	vs. TCU (Alamo)	7-107
Darren Carrington	@Arizona State	5-107
Bralon Addison	Oregon State	8-106
Bralon Addison	USC	5-105

2014 (10)

Darren Carrington	vs. Florida State (Rose)	7-165
Devon Allen	@Washington State	8-142
Byron Marshall	South Dakota	8-138
Byron Marshall	vs. California	4-133
Byron Marshall	@Oregon State	6-131
Darren Carrington	vs. Arizona (Pac-12)	7-126
Devon Allen	Michigan State	3-110
Keanon Lowe	at Washington State	5-104
Charles Nelson	vs. Arizona (Pac-12)	7-104
Dwayne Stanford	vs. California	6-103

2013 (9)

Josh Huff	Oregon State	9-186
Bralon Addison	@Colorado	5-158
Bralon Addison	@Washington	8-157
Josh Huff	Tennessee	6-125
Johnny Mundt	Tennessee	5-121
Josh Huff	Nicholls	5-118
Josh Huff	@Washington	6-107
Josh Huff	vs. Texas (Alamo)	5-104
Josh Huff	@Colorado	5-103

2012 (3)

Josh Huff	@USC	6-125
Josh Huff	@California	5-109
De'Anthony Thomas	@California	8-101

2011 (3)

Lavasier Tuinei	vs. Wisconsin (Rose)	8-158
De'Anthony Thomas	California	6-114
David Paulson	Oregon State	8-105

2010 (4)

Jeff Maehl	@USC	8-145
Jeff Maehl	vs. Auburn (BCS)	9-133
Jeff Maehl	@Washington State	10-119
Jeff Maehl	UCLA	8-107

2009 (4)

Ed Dickson	California	11-148
Jeff Maehl	Oregon State	6-138
Jeff Maehl	@Arizona	12-114
Ed Dickson	Washington State	7-103

2008 (4)

Terence Scott	vs. Oklahoma State (Holiday)	8-125
Terence Scott	Washington	6-117
Ed Dickson	Boise State	7-103
Jaison Williams	@Washington State	4-102

2007 (5)

Cameron Colvin	@Stanford	8-136
Jaison Williams	@Arizona	8-120
Jaison Williams	@Stanford	7-113
Jaison Williams	Washington State	4-108
Jaison Williams	Arizona State	5-106

2006 (8)

Jaison Williams	Oklahoma	9-177
Jaison Williams	@Washington State	9-163
Jaison Williams	@Arizona State	10-137
Jordan Kent	@California	6-113
Jaison Williams	Portland State	8-112
Jaison Williams	@Fresno State	6-106
Brian Paysinger	UCLA	4-105
Jordan Kent	@Oregon State	4-102

2005 (5)

Demetrius Williams	@Stanford	6-168
Demetrius Williams	@Houston	9-133
Demetrius Williams	@Arizona	5-123
Demetrius Williams	@Arizona State	3-108
Terrence Whitehead	@Arizona State	9-100

2004 (4)

Demetrius Williams	Arizona	9-153
Tim Day	@Washington State	8-152
Demetrius Williams	Indiana	5-129
Demetrius Williams	@Washington State	12-126

2003 (8)

Samie Parker	vs. Minnesota (Sun)	16-200
Demetrius Williams	Washington State	9-178
Samie Parker	Nevada	7-162
Demetrius Williams	@Arizona	5-139
Demetrius Williams	@Mississippi State	6-135
Samie Parker	@Mississippi State	8-128
Samie Parker	Stanford	8-118
Demetrius Williams	@Washington	5-110

2002 (4)

Samie Parker	Fresno State	9-161
Keenan Howry	USC	7-147
Keenan Howry	@Oregon State	4-142
George Wrihster	Arizona State	4-104

2001 (5)

Samie Parker	vs. Colorado (Fiesta)	9-162
Samie Parker	@Arizona	6-160
Keenan Howry	Stanford	9-152
Keenan Howry	Arizona State	9-126
Jason Willis	Utah	9-107

ALL-TIME 100-YARD RECEIVING GAMES (BY YEAR)

2000 (8)

Marshaun Tucker	@Wisconsin	6-196
Marshaun Tucker	@Washington State	9-142
Marshaun Tucker	@Arizona State	11-138
Keenan Howry	@USC	8-126
Keenan Howry	@Arizona State	4-125
Marshaun Tucker	California	6-118
Maurice Morris	vs. Texas (Holiday)	5-104
Keenan Howry	Idaho	5-101

1999 (5)

Tony Hartley	@Arizona	6-135
Keenan Howry	@UCLA	6-123
Tony Hartley	USC	7-116
Tony Hartley	vs. Minnesota (Sun)	7-113
Tony Hartley	Oregon State	8-100

1998 (11)

Tony Hartley	Washington	9-242
Damon Griffin	@Washington State	4-167
Donald Haynes	vs. Colorado (Aloha)	7-148
Damon Griffin	vs. Colorado (Aloha)	8-146
Damon Griffin	@Oregon State	10-133
Damon Griffin	Stanford	5-118
Tony Hartley	USC	6-118
Damon Griffin	@UCLA	9-113
Tony Hartley	@Arizona	6-111
Tony Hartley	Michigan State	4-106
Donald Haynes	Washington	3-101

1997 (7)

Blake Spence	Utah	6-214
Pat Johnson	Oregon State	6-199
Pat Johnson	@Stanford	8-179
Pat Johnson	vs. Air Force (Las Vegas)	5-169
Blake Spence	Fresno State	9-127
Pat Johnson	@Nevada	8-118
Pat Johnson	Washington State	5-102

1996 (6)

Josh Wilcox	Colorado State	10-180
Damon Griffin	@Arizona State	8-177
Jibri Hodge	Nevada	7-150
Dameron Ricketts	Colorado State	4-109
Blake Spence	@Washington State	4-104
Pat Johnson	@Fresno State	3-101

1995 (4)

Cristin McLemore	Stanford	11-176
Cristin McLemore	@Washington	9-155
Cristin McLemore	Illinois	5-147
Cristin McLemore	Arizona State	9-108

1994 (3)

Josh Wilcox	vs. Penn State (Rose)	11-135
Pat Johnson	@Stanford	7-128
Cristin McLemore	Arizona State	7-121

1993 (6)

Derrick Deadwiler	@California	11-243
Cristin McLemore	Stanford	11-230
Willy Tate	@Arizona State	9-124
Willy Tate	@Illinois	3-106
Kory Murphy	Montana	5-103
Willy Tate	USC	6-102

1992 (1)

Derrick Deadwiler	Hawaii	8-104
-------------------	--------	-------

1991 (1)

Anthony Jones	@UCLA	5-125
---------------	-------	-------

1990 (1)

Jeff Thomason	San Diego State	7-110
---------------	-----------------	-------

1989 (4)

Tony Hargain	@Washington	8-145
Joe Reitzug	@BYU	7-136
Joe Reitzug	vs. Tulsa (Independence)	6-121
Tony Hargain	vs. Tulsa (Independence)	5-100

1988 (2)

Terry Obee	@Arizona	6-137
Terry Obee	@San Diego State	3-119

1987 (1)

Terry Obee	Washington	4-133
------------	------------	-------

1986 (2)

Rod Green	Arizona State	7-139
Rod Green	@Oregon State	5-106

1985 (1)

Bobby DeBisschop	@Arizona	4-109
------------------	----------	-------

1984 (2)

Lew Barnes	Washington State	7-164
Lew Barnes	@Arizona	4-128

1983 (1)

Lew Barnes	Houston	4-124
------------	---------	-------

1981 (1)

Greg Moser	UCLA	6-111
------------	------	-------

1977 (2)

William Vincent	@Washington State	6-113
Ken Page	Oregon State	6-104

1976 (1)

Greg Bauer	Stanford	11-151
------------	----------	--------

1975 (1)

Greg Bauer	@Stanford	8-123
------------	-----------	-------

1974 (2)

Bob Palm	Washington State	4-121
Wayne Johnson	@California	3-110

1973 (2)

Bob Palm	Washington	8-143
Russ Francis	@Air Force	6-130

ALL-TIME 100-YARD RECEIVING GAMES (BY YEAR)

1972 (2)

Greg Specht	@UCLA	9-127
Bob Palm	Arizona	5-110

1971 (3)

Leland Glass	San Jose State	8-126
Bobby Moore	@Air Force	5-112
Leland Glass	@Texas	5-108

1970 (7)

Bob Newland	@Illinois	10-225
Bob Newland	Air Force	11-153
Bob Newland	California	7-143
Bob Newland	Washington State	6-143
Bobby Moore	@UCLA	7-131
Greg Specht	@Army	4-109
Leland Glass	@UCLA	7-105

1969 (4)

Bobby Moore	Army	9-129
Andy Maurer	Army	8-119
Bobby Moore	Washington	6-116
Bobby Moore	@Utah	5-104

1968 (1)

Greg Lindsey	Washington State	3-105
--------------	------------------	-------

1967 (1)

Roger Smith	Colorado	7-131
-------------	----------	-------

1965 (4)

Steve Bunker	@Utah	4-141
Steve Bunker	Oregon State	5-127
Steve Bunker	BYU	7-120
Ray Palm	Oregon State	7-104

1964 (2)

Ray Palm	@Indiana	7-105
Steve Bunker	Washington State	8-102

1960 (2)

Jerry Barnett	@Washington	5-109
Cleveland Jones	Idaho	6-102

1949 (1)

Darrell Robinson	Colorado	NA-121
------------------	----------	--------

1948 (3)

Dick Wilkins	Washington State	5-116
John McKay	@Michigan	NA-112
Dick Wilkins	@Washington	5-111

100-YARD RECEIVING DUOS (19)

Oregon State, Nov. 20, 1965

Steve Bunker, 127 yds, 5 rec
Ray Palm, 104 yds, 7 rec

Army, Nov. 8, 1969

Bobby Moore, 129 yds, 9 rec
Andy Maurer, 119 yds, 8 rec

@UCLA, Oct. 10, 1970

Bobby Moore, 131 yds, 7 rec
Leland Glass, 105 yds, 7 rec

Tulsa, Dec. 16, 1989 (Independence)

Joe Reitzug, 121 yds, 6 rec
Tony Hargain, 100 yds, 5 rec

Colorado State, Sept. 14, 1996

Josh Wilcox, 180 yds, 10 rec
Dameron Ricketts, 109 yds, 4 rec

Washington, Nov. 7, 1998

Tony Hartley, 242 yds, 9 rec
Donald Haynes, 101 yds, 3 rec

Colorado, Dec. 25, 1998 (Aloha)

Donald Haynes, 148 yds, 7 rec
Damon Griffin, 146 yds, 8 rec

@Arizona State, Oct. 28, 2000

Marshaun Tucker, 138 yds, 11 rec
Keenan Howry, 125 yds, 4 rec

@Mississippi State, Aug. 30, 2003

Demetrius Williams, 135 yds, 6 rec
Samie Parker, 128 yds, 8 rec

@Washington State, Oct. 9, 2004

Tim Day, 152 yds, 8 rec
Demetrius Williams, 126 yds, 12 rec

@Arizona State, Oct. 8, 2005

Demetrius Williams, 108 yds, 3 rec
Terrence Whitehead, 100 yds, 9 rec

@Stanford, Sept. 22, 2007

Cameron Colvin, 136 yds, 8 rec
Jaison Williams, 113 yds, 7 rec

@California, Nov. 10, 2012

Josh Huff, 109 yds, 5 rec
De'Anthony Thomas, 101 yds, 8 rec

Tennessee, Sept. 14, 2013

Josh Huff, 125 yds, 6 rec
Johnny Mundt, 121 yds, 5 rec

@Colorado, Oct. 5, 2013

Bralon Addison, 158 yds, 5 rec
Josh Huff, 103 yds, 5 rec

@Washington, Oct. 12, 2013

Bralon Addison, 157 yds, 8 rec
Josh Huff, 107 yds, 6 rec

@Washington State, Sept. 20, 2014

Devon Allen, 142 yds, 8 rec
Keanon Lowe, 104 yds, 5 rec

vs. California, Oct. 24, 2014

Byron Marshall, 133 yds, 4 rec
Dwayne Stanford, 103 yds, 6 rec

vs. Arizona, Dec. 5, 2014 (Pac-12)

Darren Carrington, 126 yds, 7 rec
Charles Nelson, 104 yds, 7 rec

CAREER 100-YARD RECEIVING GAMES

Demetrius Williams - 11

Yds	Rec	Opponent	Yr
175	9	Washington State	2003
168	6	@Stanford	2005
153	9	Arizona	2004
139	5	@Arizona	2003
135	6	@Mississippi State	2003
133	9	@Houston	2005
129	5	Indiana	2004
126	12	@ Washington State	2004
123	5	@Arizona	2005
110	5	@Washington	2003
108	3	@Arizona State	2005

Jaison Williams - 10

Yds	Rec	Opponent	Yr
177	9	Oklahoma	2006
163	9	@Washinton State	2006
137	10	@Arizona State	2006
120	8	@Arizona	2007
113	7	@Stanford	2007
112	8	Portland State	2006
108	4	Washington State	2007
106	5	Arizona State	2007
106	6	Fresno State	2006
102	4	@Washington State	2008

Josh Huff - 8

Yds	Rec	Opponent	Yr
186	9	Oregon State	2013
125	6	Tennessee	2013
125	6	@USC	2012
118	5	Nicholls	2013
109	5	@California	2012
107	6	@Washington	2013
104	5	Texas	2013
103	5	@Colorado	2013

Keenan Howry - 8

Yds	Rec	Opponent	Yr
152	9	Stanford	2001
147	7	USC	2002
142	4	@Oregon State	2002
126	9	Arizona State	2001
126	8	@USC	2000
125	4	@Arizona State	2000
123	6	@UCLA	1999
101	5	Idaho	2000

Tony Hartley - 8

Yds	Rec	Opponent	Yr
242	9	Washington	1998
135	6	@Arizona	1999
118	6	USC	1998
116	7	USC	1999
113	7	vs. Minnesota (Sun)	1999
111	6	@Arizona	1998
106	4	Michigan State	1998
100	8	Oregon State	1999

Darren Carrington - 7

Yds	Rec	Opponent	Yr
165	7	vs. Florida State (Rose)	2014
126	7	vs. Arizona (Pac-12)	2014
125	5	@Washington	2015
117	7	UC Davis	2016
112	4	California	2015
107	7	vs. TCU (Alamo)	2015
107	5	@Arizona State	2015

Samie Parker - 7

Yds	Rec	Opponent	Yr
200	16	vs. Minnesota (Sun)	2003
162	7	Nevada	2003
162	9	vs. Colorado (Fiesta)	2001
161	9	Fresno State	2002
160	6	@Arizona	2001
128	8	@Mississippi State	2003
118	8	Stanford	2003

Pat Johnson - 7

Yds	Rec	Opponent	Yr
199	6	Oregon State	1997
179	8	@Stanford	1997
169	5	vs. Air Force (Las Vegas)	1997
128	7	@Stanford	1994
118	8	@Nevada	1997
102	5	Washington State	1997
101	3	@Fresno State	1996

Jeff Maehl - 6

Yds	Rec	Opponent	Yr
145	8	@USC	2010
138	6	Oregon State	2009
133	9	vs. Auburn (BCS)	2010
119	10	@Washington State	2010
114	12	@Arizona	2009
107	8	UCLA	2010

Damon Griffin - 6

Yds	Rec	Opponent	Yr
177	8	@Arizona State	1996
167	4	@Washington State	1998
146	8	vs. Colorado (Alaho)	1998
133	10	@Oregon State	1998
118	5	Stanford	1998
113	9	@UCLA	1998

Cristin McLemore - 6

Yds	Rec	Opponent	Yr
230	11	Stanford	1993
176	11	Stanford	1995
155	9	@Washington	1995
147	5	Illinois	1995
121	7	Arizona State	1994
108	9	Arizona State	1995

Bralon Addison - 5

Yds	Rec	Opponent	Yr
158	6	@Colorado	2013
157	8	@Washington	2013
138	7	@Michigan State	2015
106	8	Oregon State	2015
105	5	USC	2015

Bobby Moore - 5

Yds	Rec	Opponent	Yr
131	7	@UCLA	1970
129	9	Army	1969
116	6	Washington	1969
112	5	@Air Force	1971
104	5	@Utah	1969

Marshaun Tucker - 4

Yds	Rec	Opponent	Yr
196	6	@Wisconsin	2000
142	9	@Washington State	2000
138	11	@Arizona State	2000
118	6	California	2000

Bob Newland - 4

Yds	Rec	Opponent	Yr
225	10	@Illinois	1970
153	11	Air Force	1970
143	7	California	1970
143	6	Washington State	1970

Steve Bunker - 4

Yds	Rec	Opponent	Yr
141	4	@Utah	1965
127	5	Oregon State	1965
120	7	BYU	1965
102	8	Washington State	1964

Devon Allen - 3

Yds	Rec	Opponent	Yr
142	8	@Washington State	2014
141	4	Virginia	2016
110	3	Michigan State	2014

Byron Marshall - 3

Yds	Rec	Opponent	Yr
138	8	South Dakota	2014
133	4	vs. California	2014
131	6	@Oregon State	2014

Ed Dickson - 3

Yds	Rec	Opponent	Yr
148	11	California	2009
103	7	Washington State	2009
103	7	Boise State	2008

Blake Spence - 3

Yds	Rec	Opponent	Yr
214	6	Utah	1997
127	9	Fresno State	1997
104	4	@Washington State	1996

CAREER 100-YARD RECEIVING GAMES

Willy Tate - 3

Yds	Rec	Opponent	Yr
124	9	@Arizona State	1993
106	3	@Illinois	1993
102	6	USC	1993

Terry Obee - 3

Yds	Rec	Opponent	Yr
137	6	@Arizona	1988
133	4	Washington	1987
119	3	@San Diego State	1988

Lew Barnes - 3

Yds	Rec	Opponent	Yr
164	7	Washington State	1984
128	4	@Arizona	1984
124	4	Houston	1983

Bob Palm - 3

Yds	Rec	Opponent	Yr
143	8	Washington	1973
121	4	Washington State	1974
110	5	Arizona	1972

Leland Glass - 3

Yds	Rec	Opponent	Yr
126	8	San Jose State	1971
108	5	@Texas	1971
105	7	@UCLA	1970

Charles Nelson - 2

Yds	Rec	Opponent	Yr
117	8	Nebraska	2017
104	7	vs. Arizona	2014

De'Anthony Thomas - 2

Yds	Rec	Opponent	Yr
114	6	California	2011
101	8	@California	2012

Jordan Kent - 2

Yds	Rec	Opponent	Yr
113	6	@California	2006
102	4	@Oregon State	2006

Donald Haynes - 2

Yds	Rec	Opponent	Yr
148	7	Colorado (Aloha)	1998
101	3	Washington	1998

Josh Wilcox - 2

Yds	Rec	Opponent	Yr
180	10	Colorado State	1996
135	11	vs. Penn State (Fiesta)	1994

Derrick Deadwiler - 2

Yds	Rec	Opponent	Yr
234	11	@California	1993
104	8	Hawaii	1992

Tony Hargain - 2

Yds	Rec	Opponent	Yr
145	8	@Washington	1989
100	5	vs. Tulsa (Independence)	1989

Joe Reitzug - 2

Yds	Rec	Opponent	Yr
136	7	@BYU	1989
121	6	vs. Tulsa (Independence)	1989

Rod Green - 2

Yds	Rec	Opponent	Yr
139	7	Arizona State	1986
106	5	@Oregon State	1986

Greg Bauer - 2

Yds	Rec	Opponent	Yr
151	11	Stanford	1976
123	8	@Stanford	1975

Greg Specht - 2

Yds	Rec	Opponent	Yr
127	9	@UCLA	1972
109	4	@Army	1970

Ray Palm - 2

Yds	Rec	Opponent	Yr
105	7	@Indiana	1964
104	7	Oregon State	1965

Dick Wilkins - 2

Yds	Rec	Opponent	Yr
116	5	Washington State	1948
111	5	@Washington	1948

Pharaoh Brown - 1

Yds	Rec	Opponent	Yr
129	7	Arizona State	2016

Dwayne Stanford - 1

Yds	Rec	Opponent	Yr
103	6	California	2014

Johnny Mundt - 1

Yds	Rec	Opponent	Yr
121	5	Tennessee	2013

ALL-TIME 250-YARD PASSING GAMES (BY YARDAGE)

Yds	C-A-TD	Player	Opponent	Date
489	31-42-0	Justin Herbert	Arizona State	10-29-2016
	26-44-2	Bill Musgrave	@BYU	11-4-1989
468	29-56-3	Ryan Perry-Smith	@Arizona State	9-28-1996
456	23-33-4	Marcus Mariota	Tennessee	9-14-2013
	41-61-2	Danny O'Neil	Penn State (Rose)	1-2-1995
	24-46-2	Akili Smith	Colorado (Aloha)	12-25-1998
443	31-46-3	Bill Musgrave	San Diego State	9-8-1990
442	19-32-3	Akili Smith	Washington	11-7-1998
437	36-55-3	Kellen Clemens	@Washington State	10-9-2004
434	26-43-6	Joey Harrington	@Arizona State	10-28-2000
430	35-55-4	Akili Smith	@Oregon State	11-21-1998
425	36-48-4	Kellen Clemens	Washington	10-15-2005
407	20-25-6	Vernon Adams Jr.	USC	11-21-2015
397	21-30-4	Akili Smith	Arizona State	11-14-1998
396	28-43-4	Dan Fouts	Air Force	11-7-1970
395	27-46-2	Ryan Perry-Smith	Colorado State	9-14-1996
393	22-29-3	Kellen Clemens	@Stanford	10-1-2005
392	29-47-3	Bill Musgrave	Colorado State (Fiesta)	12-29-1990
386	31-44-4	Danny O'Neil	Stanford	11-13-1993
382	28-42-4	Joey Harrington	@USC	10-14-2000
377	27-34-6	Marcus Mariota	@California	11-10-2012
376	33-48-2	Chris Miller	@USC	10-4-1986
374	28-37-4	Dennis Dixon	@Stanford	9-22-2007
371	24-32-1	A.J. Feeley	@Washington	10-2-1999
369	20-36-3	Jason Maas	Utah	10-18-1997
368	26-37-4	Chris Miller	@San Diego State	10-26-1985
367	19-25-4	Marcus Mariota	@Oregon State	11-29-2014
366	28-38-3	Vernon Adams Jr.	Oregon State	11-27-2015
	24-31-3	Marcus Mariota	@Washington	10-12-2013
365	25-33-1	Justin Herbert	Nebraska	9-9-2017
364	25-41-4	Danny O'Neil	@Arizona State	10-16-1993
363	27-40-2	Darron Thomas	Auburn (BCS)	1-10-2011
	32-42-2	Kellen Clemens	Minnesota (Sun)	12-31-2003
362	22-49-1	Joey Harrington	@Wisconsin	9-9-2000
357	18-29-4	Akili Smith	Stanford	9-26-1998
355	16-27-5	Marcus Mariota	@Colorado	10-5-2013
350	28-42-4	Joey Harrington	Colorado (Fiesta)	1-1-2002
348	30-47-2	Kellen Clemens	@Houston	9-1-2005
347	29-42-2	Bill Musgrave	Washington State	10-7-1989
343	27-49-2	A.J. Feeley	@Michigan State	9-2-1999
341	26-41-2	Dennis Dixon	Oklahoma	9-16-2006
340	27-55-1	Tony Graziani	Arizona State	10-28-1995
339	21-37-6	Danny O'Neil	@Stanford	11-12-1994
338	26-36-2	Marcus Mariota	vs. Florida State (Rose)	1-1-2015
336	24-33-2	Marcus Mariota	Washington	10-18-2014
	21-30-1	Kellen Clemens	Arizona	10-16-2004
	20-45-2	Jason Fife	USC	9-14-2002
334	21-37-3	Jeremiah Masoli	@Stanford	11-7-2009
333	24-46-0	Joey Harrington	@Oregon State	11-18-2000
332	28-38-4	Kellen Clemens	Fresno State	9-17-2005
331	21-31-3	Dakota Prukop	Virginia	9-10-2016
329	21-25-5	Marcus Mariota	@Washington State	9-20-2014
327	23-32-2	Marcus Mariota	Washington State	10-19-2013
	19-27-2	Danny O'Neil	Washington State	10-30-1993
326	18-30-5	Marcus Mariota	vs. California	10-24-2014
324	30-43-3	Justin Herbert	@Utah	11-19-2016
323	24-32-3	Marcus Mariota	Colorado	11-22-2014
322	23-49-2	Tony Graziani	@Utah	9-2-1995
320	23-39-2	Bill Musgrave	Tulsa (Fiesta)	12-16-1989
319	19-32-6	Joey Harrington	Arizona State	11-3-2001
318	17-28-3	Marcus Mariota	Michigan State	9-6-2014
317	24-44-3	Kellen Clemens	Indiana	9-11-2004

Yds	C-A-TD	Player	Opponent	Date
316	19-32-3	Tony Graziani	@Fresno State	8-31-1996
	21-28-3	Danny O'Neil	Montana	9-11-1993
315	23-40-4	Vernon Adams Jr.	@Arizona State	10-29-2015
314	21-34-2	Danny O'Neil	@Colorado State	9-4-1993
313	25-38-2	Marcus Mariota	vs. Arizona (Pac-12)	12-5-2014
	20-47-2	A.J. Feeley	@UCLA	10-9-1999
	17-33-3	Danny O'Neil	@California	10-2-1993
312	26-40-1	Danny O'Neil	Hawaii	9-5-1992
309	22-39-1	Vernon Adams Jr.	@Michigan State	9-12-2015
308	27-41-2	Marcus Mariota	@Arizona	11-23-2013
	21-28-4	Marcus Mariota	Tennessee Tech	9-15-2012
	22-31-0	Darron Thomas	UCLA	10-21-2010
305	27-40-4	Darron Thomas	Oregon State	11-26-2011
306	31-44-1	Dennis Dixon	California	9-29-2007
304	20-23-4	Marcus Mariota	@USC	11-3-2012
303	19-34-1	Jason Fife	Fresno State	9-7-2002
302	22-44-0	Bill Musgrave	@Washington	10-13-1990
300	17-29-4	Vernon Adams Jr.	California	11-7-2015
298	21-26-2	Jeremiah Masoli	Arizona	11-15-2008
	16-28-1	Chris Miller	@Arizona	11-16-1985
297	20-35-2	Chris Miller	Washington State	11-15-1986
	24-36-1	Danny O'Neil	USC	10-9-1993
296	25-47-2	Dan Fouts	@UCLA	9-29-1972
295	13-19-6	Darron Thomas	Nevada	9-10-2011
	17-33-1	Akili Smith	UTEP	9-12-1998
293	22-33-2	Dakota Prukop	Colorado	9-24-2016
292	26-50-2	Tony Graziani	Stanford	9-23-1995
	19-35-4	Danny O'Neil	@Texas Tech	9-14-1991
	16-25-3	Dennis Dixon	@Michigan	9-8-2007
291	21-46-3	Ryan Perry-Smith	@Washington State	9-21-1996
288	19-26-3	Marcus Mariota	Utah	11-16-2013
	19-32-1	Darron Thomas	@USC	10-30-2010
	21-32-3	Jason Fife	Arizona State	10-19-2002
287	16-31-1	Tony Graziani	@USC	10-1-1994
	22-33-3	Bill Musgrave	USC	10-10-1987
	21-28-3	Dennis Dixon	Washington State	10-13-2007
286	23-37-3	Bill Musgrave	BYU	9-29-1990
285	17-34-3	Marcus Mariota	Oregon State	11-29-2013
	21-46-0	Brett Salisbury	@UCLA	11-16-1991
284	26-47-3	Jeremiah Masoli	@Arizona	11-21-2009
282	22-37-0	Tony Graziani	@Washington	11-4-1995
	17-23-2	Bill Musgrave	Washington	10-3-1987
281	17-21-0	Justin Herbert	Southern Utah	9-2-2017
280	15-22-3	Akili Smith	@Washington State	10-10-1998
279	15-24-3	Joey Harrington	@Arizona	10-6-2001
278	20-39-2	Kellen Clemens	@Arizona State	10-8-2005
277	22-47-2	Joey Harrington	Wisconsin	9-1-2001
	22-46-1	Jack Henderson	Stanford	11-13-1976
276	20-32-2	Marcus Mariota	Arizona	10-2-2014
	19-41-1	Tony Graziani	Washington	10-26-1996
	18-36-0	Herb Singleton	@USC	10-20-1973
275	24-40-2	Kellen Clemens	Montana	9-10-2005
	22-33-0	Kellen Clemens	@Stanford	10-23-2004
	23-39-3	A.J. Feeley	USC	9-25-1999
274	21-30-2	Justin Herbert	Stanford	11-12-2016
	11-17-3	Jeremiah Masoli	@Oregon State	11-29-2008
	25-42-1	Brady Leaf	@Oregon State	11-24-2006
273	19-30-2	Joey Harrington	Texas (Holiday)	12-29-2000
272	14-25-2	Vernon Adams Jr.	@Washington	10-17-2015
271	21-30-3	Dakota Prukop	UC Davis	9-3-2016
	20-33-2	Dan Fouts	Arizona	9-16-1972
	27-51-1	Dan Fouts	Stanford	9-26-1970

ALL-TIME 250-YARD PASSING GAMES (BY YARDAGE)

Yds	C-A-TD	Player	Opponent	Date	Yds	C-A-TD	Player	Opponent	Date
270	22-41-3	Joey Harrington	Stanford	10-20-2001	259	21-37-3	Chris Miller	@Washington State	8-31-1985
269	21-37-0	Chris Miller	Arizona State	10-11-1986	258	22-40-1	Justin Herbert	@California	10-21-2016
	16-28-1	Danny O'Neil	@Illinois	9-25-1993		19-30-2	Marcus Mariota	Stanford	11-1-2014
268	17-23-3	Darron Thomas	Wisconsin (Rose)	1-2-2012		18-32-1	Jeremiah Masoli	Oklahoma State (Holiday)	12-30-2008
267	14-20-3	Marcus Mariota	South Dakota	8-30-2014		22-41-2	Bill Musgrave	@Arizona	9-22-1990
	19-38-1	Bill Musgrave	Oregon State	11-18-1989	257	21-27-2	Chris Miller	@Oregon State	11-22-1986
266	20-33-2	Chris Miller	Stanford	9-21-1985	256	19-34-2	Ryan Perry-Smith	California	11-16-1996
	15-25-4	Akili Smith	Michigan State	9-5-1998	255	19-35-2	Tony Graziani	@UCLA	9-16-1995
265	23-35-1	Darron Thomas	USC	11-19-2011		20-33-2	Jason Maas	@Nevada	9-13-1997
	17-25-1	Jack Henderson	@Georgia	9-10-1977	254	20-36-3	Jason Fife	Stanford	11-2-2002
264	21-38-1	Tom Blanchard	California	9-12-1970		16-32-1	Tony Graziani	@Stanford	10-12-1996
	16-27-5	Jason Maas	@Stanford	9-27-1997	253	18-26-1	Marcus Mariota	Texas (Alamo)	12-31-2013
263	20-35-2	Dennis Dixon	@California	10-7-2006		21-25-3	Jeremiah Masoli	California	9-26-2009
	20-27-3	Bill Musgrave	@Iowa	9-16-1989		19-27-2	Dan Fouts	San Jose State	11-11-1972
262	16-27-2	Brady Leaf	Washington State	10-21-2006		16-23-1	Danny O'Neil	@Arizona	11-6-1993
	28-42-0	Chris Miller	Colorado	9-13-1986		17-27-3	Harvey Winn	@USC	10-9-1971
	22-32-0	Tom Blanchard	Army	11-8-1969	252	20-35-1	Joey Harrington	California	11-11-2000
261	17-24-2	Joey Harrington	@Utah State	9-29-2001		12-21-2	Tom Travato	Utah	9-24-1965
260	20-35-2	Marcus Mariota	Arizona	9-22-2012	250	20-34-2	Marcus Mariota	@Stanford	11-7-2013
	19-33-1	Darron Thomas	@Arizona State	9-25-2010		17-21-4	Dan Fouts	Idaho	10-17-1970



Justin Herbert set an Oregon single-game passing record throwing for 489 yards in a win over Arizona State during his freshman season in 2017. Herbert completed 31-of-42 passes with four TDs.

CAREER 300-YARD PASSING GAMES

Marcus Mariota - 16

Yds	C-A-TD	Opponent	Date
456	23-33-4	Tennessee	9-14-2013
377	27-34-6	@California	11-10-2012
367	19-25-4	@Oregon State	11-29-2014
366	24-31-3	@Washington	10-12-2013
355	16-27-5	@Colorado	10-5-2013
338	26-36-2	vs. Florida State (Rose)	1-1-2015
336	24-33-2	Washington	10-18-2014
332	24-32-3	Colorado	11-22-2014
329	21-25-5	@Washington State	9-20-2014
327	23-32-2	Washington State	10-19-2013
326	18-30-5	vs. California	10-24-2014
318	17-28-3	Michigan State	9-6-2014
313	25-38-2	vs. Arizona (Pac-12)	12-5-2014
308	27-41-2	@Arizona	11-23-2013
308	21-28-4	Tennessee Tech	9-15-2012
304	20-23-4	@USC	11-03-2012

Danny O'Neil - 9

Yds	C-A-TD	Opponent	Date
456	41-61-2	vs. Penn State (Rose)	1-02-1995
386	31-44-4	Stanford	11-13-1993
364	25-41-4	@Arizona State	10-16-1993
339	21-37-6	@Stanford	11-12-1994
327	19-27-2	Washington State	10-30-1993
316	21-28-3	Montana	9-11-1993
314	21-34-2	@Colorado State	9-04-1993
313	17-33-3	@California	10-02-1993
312	26-40-1	Hawaii	9-05-1992

Kellen Clemens - 8

Yds	C-A-TD	Opponent	Date
437	36-55-3	@Washington State	10-09-2004
425	36-48-4	Washington	10-15-2005
393	22-29-3	@Stanford	10-01-2005
363	32-42-2	vs. Minnesota (Sun)	12-31-2003
348	30-47-2	@Houston	9-01-2005
336	21-30-1	Arizona	10-16-2004
332	28-38-4	Fresno State	9-17-2005
317	24-44-3	Indiana	9-11-2004

Joey Harrington - 6

Yds	C-A-TD	Opponent	Date
434	26-43-6	@Arizona State	10-28-2000
382	28-42-4	@USC	10-14-2000
362	22-49-1	@Wisconsin	9-09-2000
350	28-42-4	vs. Colorado (Fiesta)	1-01-2002
333	24-46-0	@Oregon State	11-18-2000
319	19-32-6	Arizona State	11-03-2001

Bill Musgrave - 6

Yds	C-A-TD	Opponent	Date
489	26-44-2	@BYU	11-04-1989
443	31-46-3	San Diego State	9-08-1990
392	29-47-3	vs. Colorado State (Fiesta)	12-29-1990
347	29-42-2	Washington State	10-07-1989
320	23-39-2	vs. Tulsa (Independence)	12-16-1989
302	22-44-0	@Washington	10-13-1990

Vernon Adams Jr. - 5

Yds	C-A-TD	Opponent	Date
407	20-25-6	USC	11-21-2015
366	28-38-3	Oregon State	11-27-2015
315	23-40-4	@Arizona State	10-29-2015
309	22-39-1	@Michigan State	9-12-2015
300	17-29-4	California	11-7-2015

Akili Smith - 5

Yds	C-A-TD	Opponent	Date
456	24-46-2	vs. Colorado (Aloha)	12-25-1998
442	19-32-3	Washington	11-07-1998
430	35-55-4	@Oregon State	11-21-1998
397	21-30-4	Arizona State	11-14-1998
357	18-29-4	Stanford	9-26-1998

Justin Herbert - 3

Yds	C-A-TD	Opponent	Date
489	31-42-4	Arizona State	10-29-2016
365	25-33-1	Nebraska	9-9-2017
324	30-43-3	@Utah	11-19-2016

Darron Thomas - 3

Yds	C-A-TD	Opponent	Date
363	27-40-2	vs. Auburn (BCS)	1-10-2011
308	22-31-3	UCLA	10-21-2010
305	27-40-4	Oregon State	11-26-2011

Dennis Dixon - 3

Yds	C-A-TD	Opponent	Date
374	28-37-4	Stanford	9-22-2007
341	26-41-2	Oklahoma	9-16-2006
306	31-44-1	California	9-29-2007

A.J. Feeley - 3

Yds	C-A-TD	Opponent	Date
371	24-32-1	@Washington	10-02-1999
343	27-49-2	@Michigan State	9-02-1999
313	20-47-2	@UCLA	10-09-1999

Tony Graziani - 3

Yds	C-A-TD	Opponent	Date
340	27-55-1	Arizona State	10-28-1995
322	23-49-2	@Utah	9-02-1995
316	19-32-3	@Fresno State	8-31-1996

Jason Fife - 2

Yds	C-A-TD	Opponent	Date
336	20-45-2	USC	9-14-2002
303	19-34-1	Fresno State	9-07-2002

Ryan Perry-Smith - 2

Yds	C-A-TD	Opponent	Date
468	29-56-3	@Arizona State	9-28-1996
395	27-46-2	Colorado State	9-14-1996

Chris Miller - 2

Yds	C-A-TD	Opponent	Date
376	33-48-2	@USC	10-04-1986
368	26-37-4	@San Diego State	10-26-1985

Dakota Prukop - 1

Yds	C-A-TD	Opponent	Date
331	21-31-3	Virginia	9-10-2016

Jeremiah Masoli - 1

Yds	C-A-TD	Opponent	Date
334	21-37-3	@Stanford	11-07-2009

Jason Maas - 1

Yds	C-A-TD	Opponent	Date
369	20-36-3	Utah	10-18-1997

Dan Fouts - 1

Yds	C-A-TD	Opponent	Date
396	28-43-4	Air Force	11-07-1970

HEISMAN TROPHY



Marcus Mariota kisses the Heisman Trophy after becoming the first-ever player in Oregon history to win the prestigious award.

MARIOTA WINS OREGON'S FIRST-EVER HEISMAN TROPHY

The most celebrated individual season in Oregon football history received an historic exclamation point, as junior quarterback Marcus Mariota was awarded the Heisman Trophy for the 2014 college football season on December 14.

Mariota became the first Heisman winner in UO history, and the first from the Pacific Northwest since Terry Baker of Oregon State in 1962. The honor capped a postseason awards week in which Mariota won four national player of the year honors and two quarterback awards, making 2014 by far the most decorated season ever for a Duck.

"I'm humbled to be standing here today and honored by this award," Mariota said upon receiving the award at the Best Buy Theater in Manhattan. "Thank you Heisman Trust for making this night possible. Everything you do has made so many dreams come true. Thank you to the University of Oregon for the education and support. Thank you to the community of Eugene, for the hospitality and allowing me to meet wonderful people like Phil Knight. Phil and Penny, thank you for all your contributions to the university. And to Duck fans everywhere, thank you."

Mariota beat out fellow Heisman finalists Amari Cooper of Alabama and Melvin Gordon of Wisconsin for the trophy. His 2,543 overall points was the second-most amongst Heisman winners behind O.J. Simpson (2,853). Mariota had 90.9 percent of the total possible points, second-most ever in Heisman history (Troy Smith, 91.9).

"This is just a watershed moment, not only for the program but the University of Oregon as a whole," athletic director Rob Mullens said. "It's just been an incredible week: Our coach (Mike Bellotti) goes into the hall of fame, and then Thursday night to have Ifo Ekpre-Okumu be a (Thorpe Award) finalist

and to have Marcus basically sweep every award he was nominated for — and then on top of that to have a person of his high character represent us — speaks volumes for our coaches, for our team, for our institution."

Considered a Heisman favorite before a knee injury derailed his sophomore campaign in 2013, Mariota led the Ducks to an 11-1 regular season as a junior. Oregon went on to beat Arizona for the Pac-12 title behind five Mariota touchdowns, clinching a spot for the Ducks in the College Football Playoff. After winning the Heisman on Dec. 13, 2014, Mariota guided the Ducks to a 59-20 win over Florida State at the Rose Bowl in the first round of the CFP, defeating 2013 Heisman Trophy winner Jameis Winston in the process. Oregon's season ended with a 42-20 loss to Ohio State on Jan. 12, 2015, in the CFP National Championship game in Arlington, Texas.

Mariota in 2014 set Pac-12 Conference records for total touchdowns (57) and total offense (5,224 yards), and shattered the single-season record for pass efficiency with a mark of 181.7.

Mariota is the first Heisman winner to be born in Hawaii, and the first of Polynesian descent. He was the third UO Heisman finalist, following Joey Harrington, who finished fourth in 2001, and LaMichael James, who was third in 2010.

"We've been fortunate to enjoy a number of incredible successes, but the iconic nature of the Heisman Trophy, and what it stands for, what it means, really cements that Oregon football is among the elite," Mullens said. "And for us to have the model student-athlete be the first representative of the University of Oregon to win that trophy makes it extra special."

JOHNNY UNITAS GOLDEN ARM AWARD



Marcus Mariota holds the Johnny Unitas Golden Arm Award with Joe Ehrmann, John Unitas Jr. and Raymond Berry.

MARIOTA COLLECTS JOHNNY UNITAS GOLDEN ARM AWARD

On the morning of December 12, 2014, Marcus Mariota took a tour of a Maryland sports museum, to ensure he understood the significance of the award he'd receive later in the day named for the late Baltimore Colts quarterback Johnny Unitas.

As it turns out, "I was introduced to Johnny Unitas at 8 or 9," Mariota informed the audience at the presentation ceremony that evening. As a kid in Hawaii, Mariota had a DVD of great Super Bowl and NFL Championship games, including the legendary "Greatest Game Ever Played" in which Unitas led the Colts over the Giants in overtime for the 1958 title. "To see that man and what he was able to do, and now to say I'm a part of this family, is very special," Mariota said from the podium in accepting the Johnny Unitas Golden Arm Award. "I'm truly grateful and thankful."

Mariota's acceptance remarks capped another whirlwind day on his trip to receive several major postseason college football awards. He was named Walter Camp Football Foundation player of the year Thursday afternoon, won the Maxwell Award and Davey O'Brien National Quarterback Award in Orlando on Thursday evening, and was in Baltimore on Friday for the Unitas Award. On Saturday, Mariota and a contingent of UO staff headlined by offensive coordinator Scott Frost will head to New York, where they'll be joined by UO coach Mark Helfrich and Mariota's parents for the Heisman Trophy presentation. Mariota received the Unitas Award in part because of his "character, integrity, citizenship, scholarship," John Unitas Jr. told the audience Thursday evening, noting that some have wondered lately whether they should be considered more heavily by Heisman voters. "I say yes," Unitas Jr. said. "And Marcus, you not only deserve the Golden Arm, you deserve — hands down — the Heisman. And we wish you luck in your next journey."

Unitas Jr. added that "in every way, Marcus measures up to the high standards for which my father stood. I know my father would be proud to see him receive this award tonight."

Mariota was named winner of the Unitas Award on December 8, before receiving it on the 12th. "What a great honor," he told the audience. "I'm truly humbled and thankful to be here. Thank you John Unitas and the rest of the foundation for allowing me to be here. It's been such a blessing. The city of Baltimore has been great; the hospitality has been awesome."

Mariota's evening began with interviews by local and national media. He then spent several minutes posing for photos with the guests in attendance, and signing autographs. Among those in attendance was Sylvia Mackey, wife of the late Colts tight end John Mackey. Once the presentation ceremony began, it included remarks by former Colts receiver, Pro Football Hall of Famer and NFL head coach Raymond Berry. He listed some of Unitas' best traits, tacitly drawing several parallels with Mariota.

"He would run when the defense thought he would pass, and pass when the defense thought he would run," Berry said of Unitas, who won four NFL championships and held every major passing record at the time of his retirement. "He was totally unpredictable, and he drove defenses nuts. The other thing he did was spread the ball around. He'd hit the halfback, the fullback, the left end, the right end, the flanker — it was a total variety approach."

"Also, when he reared back to throw the ball, it 90 percent of the time hit the target. I don't know about the other 10 percent; somebody may have hit him."

WALTER CAMP AWARD



Marcus Mariota won both the Walter Camp and Davey O'Brien Awards at ESPN's Home Depot College Football Awards show in 2014.

MARIOTA EARNS WALTER CAMP AWARD

The most heralded season ever by an Oregon football player attracted more awards on Thursday, December 11, 2014.

UO junior quarterback Marcus Mariota was named national player of the year by the Walter Camp Football Foundation on Thursday afternoon. Later in the day, at ESPN's Home Depot College Football Awards show, Mariota was honored with another player of the year designation, the Maxwell Award, and also the Davey O'Brien National Quarterback Award.

"The greatest thing about him is, he improved in a ton of areas while remaining 100 percent true to who he is," UO coach Mark Helfrich said, "which is a humble, tough, competitive worker."

In addition, Mariota and cornerback Ifo Ekpre-Olomu were named first-team all-Americans by the Walter Camp Football Foundation, the first of the five most prestigious all-America teams announced throughout the winter. Center Hroniss Grasu made the second team.

Ekpre-Olomu was also in attendance for the awards show, as a finalist for the Thorpe Award as defensive back of the year. That honor went to Gerod Holliman of Louisville.

Mariota had previously been named Polynesian College Football Player of the Year and also winner of the Johnny Unitas Golden Arm Award. Mariota was then off Saturday morning to New York City, where he claimed the first ever Heisman Trophy Award in UO history.

For the Walter Camp award, Mariota was selected over fellow Heisman finalists Amari Cooper, a receiver from Alabama, and Melvin Gordon, a running back from Wisconsin, along with TCU quarterback Trevone Boykin and Arizona linebacker Scooby Wright III. Gordon and Mississippi State quarterback Dak Prescott were the other Maxwell Award finalists, and Prescott and Boykin were the other finalists for the O'Brien Award.

Mariota led the Ducks to an 11-1 regular season in 2014, followed by a Pac-12 championship game victory over Arizona that avenged their only loss of the year. Mariota then guided the Ducks to a 59-20 win over Florida State at the Rose Bowl in the first round of the CFP, defeating 2013 Heisman Trophy winner Jameis Winston in the process. Oregon's season ended with a 42-20 loss to Ohio State on Jan. 12, 2015, in the CFP National Championship game in Arlington, Texas.

At a press conference prior to the ceremony, Florida State coach Jimbo Fisher expressed admiration for Mariota's touchdown-to-interception ratio. "To make so many big plays and still protect the ball at the same time, that's unbelievable," Fisher said.

DAVEY O'BRIEN AWARD



Marcus Mariota won both the Walter Camp and Davey O'Brien Awards at ESPN's Home Depot College Football Awards show in 2014.

MARIOTA ADDS DAVEY O'BRIEN AWARD TO COLLECTION

After being named the national player of the year by the Walter Camp Football Foundation early on Thursday, December 11, 2014, Oregon junior quarterback Marcus Mariota continued to add on to his astounding collection of accolades later in the day, winning the Davey O'Brien National Quarterback Award.

The award is the nation's oldest and most prestigious national quarterback award, and honors candidates who exemplify Davey O'Brien's enduring character while exhibiting teamwork, sportsmanship and leadership in both academics and athletics.

There is little doubt that Mariota embodies each of those qualities.

"The greatest thing about him is, he improved in a ton of areas while remaining 100 percent true to who he is," Oregon coach Mark Helfrich said, "which is a humble, tough, competitive worker."

The selection committee for the O'Brien Award also evaluates candidates on quarterback skills and athletic ability, areas that Mariota certainly is not lacking, as the junior from Honolulu, Hawaii, quarterbacked the Ducks to arguably the most dynamic and exciting season in the history of the program.

Coming off the most heralded season ever by an Oregon football player, Mariota was the obvious candidate for the award, being selected over Mississippi State quarterback Dak Prescott and TCU quarterback Trevone Boykin. Mariota joined Andrew Luck (Stanford) as the second Pac-12 quarterback in four years to take home the prestigious honor.

Mariota would go on to win the first ever Heisman Trophy in Oregon history three days after receiving the O'Brien Award, putting the cherry on top of the most dynamic season by any player in recent memory.

Mariota was the driving force behind the Ducks' 11-1 regular season finish in 2014, leading Oregon to the Pac-12 championship game against Arizona in which it avenged its only loss of the year. Mariota and the Ducks then trounced 2013 Heisman Trophy winner Jameis Winston and Florida State in the Rose Bowl, propelling Oregon to the first ever College Football Playoff National Championship game in Arlington, Texas.

The Ducks would go on to lose the title game to Ohio State, 42-20, on January 12, 2015, but Mariota's season will forever be embedded in history as one of the greatest, and adding the O'Brien Award to his trophy shelf only strengthens the legacy that Mariota leaves behind.

"It's surreal. It really all is," Mariota said. "Growing up as a kid you always kind of see these award shows. To say that I'm a part of this fraternity ... it's really just a blessing."

MANNING AWARD



Marcus Mariota was named the Manning Award winner on J16, 2015.

MARIOTA NAMED MANNING AWARD WINNER

For the past 12 years, Archie Manning and his family of quarterback-playing sons have handed out the Manning Award to the nation's top college signal-caller, taking into account postseason performance. Also, the family's Manning Passing Academy has welcomed UO quarterback Marcus Mariota as a participant three times in recent years.

Thus, there's nobody better suited to judge Mariota's place among the winners of the Manning Award, the ranks of which Mariota joined on January 16, 2015. "We were so proud of him," Manning said. "We've had no finer person win this award."

Manning and Mariota participated in a teleconference with media that morning, a chance for Manning to laud the latest winner of his family's namesake award, for Mariota to offer his appreciation for the honor and for media to get an update on Mariota's plans after declaring for the NFL draft.

Mariota said the decision to pass up his senior year, announced earlier in the week, was "a family decision." He had previously said his parents and younger brother would be the only other primary decision-makers in the process.

In draft projections released the week he received the Manning Award, Mariota was tabbed by Chris Burke of SI.com and Dane Brugler of NFLDraftScout.com as the likely No. 1 overall pick to the Tampa Bay Buccaneers; by Mel Kiper Jr. of ESPN as the No. 2 pick to the Tennessee Titans; and by Daniel Jeremiah of NFL.com and Rob Rang of CBSSports.com as the No. 6 pick to the New York Jets.

"For me it's just, whatever opportunity comes up in the NFL, I'm going to do my best to make the most of it," Mariota said, when asked if being the No. 1 pick would be particularly meaningful. "Where I get picked doesn't matter to me, as long as I get a shot. I'm very fortunate to be part of this process. I'm looking to get better and prepare myself for the next step."

Former UO coach and head coach of the Philadelphia Eagles at the time, Chip Kelly, held the No. 20 pick in the first round in 2015. Speculation swirled as to whether or not Kelly would form a reunion with his former signal caller, and former Eagles' quarterback Randall Cunningham said he would "love to see (Mariota) land in Philadelphia ... whether through trade or whatever it takes." That was an opinion no doubt shared by legions of Oregon fans.

"Whatever team wants me, I'd love to play for them," Mariota said. "Obviously my relationship with Coach Kelly, it'd be a lot of fun to be a part of that offense and be a part of that team. But for me, any team that wants me to be part of their club, I'm all for it. Whatever happens, happens, and I'm looking forward to the process."

Manning said that "it's been fun for us to watch him grow" during Mariota's annual appearances at their passing camp in Louisiana. The Mannings hold a Q&A featuring campers and college-age counselors such as Mariota, and Manning said the UO quarterback "kind of blossomed" over the years.

"I am so proud of him, the way he represented college football this past year," Manning said. "(He had) an outstanding year on the field, captured award after award after award, and handled himself in such a great fashion."

DOAK WALKER AWARD



LaMichael James tallied 21 rushing touchdowns and 24 total scores during the 2010 season.

JAMES CLAIMS DOAK WALKER AWARD AFTER STANDOUT SOPHOMORE SEASON

University of Oregon sophomore LaMichael James won the Doak Walker Award as the nation's top running back at the college football awards show on December 9, 2010 at the Walt Disney World Resort.

"It's a pleasure for me to be able to enjoy this award with my family, my high school coach and my position coach," said James. "It's just an honor to be here."

James, a second-year starter for the No. 2 Ducks, completed the regular season as the top rusher in the NCAA with 1,682 yards. The 5-9, 185-pound back from Texarkana, Texas, also led the nation in with 21 rushing touchdowns and a 12.0 scoring average. He was selected over fellow finalists Kendall Hunter of Oklahoma State and John Clay of Wisconsin.

The 21st annual award fittingly went to Oregon's No. 21, who more than met the award's criteria of making extraordinary contributions to his team while exhibiting characteristics of sportsmanship and fair play associated with former SMU All-America and 1948 Heisman Trophy winner Doak Walker.

Also a stellar student, the sociology major is one of only four conference players to earn both All-Pac-10 and Pac-10 All-Academic first team honors this year.

The Doak Walker Award is the only major collegiate award that requires all candidates to be in good academic standing. James owned a 3.0 GPA at the time of the award and was named Pac-10 All-Academic First Team.

Before starring for the Ducks, James grew up in Texarkana, Texas. During his senior year at Texarkana Liberty-Eylau, James rushed for 2,043 yards and 26 touchdowns and led the Leopards to a Class 3A Texas State

Championship. "He was something special and we knew that early," James' high school head coach Pat Brady said. "We tried to build things around him and showcase his talents."

A four-star prospect, James originally committed to TCU but decided staying in Texas wasn't for him and switched his commitment to Oregon. The small Texas town athlete embarked on a 2,000-mile journey across the nation, and the rest is history.

"Sometimes it's good to get away so you can get focused," James said of his decision to leave Texas. "Leaving Texas was really big for me, it helped me mature and I learned to be on my own. Being 40 hours from home is like being in another world."

James is the second straight Pac-10 player to win the award and fourth overall. Former Stanford running back Toby Gerhart was last season's honoree.

James became the fourth player in UO history to be named a consensus All-American, when he added the Walter Camp All-America award to his previous selection by the American Football Coaches Association. NFL All-Pro tackle Haloti Ngata of the Baltimore Ravens was Oregon's last consensus All-American in 2005.

"I'm really blessed and grateful, I think I live more of my dreams in one day than most people live in their entire life so I'm just really honored," James said. "You just can't really take anything for granted because everything can be taken away from you."

FIRST TEAM ALL-AMERICANS

**UNANIMOUS
ALL-AMERICA**

Marcus Mariota
2014
LaMichael James
2010

**CONSENSUS
ALL-AMERICA**

Ifo Ekpre-Olomu, CB
2014
Kenjon Barner, RB
2012
Cliff Harris, RET/AP
2010
LaMichael James, RB
2010
Haloti Ngata, DT
2005
Mel Renfro, HB
1962

**ALL-AMERICA
BY POSITION**

Running back
8
Defensive back
6
Quarterback
5
Receiver/TE
4
Offensive line
4
Defensive Line
2
Returner/AP
2



Shy Huntington
QB • 1916



George Christensen
TE • 1931



Mike Mikulak
HB • 1933



Raymond Morse
TE • 1934




Jake Leight
HB • 1945




Norm Van Brocklin
QB • 1948




George Shaw
QB • 1954




Steve Barnett
OT • 1961, 1962



Mel Renfro
HB • 1962, 1963




Bob Berry
QB • 1964




Jim Smith
DB • 1967




Bob Newland
WR • 1970



Bobby Moore
RB • 1971




Tom Drougas
OT • 1971



Gary Zimmerman
OG • 1983




Lew Barnes
WR • 1985




Chris Oldham
CB • 1989



Herman O'Berry
CB • 1994




Chad Cota
SS • 1994



Alex Molden
CB • 1995



Haloti Ngata
DT • 2005




Jonathan Stewart
RB • 2007



Nick Reed
DE • 2008




Cliff Harris
RET/AP • 2010




LaMichael James
RB/AP • 2010, 2011




Kenjon Barner
RB • 2012



Ifo Ekpre-Olomu
CB • 2014



Jake Fisher
OL • 2014



Hroniss Grasu
OL • 2014



Marcus Mariota
QB • 2014

AWARD WINNERS

The Heisman Trophy

Awarded annually by the Heisman Trophy Trust to the most outstanding player in college football whose performance best exhibits the pursuit of excellence with integrity

2014 Marcus Mariota, QB

Walter Camp Award

Awarded to the nation's top player by the Walter Camp Football Foundation

2014 Marcus Mariota, QB

Davey O'Brien Award

The Davey O'Brien National Quarterback Award is presented annually to the nation's best college quarterback

2014 Marcus Mariota, QB

Doak Walker Award

Awarded to the nation's top running back

2010 LaMichael James, RB

Johnny Unitas Golden Arm Award

Awarded to the nation's top quarterback who best exemplifies character, scholastic and athletic achievement by the Johnny Unitas Golden Arm Educational Foundation

2014 Marcus Mariota, QB

Manning Award

Awarded to the nation's top quarterback by the Manning family

2014 Marcus Mariota

"Pop" Warner Award Winner

Most Valuable Football Player on West Coast

1954 George Shaw, QB

Pac-12 Offensive Player of the Year

1998 Akili Smith, QB

2001 Joey Harrington, QB

2007 Dennis Dixon, QB

2014 Marcus Mariota, QB

Pac-12 Defensive Player of the Year

2005 Haloti Ngata, DT

2015 DeForest Buckner, DL

Pac-12 Freshman of the Year

2006 Jairus Byrd, DB

Pac-12 Offensive Freshman of the Year

2009 LaMichael James, RB

2011 De'Anthony Thomas, RB/WR

2012 Marcus Mariota, QB

2014 Royce Freeman, RB

Morris Trophy

Awarded to the top lineman in the Pac-12

1980 Vince Goldsmith, DT

1983 Gary Zimmerman, OG

2004 Adam Snyder, OG

2015 DeForest Buckner, DL

All-Pacific Coast Conference First Team

The PCC operated from 1915-1959

1916 Brick Mitchell, E

John Beckett, T

W.C. Snyder, G

Jake Risley, C

Shy Huntington, QB

1917 Bill Steers, QB

1919 Ken Bartlett, G

Bill Steers, QB

1920 Earl Leslie, T

Bill Steers, G

1922 Carl Vonder Ahe, T

Tiny Shields, G

1923 Hal Chapman, QB

1924 Gene Shields, G

1928 John Kitzmiller, HB

George Stadelman, G

1929 Austin Colbert, T

1930 John Kitzmiller, HB

1932 Mike Mikulak, FB

1933 Mike Mikulak, FB

1934 Raymond Morse, E

1936 Del Bjork, T

1939 Jim Stuart, T

Jay Graybeal, HB

1942 Tom Roblin, HB

1945 Jake Leicht, HB

1947 Jake Leicht, HB

Norm Van Brocklin, QB

Brad Ecklund, C

1948 Brad Ecklund, C

Dan Garza, E

Norm Van Brocklin, QB

1949 Chester Daniels, G

Darrell Robinson, E

1950 Earl Stelle, HB

1951 George Shaw, QB

1952 Emery Barnes, E

1953 Ron Pheister, C

George Shaw, QB

1954 Jack Patera, G

George Shaw, QB

1956 Phil McHugh, E

1957 Harry Mondale, G

Jim Shanley, HB

1958 Bob Grottkau, G

Bob Peterson, C

Willie West, HB

All-Coast

All-Coast picks were made from 1959-63 when Oregon was not part of a conference between the disbanding of the PCC and UO's joining of the Pac-8 Conference in 1964

1959 Bob Peterson, C

Willie West, HB

1960 Dave Grosz, QB

Dave Urell, G

Steve Barnett, T

1961 Steve Barnett, T

Mickey Ording, G

Mel Renfro, HB

1962 Mel Renfro, HB

Steve Barnett, T

Ron Snidow, T

Mickey Ording, G

1963 Mel Renfro, HB

All-Pac-12 Conference First Team

The league was known unofficially as the Pac-8 from 1964-68 before officially taking on the name from 1968-78. The league then became the Pac-10 from 1978-2011 and the Pac-12 in 2011

1964 Dave Tobey, C

Mark Richards, G

1966 Jim Smith, DHB

1967 Jim Smith, DHB

1968 George Dames, MG

Omri Hildreth, DB

1969 Bobby Moore, FL

1970 Bobby Moore, TB

Bob Newland, SE

Tom Graham, LB

Lionel Coleman, DHB

1971 Bobby Moore, TB

Tom Drougas, OT

John McKean, OG

Bill Drake, DB

1972 Dan Fouts, QB

Greg Specht, SE

1973 Russ Francis, TE

Steve Donnelly, S

Reggie Lewis, DT

1974 Steve Donnelly, S

1975 Mario Clark, DB

Chuck Wills, DB

1979 Vince Goldsmith, DT

1980 Vince Goldsmith, DT

1982 Mike Walter, DE

Steve Brown, DB

1983 Gary Zimmerman, OG

Lew Barnes, KR

Dan Ralph, DT

Kevin Hicks, P

1984 Lew Barnes, WR

Doug Herman, TE

Doug Judge, DB

Tony Cherry, KR

1985 Lew Barnes, WR

Tony Cherry, RB

Chris Miller, QB

1986 Chris Miller, QB

Mike Preacher, P

1987 Anthony Newman, DB

Rollin Putzier, DL

1988 Matt Brock, DE

Chris Oldham, CB

1989 Chris Oldham, CB

1990 Bill Musgrave, QB

Peter Brantley, DE

1991 Eric Castle, FS

Marcus Woods, NT

1992 Tommy Thompson, PK

AWARD WINNERS

1994	Chad Cota, SS
	Alex Molden, CB
	Herman O'Berry, RS
	Danny O'Neil, QB
	Ricky Whittle, AP
1995	Jeremy Asher, LB
	Alex Molden, CB
	Ricky Whittle, RB
1996	Kenny Wheaton, CB
1997	Eric Winn, ST
1998	Josh Bidwell, P
	Akili Smith, QB
	Nathan Villegas, PK
1999	Reuben Droughns, TB
	Michael Fletcher, DB
	Peter Sirmon, ILB
2000	Rashad Bauman, DB
	Jermaine Hanspard, ST
2001	Joey Harrington, QB
	Keenan Howry, WR/PR
	Justin Peelle, TE
2002	Keenan Howry, PR
	Jared Siegel, PK
	Onterio Smith, RB
2003	Keith Lewis, S/ST
	Adam Snyder, OL
	Kenny Washington, KR
2004	Adam Snyder, OL
2005	Haloti Ngata, DT
	Justin Phinisee, CB
2006	Jairus Byrd, DB
	Enoka Lucas, OL
2007	Dennis Dixon, QB
	Patrick Chung, ROV
	Nick Reed, DE
	Jonathan Stewart, RB
	Max Unger, C
2008	Jairus Byrd, CB
	Patrick Chung, ROV
	Nick Reed, DE
	Max Unger, OL
2009	Ed Dickson, TE
	LaMichael James, RB
2010	Cliff Harris, PR
	Jordan Holmes, C
	Talmadge Jackson III, CB
	LaMichael James, RB
	Jeff Maehl, WR
	Casey Matthews, LB
	David Paulson, TE
2011	LaMichael James, RB
	Dion Jordan, DL
	Josh Kaddu, LB
	Eddie Pleasant, DB
	De'Anthony Thomas, RS
2012	Kenjon Barner, RB
	Ifo Ekpre-Okumu, DB
	Hroniss Grasu, OL
	Dion Jordan, DE
	Marcus Mariota, QB
2013	Ifo Ekpre-Okumu, DB
	Hroniss Grasu, OL
	Marcus Mariota, QB

2014	Pharaoh Brown, TE
	Ifo Ekpre-Okumu, DB
	Royce Freeman, RB
	Jake Fisher, OL
	Hroniss Grasu, OL
	Marcus Mariota, QB
2015	DeForest Buckner, DL
	Royce Freeman, RB
	Tyler Johnstone, OL
	Charles Nelson, S/WR/KR
	Aidan Schneider, PK
2016	Pharaoh Brown, TE

ACADEMIC AWARD WINNERS

NCAA Top VII Award

The Top VIII Award recognizes current student-athletes who have completed their athletics eligibility for their success on the field, in the classroom and in the community

2007 Dennis Dixon, QB

NCAA Postgraduate Scholarship

Awarded to student-athletes who excel academically and athletically and who are in their final year of intercollegiate athletics competition

1977 Willie Blasher Jr., LB (Alternate)

1990 Bill Musgrave, QB

2001 Ryan Schmid, OL

2008 Nick Reed, DL

Football All-American of the Year

1990 Bill Musgrave, QB

National Football Found. Hall of Fame Scholar

1991 Bill Musgrave, QB

Academic All-America

1962 Steve Barnett, OT First Team

1962 Ed Thomas, OF First Team

1965 Tim Casey, LB First Team

1970 Dave Walker, DT Third Team

1971 Tom Drougas, OT Second Team

1985 Mike Preacher, P Second Team

1986 Mike Preacher, P First Team

1990 Bill Musgrave, QB First Team

1994 Jeff Sherman, DB Second Team

2000 Ryan Schmidt, OL First Team

2001 Ryan Schmidt, OL First Team

2011 Carson York, OL Second Team

Pac-12 All-Academic First Team

1981 Ed Hagerty, LB

Andy Vobora, LB

1982 Brian Castle, OT

1983 Paul Schwabe, PK

Dan Wilken, DB

Ryan Zinke, OL

1984 David Culp, DL

Bob Hudetz, LB

1985 Tony Hill, FS

Mike Preacher, P

1986 Gary Gilbert, OL

Rob Marshall, DL

Mike Preacher, P

1987 Gary Gilbert, OL

Todd Kunzman, OL

Chris Leupold, DL

1988 Chris Husko, OL

Thom Kaumeyer, S

Bill Musgrave, QB

Terry Obee, WR

Joe Taylor, DL

1989 Eric Castle, DB

Chris Husko, OL

Chris Leupold, DL

Bill Musgrave, QB

1990 Bud Bowie, OL

Andy Conner, LB

Bill Musgrave, QB

1991 Bud Bowie, OL

Ronnie Harris, WR

Joe Farwell, LB

Jeff Sherman, DB

1992 Joe Farwell, LB

Jeff Sherman, DB

Mark Slyman, DL

1993 Bryon Rockwell, LB

Jeff Sherman, DB

Mark Slyman, DL

1994 Jeff Sherman, DB

1995 David Weber, OL

1996 David Weber, OL

Eric Winn, RB

1997 Caleb Smith, DL

David Weber, OL

Eric Winn, RB

1998 Terry Miller, DL

Caleb Smith, DL

1999 Terry Miller, DL

Ryan Schmid, OL

Caleb Smith, DL

Justin Wilcox, CB

2000 Mike Belisle, OL

Joey Harrington, QB

Dan Katz, PK

Ryan Schmid, OL

Walker Templeton, DL

2001 Ryan Schmid, OL

Dan Weaver, OL

2002 Dan Weaver, OL

2003 Dan Weaver, OL

2004 Jared Siegel, PK

2006 Jon Teague, OL

2007 Nick Reed, DE

2008 Jeff Kendall, OL

Matt Larkin, TE

Jon Teague, OL

Nick Reed, DE

2009 David Paulson, TE

Carson York, OL

2010 LaMichael James, RB

David Paulson, TE

Carson York, OL

2011 Mark Asper, OL

David Paulson, TE

Carson York, OL

2012 Koa Ka'ai, TE

2015 Doug Brenner, OL

Jeff Lockie, QB

Johnny Ragin III, LB

2016 T.J. Daniel, DE

Johnny Ragin III, LB

Calvin Throckmorton, OL

TEAM AWARDS

Skeie's Award (MVP)

Presented to the team's outstanding player in a vote of team members

1939	Bob Smith HB
1940	Dick Horne, E
1941	Curt Mecham, HB
1942	Floyd Rhea, G
1946	Duke Iverson, QB
1947	Jake Leicht, HB
1948	Brad Ecklund, C
1949	Woodley Lewis, HB
1950	Ray Lung, G
1951	Dick Patrick, C
1952	Monte Brethauer, E
1953	Ken Sweitzer, G
1954	George Shaw, QB
1955	Dick James, HB
1956	Phil McHugh, E
1957	Jim Shanley, HB
1958	Bob Peterson, C
1959	Willie West, HB
	Tom Keele, T
1960	Dave Grosz, QB
1961	Kent Petersen, E
1962	Ron Snidow, T
1963	Mel Renfro, HB
1964	Bob Berry, HB
1965	Dave Tobey, C
1966	Tim Temple, DHB
1967	Jim Smith, DHB
1968	George Dames, MG
1969	Bobby Moore, HB
1970	Bob Newland, SE
1971	Bobby Moore, TB
	Steve Rennie, LB
1972	Dan Fouts, QB
1973	Don Reynolds, TB
1974	Steve Donnelly, DB
1975	Chuck Wills, SS
1976	Darrell Mehl, LB
1977	Rob Plath, DT
1978	Bruce Beekley, LB
1979	Vince Goldsmith, DT
1980	Vince Goldsmith, DT
	Reggie Ogburn, QB
1981	Reggie Brown, TB
1982	Mike Walter, DE
1983	Lew Barnes, FL
1984	Doug Herman, TE
1985	Lew Barnes, FL
1986	Chris Miller, QB
1987	Anthony Newman, SS
	Rollin Putzier, NT
1988	Scott Kozak, LB
1989	Chris Oldham, CB
1990	Bill Musgrave, QB
1991	Eric Castle, FS
1992	Joe Farwell, LB
1993	Danny O'Neil, QB
1994	Chad Cota, SS
1995	Ricky Whittle, TB
1996	Kenny Wheaton, CB
1997	Saladin McCullough, TB

1998	Akili Smith, QB
1999	Michael Fletcher, RB
2000	Joey Harrington, QB
	Matt Smith, LB
2001	Joey Harrington, QB
2002	Onterio Smith, TB
2003	Kevin Mitchell, LB
2004	Terrence Whitehead, TB
2005	Haloti Ngata, DT
2006	Blair Phillips, LB
2007	Dennis Dixon, QB
2008	Nick Reed, DE
2009	LaMichael James, RB
	Jeremiah Masoli, QB
2010	LaMichael James, RB
	Casey Matthews, LB
	Darron Thomas, QB
2011	David Paulson, TE
	De'Anthony Thomas, RB
2012	Michael Clay, LB
	Marcus Mariota, QB
2013	Taylor Hart, DL
	Marcus Mariota, QB
2014	Erick Dargan, DB
	Marcus Mariota, QB
2015	DeForest Buckner, DL
	Royce Freeman, RB
2016	Tony Brooks-James, RB
	Troy Dye, LB

Duane Cargill Award

Named in honor of the former Oregon letterman (1960-62), is awarded to the team's player who made a significant impact.

2001	Maurice Morris, TB
2002	Onterio Smith, TB
2003	Samie Parker, WR
2004	Kellen Clemens, QB
2005	Terrence Whitehead, RB
	Demetrius Williams, WR
2006	Jaison Williams, WR
2007	Jonathan Stewart, RB
2008	LeGarrette Blount, RB
2009	Jeff Maehl, WR
2010	Jeff Maehl, WR
2011	LaMichael James, RB
2012	Kenjon Barner, RB
2013	Byron Marshall, RB
2014	Pharaoh Brown, TE
2015	Vernon Adams Jr., QB
2016	Tony Brooks-James, RB

Gonyea Award (Most Inspirational)

The Joe Gonyea family presents the Wil Gonyea Award to the members of the football team to honor the squad's most inspirational player.

1989	Latin Berry, FB
1990	Rory Dairy, SS
1991	Todd Gydesen, OT
1992	Jeff Cummins, DE
1993	Juan Shedrick, FB
1994	Silila Malepeai, NT
1995	Troy Bailey, DE

1996	Josh Wilcox, TE
1997	Kevin Parker, TB
1998	Reuben Droughns, TB
	Kevin Parker, TB
1999	Reuben Droughns, TB
2000	Jason Nikolao, DT
	Saul Patu, DE
2001	Ryan Schmid, OL
2002	Seth McEwen, DE
2003	Jason Fife, QB
2004	Jerry Matson, LB
2005	Kellen Clemens, QB
2006	Brent Haberly, LB
	J.D. Nelson, FS
2007	A.J. Tuitele, LB
2008	Jeremiah Johnson, RB
2009	Walter Thurmond III, CB
	Will Tukuafu, DE
2010	Nate Costa, QB
2011	Ramsen Golpashin, OL
	Eddie Pleasant, S
2012	Dion Jordan, DE
2013	Marcus Mariota, QB
2014	Keanon Lowe, WR
2015	DeForest Buckner, DL
2016	Michael Manns, DB

Casanova Award (Best Newcomer)

Originated by Oregon's former head football coach and athletics director, is given to a first-year player who best exemplifies the ideals of competitiveness, team inspiration and outstanding performance.

1971	Keith Davis, DE
1972	Don Reynolds, TB
1972	Steve Donnelly, S
1973	Rick Kane, TB
1974	Darrell Mehl, LB
1975	Jack Henderson, QB
1976	Bill Hoffman, OG
	Bruce Beekley, LB
1977	Vince Goldsmith, NG
1978	Neil Elshire, DE
1979	Reggie Ogburn, QB
1980	Reggie Brown, FB
1981	Michael Gray, DT
1982	Doug Judge, SS
1983	Dave Maley, DT
	Kevin McCall, TB
1984	Tony Cherry, TB
	Rollin Putzier, DT
1985	Garrett Holmes, C
1986	Derek Loville, TB
1987	Bill Musgrave, QB
1988	Curt Dykes, OT
1989	Gregg McCallum, PK
	Joe Farwell, LB
1990	Sean Burwell, TB
1991	Chad Cota, SS
1992	Alex Molden, CB
	Mike DiFonzo, OG
1993	Josh Wilcox, TE
	LaMont Woods, CB

TEAM AWARDS

1994	Pat Johnson, FL
	Kenny Wheaton, CB
1995	Joshua Smith, PK
1996	Saladin McCullough, TB
1997	Marco Aguirre, OT
1998	Reuben Droughns, TB
	Nathan Villegas, PK
1999	Keenan Howry, WR
2000	Maurice Morris, TB
2001	Onterio Smith, TB
2002	Haloti Ngata, DT
2003	Dante Rosario, FB
2004	Jackie Bates, CB
2005	Patrick Chung, RB
2006	Jairus Byrd, CB
2007	Will Tukuafu, DE
2008	Jeremiah Masoli, QB
2009	Michael Clay, LB
2010	Josh Huff, WR
2011	Hroniss Grasu, C
2012	DeForest Buckner, DL
2013	Johnny Mundt, TE
2014	Royce Freeman, RB
2015	Matt Hegarty, OL
2016	Justin Herbert, QB

Clarke Trophy (Most Improved)

Selected as the most improved by the coaching staff, the award was inaugurated in honor of Dudley Clarke, captain of Oregon's 1909 team

1961	Mike Gaecher, DHB
1962	Larry Hill, HB
1963	Dave Wilcox, G
1964	Corky Sullivan, E
1965	Jerry Inman, T
1966	George Dames, G
1967	Claxton Welch, HB
1968	Keith Sherman, LB
1969	Brad Halverson, C
1970	Jim Anderson, FB
	Fred Manual, DHB
1971	Jim Figoni, C
1972	Mike Jodoin, LB
1973	Mike Bolliger, OG
1974	Tom Yaru, LB
1975	Reggie Grant, CB
	Chuck Thomas, OG
1976	Tom Cafferty, WR
1977	Roy Geiger, P-K
1978	Vince Williams, FB
	Terry Dion, DE
1979	Chris Cosgrove, LB
	Jamey Matthews, OG
1980	Greg Moser, WR
	Scott Setterlund, DT
1981	Steve Johnson, DT
1982	Cliff Gibson, LB
1983	Dan Ralph, DT
	Kevin Hicks, P
1984	Todd Welch, LB
	Chris Miller, QB
1985	Tony Cherry, TB
1986	Ed Hulbert, FS

1987	Tom Talbot, LB
	Tim Parker, TE
1988	David Cusano, NT
1989	Andre Williams, DE
1990	Jeff Thomason, TE
	Eric Castle, FS
1991	Romeo Bandison, DE
1992	Ernest Jones, LB
	Tom Curran, C
1993	Cristin McLemore, FL
1994	Dino Philyaw, TB
1995	Ronnie Gipson, CB
1996	Ryan Perry-Smith, QB
1997	Eric Edwards, CB
1998	Chris Vandiver, ILB
	Jed Weaver, TE
1999	Faiva Talaai, DT
2000	Jeff Austin, C
	Jed Boice, DT
2001	Chris Tetterton, DT
2002	George Wrihster, TE
2003	Junior Siavii, DT
2004	Chris Solomona, DT
2005	Brent Haberly, LB
2006	Jordan Kent, WR
2007	Jerome Boyd, LB
	Matthew Harper, FS
2008	Terence Scott, WR
2009	Blake Ferras, DT
2010	Zac Clark, DT
	Terrell Turner, DE
2011	Dewitt Stuckey, LB
2012	Tyson Coleman, LB
2013	Derek Malone, LB
2014	Joe Walker, LB
2015	Kani Benoit, RB
2016	Johnny Mundt, TE

Ed Moshofsky Award (Best Offensive Lineman)

Oregon's top offensive lineman is the recipient of the Ed Moshofsky Award, which is a culmination of a year-long series of weekly citations voted by the Oregon Club of Portland's membership

1992	David Collinsworth, OT
1993	Eric Barnes, OG
1994	Steve Hardin, OT
1995	Paul Wiggins, OT
1996	Mark Gregg, C
1997	Seaton Daly, C/OG
1998	Stefan deVries, OG
1999	Deke Moen, C/OG
2000	Jim Adams, OT/OG
2001	Jim Adams, OT/OG
2002	Dan Weaver, C
2003	Dan Weaver, C
2004	Robin Knebel, OT
	Adam Snyder, OG
2005	Enoka Lucas, C
2006	Max Unger, OT
2007	Max Unger, C
2008	Max Unger, C
2009	Bo Thran, OT
2010	Bo Thran, OT

2011	Mark Asper, OL
2012	Hroniss Grasu, C
2013	Mana Greig, OG
2014	Hroniss Grasu, C
2015	Tyler Johnstone, OT
2016	Cameron Hunt, OG

Joe Schaffeld Award (Best Defensive Lineman)

Named after Oregon's 24-year veteran assistant coach and former player, is awarded to the team's top defensive lineman

1998	Leie Sualua, DT
1999	Terry Miller, DE
2000	Saul Patu, DE
2001	Zack Freiter, DT
2002	Igor Olshansky, DT
2003	Igor Olshansky, DT
2004	Devan Long, DT
2005	Devan Long, DT
2006	Matt Toeaina, DE/DT
2007	Nick Reed, DE
2008	Nick Reed, DE
2009	Will Tukuafu, DE
2010	Brandon Bair, DT
2011	Terrell Turner, DL
2012	Taylor Hart, DL
2013	Taylor Hart, DL
2014	DeForest Buckner, DL
2015	DeForest Buckner, DL
2016	Henry Mondeaux, DT

Wilson Award (Best Special Team Performer)

Given to Oregon's top performer on special teams, it is named on behalf of a former Oregon football letterman Gordon E. Wilson (1923-24) and given by the Glass family of Eugene and Portland

1992	Tommy Thompson, P/PK
1993	Tommy Thompson, P/PK
1994	Matt Belden, P/PK
	Jaiya Figueras, SS
1995	Derrick Barnes, OLB
1996	Eric Winn, FB
1997	Eric Winn, FB
1998	Josh Bidwell, P
1999	Dietrich Moore, OLB
2000	Jermaine Hanspard, DB
2001	Wesly Mallard, LB
2002	Jared Siegel, PK
2003	Keith Lewis, FS
	Jared Siegel, PK
2004	Ryan Loftin, LS
2005	Justin Phinisee, PR
2006	Jon Pope, SS
	Dante Rosario, TE
2007	Patrick Chung, RB
2008	Patrick Chung, RB
2009	Marvin Johnson, RB
2010	Bryson Littlejohn, LB
2011	Dion Jordan, DL
2012	Derrick Malone, LB
2013	Tony Washington, OLB
2014	Charles Nelson, WR
2015	Tyson Coleman, LB
2016	Khalil Oliver, S

TEAM AWARDS

Bob Officer Award

Presented to a player who has made a major contribution toward the success of the football program despite physical adversity, and is named after the Ducks's former head trainer

1970	Tom Blanchard, QB
1971	Mike Williams, DT
1972	Greg Brosterhous, DE
1973	Tim Guy, OT
1974	Ralph LaMar, LB
1975	Laird Riffle, OG
1976	Raul Martinez, OT
1977	Reggie Grant, CB
1978	Pete Laughlin, OT
1979	Steve Greatwood, OG
1980	Bryan Hinkle, LB
1981	Ross Gibbs, CB
1982	Chris Cosgrove, LB
1983	Gary Zimmerman, OG
1984	Steve Jenson, OT
1985	Greg Schwab, OT
1986	Dave Maley, DT
1987	J.J. Birden, FL
1988	Matt Brock, DE
1989	David Cusano, NT
1990	Scot Boatright, C
	Joe Reitzug, SE
1991	Jeff Thomason, TE
1992	Vince Ferry, TE
1993	Tom Curran, C
1994	Herman O'Berry, CB
1995	Jeremy Asher, ILB
1996	Bryant Jackson, NT
	Tasi Malepeai, OG
1997	Jaiya Figueras, FS
1998	Damon Griffin, SE
1999	Justin Wilcox, CB
2000	Lee Gundy, OT
	Garrett Sabol, OLB
2001	Seth McEwen, DT
2002	Joey Forster, OG
2003	Kevin Mitchell, LB
2004	Ramone Reed, LB
2005	Tim Day, TE
2006	J.D. Nelson, FS
2007	Geoff Schwartz, OT
	A.J. Tuitele, LB
2008	Jerome Boyd, LB
2009	Bo Thran, OT
2010	C.E. Kaiser, OG
2011	Darrion Weems, OL
2012	Kiko Alonso, LB
2013	Rodney Hardrick, LB
2014	Derrick Malone, LB
2015	Rodney Hardrick, LB
2016	Pharaoh Brown, TE

Sahlstrom Award (Senior Academic & Attitude)

Is given to the senior with a high academic average who has shown an exemplary attitude

1977	Jack Henderson, QB
1978	Willie Blasher, LB
	Bill Hoffman, OT
1979	Terry Dion, DE
	Jeff Wood, FB
1980	Mike Nolan, FS
1981	Ed Hagerty, LB
1982	Kevin Lusk, QB
1983	Ryan Zinke, C
1984	Bob Hudetz, LB
1985	E.J. Duffy, LB
1986	Mike Preacher, P
1987	Tim Cooper, SS
1988	Gary Gilbert, C
1989	Todd Kunzman, OL
	Chris Leupold, DL
1990	Bill Musgrave, QB
1991	Andy Conner, LB
1992	Ronnie Harris, SE
1993	Bryon Rockwell, ILB
1994	Jeff Sherman, FS
	Mark Slymen, DE
1995	Paul Jensen, OLB
1996	Derrick Barnes, OLB
1997	David Weber, OT
1998	Stefan deVries, OG
1999	Terry Miller, DE
2000	Dan Katz, PK
2001	Ryan Schmid, OL
2002	Jose Arroyo, P
2003	Matt Floberg, FB
2004	Jared Siegel, PK
2005	Tim Day, TE
2006	Drew Larson, WR
2007	Eric Steimer, LS
2008	Matt Larkin, TE
2009	Titus Jackson, FS
2010	Jordan Holmes, C
2011	David Paulson, TE
2012	Carson York, OL
2013	Dustin Haines, QB
2014	Kenny Bassett
2015	Koa Ka'ai, TE
2016	T.J. Daniel, DE

ATHLETICS DEPARTMENT AWARDS

Emerald Trophy

Sponsored jointly by the athletic department and the Oregon Daily Emerald, it is awarded to a senior student based on outstanding achievement in the fields of athletics, scholarship and citizenship

1951	Jack Keller, MBB/baseball
1952	Jack Hutchins, track
1953	Jim Livesay, baseball
1954	Ron Lowell, tennis
1955	Pete Williams, baseball
1956	Lon Stiner, football
1957	Phil McHugh, FB/basketball
1958	Jim Bailey, track
1959	Wimp Hastings, MBB/baseball
1960	Dave Edstrom, track
1961	Dave Grosz, football
1962	Mike Rose, football
1963	Steve Barnett, football
1964	Dick Imwalle, football
1965	Corkey Sullivan, football
1966	Ken Moore, track
1967	Neal Steinhauer, track
1969	Jim Smith, football
1969	Arne Kvalheim, track
1970	John Miller, wrestling
1971	Bob Newland, football
1972	Pete Shmock, track
1973	Steve Prefontaine, track
1974	Guy Krause, baseball
1975	Joe Percival, gymnastics
	Don Reynolds, FB/baseball
1976	Ron Lee, basketball
1977	Greg Ballard, basketball
1978	Scott McEldowney, GYM
1979	Rudy Chapa, track
1980	Mike Ritchey, baseball
1981	Alberto Salazar, track
1982	Bev Smith, basketball
1983	Kevin Lusk, football
1984	Ryan Zinke, football
1985	Sue Harbour, volleyball
1986	Dub Myers, track
1987	Harold Kuphaldt, track
1988	Keith Balderston, basketball
1989	Glenn Jarrett, wrestling
1990	Terry Obee, football
1991	Bill Musgrave, football
1992	Bob Gray, track
1993	Ronnie Harris, football/track
1994	Kelly Blair, track
1995	Camara Jones, track
1996	Kevin Roberts, wrestling
1997	Chris Nelson, track
1998	Jeremy Ensrud, wrestling
1999	Josh Bidwell, football
2000	A.D. Smith, basketball
2001	Jerilyn White, women's golf
2002	Joey Harrington, football
2003	Santiago Lorenzo, track
2004	Luke Jackson, basketball
2005	Cathrine Kraayeveld, WBB
2006	Eric Mitchum, track
2007	Jordan Kent, football/track

2008	Dennis Dixon, football
2009	Galen Rupp, xcountry/track
2010	Ashton Eaton, track
2011	Jordan Holmes, football
2012	David Paulson, football
2013	Michael Clay, football
2014	Marcus Mariota, football
2015	DeForest Buckner, football
2016	Juwaan Williams, football

Higdon Trophy

It is awarded to a sophomore athletically for excellence in athletics, scholarship and citizenship. The honor is named after a former football and track standout who was killed prior to his junior year at Oregon

1955	Phil McHugh, FB/basketball
1956	John Reventos, football
1957	Steve Anderson, track
1958	Mike Forrester, track
1959	George Larson track
1960	Dyrol Burleson, track
1961	Vic Reeve, track
1962	Ted Abram, track
1963	Terry DeSylvia, football
1964	Bob Mitchell, wrestling
1965	Keith Lampard, baseball
1966	John Pinkstaff, basketball
1967	Gary Schutz, baseball
1968	John Miller, wrestling
1969	Larry Holliday, basketball
1970	Tom Graham, football
1971	Steve Prefontaine, track
1972	Guy Krause, baseball
1973	Don Reynolds, FB/baseball
1974	Ron Lee, basketball
1975	Greg Ballard, basketball
1976	Jack Henderson, football
1977	Sally Bickle, WBB/softball
1978	Rudy Chapa, track
1979	Melanie Batiste, track
1980	Bev Smith, basketball
1981	Leann Warren, track
1982	Eugene Young, football
1983	Kathy Hayes, track
1984	Sue Harbour, volleyball
1985	Deanna Schiedler, track
1986	Keith Balderston, basketball
1987	Scott Kozak, football
1988	Stefanie Kasperski, basketball
1989	Bill Musgrave, football
1990	Dan Vidlak, wrestling
1991	Kelly Blair, track/basketball
1992	Camara Jones, track
1993	LaReina Woods, track/VB
1994	Rick Cantwell, track
1995	Kenya Wilkins, basketball
1996	Milena Glusac, track
1997	Marie Davis, track
1998	Dietrich Moore, football
1999	Brianne Meharry, basketball
2000	Shaquala Williams, basketball
2001	Santiago Lorenzo, track

2002	Luke Jackson, basketball
	Luke Ridnour, basketball
2003	Daria Panova, tennis
2004	Eric Mitchum, track
2005	Tommy Skipper, track
2006	Jen May, lacrosse
2006	Eric Mitchum, track
2007	Jessie Chatfield, track
2008	A.J. Acosta, track
	Nicole Blood, track
2009	Moni Graf, women's golf
2010	Amanda Johnson, basketball
2011	Jordan Hasey, track
2012	Lauren Plum, volleyball
2013	Liz Brenner, volleyball, WBB, track
2014	Jillian Alleyne, basketball
2015	Raevyn Rogers, track
2016	Thomas Laurent, men's tennis
	Shannon Williams, lacrosse

Leo Harris Award

The Alumni Athletic Award was originated by the late Leo Harris, former director of athletics, and his wife and is given to an alumni letterman on the basis of 20 years of achievement and service since graduation

1967	Robert Koch, football
1968	Norm Van Brocklin, football
1969	John McKay, football
1970	Mel Krause, MBB/baseball
1971	Phil Settecase, baseball
1972	Hal Dunham, football
1973	Dr. Richard Zimmerman, track
1974	Ron Lowell, tennis
1975	Bill Dellinger, track
1976	Phil McHugh, FB/basketball
1977	John Robinson, football
1978	Jim Grelle, track
1979	Wayne Henninger, tennis
1980	Riley Mattson, football
1981	Mickey Bruce, football
1982	Charlie Warren, basketball
1983	Ron Snidow, football
1984	Dave Wilcox, football
1985	Bob Berry, football
1986	Dick Winn, football
1987	Tom Jernstedt, football
1988	Gundars Tilmanis, tennis
1989	Keith Sherman, football
1990	Roscoe Divine, track
1991	Bob Newland, football
1992	Ahmad Rashad, football
1993	Dan Fouts, football
1994	Paul Halupa, basketball
1995	Tim Slapnicka, football
1996	Tinker Hatfield, track
1997	Dave Taylor, track
1998	Mike Drummond, basketball
1999	Rob Closs, basketball
2000	Mike Ritchey, baseball
2001	Rudy Chapa, track
	Alberto Salazar, track
2002	Ed Hagerty, football

ATHLETICS DEPARTMENT AWARDS

2003	Cliff Gibson, football
2004	Jim Hill, track
2005	Mike Jorgensen, football
2006	Paul Weinhold, golf
2007	Chris Miller, football
2008	Keith Balderston, basketball
2009	Greg Erwin, track
2010	Aaron Thomas, football
2011	Chris Leupold, football
2012	Bill Musgrave, football
2013	Dan Vidlak, wrestling
2014	Cameron Martin, golf
2015	Bryon Rockwell, football
2016	Terrell Brandon, basketball

Becky Sisley Award

Named after the University's first director of women's intercollegiate athletics, it is awarded to a former women's athlete commemorating community involvement, career development and support of University ideals

2000	Shelley Briggs, field hockey
2001	Peg Rees, bsktbl/sbll/vbll
2002	Mary L. Brorby, WBB/SB/VB Diane Smith, WBB/fldhcky/SB
2003	Tama Rowan, swimming
2004	Krista Parent, softball
2005	Sally Blicke-Cassidy, basketball/softball
2006	Bev Smith, basketball
2007	Kim Roth Geelan, track
2008	Charlene Carter, field hockey June Liu, softball
2009	Lauri Landerholm, basketball/track
2010	Sarah Grall, tennis
2011	Helen Higgins, tennis
2012	Grace Golden, track
2013	Liz Wilson, track/cross country
2014	Kim Hyatt, track Cesilee Coulson, softball
2015	Dawn Charrion-Eikenberry, volleyball
2016	Jennifer Piper, softball

OREGON FOOTBALL BOWL GAME HISTORY



1917 ROSE BOWL

Oregon 14, Pennsylvania 0
Jan. 1, 1917
Pasadena, Calif.
Attendance: 27,000

Oregon All-American Shy Huntington turned in one of the more remarkable individual efforts in Rose Bowl history to lead the Ducks to victory over heavily favored Pennsylvania in the third-annual contest.

The win marked a significant turning point in the laurels of American football as it was finally conceded that western football had achieved parity with the East Coast powers.

The Quakers mustered the game's first legitimate scoring threat midway into the second quarter. After recovering their own blocked kick, Penn utilized a series of power runs up the middle to move the ball to the three-yard line.

Instead of continuing that successful pattern, the Ivy League champions chose to test the ends which resulted in a 10-yard loss by Oregon's Bricks Mitchell. The ensuing 29-yard field goal was not only unsuccessful, but provided the Ducks with the momentum needed to win the game.

Huntington's first of three interceptions late in the third quarter set up the Ducks' first score. The team moved from its own 30-yard line on a combination of passes to R.L. Tegert and Shy Huntington and Hollis Huntington and Orville Monteith runs. Shy capped the drive on the final play of the period with a 18-yard touchdown pass to Tegert.

Oregon's clinching score in the fourth quarter was also keyed by a Huntington pass theft as Johnny Parsons broke loose for a 45-yard run on the next play from scrimmage to the one-yard line. Huntington sprinted to the corner of the end zone on the following play and added his second extra point to put the game out of reach.

The contest came to a fitting conclusion when Huntington thwarted Pennsylvania's final 79-yard drive by picking off his third pass of the afternoon (he had a fourth interception nullified because of a penalty) and the Ducks then ran out the clock four plays later.

The elder Huntington was awarded back-of-the-game honors while team captain John Beckett was selected player of the game. In one of the few individual statistics available from the game, Huntington rushed 17 times for 69 yards.

Oregon	0	0	7	7	—	14	(Coach Hugo Bezdek)
Pennsylvania	0	0	0	0	—	0	(Coach Bob Folwell)

UO — R.L. Tegert 15 pass from Shy Huntington (Huntington kick), 3rd
 UO — Huntington 1 run (Huntington kick), 4th

Team Statistics	PENN	UO
First Downs	8	13
Rushing Yards	198	111
Passes	9-2-2	27-12-5
Passing Yards	32	131
Total Offense	230	242
Punting	16-35.7	10-41.8
Fumbles-Lost	1-1	1-1
Penalties	4-37	6-95



1920 ROSE BOWL

Harvard 7, Oregon 6
Jan. 1, 1920
Pasadena, Calif.
Attendance: 35,000

Skeet Manerud's fourth-quarter 25-yard drop kick was ruled no good, allowing unbeaten Harvard to hang on to a 7-6 victory in the sixth-annual Tournament of Roses classic.

Accounts of the game described the kick being so close that the scoreboard had already given Oregon credit for the successful attempt as Harvard players banged their helmets to the ground over the impending setback.

The Ducks, coached by the school's 1917 Rose Bowl hero Shy Huntington, lived and died by the toes of Manerud and second-team All-American Bill Steers as four other kicks either sailed wide of their mark or were blocked.

After both teams had first-quarter drop kicks blocked, Steers got Oregon on the scoreboard early in the second quarter on a three-pointer from the 25-yard line. But the Crimson came roaring back behind quarterback Billie Murray, who first returned an Oregon punt 25 yards before completing a pair of passes to the Bowl's player of the game, Eddie Casey, to set up a Fred Church's 13-yard touchdown run.

A 15-yard Harvard penalty later in the second period played a major role in the Ducks' second three-pointer, Manerud's successful 30-yard kick completing the day's scoring.

The Ducks' third-quarter field goal attempt fell short before both teams had attempts blocked in the final 15 minutes. Oregon still possessed a golden opportunity to take the lead when it started its final drive on Harvard's 18-yard line. The lack of a passing threat enabled Harvard to keep the offense out of the end zone en route to Oregon's final ill-fated drop kick.

The Crimson, which accumulated only nine first downs all afternoon, was then able to run out the clock before the final gun. The team amassed 272 yards on the ground, Hollis Huntington rushing for 122 yards in his third Rose Bowl in four years (he played for Mare Island in the 1918 contest).

Harvard	0	7	0	0	—	7	(Coach Bob Fisher)
Oregon	0	6	0	0	—	6	(Coach Shy Huntington)

UO — Bill Steers 25 drop kick, 2nd
 HU — Fred Church 13 run (Arnold Horween kick), 2nd
 UO — Skeet Manerud 30 drop kick, 2nd


RUSHING: (HU) A. Horween 19-75. (UO) H. Huntington 29-122, Steers 15-75.

PASSING: (HU) Murray 2-2-0-40, Felton 3-2-0-19.

RECEIVING: (HU) Casey 4-59.

Team Statistics	HU	UO
First Downs	9	18
Rushes-Yards	146	272
Passes	6-4-0	2-0-0
Passing Yards	59	0
Total Offense	205	272
Punting	8-28.9	7-30.8
Fumbles-Lost	3-2	3-1
Penalties	4-34	5-59

OREGON FOOTBALL BOWL GAME HISTORY



1949 COTTON BOWL

SMU 21, Oregon 13
Jan. 1, 1949
Dallas, Texas
Attendance: 69,000

Oregon's fourth-quarter rally fell short, despite quarterback Norm Van Brocklin completing six of 10 passes for 109 yards in the second half, as the Pacific Coast Conference co-champions were unable to defeat the winners

of the Southwest Conference in the first meeting ever between the two schools.

The combined running, passing and kicking exploits of SMU's Kyle Rote and 1948 Heisman Trophy winner Doak Walker were too much to overcome. Rote ran for 93 yards and caught four passes for 55 yards while Walker completed six of 10 aeriels for 79 yards and rushed for another 66.

But it was the duo's kicking exploits that inflicted the most first-half damage. The two-time All-America Walker pulled off a 79-yard quick kick to the Ducks' one-foot line and Rote successfully duplicated the effort with an 84-yard boot rolling dead at the 12 in the second quarter.

The Mustangs jumped on top from the outset, capping the game's initial 73-yard drive with Walker's one-yard run. George Bell's interception later in the opening period and Dewayne Johnson's second-quarter theft prevented further SMU damage. By the time Oregon was able to regroup around its veteran signal-caller, who became the school's first player to pass for more than 1,000 yards in a single season, the Ducks faced a 14-0 deficit.

Oregon scored its first touchdown early in the fourth quarter on a 24-yard pass to Dick Wilkins before SMU countered with its third score with 8:45 remaining. Van Brocklin's 41-yard pass to Darrell Robinson set up the game's final score by Bob Sanders two minutes later.

SMU	7	0	7	7	—	21	(Coach Matty Bell)
Oregon	0	0	0	13	—	13	(Coach Jim Aiken)

SMU — Doak Walker 1 run (Walker kick), 9:48, 1st
 SMU — Kyle Rote 36 run (Walker kick), 9:44, 3rd
 UO — Dick Wilkins 24 pass from N. Van Brocklin (kick failed), 12:23, 4th
 SMU — Chicken Roberts 8 run (Joe Ethridge kick), 8:45, 4th
 UO — Bob Sanders 1 run (Chet Daniels kick), 6:20, 4th

RUSHING: (SMU) Rote 16-93, Walker 14-66. (UO) Bell 17-93, Lewis 12-63, Sanders 12-63.

PASSING: (SMU) Walker 10-6-1-79, Johnson 10-4-1-32. (UO) Van Brocklin 19-8-0-145.

RECEIVING: (SMU) Rote 4-55. (UO) Wilkins 4-57, D. Robinson 3-56.

Team Statistics	SMU	UO
First Downs	19	19
Rushes-Yards	48-226	48-242
Passes	20-10-2	19-8-0
Passing Yards	111	145
Total Offense	337	387
Punting	3-68.7	3-31.0
Fumbles-Lost	0-0	1-1
Penalties	1-5	6-30



1958 ROSE BOWL

Ohio State 10, Oregon 7
Jan. 1, 1958
Pasadena, Calif.
Attendance: 98,202

Oregon quarterback Jack Crabtree's fourth-down pass to Ron Stover fell incomplete with 47 seconds remaining to allow Ohio State to avert one of the biggest upsets in the 44-year history of the New Year's Day classic.

The Ducks began their last-gasp effort against the nation's No. 1-ranked Buckeyes from their own 17-yard line with 4:29 to play. A pass interference call, a 17-yard Crabtree pass to Stover and the Oregon field general's six-yard run advanced the ball to the Ohio State 43 before the team's final two attempts failed to move the ball closer to victory.

Ohio State, which had captured the Big Ten Conference crown for the third time in four years, opened the game in convincing fashion, climaxing its 79-yard drive with a one-yard run by quarterback Frank Kremblas. The Buckeyes' lone touchdown drive was kept alive by a pair of key third-down conversions.

The Ducks knotted the score at 7-7 early in the second quarter, Jim Shanley's five-yard run capping an 80-yard march in 10 plays.

Crabtree completed 10 to 17 passes for 135 yards to receive player of the game honors, becoming only the third player in the bowl's history to earn that distinction playing for the losing team. In addition, Stover established a Rose Bowl record for most yards receiving by a Pacific Coast Conference participant.

Despite the Buckeyes' 34-yard field goal with 14:02 left, Oregon had its chances to pull off the upset. But, Jack Morris' three-point try from the same spot hooked to the left at the 5:20 mark in the third quarter and the Ducks coughed up the ball on the winner's 24-yard line following Crabtree's 23-yard completion to Stover.

Ohio State	7	0	0	3	—	10	(Coach Woody Hayes)
Oregon	0	7	0	0	—	7	(Coach Len Casanova)

OSU — Frank Kremblas 1 run (Kremblas kick), 7:03, 1st
 UO — Jim Shanley 5 run (Jack Morris kick), 12:25, 2nd
 OSU — Don Sutherlin 34 FG, 14:02, 4th


RUSHING: (OSU) White 25-93, Clark 14-82. (UO) Shanley 11-59, Morris 11-57.

PASSING: (OSU) Kramblas 6-2-0-59. (UO) Crabtree 17-10-2-135, West 3-3-0-42.

RECEIVING: (OSU) Houston 2-59. (UO) Stover 10-144, Tourville 2-27.

Team Statistics	OSU	UO
First Downs	19	21
Rushes-Yards	61-245	42-160
Passes	6-2-0	21-14-2
Passing Yards	59	191
Total Offense	304	351
Punting	2-19.0	0-0.0
Return Yards	5	0
Fumbles-Lost	0-0	3-2
Penalties	3-15	3-25

OREGON FOOTBALL BOWL GAME HISTORY



1960 LIBERTY BOWL

Penn State 41, Oregon 12
Dec. 17, 1960
Philadelphia, Pa.
Attendance: 16,624

Penn State's scoring barrages in the second and fourth quarter proved to be too much for the Ducks to overcome as the Nittany Lions successfully defended their Liberty Bowl title in the second-annual contest.

Quarterback Dick Hoak didn't appear to let the 30-degree temperatures and three-foot snowbanks along the sidelines bother him, running for two Penn State touchdowns and passing for a third to account for Oregon's most decisive setback in five seasons. In addition, Hoak picked off a pair of errant Duck passes which led to the winner's final two scores.

Despite his heroics, it was Oregon's Dave Grayson who came away with back of the game honors, rushing for 93 yards and adding 43 yards in receptions. Grayson accounted for 35 of the 88 yards on the Ducks' opening scoring drive before completing the team's third-quarter march with a 10-yard scoring run.

Defensively, Grayson recovered a Nittany Lion fumble in the end zone to prevent a second consecutive Penn State score in the second quarter, but Penn State took advantage of an Oregon fumble to accumulate 14 points in the final 2:25 before the half.

The Ducks threatened to make a game of it on Grayson's scoring run to conclude the team's second series after the intermission. However, Penn State mounted scoring drives the first three times it had the ball in the final period.

Penn State	0	21	0	20	—	41	(Coach Rip Engle)
Oregon	6	0	6	0	—	12	(Coach Len Casanova)


UO — Dave Grosz 1 run (kick failed), 5:40, 1st
 PSU — Don Jonas 1 run (Henry Opperman kick), 12:50, 2nd
 PSU — Al Gursky 2 run (Opperman kick), 2:25, 2nd
 PSU — Dick Hoak 6 run (Opperman kick), :41, 2nd
 UO — Dave Grayson 10 run (pass failed), 5:31, 3rd
 PSU — Ed Caye 1 run (Opperman kick), 9:03, 4th
 PSU — Hoak 11 run (kick failed), 7:14, 4th
 PSU — Dick Pae 33 pass from Hoak (Jonas kick), 5:14, 4th

RUSHING: (PSU) Hoak 9-61, Kerr 12-47. (UO) Grayson 10-93.

PASSING: (PSU) Hoak 5-3-0-67, Hall 7-4-0-47. (UO) Grosz 15-9-2-178.

RECEIVING: (PSU) Opperman 4-49, Pae 1-33. (UO) Bruce 4-90, Grayson 1-43.

Team Statistics	PSU	UO
First Downs	25	17
Rushes-Yards	73-301	36-187
Passes	14-8-0	16-10-2
Passing Yards	119	173
Total Offense	420	360
Punting	4-25.0	4-34.0
Fumbles-Lost	3-1	4-2
Penalties	6-40	2-1



1963 SUN BOWL

Oregon 21, SMU 14
Dec. 31, 1963
El Paso, Texas
Attendance: 18,646

Oregon rode the arm of quarterback Bob Berry in the first half and then relied on its defense in the final two quarters to preserve the Ducks' first bowl victory in 47 years in the 29th Sun Bowl contest.

Playing without two-time All-American Mel Renfro due to a wrist injury, the nation's fourth-ranked offense vaulted Oregon out to a 21-0 halftime advantage, thanks in part to a pair of H.D. Murphy interceptions. But it was the SMU offense which seized the limelight after the intermission, completing 17 of 28 passes in the final 30 minutes while the Mustangs' defense limited the Ducks to only four first downs during that same span.

Murphy set up Oregon's first score with a 49-yard interception return in the first quarter, capped by Dennis Keller's nine-yard run. Murphy's second theft thwarted a potential SMU scoring drive on the Ducks' three-yard line.

Berry's pinpoint spirals earned him the game's most valuable player honors as he connected with Dick Imwalle and Paul Burleson for second-quarter scoring passes of 23 and 20 yards, respectively.

Defensive back Ron Martin played a major role in the final touchdown, recovering a Mustang fumble at Oregon's 36 before the Ducks' junior signal-caller led his team into the end zone with less than a minute remaining before the half.

Oregon's defense was up to the task of slowing SMU's comeback in the third quarter, halting drives at the two and 21-yard line. However, the Mustangs' John Roderick caught a pair of touchdown passes in the final 10 minutes to keep his team's hopes alive. The Ducks' victory was finally secured when a SMU onside kick rolled out of bounds with 24 seconds to play.

SMU	0	0	0	14	—	14	(Coach Hayden Fry)
Oregon	7	14	0	0	—	21	(Coach Len Casanova)

UO — Dennis Keller 9 run (Buck Corey kick), 5:23, 1st
 UO — Dick Imwalle 23 pass from Bob Berry (Herm Meister kick), 6:20, 2nd
 UO — Paul Burleson 20 pass from Berry (Meister kick), :58, 2nd
 SMU — John Roderick 3 pass from Danny Thomas (pass failed), 9:29, 4th
 SMU — Roderick 7 pass from Mac White (White run), :24, 4th


RUSHING: (SMU) White 10-60. (UO) Murphy 3-49, Keller 13-40.

PASSING: (SMU) Thomas 26-15-2-188. (UO) Berry 26-11-1-146.

RECEIVING: (SMU) Jernigan 7-112, Roderick 5-61. Imwalle 3-57, Hill 3-27.

Team Statistics	SMU	UO
First Downs	20	16
Rushes-Yards	35-145	41-153
Passes	34-18-4	28-12-1
Passing Yards	232	166
Total Offense	377	319
Punting	4-39.3	7-36.0
Fumbles-Lost	4-1	1-1
Penalties	5-38	7-79

OREGON FOOTBALL BOWL GAME HISTORY



1989 INDEPENDENCE BOWL

Oregon 27, Tulsa 24
Dec. 16, 1989
Shreveport, La.
Attendance: 30,333

Junior quarterback Bill Musgrave directed Oregon to 17 points in the final 18 minutes and sophomore kicker Gregg McCallum provided the clincher with a 20-yard field goal with 3:07 remaining to rally the Ducks to victory in their first bowl appearance in 26 years.

Trailing 24-10 late in the third quarter, Musgrave capped a 54-yard scoring drive with his second touchdown pass of the night, a nine-yard strike to junior wide receiver Joe Reitzug. The bowl's offensive player of the game completed five of six passes for 53 yards during the key drive. Musgrave then put the finishing touches on the Ducks' next possession with the first rushing touchdown of his career to forge a 24-24 tie.

Oregon's defense played a major role in the comeback, limiting the golden Hurricane to 102 yards total offense in the second half and holding Tulsa on fourth down to set up McCallum's winning field goal. Senior cornerback Chris Oldham picked off a pair of interceptions to earn defensive player of the game honors and linebacker Mark Kearns added 11 tackles to his one fumble recovery. Sophomore defensive end Matt LaBounty secured the 14th annual Independence Bowl victory with a 26-yard quarterback sack with 2:12 remaining.

The error-prone Ducks dug themselves a 17-10 halftime deficit after Tulsa returned a blocked punt for a touchdown 22 seconds before the intermission. The Hurricane, who earlier had capitalized on a first-quarter Oregon interception, then scored on its second drive of the second half before Oregon was able to mount its resurgence in cold and windy conditions that dropped to 29 degrees at kickoff.

The error-prone Ducks dug themselves a 17-10 halftime deficit after Tulsa returned a blocked punt for a touchdown 22 seconds before the intermission. The Hurricane, who earlier had capitalized on a first-quarter Oregon interception, then scored on its second drive of the second half before Oregon was able to mount its resurgence in cold and windy conditions that dropped to 29 degrees at kickoff.

Oregon	3	7	7	10	—	27	(Coach Rich Brooks)
Tulsa	7	10	7	0	—	24	(Coach Dave Rader)


TU —	Brent Adams 1 run (Dave Fuess kick), 7:44, 1st
UO —	Gregg McCallum 29 FG, 1:25, 1st
UO —	Tony Hargain 20 pass from Bill Musgrave (McCallum kick), 6:56, 2nd
TU —	Fuess 26 FG, 2:15, 2nd
TU —	Derrick Williams 21 blocked punt return (Fuess kick), 0:22, 2nd
TU —	Adams 1 run (Fuess kick), 5:50, 3rd
UO —	Joe Reitzug 9 pass from Musgrave (McCallum kick), 2:05, 3rd
UO —	Musgrave 1 run (McCallum kick), 12:38, 4th
UO —	McCallum 20 FG, 3:07, 4th

RUSHING: (UO) Loville 20-82, Obee 2-34. (TU) Adams 26-72.

PASSING: (UO) Musgrave 39-22-2-320. (TU) Rubley 34-17-2-183.

RECEIVING: (UO) Reitzug 6-121, Hargain 5-100. (TU) McVey 4-47.

Team Statistics	UO	TU
First Downs	16	14
Rushes-Yards	36-140	36-70
Passes	40-23-2	34-17-2
Passing Yards	320	183
Total Offense	460	253
Punting	3-23.5	5-34.8
Fumbles-Lost	2-1	3-1
Penalties	5-49	1-15
Time of Possession	29:25	30:35



1990 FREEDOM BOWL

Colorado State 32, Oregon 31
Dec. 29, 1990
Anaheim, Calif.
Attendance: 41,450

Oregon's two-point conversion attempt with just over one minute left in the game fell inches short to prevent consecutive rallies to post-season victories in the Ducks' first-ever consecutive bowl trips.

Mistakes haunted the Ducks throughout, exemplified by Colorado State's five points to take the lead while limited to five yards and no first downs in the third quarter. Despite that, Oregon remained in position to win the game in the closing minutes behind the arm of quarterback Bill Musgrave, Oregon's bowl MVP for the second straight year.

Musgrave directed a 79-yard drive with the help of third-down completions of 31 and 21 yards to Joe Reitzug, culminating when freshman tailback Sean Burwell plunged for the score with 61 seconds left. But, Musgrave's completed conversion pass to senior flanker Michael McClellan was stopped short of the end zone.

Musgrave threw for the second-highest total in the Freedom Bowl's seven-year history and his record-tying 29 completions were one of the game's 15 records set or tied by Oregon, which also included McClellan's receptions and 46-yard kickoff return.

However, the Ducks' offense mustered only seven yards rushing and three fumbles, a muffed punt attempt and a costly penalty for roughing the passer led to 25 of the Rams' 32 points. Oregon's chance to win was made possible by Marcus Woods' block of a Colorado State extra point with just under five minutes to play in front of a bowl-record 17,500 Oregon partisans.

Sophomore inside linebacker Joe Farwell led the defense, accumulating 12 unassisted tackles among his game-high 15 stops.

Colorado St.	7	7	5	13	—	32	(Coach Earle Bruce)
Oregon	7	10	0	14	—	31	(Coach Rich Brooks)

CSU —	Mike Gimenez 1 run (Mike Brown kick), 8:36, 1st
UO —	Anthony Jones 16 pass from Bill Musgrave (Gregg McCallum kick), 2:37, 1st
UO —	McCallum 23 FG, 11:56, 2nd
CSU —	Tony Alford 1 run (Brown kick), 8:01, 2nd
UO —	Sean Burwell 3 pass from Musgrave (McCallum kick), 2:23, 2nd
CSU —	Safety, Bud Bowie recovered fumble in end zone, 7:24, 3rd
CSU —	Brown 35 FG, 2:23, 3rd
UO —	Michael McClellan 44 pass from Musgrave (Burwell pass), 14:24, 4th
CSU —	Greg Primus 49 pass from Gimenez (Brown kick), 12:21, 4th
CSU —	Todd Yert 52 run (kick blocked), 4:59, 4th
UO —	Burwell 1 run (pass failed), 1:01, 4th


RUSHING: (CS) Yert 12-94, Copeland 8-44, Alford 14-42. (UO) Burwell 12-20.

PASSING: (CS) Gimenez 10-5-1-73, Verdugo 5-3-0-35. (UO) Musgrave 47-29-0-392.

RECEIVING: (UO) McClellan 9-148, Burwell 7-54, Reitzug 5-97, Harris 2-37, Jones 2-35, Kelemeni 2-11. (CS) Primus 2-63, Yert 2-18, Lidner 2-17.

Team Statistics	UO	CSU
First Downs	21	16
Rushes-Yards	26-7	49-196
Passes	47-29-0	15-8-1
Passing Yards	392	108
Total Offense	399	304
Punting	3-38.3	6-34.7
Fumbles-Lost	5-3	2-0
Penalties	7-60	5-47
Time of Possession	30:14	29:46

OREGON FOOTBALL BOWL GAME HISTORY



1992 INDEPENDENCE BOWL

Wake Forest 39, Oregon 35
Dec. 31, 1992
Shreveport, La.
Attendance: 31,337

Oregon's third consecutive post-season game went down to the wire, but Wake Forest wound up in the winner's photo on the strength of a fourth-quarter stretch run in the first-ever

meeting between the intersectional rivals.

The Ducks appeared to be clicking on all cylinders for the game's first 35 minutes, sprinting to a 29-10 advantage after Oregon's defense scored for the second time during the warm afternoon. The Demon Deacons had been victimized by five turnovers and the Ducks had taken full benefit.

Even though Wake Forest needed less than three minutes to post a 7-0 lead, Oregon scored 29 of the game's next 32 points, taking the lead when cornerback Herman O'Berry picked the pocket of tailback Ned Moultrie and dashed 24 yards for the score.

Oregon appeared to be cruising early in the second half. The Ducks realized no points from still another defensive gem by O'Berry, his seventh interception of the year, but cornerback Alex Molden duplicated it moments later and literally walked the eight yards to the end zone.

However, the shift in momentum after that was dramatic. Oregon's offense went dry and Wake Forest cruised to scores on four straight possessions to take control.

Quarterback Danny O'Neil hit 24 of 40 passes for 227 yards, but the Ducks managed just 112 yards rushing and not many after Sean Burwell's 40-yard scamper early in the game.

O'Berry was honored as the game's outstanding defensive player after two fumble recoveries and an interception. End Romeo Bandison also enjoyed an outstanding performance with two quarterback sacks and two other tackles for minus yardage among his six total tackles.

Oregon	13	9	7	6	—	35	(Coach Rich Brooks)
Wake Forest	7	3	14	15	—	39	(Coach Bill Dooley)


WF — John Leach 1 run (Mike Green kick), 12:33, 1st
 UO — Sean Burwell 40 run (Tommy Thompson kick), 9:21, 1st
 UO — Herman O'Berry 24 fumble recovery (pass failed), 1:08, 1st
 WF — Green 38 FG, 11:01, 2nd
 UO — Vince Ferry 4 pass from Danny O'Neil (Thompson kick), 4:03, 2nd
 UO — Thompson 48 FG, :47, 2nd
 UO — Alex Molden 8 interception return (Thompson kick), 9:43, 3rd
 WF — Ned Moultrie 1 run (Green kick), 3:54, 3rd
 WF — Todd Dixon 30 pass from Keith West (Green kick), :45, 3rd
 WF — Dixon 61 pass from Bobby Jones (Leach pass), 12:02, 4th
 WF — Leach 6 run (Green kick), 5:19, 4th
 UO — Ronnie Harris 10 pass from O'Neil (pass failed), 1:05, 4th

RUSHING: (UO) Burwell 11-48, Whittle 7-27. (WF) Leach 21-116, Moultrie 11-60.

PASSING: (UO) O'Neil 24-40-1-227. (WF) West 15-27-3-262.

RECEIVING: (UO) Harris 6-74, Burwell 5-39. (WF) Dixon 5-166, Mills 4-83.

Team Statistics	UO	WF
First Downs	17	18
Rushes-Yards	32-112	49-193
Passes	40-24-1	29-16-3
Passing Yards	323	227
Total Offense	339	516
Punting	7-35.9	4-39.5
Fumbles-Lost	0-0	3-3
Penalties	6-55	11-108
Time of Possession	29:25	30:35



1995 ROSE BOWL

Penn State 38, Oregon 20
Jan. 2, 1995
Pasadena, Calif.
Attendance: 102,247

Oregon wasn't satisfied with just advancing to the Rose Bowl, not intimidated by facing an unbeaten opponent supposedly armed with the best offense in history nor awed by the largest crowd ever to watch the Ducks

play football. And, when it was over, Oregon proved it truly belonged in Pasadena.

The Ducks represented its league for the first time in 37 years in the postseason game reserved for the champion and no Pacific-10 Conference sympathizer was embarrassed to have Oregon as its emissary. The Ducks' offense pushed second-ranked Penn State around for 501 yards and its defense lived up to its advance billing.

It was Oregon's resolve that was tested when All-America tailback Ki-Jana Carter streaked 83 yards on Penn State's first offensive play to saddle the Ducks with an early 7-0 deficit. It didn't take Oregon long to knot the score and senior quarterback Danny O'Neil's second touchdown pass of the day brought the Ducks back to a 14-14 stalemate following linebacker Reggie Jordan's interception of Penn State quarterback Kerry Collins.

Oregon's offense was not appreciably scuttled throughout the game. O'Neil contributed in some form to 13 Rose Bowl records, including individual marks for passes attempted and completed and yardage through the air.

Penn State led the nation in offense with a 520-yard average, but was held below that figure by Gang Green, the acronym for Oregon's aggressive defense. The Big Ten Conference champion scored all three second-half touchdowns after taking possession in Oregon territory.

O'Neil's record day resulted in tight end Josh Wilcox catching 11 passes and flanker Cristin McLemore 10 more.

Penn State	7	7	14	0	—	38	(Coach Joe Paterno)
Oregon	7	0	7	6	—	20	(Coach Rich Brooks)

PSU — Ki-Jana Carter 83 run (Brett Conway kick), 10:50, 1st
 UO — Josh Wilcox 1 pass from Danny O'Neil (Matt Belden kick), 10:05, 1st
 PSU — Brian Milne 1 run (Conway kick), 1:26, 2nd
 UO — Cristin McLemore 17 pass from O'Neil (Belden kick), 4:54, 3rd
 PSU — Carter 17 run (Conway kick), 3:53, 3rd
 PSU — Carter 3 run (Conway kick), 2:01, 3rd
 PSU — Conway 43 FG, 5:43, 4th
 PSU — Jon Witman 9 run (Michael Barninger kick), 4:24, 4th
 UO — Ricky Whittle 3 run (pass failed), 2:44, 4th


RUSHING: (PS) Carter 21-156, Milne 9-36, Whittle 12-45.

PASSING: (PS) Collins 19-30-1-200. (UO) O'Neil 41-61-2-456.

RECEIVING: (PS) Ingram 5-52, Scott 4-41. (UO) Wilcox 11-135, McLemore 10-90.

Team Statistics	PSU	UO
First Downs	22	27
Rushes-Yards	39-228	31-45
Passes	31-20-1	61-41-2
Passing Yards	202	456
Total Offense	430	501
Punting	6-41.7	6-42.8
Fumbles-Lost	1-1	1-0
Penalties	5-37	6-52
Time of Possession	29:18	30:42

OREGON FOOTBALL BOWL GAME HISTORY



1996 COTTON BOWL

Colorado 38, Oregon 6
Jan. 1, 1996
Dallas, Texas
Attendance: 58,214

Oregon's inability to capitalize on some early scoring opportunities proved costly and the seventh-ranked Buffaloes were able to break the game open with a few big plays of their own in the third quarter as the Ducks again

returned home empty from their second straight New Year's Day bowl appearance.

At times it appeared the Ducks almost had as much trouble navigating the unfavorable weather conditions as it did the Colorado defense, which held Oregon to 139 yards under its total offensive average, but that couldn't account for the five turnovers which directly led to a trio of Colorado touchdowns. No one miscue had a bigger effect on the game's outcome as a 95-yard interception return for a second-quarter score after junior quarterback Tony Graziani had driven the Ducks to the nine-yard line.

Pacific-10 Conference all-purpose running leader Ricky Whittle returned the opening kickoff 63 yards to the Colorado 26-yard line but the Ducks were unable to advance beyond the eight-yard line and were forced to settle for a Joshua Smith field goal. Moments later, linebacker Rich Ruhl picked off a John Hessler pass to present Oregon with another golden opportunity but another stalled drive resulted in the Ducks' 33-yard three-pointer.

The Ducks' defense proved to be up to the task against the nation's sixth-best offense, providing the offense with field position inside the midfield stripe two more times after taking a 6-0 lead and kept Oregon within striking distance at halftime. But a 19-point explosion in the third quarter in less than eight minutes proved to be too much to overcome.

Oregon's defenders were victimized by a 62-yard pass play and another 55-yard run to set up a pair of scores and account for almost half of Colorado's 313 offensive yards. Sophomore Kenny Wheaton added his fifth interception of the year.

Oregon	6	0	0	0	—	6	(Coach Mike Bellotti)
Colorado	0	13	19	6	—	38	(Coach Rick Neuheisel)


- UO — Joshua Smith 25 FG, 12:53, 1st
- UO — Smith 33 FG, 8:33, 1st
- CU — John Hessler 1 run (Neil Voskeritchian kick), 14:56, 2nd
- CU — Marcus Washington 95 interception return, (kick failed), 6:31, 2nd
- CU — Matt Lepsis 2 pass from Hessler (Voskeritchian kick), 13:37, 3rd
- CU — Herchell Troutman 6 run (run failed), 8:40, 3rd
- CU — Phil Savoy 12 pass from Hessler (kick blocked), 5:42, 3rd
- CU — Ayyub Abdul-Rahmaan 5 run (kick blocked), 1:11, 4th

RUSHING: (UO) Whittle 12-50, Parker 3-43. (CU) Troutman 13-100.

PASSING: (UO) Graziani 19-37-2-113. (CU) Hessler 11-26-2-115.

RECEIVING: (UO) Whittle 4-18, McLemore 3-26, Hodge 2-33. (CU) Kidd 2-73, Savoy 3-29.

Team Statistics	UO	CU
First Downs	16	16
Rushes-Yards	29-105	41-170
Passes	44-21-2	27-12-2
Passing Yards	162	143
Total Offense	267	313
Punting	5-38.4	4-28.5
Fumbles-Lost	4-3	2-1
Penalties	8-67	6-41
Time of Possession	30:01	29:59



1997 LAS VEGAS BOWL

Oregon 41, Air Force 13
Dec. 20, 1997
Las Vegas, Nev.
Attendance: 21,514

An explosive Oregon offense put together its most potent display of the year while a maligned defense stuffed the nation's ninth-best rushing attack to pace its first post-season triumph in eight years over 23rd-ranked Air

Force.

The Ducks tallied touchdowns on their first two plays from scrimmage and ate up less than a minute off the clock on each of their five offensive touchdowns. Pat Johnson accounted for his first of two scores on a bomb from Akili Smith to open the barrage and Saladin McCullough rambled for his longest run as a collegian to help seize the early momentum.

Meanwhile, an inspired defense which came into the game yielding over 440 yards per game, dismantled the Falcons' option attack and limited them to a season-low 211 yards total offense. The Ducks' defenders were so dominating that they refused to allow the cadets to cross midfield until the second quarter and thwarted a second attempt into Oregon territory with a Jaiya Figueras interception.

Adding to the team victory was a blocked punt by true freshman Garrett Sabol midway through the second period, resulting in a Kevin Parker recovery in the end zone and a 19-0 Oregon lead. The victors accumulated 313 of their season-high 583 yards total offense during the game's first 30 minutes against a contingent ranked third in the country in scoring defense (12.4 avg.) and 10th in total defense (289.3 avg.)

Jason Maas came off the bench to throw for three touchdowns and scrambled for 28 yards that kept a drive alive before concluding with Tony Hartley's score 28 seconds before halftime.

Yet it was Johnson who was named the games most valuable player after accumulating 272 all-purpose yards.

Peter Sirmon ended the day with 11 tackles and Michael Fletcher added nine as the defenders limited Air Force to only three first downs and 92 yards total offense in the second half.

Oregon	13	13	8	7	—	41	(Coach Mike Bellotti)
Air Force	0	0	13	0	—	13	(Coach Fisher DeBerry)

- UO — Pat Johnson 69 pass from Akili Smith (Josh Frankel kick), 14:42, 1st
- UO — Saladin McCullough 76 run (kick failed), 12:54, 1st
- UO — Kevin Parker 0 punt return (kick failed), 8:33, 2nd
- UO — Tony Hartley 7 pass from Jason Maas (Joshua Smith kick), :28, 2nd
- AF — Blane Morgan 1 run (Alex Wright kick), 8:29, 3rd
- UO — Hartley 21 pass from Maas (Blake Spence pass), 4:55, 3rd
- AF — Bryce Fisher 45 fumble return (pass failed), :43, 3rd
- UO — Johnson 78 pass from Maas (J. Smith kick), 14:50, 4th


RUSHING: (UO) McCullough 17-150, Maas 5-40, Latimer 5-30. (AF) Singleton 13-66.

PASSING: (UO) Maas 9-15-0-188, A. Smith 4-10-1-87. (AF) Morgan 6-19-1-59.

RECEIVING: (UO) Johnson 5-169, Hartley 3-35, Spence 2-59. (AF) Newman 2-29.

Team Statistics	UO	AF
First Downs	22	11
Rushes-Yards	43-266	41-152
Passes	30-16-1	21-6-1
Passing Yards	317	59
Total Offense	583	211
Punting	6-38.7	10-36.6
Fumbles-Lost	3-2	1-1
Penalties	19-166	7-57
Time of Possession	30:18	29:42

OREGON FOOTBALL BOWL GAME HISTORY



1998 ALOHA BOWL

Colorado 51, Oregon 43
Dec. 25, 1998
Honolulu, Hawaii
Attendance: 38,803

Oregon's 22-point fourth-quarter rally was not enough to overcome a season-high six turnovers and opponent's big plays as it dropped its second post-season bid to the Buffaloes in four years.

Colorado returned the opening kickoff 93 yards for a score to pace a 17-point first-quarter outburst in a game that established a Pac-10 post-season record for most total points by two teams.

Trailing 44-14 midway through the third quarter, the Ducks converted four of their next five drives into touchdowns before a fourth-down pass from Akili Smith to Bobby Nero fell incomplete with only 2:19 remaining in the game. Smith capped a brilliant senior season by throwing for the fourth-highest single-game total in school history, earning the game's co-MVP honors. Tailback Derien Latimer, making only his fourth start of the year, tied an Aloha Bowl record by running for three scores as Oregon accumulated 308 yards total offense in the second half against a squad which ended the year ranked 13th in the country in total defense (296.0 avg.).

Smith struggled to complete only eight of 21 passes in the first half before returning to form to pinpoint 16 of 25 aerials for 290 yards in the final 30 minutes. Wide receivers Damon Griffin and Donald Haynes became the school's first tandem in two years to each accumulate better than 100 yards receiving.

The Ducks' defense played deceptively well, led by senior linebacker Chris Vandiver's 15 tackles. Colorado was limited to 130 yards of offense in the second half.

Colorado	17	20	7	7	—	51	(Coach Rick Neuheisel)
Oregon	0	14	7	22	—	43	(Coach Mike Bellotti)


CU —	Brian Kelly 93 kickoff return (Jeremy Aldrich kick), 14:43, 1st
CU —	Aldrich 48 FG, 6:36, 1st
CU —	Javon Green 5 pass from Mike Moschetti (Aldrich kick), 2:10, 1st
UO —	Derien Latimer 11 run (Nathan Villegas kick), 13:23, 2nd
CU —	Marcus Stiggers 58 pass from Moschetti (Aldrich kick), 12:19, 2nd
CU —	Aldrich 41 FG, 10:00, 2nd
UO —	Latimer 4 run (Villegas kick), 7:11, 2nd
CU —	Darrin Chiaverini 72 pass (Aldrich kick), 6:53, 2nd
CU —	Aldrich 23 FG, 00:02, 2nd
CU —	Damon Wheeler 52 fumble return (Aldrich kick), 10:39, 3rd
UO —	Jed Weaver 9 pass from Akili Smith (Villegas kick), 7:31, 3rd
UO —	Latimer 1 run (Villegas kick), 13:34, 4th
CU —	Daniel Graham 20 pass from Moschetti (Aldrich kick), 10:45, 4th
UO —	Smith 1 run (Villegas kick), 7:13, 4th
UO —	Donald Haynes 42 pass from Smith (Bobby Nero pass), 5:55, 4th

RUSHING: (CU) Cherrington 10-92. (UO) Latimer 19-74.

PASSING: (CU) Moschetti 11-23-0-213. (UO) Smith 24-46-1-456.

RECEIVING: (CU) Chiaverini 3-96, Stiggers 3-81. (UO) Griffin 8-146, Haynes 7-148, Nero 3-63, Weaver 3-45.

Team Statistics	CU	UO
First Downs	13	27
Rushes-Yards	35-176	35-79
Passes	24-12-0	46-24-1
Passing Yards	221	456
Total Offense	397	535
Punting	6-51.5	4-48.3
Fumbles-Lost	3-1	5-5
Penalties	8-75	4-30
Time of Possession	26:42	33:18



1999 SUN BOWL

Oregon 24, Minnesota 20
Dec. 31, 1999
El Paso, Texas
Attendance: 48,757

Joey Harrington completed a 10-yard scoring pass to Keenan Howry with only 1:32 remaining to play to lead Oregon to the Pac-10's lone post-season triumph in five tries.

No. 12 Minnesota grabbed a 20-17 advantage on the first play of the final period with its third touchdown pass of the afternoon before the Ducks came from behind in the closing minutes for the fourth time this season. Harrington, who remained unbeaten in his fourth career start, waited until 7:28 remained on the clock before engineering Oregon's longest scoring drive of the season, capping a 12-play, 87-yard drive in 5:56 with his lone touchdown toss of the day. The Portland sophomore, who had previously run for a pair of scores, connected on four of five aerials on the decisive series, including a fourth-down strike for 23 yards to Tony Hartley to keep the drive alive.

Yet it wasn't until a Dietrich Moore quarterback sack and Saul Patu fumble recovery that the Ducks could breathe easier. The Ducks' defense limited the nation's 11th-ranked rushing offense to only 96 yards, while the Oregon offense wore down an opposition that tied for eighth in the country in scoring defense. Peter Sirmon led all Oregon defenders with 16 tackles while Moore and Matt Smith each took part in two quarterback sacks.

Michael Fletcher picked off one of two interceptions and added a 16-yard punt return to set up Oregon's 37-yard field goal.

Minnesota	7	0	6	7	—	20	(Coach Glen Mason)
Oregon	0	7	10	7	—	24	(Coach Mike Bellotti)

UM —	R. Johnson 1 pass from B. Cockerham (Nystrom kick), 3:52, 1st
UO —	Joey Harrington 5 run (Nathan Villegas kick), 1:11, 2nd
UM —	Arland Bruce 38 pass from Cockerham (kick failed), 12:42, 3rd
UO —	Harrington 1 run (Villegas kick), 8:04, 3rd
UO —	Villegas 37 FG, 3:11, 3rd
UM —	Johnson 7 pass from Cockerham (Nystrom kick), 14:56, 4th
UO —	Keenan Howry 10 pass from Harrington (Villegas kick), 1:32, 4th


RUSHING: (UM) Hamner 20-64, Cockerham 12-26. (UO) Droughns 21-95, Ho-Ching 9-56.

PASSING: (UM) Cockerham 19-37-2-257. (UO) Harrington 20-43-0-232.

RECEIVING: (UM) Johnson 7-54, Leverson 6-126. (UO) Hartley 7-113, Howry 3-54.

Team Statistics	UM	UO
First Downs	19	22
Rushes-Yards	35-96	39-156
Passes	37-19-2	43-20-0
Passing Yards	257	232
Total Offense	353	388
Punting	7-46.1	8-40.6
Fumbles-Lost	1-1	2-1
Penalties	5-58	4-25
Time of Possession	24:35	35:25

OREGON FOOTBALL BOWL GAME HISTORY



2000 HOLIDAY BOWL

Oregon 35, Texas 30
Dec. 29, 2000
San Diego, Calif.
Attendance: 63,278

The Oregon defense limited Texas to only 88 yards total offense in the second half while denying the 12th-ranked Longhorns access to the end zone on their final three possessions of the game to cap the Ducks' first 10-win

season in school history.

Quarterback Joey Harrington became only the third player in Holiday Bowl history to run, pass and be on the receiving end of a touchdown in the same game as he helped ignite Oregon's fourth-quarter comeback for the fifth time of the season. For his efforts, he was named offensive player of the game.

The Pac-10 co-champions relied on big plays to grab a 14-0 advantage in the opening 13 minutes, but were fortunate to trail by only 21-14 after a blocked punt with 1:11 remaining before the half. However defensive back Ryan Mitchell initiated the momentum swing with his team's second of four interceptions.

Tailback Maurice Morris knotted the score at 21-21 with his longest scoring reception of the season while Allan Amundson came off the bench to set up a go-ahead score with his longest run of his career (36 yards) to provide a brief edge.

After Texas returned the ensuing kickoff into the end zone, Oregon put together an eight-play, 68-yard drive for the winning tally but couldn't rest easy until the final pass fell incomplete in the end zone.

Cornerback Rashad Bauman halted one drive with an interception at the Ducks' 16-yard line with just over a minute remaining to play to go along with his six tackles to earn defensive player-of-the-game honors. Outside linebacker Garrett Sabol led all tacklers with 12 stops.

Texas	0	21	0	9	—	30	(Coach Mack Brown)
Oregon	14	0	7	14	—	35	(Coach Mike Bellotti)


UO —	Justin Peelle 1 pass from Joey Harrington (Frankel kick), 8:35, 1st
UO —	Harrington 18 pass from Keenan Howry (Frankel kick), 2:19, 1st
UT —	Hodges Mitchell 3 run (Stockton kick), 10:39, 2nd
UT —	Chris Simms 4 run (Stockton kick), 4:14, 2nd
UT —	Greg Brown 23 interception return (Stockton kick), 3:46, 2nd
UO —	Maurice Morris 55 pass from Harrington (Frankel kick), 12:32, 3rd
UO —	Harrington 9 run (Frankel kick), 9:43, 4th
UT —	Victor Ike 93 kickoff return (Stockton kick), 9:25, 4th
UO —	Jason Willis 4 run (Frankel kick), 5:46, 4th
UT —	Team safety

RUSHING: (UT) Mitchell 17-41. (UO) Morris 26-82, Amundson 5-48.

PASSING: (UT) Simms 17-33-4-245. (UO) Harrington 19-30-1-273.

RECEIVING: (UT) Healy 5-98, Johnson 4-42. (UO) Morris 5-104, Howry 5-59, Peelle 4-48, Willis 3-33.

Team Statistics	UT	UO
First Downs	19	21
Rushes-Yards	31-54	40-129
Passes	33-17-4	32-20-1
Passing Yards	245	291
Total Offense	299	420
Punting	3-42.3	5-32.4
Fumbles-Lost	3-1	1-1
Penalties	6-55	6-50
Time of Possession	28:09	31:51



2002 FIESTA BOWL

Oregon 38, Colorado 16
Jan. 1, 2002
Tempe, Ariz.
Attendance: 74,118

Joey Harrington threw for four touchdowns and Steve Smith intercepted a bowl-record three passes as No. 2 Oregon pounded No. 3 Colorado in the 31st Fiesta Bowl.

Heisman Trophy finalist Harrington became the first Pac-10 quarterback to lead his team to three bowl wins, and ended his career third at Oregon in passing yards (6,911) and touchdowns (59).

After a first-quarter Buffalo touchdown, the Ducks scored 38 consecutive points. The game's offensive MVP led the charge with a 28-yard scoring strike to Keenan Howry and a season-long 79-yard TD pass to Samie Parker on subsequent drives. The latter marked Oregon's longest scoring play in bowl history and tied for the longest pass in Fiesta Bowl history. On the ground, Maurice Morris brought the crowd to its feet in the second half with a dazzling 49-yard touchdown scamper though a half-dozen would-be tacklers, as he rolled off the back of another. His 89 rushing yards at game's end also made him the first back in Oregon history to run for 1,000 yards in consecutive seasons (1,049). Freshman kicker Jared Siegel also booted a career-long 47-yard field goal early in the fourth quarter.

Colorado tried its luck in the air in the second half, and salvaged a couple of late scores to avoid the biggest defeat in Fiesta Bowl history. The Duck defense held the Buffalo rushers to a combined 49 yards — far below their previous 228.5 avg. that ranked eighth nationally. Wesly Mallard and Dave Moretti led the Duck defenders with 13 and 11 tackles, respectively, while Smith earned the game's top defensive award.

Oregon	7	14	7	10	—	38	(Coach: Mike Bellotti)
Colorado	7	0	0	9	—	16	(Coach: Gary Barnett)

CU —	Brandon Drumm 1 run (Brougham kick), 6:26, 1st
UO —	Keenan Howry 28 pass from Joey Harrington (Siegel kick), 3:48, 1st
UO —	Samie Parker 79 pass from Harrington (Siegel kick), 3:13, 2nd
UO —	Onterio Smith 6 pass from Harrington (Siegel kick), 2:29, 2nd
UO —	Maurice Morris 49 run (Siegel kick), 12:33, 3rd
UO —	Siegel 47 FG, 12:03, 4th
UO —	Justin Peelle 4 pass from Harrington (Siegel kick), 9:38, 4th
CU —	Flores 39 FG, 5:47, 4th
CU —	Daniel Graham 4 pass from Craig Ochs (kick failed), :18, 4th


RUSHING: (UO) Morris 11-89, O. Smith 14-51. (CU) Brown 9-30, Johnson 8-24, Purify 6-19.

PASSING: (UO) Harrington 28-42-1-350. (CU) Pesavento 11-27-2-139, Ochs 13-20-1-140.

RECEIVING: (UO) Parker 9-162, Willis 6-62, Peelle 5-66, Howry (UO) 3-33. (CU) McCoy 5-66, Johnson 3-50, Brunson 3-35, Graham 10-89.

Team Statistics	UO	CU
First Downs	20	22
Rushes-Yards	150	49
Passes	42-28-1	47-24-3
Passing Yards	350	279
Total Offense	500	328
Punting	5-36.2	5-40.8
Fumbles-Lost	0-0	1-0
Penalties	8-74	8-55
Time of Possession	31:05	28:55

OREGON FOOTBALL BOWL GAME HISTORY



2002 SEATTLE BOWL

Wake Forest 38, Oregon 17
Dec. 30, 2002
Seattle, Wash.
Attendance: 38,241

Attempts to rebound from a disappointing last half of its regular season proved futile as big plays and a ball-control offense contributed to Oregon's first post-season setback in four tries.

After jumping onto the scoreboard first via a Jared Siegel field goal, the Ducks were unable to secure their second first down of the game until staring at a 14-3 deficit in Seahawks Stadium. Despite completing only nine passes, Wake Forest's offense took advantage of maintaining possession of the football for 34:34 while scoring on two of four plays longer than 30 yards to account for a second bowl win over Oregon in 11 years.

Redshirt freshman quarterback Kellen Clemens came off the bench to replace Jason Fife to open the second quarter — responding with his first touchdown pass as a collegian in his most extensive play to date — and helped the Ducks bounce back from an 18-point deficit.

A 43-yard Keenan Howry punt return, followed by the school's career receiving leader's 36-yard run, led to Matt Floberg's lone scoring run of the year to close the gap to 24-17 late in the third quarter. Yet the Oregon offense was unable to take advantage of the momentum as it was limited to only two more first downs the remainder of the afternoon.

Linebackers David Moretti and Kevin Mitchell led the defense with 17 and 15 tackles, respectively, while George Wrihster's five catches propelled him to the top of the school's list for most single-season catches by a tight end ever (41).

Wake Forest	7	14	10	7	—	38	(Coach: Jim Grobe)
Oregon	3	7	7	0	—	17	(Coach: Mike Bellotti)

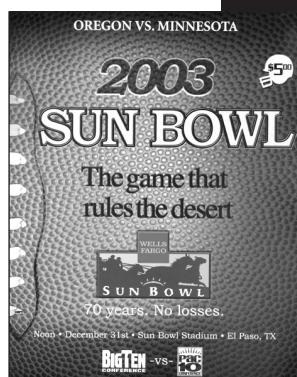
UO — Jared Siegel 45 FG, 12:25, 1st
 WF — Ovie Mughelli 1 run (Matt Wisnosky kick), 10:26, 1st
 WF — Jason Anderson 57 pass from James MacPherson (Wisnosky kick), 12:38, 2nd
 WF — MacPherson 1 run (Wisnosky kick), 2:40, 2nd
 UO — Samie Parker 7 pass from Kellen Clemens (Siegel kick), :26, 2nd
 WF — Wisnosky 43 FG, 9:37, 3rd
 UO — Matt Floberg 1 run (Siegel kick), 5:39, 3rd
 WF — Anderson 63 pass from MacPherson (Wisnosky kick), 2:02, 3rd
 WF — Chris Barclay 12 run (Wisnosky kick), 2:48, 4th

RUSHING: (WF) Barclay 19-82, Davis 9-65, Williams 16-53. (UO) Smith 18-62, Howry 1-36.

PASSING: (WF) MacPherson 9-16-0-241. (UO) Clemens 19-31-0-161, Fife 1-10-0-4.

RECEIVING: (WF) Anderson 3-157, Landfried 3-45, Davis 2-27. (UO) Howry 5-50, Wrihster 5-34, Parker 4-43, Floberg 2-21, Willis 2-16.

Team Statistics	WF	UO
First Downs	23	13
Rushes-Yards	256	125
Passes	16-9-0	41-20-0
Passing Yards	241	165
Total Offense	497	290
Punting	5-48.4	6-50.2
Fumbles-Lost	3-0	1-1
Penalties	3-15	2-10
Time of Possession	34:34	25:26



2003 SUN BOWL

Minnesota 31, Oregon 30
Dec. 31, 2003
El Paso, Texas
Attendance: 49,864

The Gophers won the see-saw battle with 23 seconds left when kicker Rhys Lloyd booted a 42-yard field goal on a ball tipped by senior defensive tackle Junior Siavii at the line.

The Ducks had taken a 30-28 lead on a 47-yard field goal by Jared Siegel with 4:16 to play before Minnesota (10-3) drove 55 yards on its ensuing possession to set up Lloyd's winner.

Oregon used two of their timeouts in the final minute to give the offense and quarterback Kellen Clemens one last chance, but the sophomore starter was intercepted with 10 seconds remaining. Clemens ended with career highs in completions (32), attempts (42) and yards (363), as well as matching one Sun Bowl record with three touchdowns and claiming another pinnacle with a 76.2% completion percentage. Samie Parker ended as game MVP after the school's single-game record-holder broke bowl records for catches (16), yards (200) and touchdown catches (two).

Minnesota, which had ranked third nationally in rushing (293.2 avg.), dominated the ground stats with 241 yards on 55 carries. Laurence Maroney led ball-carriers with 15 carries for 135 yards and a TD for Minnesota, and Thomas Tapeh added three scores.

The game opened with a scoreless first quarter, but the teams combined for a bowl-record 31 points in the second period. Clemens opened the scoring with a 9-yard touchdown pass to Dante Rosario with less than a minute elapsed. Siegel hit a season-high three field goals (30, 32 and 47) to earn top special teams honors while Siavii was honored as the game's top lineman.

Minnesota	0	14	14	3	—	31	(Coach Glen Mason)
Oregon	0	17	7	6	—	30	(Coach Mike Bellotti)

UO — Dante Rosario 9 run (Jared Siegel kick), 14:06, 2nd
 UM — Thomas Tapeh 1 run (Rhys Lloyd kick), 9:50, 2nd
 UO — Samie Parker 17 pass from Kellen Clemens, 8:45, 2nd
 UM — Tapeh 1 run (Lloyd kick), 1:11, 2nd
 UO — Siegel 30 FG, 0:00, 2nd
 UO — Tapeh 6 run (Lloyd kick), 8:38, 3rd
 UO — Parker 40 pass from Clemens (Siegel kick), 3:09, 3rd
 UM — Laurence Maroney 22 run (Lloyd kick), 0:14, 3rd
 UO — Siegel 32 FG, 9:36, 4th
 UO — Siegel 47 FG, 4:16, 4th
 UM — Lloyd 42 FG, 0:23, 4th


RUSHING: (UM) Maroney 15-131, Tapeh 13-40, Barber 16-37. (UO) Whitehead 6-35, Washington 6-28.

PASSING: (UM) Abdul-Khaliq 12-21-0-172. (UO) Clemens 32-42-1-363, Fife 1-1-0-13.

RECEIVING: (UM) Hosack 6-107. (UO) Parker 16-200, Whitehead 5-42, Williams 4-49, Rosario 3-36, Day 3-31.

Team Statistics	UM	UO
First Downs	23	25
Rushes-Yards	55-241	24-77
Passes	21-12-0	44-33-1
Passing Yards	172	376
Total Offense	413	453
Punting	3-38.7	3-29.0
Fumbles-Lost	2-1	0-0
Penalties	3-19	5-40
Time of Possession	31:33	28:27

OREGON FOOTBALL BOWL GAME HISTORY



2005 HOLIDAY BOWL

Oklahoma 17, Oregon 14
Dec. 29, 2005
San Diego, Calif.
Attendance: 65,416

An Oklahoma interception deep in its own territory with just over 30 seconds left to play put an end to an Oregon comeback and preserved the Sooners' Holiday Bowl win. Sophomore quarterback Brady Leaf came off the bench midway through the fourth quarter to rally the Ducks from a 17-7 deficit, completing a 3-yard touchdown pass to tight end Tim Day with 3:30 remaining in the game to pull Oregon within striking distance.

Trailing by only three points, the Ducks' defense held the Big 12 Conference South Division runners-up to three plays and a punt while taking over control of the football on its own 22-yard line with 3:04 left on the clock. Completions of six and 37 yards to running back Terrence Whitehead and a 19-yard pass to freshman running back Jeremiah Johnson positioned Oregon with a chance for its first win over the Sooners in six tries. But rather than play for a game-tying field goal, Leaf's pass to Demetrius Williams inside the Oklahoma 10-yard line couldn't elude linebacker Clint Ingram's leap as Oregon fell short in the post-season for the third straight time.

After struggling in two first-half drives and a third to start the second half, Leaf rebounded to complete 11 of 18 passes for 118 yards in the final 7:13 of the game. In addition, the Oregon defense, led by senior linebacker Anthony Trucks, held the Sooners to only 42 yards of total offense in the final quarter. Trucks completed his career with a game-high 14 tackles, along with one fumble recovery as well as a forced fumble, to be awarded the bowl's defensive player of the game.

But it was a sluggish third quarter that put the Ducks in a bind as Oklahoma controlled the football for just over 10 minutes of the period and capped two of its four drives with touchdowns.

Oregon opened the game strong as starting quarterback Dennis Dixon accounted for 72 of its 116 total yards from the game's first two drives, yet the Ducks could convert the prosperity into only seven points en route to a 7-3 halftime advantage. Dixon completed eight of 12 passes for 89 yards in the opening 15 minutes.

Oregon	7	0	0	7	—	14	(Coach Mike Bellotti)
Oklahoma	3	0	14	0	—	17	(Coach Bob Stoops)


OU —	Garret Hartley 34 field goal, 8:04, 1st
UO —	Demetrius Williams 5 run (Paul Martinez kick), 2:58, 1st
OU —	J.D. Runnels 17 pass from Rhett Bomar (Hartley kick), 9:20, 3rd
OU —	Kejuan Jones 8 run (Hartley kick), 3:25, 3rd
UO —	Tim Day 3 pass from Brady Leaf (Martinez kick), 3:30, 4th

RUSHING: (UO) Whitehead, 12-43, Dragich 1-20, Stewart 2-6, D. Williams 1-5, Dixon 9-5, Strong 1-3, Johnson 1-1, Leaf 5-1. (OU) Peterson 23-84, Jones 7-30, Bomar 9-14, Patrick 1-4.

PASSING: (UO) Leaf 14-24-136-1. Dixon 11-19-107-0, Strong 0-1-0-0. (OU) Bomar 17-30-229-1.

RECEIVING: (UO) Finley 9-67, Whitehead 6-83, D. Williams 4-27, Day 3-14, Johnson 1-19, Paysinger 1-18, Rosario 1-15. (OU) Kelly 7-79, Iglesias 5-85, Johnson 2-32, Runnels 1-17, Peterson 1-8, Jones 1-8.

Team Statistics	UO	OU
First Downs	17	19
Rushes-Yards	32-84	40-132
Passes	44-25-1	30-17-1
Passing Yards	243	229
Total Offense	327	361
Punting	8-45.1	7-37.9
Fumbles-Lost	1-0	2-1
Penalties	3-15	10-70
Time of Possession	31:23	28:37



2006 LAS VEGAS BOWL

BYU 38, Oregon 8
Dec. 21, 2006
Las Vegas, Nev.
Attendance: 42,075

John Beck passed for 375 yards and two touchdowns and Curtis Brown ran for 120 yards and two TDs, leading No. 19 BYU to its tenth straight win. Jonny Harline, voted MVP after the game, caught nine passes for 181 yards and

Justin Robinson intercepted two passes for BYU (11-2), which shut out the Ducks (7-6) through three quarters.

Oregon lost its fourth in a row and was never close after BYU scored 17 points in the second quarter. The Ducks had just 120 yards of offense through three quarters and didn't score until Brian Paysinger caught a 47-yard pass from Dennis Dixon with 10:27 left in the game.

The Ducks allowed two sacks on their first series and Brady Leaf and Dixon combined to throw for 166 yards. Both threw an interception and Oregon finished with 260 yards of offense and lost its fourth straight bowl game.

The teams played in front of the largest crowd in stadium history, breaking the previous high of 42,075 fans for UNLV's game against Wisconsin in 2002.

Beck opened the game slowly, but had four passes in the hands of his receivers that were dropped. Beck started focusing more on Harline and it paid off with a field goal and two touchdowns in the second quarter.

They connected on a 41-yard pass in the second quarter that put BYU ahead 17-0, then Brown scored on a 4-yard run just before halftime and BYU led 24-0.

After getting stuck at their own 2 on a punt, Beck completed a 17-yard pass to Harline on first down to get the Cougars out of trouble quickly. BYU drove for Jared McLaughlin's 24-yard field goal that put the Cougars up 3-0, then BYU drove 71 yards on its next possession for another score.

BYU	0	17	7	14	—	38	(Coach Bronco Mendenhall)
Oregon	0	0	0	8	—	8	(Coach Mike Bellotti)

BYU —	Jar McLaughlin 24 field goal, 13:25, 2nd
BYU —	Curtis Brown 6 run (McLaughlin kick), 6:57, 2nd
BYU —	Jonny Harline 41 pass from John Beck (McLaughlin kick), 1:50, 2nd
BYU —	Brown 4 run (McLaughlin kick), 3:42, 3rd
BYU —	Beck 13 run (McLaughlin kick), 11:29, 4th
UO —	B. Paysinger 47 pass from Dennis Dixon (J. Johnson rush), 10:27, 4th
BYU —	Tonga 17 pass from Beck (McLaughlin kick), 9:14, 4th

RUSHING: (BYU) Brown 17-120, Beck 6-26, Tonga 4-21, Meikle 2-3, Vakapuna 2-3. (UO) Dixon 10-51, Johnson 6-41, Stewart 7-21, Leaf 7-minus 19.

PASSING: (BYU) Beck 28-46-2-375, Team 0-1-0-0. (UO) Dixon 10-20-1-122, Leaf 6-14-1-44.

RECEIVING: (BYU) Harline 9-181, Brown 7-55, Tonga 4-52, Jacobson 2-26, Reed 2-14, Collie 2-10, Allen 1-34, Vakapuna 1-3. (UO) Kent 5-33, Johnson 3-25, Dickson 2-20, Paysinger 1-47, Rosario 1-12, Stewart 1-9, Strong 1-8, Finley 1-7, Colvin 1-5.

Team Statistics	BYU	UO
First Downs	30	14
Rushes-Yards	31-173	30-94
Passes	47-28-2	34-16-2
Passing Yards	375	166
Total Offense	548	260
Punting	4-43.2	7-39.4
Fumbles-Lost	1-0	2-0
Penalties	7-70	8-75
Time of Possession	34:24	25:36

OREGON FOOTBALL BOWL GAME HISTORY



2007 SUN BOWL

Oregon 56, South Florida 21
Dec. 31, 2007
El Paso, Texas
Attendance: 49,867

EL PASO, Texas (AP) -- Jonathan Stewart set a Sun Bowl record with a career-high 253 yards rushing and Justin Roper threw four touchdown passes in his first start as Oregon beat South Florida 56-21.

The Ducks (9-4) scored 28 straight points in the third quarter to snap a four-game postseason losing streak, their first bowl win since beating Colorado 38-16 in the Fiesta Bowl after the 2001 season.

Oregon made it look easy against the Bulls (9-4), who boasted one of the nation's better defenses. Credit the steady play by Roper, a red-shirt freshman, and Stewart, as smooth a runner as you'll find.

The Ducks won for the first time since losing quarterback Dennis Dixon to a knee injury in November, snapping a three-game losing streak the killed their national title hopes. How easy was it for the Ducks? They won a matchup of teams that'd been ranked No. 2 in the nation earlier this season handily, despite setting a Sun Bowl record with 138 penalty yards.

Roper started the scoring avalanche with a 14-yard TD strike to Jason Williams and added a 15-yard scoring pass to Ed Dickson.

On the next play from scrimmage, Walter Thurmond stepped in front of a pass by South Florida's Matt Grothe and returned it 25 yards for another TD, giving the Ducks a 39-14 lead midway through the third.

But these hard-hitting Quackers weren't finished. Grothe had another interception on the ensuing possession, the first of two for Oregon's Jairus Byrd, setting up Roper's 8-yard TD pass to Stewart.

On that drive, Stewart got free on a 16-yard gain, breaking the previous Sun Bowl record of 197 yards rushing set in 1977 by LSU's Charles Alexander in a 24-14 loss to Stanford.

Just like that, Oregon's 18-14 halftime lead had swelled to 46-14.

For good measure, Matt Evensen added a 30-yard field goal early in the fourth quarter and defensive end Michael DiVincenzo returned an interception for a touchdown with 3:23 remaining.

Roper opened the season fifth on the depth chart and ran the scout team until a series of quarterback injuries - none more devastating than the loss of Dixon, a Heisman Trophy hopeful - reshaped the Oregon roster.

Coach Mike Bellotti gave Roper the start over Cody Kempt, another redshirt freshman. Roper responded by tying a Sun Bowl record with four TD passes and finished 17-of-30 for 180 yards passing with no interceptions.

Stewart was just as impressive. He broke a 71-yard TD run late in the second quarter, greeted by an enormous hole off left tackle as he raced untouched to the end zone to give the Ducks an 18-11 lead.

Stewart kept the momentum going after the break. His 41-yard run on Oregon's first drive of the second half set up Roper's second TD pass for a 25-14 lead, and he logged the ninth-best rushing effort in a bowl game.

There was no sign of the turf toe injury that slowed Stewart earlier this season, when Oregon dropped from the national title chase.

South Florida, which reached No. 2 in the country in just its 11th season playing football, missed a chance to win 10 games for the first time.

The 49,867 fans were treated to lots of penalty flags. The teams combined to break the Sun Bowl record for total penalty yardage - 202 penalty yards - and it wasn't even halftime when the old mark fell.

South Florida	0	14	0	7	21	(Coach Jim Leavitt)
Oregon	8	10	28	10	56	(Coach Mike Bellotti)

ORE	—	Strong, G. 7 yd pass from Roper, J. (Evensen, M. rush), 6:28, 1st
USF	—	Alvarado, Delbe 29 yd field goal, 14:49, 2nd
ORE	—	Evensen 39 yd field goal, 12:08, 2nd
USF	—	Johnson, T. 21 yd pass from Grothe, M. (Hill, C. pass from Grothe), 7:04, 2nd
ORE	—	Stewart, J. 71 yd run (Evensen kick), 3:17, 2nd
USF	—	Alvarado 35 yd field goal, 0:00, 2nd
ORE	—	Williams, J. 14 yd pass from Roper (Evensen kick), 10:17, 3rd
ORE	—	Dickson, Ed 15 yd pass from Roper (Evensen kick), 7:35, 3rd
ORE	—	Thurmond, W. 25 yd interception return (Evensen kick), 7:25, 3rd
ORE	—	Stewart 8 yd pass from Roper (Evensen kick), 4:05, 3rd
ORE	—	Evensen 30 yd field goal, 12:14, 4th
USF	—	Allen, N. 11 yd pass from Gregory, G. (Alvarado kick), 6:34, 4th
ORE	—	DiVincenzo, M. 15 yd interception return (Padilla, D. kick), 3:23, 4th


RUSHING: South Florida-Gregory, Grant 4-42; Grothe, Matt 14-40; Ford, Mike 6-8; Taylor, Jamar 1-7; Johnson, Taurus 1-2; Williams, Benja 4-2; Samuels, Aston 3-0; Team 1-minus 13. Oregon-Stewart, J. 23-253; Crenshaw, Andre 8-52; Kempt, Cody 2-23; Maehl, Jeffrey 1-20; Roper, Justin 3-10; Brown, Andiel 2-2; Dickson, Ed 1-0; Alston, Remene 2-0; Team 1-minus 7.

PASSING: South Florida-Grothe, Matt 18-35-2-197; Gregory, Grant 6-11-2-39; Severino, Antho 0-1-0-0. Oregon-Roper, Justin 17-30-0-180.

RECEIVING: South Florida-Johnson, Taurus 4-51; Hester, Jessie 4-41; Edwards, Marcus 3-30; Hill, Cedric 3-28; Love, A.J. 2-12; Williams, Benja 2-minus 1; Bogan, Dontavia 1-27; Okolie, Quincy 1-19; Allen, Nate 1-11; Jackson, Amari 1-9; Denson, Courtne 1-6; Samuels, Aston 1-3. Oregon-Williams, J. 4-40; Strong, Garren 3-36; Maehl, Jeffrey 3-2; Stewart, J. 2-29; Dickson, Ed 2-16; Jones, Derrick 1-29; Pflugrad, Aaron 1-23; Crenshaw, Andre 1-5.

Team Statistics	USF	ORE
FIRST DOWNS	25	25
RUSHES-YARDS (NET)	34-88	43-353
PASSING YDS (NET)	236	180
Passes Att-Comp-Int	47-24-4	30-17-0
TOTAL OFFENSE PLAYS-YARDS	81-324	73-533
Fumble Returns-Yards	0-0	0-0
Punt Returns-Yards	2-24	1-26
Kickoff Returns-Yards	2-53	3-89
Interception Returns-Yards	0-0	4-49
Punts (Number-Avg)	6-44.2	4-47.5
Fumbles-Lost	2-1	3-1
Penalties-Yards	8-64	13-138
Possession Time	34:43	25:17
Third-Down Conversions	4 of 14	8 of 14

OREGON FOOTBALL BOWL GAME HISTORY

2008
HOLIDAY BOWL

Oregon 42, Oklahoma State 31
Dec. 30, 2008
San Diego, Calif.
Attendance: 59,106

SAN DIEGO (AP) -- Jeremiah Masoli and Oregon were a perfect fit for the high-scoring Holiday Bowl.

Masoli ran through and over Oklahoma State's defense for three touchdowns and threw for another to lead the No. 17 Ducks to a 42-31 win over the No. 13 Cowboys in a wild, record-setting

Holiday Bowl on Tuesday night.

Masoli, a junior college transfer, quickly moved up from No. 3 on the depth chart this season due to injuries. He was recruited because coach Mike Bellotti thought he'd be a great passer, then proved to be quite the runner.

"He's a tough son of a gun," Bellotti said. "He's faster than most people think and he's stronger and more difficult to take down. And he ran over and around and through people today."

Masoli scored on option keepers of 1, 41 and 17 yards in the third quarter, then threw a 20-yard scoring pass to Jaison Williams in the fourth quarter. Masoli ran over OSU free safety Quinton Moore on his 41-yard jaunt.

There were big runs, big passes and big hits in a game showcasing two of the nation's most prolific offenses, both of which feature the spread option led by running QBs. Oregon gained 565 yards and OSU had 469.

Oregon finished 10-3, the fourth time it's had double-digit wins in Bellotti's 14 seasons as coach. Oklahoma State finished 9-4 under Mike Gundy, the winning quarterback for Oklahoma State in the 1988 Holiday Bowl.

The Holiday Bowl has a history of wild finishes, and this one had five lead changes in the second half.

Oregon's LeGarrette Blount put an exclamation point on the victory with a 29-yard touchdown run during which he hurdled Moore and stiff-armed cornerback Perrish Cox with 3 minutes to play.

With the Ducks trailing 17-7, Walter Thurmond returned the second-half kickoff 91 yards to the 3. Masoli scored his first TD two plays later. "It gave us a lot of juice and momentum," Masoli said. "We made our adjustments and came back on fire."

Masoli said the Ducks adjusted to the Cowboys' coverage, changed their blocking assignments "and that's what opened it up."

Masoli gained 106 yards on 16 carries. He completed 18 of 32 passes for 258 yards. Oregon's Jeremiah Johnson ran 12 times for 119 yards, including a 76-yard TD that eclipsed one of Barry Sanders' Holiday Bowl records.

Blount's 74 yards on seven carries gave him 1,002 yards for the season. He and Johnson became the second duo in school history to each have 1,000 or more yards. Johnson finished with 1,201 yards.

"They were much more physical than us in the second half," Gundy said. "We were not able to overcome that."

Oregon and Oklahoma State each erased records from that Holiday Bowl 20 years ago, when Sanders, the Heisman Trophy winner, ran for 222 yards and five TDs in a 62-14 romp over Wyoming.

Johnson's 76-yard touchdown run in the first quarter eclipsed Sanders' 67-yard TD in 1988 as the longest run from scrimmage in the Holiday Bowl. Johnson took an inside handoff and seemed bottled up, but worked his way to the left sideline, where he picked up three blocks on his way to the end zone.

Oklahoma State wide receiver Dez Bryant set Holiday Bowl records with 13 catches for 167 yards, among them a 33-yard TD that gave the Cowboys a 10-0 lead in the first quarter. The 13 catches were a career high for Bryant, who twice was forced out of the game with a knee injury.

The old Holiday Bowl records were 11 catches by BYU's David Mills in 1984 and Texas' Roy Williams in 2001, and 163 yards by Oklahoma State's Hart Lee Dykes in 1988.

Oklahoma State quarterback Zac Robinson took a few big hits yet threw for 329 yards, completing 27 of 50 passes, and ran 16 times for 54 yards and a score.

Oregon trailed 17-7 at halftime but came back on Masoli's first two scoring runs to go ahead 21-17 by midway through the third quarter.

Oklahoma State's Kendall Hunter answered with his second TD of the game, from 4 yards, before Masoli scored again. The Cowboys took their last lead, 31-28, when Robinson scored on a 1-yard run early in the fourth quarter. Masoli's TD pass to Williams gave the Ducks the lead for good, 35-31.

The Ducks dedicated the win to Todd Doxey, a redshirt freshman from San Diego who drowned last summer in Oregon's McKenzie River.

"We talked about being here to start the season with a funeral and being here at the end to honor his memory the best way we could, which was to play well and win the football game," Bellotti said. "I think Todd is with us here today."

Oklahoma State	17	0	7	7	31	(Coach Mike Gundy)
Oregon	7	0	21	14	42	(Coach Mike Bellotti)

1st	10:54	OKST	Bailey, Dan 45 yd field goal, 10-52 4:06, OKST 3 - ORE 0
	04:09	OKST	Bryant, D. 33 yd pass from Robinson, Z. (Bailey kick), 11-99 4:37, OKST 10 - ORE 0
	03:51	ORE	Johnson, J. 76 yd run (Flint, Morgan kick), 1-76 0:18, OKST 10 - ORE 7
	01:03	OKST	Hunter, Kendall 3 yd run (Bailey, Dan kick), 6-48 2:48, OKST 17 - ORE 7
3rd	14:15	ORE	Masoli, J. 1 yd run (Flint, Morgan kick), 2-3 0:45, OKST 17 - ORE 14
	08:02	ORE	Masoli, J. 41 yd run (Flint, Morgan kick), 1-41 0:10, OKST 17 - ORE 21
	05:08	OKST	Hunter, Kendall 4 yd run (Bailey, Dan kick), 7-63 2:54, OKST 24 - ORE 21
	00:21	ORE	Masoli, J. 17 yd run (Flint, Morgan kick), 5-70 1:05, OKST 24 - ORE 28
4th	12:13	OKST	Robinson, Zac 1 yd run (Bailey, Dan kick), 7-75 3:08, OKST 31 - ORE 28
	10:26	ORE	Williams, J. 20 yd pass from Masoli, J. (Flint kick), 6-79 1:47, OKST 31 - ORE 35
	03:01	ORE	Blount, L. 29 yd run (Flint, Morgan kick), 4-43 1:32, OKST 31 - ORE 42

RUSHING: Oklahoma State-Robinson, Z. 16-54; Hunter, K. 13-37; Toston, K. 8-28. Oregon-Johnson, J. 12-119; Masoli, J. 16-106; Blount, L. 7-74; Holland, J. 1-8; Crenshaw, A. 1-3; Scott, T. 1-2; TEAM 1-minus 1; Maehl, J. 1-minus 4.

PASSING: Oklahoma State-Robinson, Z. 27-50-2-329; Bowling, B. 1-1-0-21. Oregon-Masoli, J. 18-32-1-258.

RECEIVING: Oklahoma State-Bryant, D. 13-167; Pettigrew, B. 6-51; Davis, D. 3-66; Hunter, K. 2-12; Toston, K. 2-5; Bowling, B. 1-28; Robinson, Z. 1-21. Oregon-Scott, T. 8-125; Williams, J. 3-52; Holland, J. 2-45; Dickson, E. 2-29; Maehl, J. 2-1; Johnson, J. 1-6.

INTERCEPTIONS: Oklahoma State-Cox, P. 1-0. Oregon-Byrd, J. 1-39; Thurmond, W. 1-0.


FUMBLES: Oklahoma State-None. Oregon-Maehl, J. 1-1; Thurmond, W. 1-0.

SACKS (UA-A): Oklahoma State-Lavine, P. 1-0; Tea, T. 1-0. Oregon-Tukuafu, W. 0-1; Harris, R. 1-0; Linehan, C. 0-1.

TACKLES (UA-A): Oklahoma State-Moore, O. 7-2; Sexton, A. 6-2; Lavine, P. 6-1; Lacey, J. 5-1; Lemon, O. 2-4; Price, R. 4-1; Johnson, V. 3-1; Burton, D. 1-3; Blatnick, J. 2-1; Price, J. 2-1; Tea, T. 1-1; Chatham, J. 1-1; Thomas, J. 1-0; Clements, S. 1-0; Okung, R. 1-0; Sokolosky, T. 1-0; Miller, S. 0-1; Cooper, J. 0-1; Booker, D. 0-1. Oregon-Chung, P. 6-4; Byrd, J. 6-3; Paysinger, S. 6-3; Matthews, C. 3-6; Ward, T. J. 3-5; Tukuafu, W. 5-2; Thurmond, W. 5-0; Harris, R. 2-3; Boyd, J. 2-3; Linehan, C. 0-4; Reed, N. 1-2; Embry, G. 2-0; Celotto, T. 1-1; Pleasant, E. 1-0; Showalter, R. 1-0; Evensen, M. 1-0; Bair, B. 1-0; Glasper, W. 1-0; Lewis, J. 1-0; Maehl, J. 1-0.

TEAM STATISTICS	OKST	ORE
FIRST DOWNS	27	22
RUSHES-YARDS (NET)	37-119	40-307
PASSING YDS (NET)	350	258
Passes Att-Comp-Int	51-28-2	32-18-1
TOTAL OFFENSE PLAYS-YARDS	88-469	72-565
Fumble Returns-Yards	1-4	0-0
Punt Returns-Yards	0-0	3-34
Kickoff Returns-Yards	6-107	6-201
Interception Returns-Yards	1-0	2-39
Punts (Number-Avg)	5-35.6	2-33.0
Fumbles-Lost	0-0	2-1
Penalties-Yards	5-41	3-35
Possession Time	36:26	23:34
Third-Down Conversions	4 of 15	6 of 13
Fourth-Down Conversions	1 of 3	1 of 3
Red-Zone Scores-Chances	3-4	3-5
Sacks By: Number-Yards	2-19	2-8

OREGON FOOTBALL BOWL GAME HISTORY

2010
ROSE BOWL

Ohio State 26, Oregon 17
Jan. 1, 2010
Pasadena, Calif.
Attendance: 93,963

PASADENA, Calif. (AP) -- Ohio State's bowl woes are over, thanks to a sturdy defense and a quarterback who finally played up to his enormous potential.

Terrelle Pryor passed for a season-high 266 yards and two touchdowns, rushed for 72 more and threw a 17-yard scoring pass to DeVier Posey with 7:02

to play, ending the No. 8 Buckeyes' three-game BCS skid with a 26-17 victory over No. 7 Oregon in the Rose Bowl on Friday.

Posey had eight catches for 101 yards, and Brandon Saine caught an early TD pass for the Buckeyes (11-2), who put together a remarkably fluid offensive performance in their first trip to Pasadena since 1997.

That offense relied on Pryor, the sophomore quarterback who has had a hard time matching his enormous hype. With a Rose Bowl effort that evoked memories of Vince Young's breakout performance in the same stadium four years ago, Pryor shook off his early mistakes and led the Buckeyes confidently through a tense fourth quarter.

Indeed, Ohio State's defense did much of the work, largely reducing the Ducks' high-flying, no-huddle offense to ineffectiveness. Jeremiah Masoli passed for just 81 yards, while LaMichael James rushed for 70 - but a series of big plays and kick returns by Kenjon Barner kept the 96th Rose Bowl close until Pryor took control of the final minutes.

"We have an up-tempo defense and they run, they hit and they prepare," coach Jim Tressel said. "Terrelle did a heck of a job."

Oregon (10-3) made a remarkable comeback from its season-opening loss to Boise State to win its first Pac-10 title since 2001, but the Ducks haven't won the Rose Bowl since the game's third edition in 1917, back when the Granddaddy of Them All was a toddler.

Masoli's 1-yard TD run put Oregon up 17-16 early in the third quarter, but the Ducks' powerful offense never scored again. Oregon ran for 179 yards, the second-most allowed by Ohio State this season, but the Ducks were one-dimensional. Oregon, in its first Rose Bowl since 1995, had scored at least 37 points in its previous six games.

Pryor's career at Ohio State has been about his inadequacies as much as his strengths, and he has been hammered by critics in the Big Ten and elsewhere for numerous flaws in his game. Yet with Ohio State nursing a two-point lead in the fourth quarter, he took charge during a 13-play, 81-yard drive eating up more than six minutes - part of the Buckeyes' 41:37 total time-of-possession advantage.

Pryor converted a third-and-13 play near midfield with about nine minutes to play on a remarkable 26-yard catch by tight end Jake Ballard, who leaped high to snatch it. After another third-down conversion, Posey made an impressive TD catch, turning both directions and snagging Pryor's pass away from his body before tumbling over the goal line.

After Oregon's Morgan Flint missed a 44-yard field goal, Pryor drove the Buckeyes one more time, finishing with emphasis by gaining a first down with a 12-yard run right after Oregon called its final timeout.

LeGarrette Blount scored an early touchdown for the Ducks, but the once-suspended tailback also fumbled out of the end zone in the third quarter, ending a potential scoring drive.

Blount made an impressive 3-yard scoring run on his first play in the second quarter, clambering over three defenders and knocking off Buckeyes captain Doug Worthington's helmet before stretching the ball over the goal line.

The cheers Blount received on the way on and off the field highlighted a tumultuous season for the bruising tailback, who was suspended for eight games after punching a Boise State player in frustration after the Ducks' season-opening loss.

Ohio State marched 19 plays for a short field goal 1:05 before half-time, and Ross Homan's 20-yard interception return moments later put the Buckeyes in position for long-injured kicker Aaron Pettrey's 45-

yard field goal at the gun, putting the Buckeyes up 16-10.

Barner's big kickoff return to open the second half set up a 38-yard scoring drive finished by Masoli's keeper. Ohio State went back ahead with its fourth field goal before Blount and Pryor traded turnovers.

The crowd appeared to be an even split between scarlet-clad Buckeyes faithful and yellow-and-green Oregon fans who reveled in the postcard-perfect weather in Arroyo Seco well before kickoff.

Ohio State		10	6	3	7	26	(Coach Jim Tressel)
Oregon		0	10	7	0	17	(Coach Chip Kelly)
1st	11:37	TOSU	Saine, B. 13 yd pass from Pryor, T. (Pettrey, Aaron kick), 10-74 3:23, TOSU 7 - ORE 0				
	00:34	TOSU	Barclay, Devin 19 yd field goal, 5-48 2:44, TOSU 10 - ORE 0				
2nd	14:24	ORE	Flint, Morgan 24 yd field goal, 6-52 1:05, TOSU 10 - ORE 3				
	09:14	ORE	Blount, L. 3 yd run (Flint, Morgan kick), 8-30 2:56, TOSU 10 - ORE 10				
	01:05	TOSU	Barclay, Devin 30 yd field goal, 19-67 8:03, TOSU 13 - ORE 10				
	00:00	TOSU	Pettrey, Aaron 45 yd field goal, 5-18 0:25, TOSU 16 - ORE 10				
3rd	11:03	ORE	Masoli, J. 1 yd run (Flint, Morgan kick), 12-53 3:49, TOSU 16 - ORE 17				
	06:36	TOSU	Barclay, Devin 38 yd field goal, 11-59 4:21, TOSU 19 - ORE 17				
4th	07:02	TOSU	Posey, D. 17 yd pass from Pryor, T. (Pettrey, A. kick), 13-81 6:01, TOSU 26 - ORE 17				

RUSHING: Ohio State-Pryor, Terrelle 20-72; Saine, Brandon 14-45; Herron, Dan 14-42; TEAM 3-minus 6. Oregon-James, L. 15-70; Barner, Kenjon 7-64; Blount, L. 5-36; Masoli, J. 6-9.

PASSING: Ohio State-Pryor, Terrelle 23-37-1-266; TEAM 0-1-0-0. Oregon-Masoli, J. 9-20-1-81.

RECEIVING: Ohio State-Sanzenbacher, D. 9-64; Posey, DeVier 8-101; Herron, Dan 3-18; Saine, Brandon 2-59; Ballard, Jake 1-24. Oregon-James, L. 4-25; Tuinei, L. 2-30; Barner, Kenjon 1-13; Maehl, Jeff 1-10; Davis, D.J. 1-3.

INTERCEPTIONS: Ohio State-Homan, Ross 1-20. Oregon-Boylett, John 1-5.

FUMBLES: Ohio State-TEAM 1-0. Oregon-Blount, L. 1-1.

SACKS (UA-A): Ohio State-Heyward, C. 1-0. Oregon-Rowe, Kenny 3-0; Matthews, Casey 0-1; Paysinger, S. 0-1.

TACKLES (UA-A): Ohio State-Homan, Ross 8-4; Russell, A. 6-0; Coleman, Kurt 4-0; Gibson, T. 4-0; Heyward, C. 3-1; Rolle, Brian 3-0; Torrence, Devon 2-0; Wood, Jamie 2-0; Worthington, D. 2-0; Larimore, D. 2-0; Denlinger, Todd 1-1; Wilson, L. 0-2; Hines, Jermale 1-0; Johnson, Orhian 1-0; Herron, Dan 1-0; Saine, Brandon 1-0; Simon, John 0-1; Williams, N. 0-1. Oregon-Boylett, John 10-2; Ward, T.J. 6-4; Paysinger, S. 7-2; Matthews, Casey 5-4; Rowe, Kenny 5-2; Johnson, Marvin 4-1; Pleasant, Eddie 4-0; Ferras, Blake 3-1; Jackson, Tal. 2-2; Harris, Cliff 3-0; Gildon, Anthony 2-0; Bair, Brandon 2-0; Clay, Michael 1-1; Turner, Terrell 1-1; Lewis, Javes 1-0; Holmes, Jordan 1-0; Toeaina, Simi 1-0; Butterfield, B. 1-0; Alonso, Kiko 1-0; Barner, Kenjon 1-0; Clark, Zac 0-1; Tukuafu, Will 0-1.

TEAM STATISTICS	OSU	ORE
FIRST DOWNS	26	12
RUSHES-YARDS (NET)	51-153	33-179
PASSING YDS (NET)	266	81
Passes Att-Comp-Int	38-23-1	20-9-1
TOTAL OFFENSE PLAYS-YARDS	89-419	53-260
Fumble Returns-Yards	0-0	0-0
Punt Returns-Yards	2-0	1-28
Kickoff Returns-Yards	4-58	6-171
Interception Returns-Yards	1-20	1-5
Punts (Number-Avg)	3-43.7	4-43.2
Fumbles-Lost	1-0	1-1
Penalties-Yards	5-39	7-59
Possession Time	41:37	18:23
Third-Down Conversions	11 of 21	2 of 11
Fourth-Down Conversions	1 of 1	2 of 2
Red-Zone Scores-Chances	5-5	3-4
Sacks By: Number-Yards	1-9	4-19

OREGON FOOTBALL BOWL GAME HISTORY



2011 BCS CHAMPIONSHIP

Auburn 22, Oregon 19
Jan. 10, 2011
Glendale, Ariz.
Attendance: 78,603

GLENDAL, Ariz. -- Three points, a few timely plays and mere ticks on the scoreboard clock were all that stood between Oregon and its first national championship as a 19-yard Auburn field goal with no time remaining sealed its fate with a 22-19 setback.

After the Ducks had pulled within a 19-19 tie with 2:23 remaining in regulation, the Tigers mounted a 73-yard drive keyed by a Michael Dyer 37-yard run that appeared to be stopped following a short 5-yard gain at the Auburn 45-yard line. However the freshman running back alertly kept his knee from touching the turf after rolling over Oregon defensive back Eddie Pleasant and continued downfield before he was finally brought him down 23 yards shy of the end zone.

The Southeastern Conference champions proceeded to the milk the remaining seconds off the clock before Wes Byrum drilled the football through the uprights from 19 yards out as time expired for the win.

For his effort, Dyer was voted Offensive Player of the Game after rushing for 143 yards.

After LaMichael James' first of two touchdowns gave the Ducks an 11-7 advantage with 10:58 left in the first half, Auburn ran off 12 unanswered points and held Oregon scoreless in the third quarter to appear to be in command in the waning moments of the game. But senior linebacker Casey Matthews punched the ball out of the arms of Tigers' quarterback Cam Newton from behind and the Cliff Harris fumble recovery provided the Ducks with a final shot.

Oregon wasted little time taking advantage of the opportunity, marching 55 yards in eight plays, as quarterback Darron Thomas capped the scoring drive with a 2-yard TD pass to James.

Oregon's first-year starting quarterback also set a personal best with 363 passing yards and finished the year second on the school's single-season charts in total offense (3,367) and touchdown passes (30), as well as fifth in passing yards (2,881) with the Ducks' best output in 10 years.

Following a scoreless opening quarter in which Auburn could muster only 21 yards of total offense, Oregon got onto the scoreboard first with a 26-yard field goal by Rob Beard. However in the game of near-misses, it was unable to make a bigger statement after forcing Auburn to punt two of the first three times it had the football and failing to capitalize on a 22-yard interception return by Harris.

Starting the drive from its own 29-yard line, Oregon methodically drove downfield in the closing minutes of the first quarter before a 12-yard completion to Davis spotted the football 3 yards shy of the end zone. But Thomas was trapped for a 6-yard loss by Auburn's Nick Fairley on third down as the Ducks settled for three points instead of seven.

The Tigers' ensuing drive appeared to be halted before Harris' apparent second interception of the night was ruled to be out of bounds. On the very next play, Newton connected with Kodi Burns for a 35-yard scoring strike to pull the eventual winners in front, 7-3.

That lead lasted for only 62 seconds as Oregon responded four plays later with an 8-yard scoring toss from Thomas to James. The drive was fueled by an 81-yard completion to Maehl - the longest pass/catch in BCS Championship history.

As was the case all year, Oregon was unwilling to settle for the conventional point-after-touchdown as Beard scored his second two-point conversion of the year to provide the Ducks with a four-point margin.

Oregon looked to have a chance to take control of the game on the next series with its defense denying Auburn to penetrate the goal line on three plays inside the 3-yard line, including fourth-and-goal from the 1. But after a 9-yard completion to Kenjon Barner was nullified by a motion penalty, James was unable to break free of the end zone on

the next play for a safety.

Following the free kick, Auburn was able to take advantage of a trio of carries by Dyer for 19 yards and three Newton completions - the last to Emory Blake for a 30-yard score - for a 16-11 halftime lead.

After an Auburn field goal, the Ducks were forced to punt on their ensuing series after moving the football as close as the opponent's 37-yard line. The next time they had the ball, Barner was denied on fourth down from 1-yard out after Oregon earned a first down from the 3.

Despite being held to a season-low 49 yards on the ground, James completed the year with the school's single-season rushing record (1,731 yards) in addition to moving into third on Oregon's career scoring list (228 points).

For the second BCS game in as many years, Boyett led his teammates in tackles (11) as the Ducks completed 2010 with their most wins ever in one year (12).

Oregon	0	11	0	8	19	(Coach Chip Kelly)
Auburn	0	16	3	3	22	(Coach Gene Chizik)

2nd	14:13	ORE	Beard, Rob 26 yd field goal, 10-62 3:01, UO 3 - AU 0
	12:00	AUB	Burns, Kodi 35 yd pass from Newton, Cam (Byrum, Wes kick), 8-82 2:08, UO 3 - AU 7
	10:58	ORE	James, LaMichael 8 yd pass from Thomas, Darron (Beard run), 4-93 0:57, UO 11 - AU 7
	03:26	AUB	Blanc, Mike safety, UO 11 - AU 9
	01:47	AUB	Blake, Emory 30 yd pass from Newton (Byrum kick), 6-66 1:34, UO 11 - AU 16
3rd	11:30	AUB	Byrum 28 yd field goal, 9-60 3:24, UO 11 - AU 19
4th	02:33	ORE	James 2 yd pass from Thomas (Maehl, Jeff pass/Thomas), 8-55 2:17, UO 19 - AU 19
	00:00	AUB	Byrum 19 yd field goal, 7-73, 2:27, UO 19 - AU 22

RUSHING: Oregon-James, LaMichael 13-49; Barner, Kenjon 11-32; Thomas Darron 8-minus 6. Auburn-Dyer, Michael 22-143; Newton, Cam 22-64; McCalebb, Onterio 6-47.

PASSING: Oregon-Thomas, Darron 27-40-2-363. Auburn-Newton, Cam 20-34-1-265; TEAM 0-1-0-0.

RECEIVING: Oregon-Maehl, Jeff 9-133; Davis, D.J. 6-60; James, LaMichael 4-39; Tuinei, L.T. 3-75; Paulson, David 3-48; Barner, Kenjon 2-8; Johnson, Marvin 1-11. Auburn-Zachery, Terrell 6-48; Adams, Darvin 4-54; Blake, Emory 4-54; Lutzenkirchen, Phillip 2-48; McCalebb, Onterio 2-10; Burns, Kodi 1-35; Fannin, Mario 1-16.

INTERCEPTIONS: Oregon-Harris, Cliff 1-22. Auburn-Washington, Demond 1-1; Etheridge, Zac 1-0.


FUMBLES: Oregon-Thomas, Darron 1-0. Auburn-Newton, Cam 2-1.

SACKS (UA-A): Oregon-Rowe, Kenny 1-0; Clark, Zac 1-0. Auburn-Fairley, Nick 1-0; Clayton, Zach 1-0.

TACKLES (UA-A): Oregon-Boyett, John 10-1; Rowe, Kenny 8-1; Paysinger, Spencer 7-1; Matthews, Casey 4-2; Turner, Terrell 2-3; Clay, Michael 4-0; Jordan, Dion 4-0; Clark, Zac 3-1; Lewis, Javes 3-0; Jackson, Talmadge 3-0; Harris, Cliff 3-0; Pleasant, Eddie 2-0; Johnson, Marvin 1-1; Bair, Brandon 0-2. Auburn-McNeil, Mike 12-2; Washington, Demond 7-0; Fairley, Nick 5-0; Bell, T'Sharvan 5-0; Stevens, Craig 5-0; Eguae, Nosa 4-0; Clayton, Zach 3-0; Blanc, Mike 2-1; Lemonier, Corey 2-1; Etheridge, Zac 2-1; Carter, Antoine 2-0; Bynes, Josh 2-0; Thorpe, Neiko 1-1; Goggans, Michael 1-1.

TEAM STATISTICS	ORE	AUB
FIRST DOWNS	23	28
RUSHES-YARDS (NET)	32-75	50-254
PASSING YDS (NET)	374	265
Passes Att-Comp-Int	41-28-2	35-20-1
TOTAL OFFENSE PLAYS-YARDS	73-449	85-519
Fumble Returns-Yards	0-0	0-0
Punt Returns-Yards	3-6	0-0
Kickoff Returns-Yards	4-65	5-92
Interception Returns-Yards	1-22	2-1
Punts (Number-Avg)	5-36.8	5-40.4
Fumbles-Lost	1-0	2-1
Penalties-Yards	6-37	5-47
Possession Time	27:03	32:57
Third-Down Conversions	5 of 15	9 of 17
Fourth-Down Conversions	2 of 3	0 of 1
Red-Zone Scores-Chances	3-5	2-3
Sacks By: Number-Yards	2-13	2-9

OREGON FOOTBALL BOWL GAME HISTORY



2012 ROSE BOWL

Oregon 45, Wisconsin 38
Jan. 2, 2012
Pasadena, Calif.
Attendance: 91,245

PASADENA, Calif. (AP) -- Oregon's incredible offense busted up Wisconsin and the record books on the way to the Ducks' first Rose Bowl victory in 95 years.

Darron Thomas passed for three touchdowns, De'Anthony Thomas scored on runs of 91 and 64 yards, and

the No. 6 Ducks earned their first bowl victory under coach Chip Kelly, holding off Wisconsin 45-38 Monday night in the highest-scoring Rose Bowl ever played.

And it wasn't over until a video review confirmed the Badgers (11-3) ran out of time at the Oregon 25, out of timeouts and unable to spike the ball in time to stop the clock for a last-gasp fling.

Lavasier Tuinei caught eight passes for 158 yards and two TDs for the Ducks (12-2), who had no postseason success to show for Kelly's otherwise wildly successful three-year tenure until this landmark offensive performance in the 98th Rose Bowl. Oregon hadn't won the West Coast's biggest game since 1917.

"It's been 95 years since you could say: Oregon Ducks, Rose Bowl champions," Kelly said after the Ducks held Wisconsin scoreless in the fourth quarter.

The Granddaddy of Them All had never seen this many points, beating the record 80 scored by Washington and Iowa in 1991.

With the Ducks wearing mirrored helmets and playing at their usual frantic pace, Oregon racked up 621 total yards, just shy of the Rose Bowl record.

Montee Ball rushed for 122 of his 164 yards in the first half for the Badgers (11-3), who lost the Rose Bowl for the second straight year despite managing 508 yards of their own. Ball tied Barry Sanders' FBS record with his 39th touchdown of the season, while Russell Wilson passed for 296 yards and two scores.

Wisconsin had two drives to tie it after Oregon kicked a field goal with 6:50 to play, but Jared Abbrederis fumbled near the Oregon sideline after making a long catch. The ball plopped onto the turf without even bouncing, and Oregon's Michael Clay jumped on it with 4:06 left.

The Badgers had burned two timeouts early in the second half, so Oregon was able to run the clock down to 23 seconds before punting.

Wilson connected on two long passes, but the officials went to video review after the clock went to zeros as Wilson rushed his team to the Oregon 25 with 2 seconds left, waited for the ball to be set, then took the snap and spiked the ball.

But the Badgers took too long. The officials ruled time had indeed expired, and the Ducks sprinted onto the field to the frenzied cheers of their outnumbered fans.

The Ducks and Badgers produced the highest-scoring first quarter (14-14) and first half (28-28) in Rose Bowl history, eventually surpassing the 80 scored in Washington's 46-34 win over Iowa in 1991. Oregon's yardage fell just short of USC's 633 yards against Illinois in 2008.

Tuinei was named the offensive player of the game, but their flashiest star in those futuristic helmets was De'Anthony Thomas, the freshman from Los Angeles who showed off his electrifying athleticism on the longest scoring run in Rose Bowl history in the second quarter, going 91 yards up the middle. He added a mere 64-yard scoring run in the opening minute of the second half as Oregon won the matchup of the last two losers of the Rose Bowl.

LaMichael James rushed for 159 yards and an early TD in his college finale for the Ducks, while De'Anthony Thomas finished with 155 yards. Kenjon Barner also caught a TD pass from Darron Thomas.

Abbrederis and Nick Toon caught TD passes for Wisconsin, and defensive end Louis Nzegwu returned a fumble 33 yards for a score in the second quarter.

In the second half, the Ducks even slowed Ball. The Heisman Trophy finalist started strong in what's likely his final college game, even

hurdling Oregon safety John Boyett in what's sure to be a big YouTube hit, but he had just three carries for no yards in the fourth quarter.

Wisconsin	14	14	10	0	38	(Coach Bret Bielema)
Oregon	14	14	7	10	45	(Coach Chip Kelly)

1st	11:48	WIS	Abbrederis 38 yd pass from Wilson (Welch, Philip kick), 7-77 3:12, WIS 7 - ORE 0
	09:41	ORE	James, LaMichael 1 yd run (Maldonado, Alejandro kick), 7-80 2:07, WIS 7 - ORE 7
	05:55	WIS	Wilson, Russell 4 yd run (Welch, Philip kick), 7-79 3:41, WIS 14 - ORE 7
	00:00	ORE	Thomas, De. 91 yd run (Maldonado, Alejandro kick), 2-95 0:32, WIS 14 - ORE 14
2nd	10:52	WIS	Ball, Montee 3 yd run (Welch, Philip kick), 8-64 4:08, WIS 21 - ORE 14
	10:36	ORE	Barner, K. 54 yd pass from Thomas, Da. (Maldonado kick), 1-54 0:08, WIS 21 - ORE 21
	03:26	WIS	Nzegwu, Louis 33 yd fumble recovery (Welch, Philip kick), , WIS 28 - ORE 21
	00:30	ORE	Tuinei, L. 3 yd pass from Thomas, Da. (Maldonado kick), 10-87 2:51, WIS 28 - ORE 28
3rd	14:11	ORE	Thomas, De. 64 yd run (Maldonado, Alejandro kick), 3-78 0:43, WIS 28 - ORE 35
	10:50	WIS	Welch, Philip 29 yd field goal, 7-24 3:10, WIS 31 - ORE 35
	04:44	WIS	Toon, N. 18 yd pass from Wilson, R. (Welch, P. kick), 9-62 4:16, WIS 38 - ORE 35
4th	14:35	ORE	Tuinei, L. 11 yd pass from Thomas, Da. (Maldonado kick), 6-39 1:11, WIS 38 - ORE 42
	06:50	ORE	Maldonado, Alejandro 30 yd field goal, 13-76 5:54, WIS 38 - ORE 45

RUSHING: Wisconsin-Ball, Montee 32-164; White, James 8-30; Wilson, Russell 6-18. Oregon Ducks-James, LaMichael 25-159; Thomas, De'Anthony 2-155; Barner, Kenjon 7-30; Thomas, Darron 6-1.

PASSING: Wisconsin-Wilson, Russell 19-25-1-296; TEAM 0-1-0-0. Oregon Ducks-Thomas, Darron 17-23-1-268; Bennett, Bryan 1-1-0-8.

RECEIVING: Wisconsin-Toon, Nick 9-104; Abbrederis, Jar 4-119; Ball, Montee 4-51; Pedersen, Jacob 1-17; Ewing, Bradie 1-5. Oregon Ducks-Tuinei, Lavasier 8-158; Thomas, De'Anthony 4-34; Barner, Kenjon 2-52; Huff, Josh 2-14; Paulson, David 1-10; Thomas, Darron 1-8.

INTERCEPTIONS: Wisconsin-Henry, Aaron 1-18. Oregon Ducks-Alonso, Kiko 1-0.

FUMBLES: Wisconsin-Abbrederis, Jar 1-1. Oregon Ducks-Thomas, Darron 1-1; James, LaMichael 1-0.

SACKS (UA-A): Wisconsin-Borland, Chris 1-0; Taylor, Mike 1-0. Oregon Ducks-Alonso, Kiko 1-1; Boyett, John 0-1.

TACKLES (UA-A): Wisconsin-Taylor, Mike 7-6; Borland, Chris 8-4; Cromartie, Marc 5-1; Fenelus, Antoni 4-1; Henry, Aaron 4-1; Southward, Dezem 4-1; Nzegwu, Louis 4-0; Johnson, Shelto 1-2; Kelly, Brendan 0-3; Muldoon, Pat 2-0; Allen, Beau 2-0; Kohout, Jordan 1-1; Hemer, Ethan 1-1; O'Neill, Conor 1-0; Lukasko, Andrew 1-0; Butrym, Patrick 0-1. Oregon Ducks-Boyett, John 13-4; Clay, Michael 6-7; Hill, Troy 8-1; Lokombo, Boseko 5-0; Alonso, Kiko 4-1; Mitchell, Terrance 4-1; Keliikipi, Wade 2-3; Stuckey, Dewitt 3-0; Jackson, Brian 2-0; Hart, Taylor 2-0; Ekpre-Okolmu, Ifo 1-1; Jordan, Dion 1-1; Turner, Terrell 0-2; Patterson, Avery 1-0; York, Carson 1-0; Rice, Jackson 1-0; Beard, Rob 1-0; Wallace, Anthony 1-0; Pleasant, Eddie 0-1; Kaddu, Josh 0-1; Malone, Derrick 0-1; Washington, Tony 0-1; Remington, Isaac 0-1.

TEAM STATISTICS	WIS	ORE
FIRST DOWNS	23	22
RUSHES-YARDS (NET)	46-212	40-345
PASSING YDS (NET)	296	276
Passes Att-Comp-Int	26-19-1	24-18-1
TOTAL OFFENSE PLAYS-YARDS	72-508	64-621
Fumble Returns-Yards	1-33	0-0
Punt Returns-Yards	2-26	1-4
Kickoff Returns-Yards	8-201	5-125
Interception Returns-Yards	1-18	1-0
Punts (Number-Avg)	2-44.5	3-46.0
Fumbles-Lost	1-1	2-1
Penalties-Yards	3-20	7-56
Possession Time	35:42	24:18
Third-Down Conversions	8 of 13	6 of 13
Fourth-Down Conversions	0 of 1	1 of 1
Red-Zone Scores-Chances	4-5	4-4
Sacks By: Number-Yards	2-9	2-10

OREGON FOOTBALL BOWL GAME HISTORY



2013 FIESTA BOWL

Oregon 35, Kansas State 17
Jan. 3, 2013
Glendale, Ariz.
Attendance: 70,242

GLENDAL, Ariz. - It was Oregon's trademarked high-octane attack that grabbed most of the headlines yet it was a persistent defense which slowed a Heisman Trophy finalist that made the difference as the No. 5 Ducks pulled away from seventh-ranked Kansas State in the Tostitos Fiesta Bowl.

The win marked Oregon's second BCS bowl triumph in as many years and provided a third-consecutive 12-win season for a program which finished the year ranked No. 2 in the country in the final polls.

The defining moments of the game's outcome were not difficult to pinpoint. The Ducks (12-1) wasted little time putting points on the scoreboard as sophomore De'Anthony Thomas returned the opening kickoff 94 yards for a touchdown. Before the Wildcats could recover, they were hit with a two-point conversion run from Dion Jordan, to supply the Pac-12 Conference representatives an 8-0 cushion they would never relinquish less than a minute into the game.

Then came the Ducks' warp-speed scoring drive near the end of the first half that slowed any thoughts of a Kansas State comeback that provided Oregon with a 22-10 margin at the intermission.

Everything else consisted of counter punches between the two heavyweights.

Thomas added his second score of the game 11 minutes after his first on a pass from quarterback Marcus Mariota to extend the Ducks' advantage to 15 points.

Following a 6-yard scoring run from quarterback Collin Klein early in the second quarter, the Wildcats (11-2) cut the deficit to five points in the final 5 minutes of the first half. Anthony Cantele's 25-yard field goal pulled K-State within a 15-10 deficit before Oregon regained the momentum with a 46-second, 77-yard touchdown drive with 14 seconds remaining before the break.

Kenjon Barner capped the drive with a 24-yard scoring catch from Mariota to revive the Ducks' momentum but it was tight end Colt Lyerla who accounted for 40 yards on the drive with a pair of receptions.

Barner ended the game with 143 rushing yards to complement his lone reception of the evening as he completed his career with 5,848 all-purpose yards - 21 shy of LaMichael James' school record.

But it was Mariota who again proved masterful in dissecting Kansas State's defense. He finished his redshirt freshman season completing only 12 of 24 passes for 166 yards but passed for two touchdowns, did not throw any interceptions for the eighth game of the year and added 62 yards and one TD on the ground. For his efforts, he was recognized as the game's offensive player of the game.

Yet it was a defensive effort that slowed the Big 12 opponent's attack that came into the game averaging 40.7 points per game and had not accounted for fewer than 23 points all year.

Klein was instrumental in the regular-season success of the Wildcats' offense as a dual-threat signal-caller. Despite throwing for 151 yards, Oregon's defenders contained his opportunities to run with the football. Entering the game averaging 74.2 yards per game on the ground, the Ducks limited Klein to only 30 yards rushing. Five of his 13 carries resulted in either no gain or a loss of yards.

Linebacker Michael Clay concluded his collegiate career with nine tackles, including a quarterback sack for a loss of 9 yards, to be named the game's defensive player of the game. Safety Erick Dargan was the beneficiary of both of Klein's interceptions.

Oregon	15	7	10	3	35	(Coach Chip Kelly)
Kansas State	0	10	0	7	17	(Coach Bill Snyder)

1st	14:48	ORE	Thomas, De'Anthony 94 kickoff return (Jordan, Dion rush), ORE 9 - KSU 0
	03:46	ORE	Thomas 23 pass from Mariota, Marcus (Maldonado A. kick), 7-54 2:01, ORE 15 - KSU 0
2nd	13:26	KSU	Klein, Collin 6 run (Cantele, Anthony kick), 10-58 5:12, ORE 15 - KSU 7
	05:21	KSU	Cantele 25 FG, 13-59 6:36, ORE 15 - KSU 10
	00:14	ORE	Barner, Kenjon 24 pass from Mariota, 5-77 0:46, ORE 22 - KSU 10
3rd	11:01	ORE	Maldonado 33 FG, 12-62 2:10, ORE 25 - KSU 10
	08:03	ORE	Mariota 2 run (kick blocked, Fisher, Jake safety), 7-61 2:26, ORE 32 - KSU 10
4th	11:35	KSU	Hubert, John 10 pass from Klein (Cantele kick), 11-72 5:00, ORE 32 - KSU 17
	02:27	ORE	Maldonado 24 FG, 10-57 5:11, ORE 35 - KSU 17

RUSHING: Oregon-Barner, Kenjon 31-143; Mariota, Marcus 8-62; Thomas, De'Anthony 2-15; Marshall, Byron 1-2; Rice, Jackson 1-0; TEAM 3-minus 3. Kansas State-Hubert, John 17-55; Pease, Angelo 7-47; Klein, Collin 13-30.

PASSING: Oregon-Mariota, Marcus 12-24-0-166. Kansas State-Klein, Collin 17-32-2-151; Pease, Angelo 0-1-0-0.

RECEIVING: Oregon-Thomas, De'Anthony 4-60; Huff, Josh 3-26; Lyerla, Colt 3-52; Vaughn, Rahsaan 1-4. Kansas State-Harper, Chris 8-71; Lockett, Tyler 4-35; Hubert, John 2-16; Pease, Angelo 1-12; Thompson, Tremaine 1-12; Tannahill, Travis 1-5.

INTERCEPTIONS: Oregon-Dargan, Erick 2-33. Kansas State-None.


FUMBLES: Oregon-None. Kansas State-None.

SACKS (UA-A): Oregon-Clay, Michael 1-9. Kansas State-Williams, Meshak 1-4.

TACKLES (UA-A): Oregon-Clay, Michael 8-1; Dargan, Erick 7-1; Alonso, Kiko 4-2; Ekpre-Olomu, Ifo 5-0; Lokombo, Boseko 5-0; Mitchell, Terrance 5-0; Jackson, Brian 3-0; Hart, Taylor 3-0; Remington, Isaac 1-2-3; Hart, Taylor 3-0; Buckner, DeForest 2-0; Heimuli, Ricky 2-0; Bennett, Bryan 1-0; Lowe, Keanon 1-0; Armstead, Arik 1-0; Hill, Troy 1-0; Coleman, Tyson 1-0; Hardrick, Rodney 1-0; Washington, Tony 1-0; Beard, Rob 1-0. Kansas State-Brown, Arthur 7-2; Williams, Meshak 7-2; Evans, Randall 4-3; Milo Jarard 6-0; Zimmerman, Ty 5-0; Malone, Nigel 3-1; Sua, John 1-2; Chapman, Allery; 2-0; Truman, Jonathan 2-0; Childs, Jarell 1-1; Mueller, Ryan 2-0; Loomis, Jared 2-0; Davis, Adam 1-1; Tuggle, Justin 1-0; Harper, Chris 1-0; Moore, Charneacheale 1-0; Lutui, Val 1-0; Boyd, Javonta 1-0.

TEAM STATISTICS	ORE	KSU
FIRST DOWNS	22	20
RUSHES-YARDS (NET)	46-219	37-132
PASSING YDS (NET)	166	151
Passes Att-Comp-Int	24-12-0	33-17-2
TOTAL OFFENSE PLAYS-YARDS	70-385	70-283
Fumble Returns-Yards	0-0	0-0
Punt Returns-Yards	1-1	3-8
Kickoff Returns-Yards	4-164	7-205
Interception Returns-Yards	2-33	0-0
Punts (Number-Avg)	3-46.0	5-36.2
Fumbles-Lost	0-0	0-0
Penalties-Yards	5-33	7-57
Possession Time	26:54	33:06
Third-Down Conversions	5 of 14	7 of 15
Fourth-Down Conversions	1 of 4	0 of 1
Red-Zone Scores-Chances	3-3	3-3
Sacks By: Number-Yards	1-9	1-4

OREGON FOOTBALL BOWL GAME HISTORY



2013 ALAMO BOWL

Oregon 30, Texas 7
Dec. 30, 2013
San Antonio, Texas
Attendance: 65,918

SAN ANTONIO, Texas – It was an opportunistic defense which stole some of the thunder from the nationally-acclaimed Oregon offense as the 10th-ranked Ducks put Texas away in the fourth quarter in Mack Brown's final game as the Longhorns' head coach.

Reminiscent of its bowl win from the previous year against Kansas State, Oregon struck early. Senior safety Avery Patterson jumped on an errant Case McCoy pass and returned the interception 37 yards for a touchdown only 68 seconds into the game before linebacker Derrick Malone capped the night with a 38-yard interception return that ended in the end zone to key the Ducks' third post-season triumph in as many years.

The defenders' performance marked the fewest points the Green and Yellow had allowed in a bowl game since they dropped a 7-6 decision to Harvard in the 1920 Rose Bowl. It also fueled an 11th win for Head Coach Mark Helfrich, which not only represented a school record for most victories by a first-year head coach but also tied a conference record for most triumphs by a coaching newcomer with three others.

The victory not only was satisfying to the Oregon faithful but was of particular delight to defensive coordinator Nick Aliotti with the way the win unfolded. Even though his departure was certainly overshadowed by that of Brown's, Aliotti had announced his retirement the week of bowl preparations following 24 years in Eugene as a graduate assistant, outside linebackers coach and defensive coordinator.

"That's the first person I thought about when I caught the ball," Patterson said of his interception on the Longhorns' first possession. "I wanted to score for him," said the game's defensive MVP who added nine tackles.

The Ducks held Texas to only 236 yards of total offense, with 79 of that coming on its lone touchdown drive of the evening midway through the opening quarter. McCoy capped the 7-minute drive with a 1-yard scoring plunge to cut the deficit to 10-7. But the remainder of the game was all Oregon as it limited the home-state opponent to only 80 yards of total offense in the second half.

Buoyed by their teammates on the other side of the football, the Ducks' offense displayed touches of efficiency as well as a quick-strike firepower that has been its trademark when operating on all cylinders. Behind a quarterback at close to full strength for the first time in almost two months, sophomore Marcus Mariota dazzled the second-largest crowd in Alamo Bowl history by accounting for 386 total yards to earn the game's offensive MVP honors. Included was a game-high 133 yards rushing as he set the bowl game's record for most rushing yards by a quarterback.

The two-time first-team all-conference signal caller put Texas on notice early as he eluded the rush on Oregon's second play from scrimmage to convert a potential loss into a 4-yard gain and a first down. He followed that by tallying 23 yards on the ground over his next two snaps as he ran for all but 1 yard of his final total in the first half.

Perhaps the Ducks' only disappointment was not reaching the end zone more often despite being in control the majority of the game. They capped their first drive with a 25-yard field goal from freshman Matt Wogan to grab a 10-0 advantage prior to the Longhorns mounting their lone scoring drive of the night. But Oregon responded in typical fashion by answering the challenge with a 10-play, 60-yard scoring drive of its own that ended with Wogan's second of three field goals.

Just when it appeared the Ducks would be content taking a 6-point advantage going into the halftime locker room, their up-tempo attack kicked into high gear, beginning with Mariota's 33-yard run from his team's own 12-yard line. Six plays and 55 yards later, the 84-second drive ended with Mariota's 16-yard touchdown pass to Josh Huff as the game suddenly took on an entirely different complexion.

Texas' switch of quarterbacks made little difference against an Oo defense that looked to be on a mission. They held their counterparts to a season-low 56 yards through the air and not even a 130-yard rushing effort from Malcolm Brown would manage to mount much of a threat.

Senior defensive lineman Taylor Hart concluded a workman-like career with 11 tackles and senior safety Brian Jackson added nine stops as the Ducks finished the year with 11 wins for only the fifth time in school history.

Oregon	10	10	3	7	30	(Coach Mark Helfrich)
Texas	7	0	0	0	7	(Coach Mack Brown)

1st	13:52	ORE	Patterson, Avery 37 yd interc. return (Wogan, Matt kick), ORE 7 - TEX 0
	08:36	ORE	Wogan 25 yd field goal, 11-68, 302, ORE 10 - TEX 0
	01:24	TEX	McCoy, Case 1 yd run (Fera, Anthony kick), 16-79, 7:12, ORE 10 - TEX 7
2nd	12:30	ORE	Wogan 32 yd field goal, 10-60, 3:54, ORE 13 - TEX 7
	00:44	ORE	Huff, Josh 16 yd pass from Mariota, Mar. (Wogan kick), 7-88, 1:24, ORE 20 - TEX 7
3rd	13:06	ORE	Wogan 39 yd field goal, 8-44, 1:54, ORE 23 - TEX 7
4th	08:55	ORE	Malone, Derrick 38 yd interc. return (Wogan kick), ORE 30 - TEX 7

RUSHING: Oregon Ducks-Mariota, Marcus 15-133; Marshall, Byron 13-43; Tyner, Thomas 6-22; Thomas, De. 3-13; Forde, Ayele 2-9; Bassett, Kenny 1-1; Huff, Josh 1-1; Lockie, Jeff 1-6. Texas-Brown, Malcolm 26-130; Swoopes, Tyrone 8-38; Bergeron, Joe 8-21.

PASSING: Oregon Ducks-Mariota, Marcus 18-26-0-253. Texas-McCoy, Case 8-17-2-48; Swoopes, Tyrone 1-6-0-8.

RECEIVING: Oregon Ducks-Huff, Josh 5-104; Addison, Bralon 5-48; Tyner, Thomas 2-25; Thomas, De. 2-24; Marshall, Byron 2-5; Baylis, Evan 1-27; Mundt, Johnny 1-20. Texas-Bergeron, Joe 2-16; Davis, Mike 2-12; Sanders, Kendal 2-10.

INTERCEPTIONS: Oregon Ducks-Malone, Derrick 1-38; Patterson, Avery 1-37.


FUMBLES: Oregon Ducks-Mariota, Marcus 2-0; Lockie, Jeff 1-0; Texas-None.

SACKS (UA-A): Oregon Ducks-Walker, Joe 1-0; Hart, Taylor 0-1; Malone, Derrick 0-1. Texas-Reed, Cedric 1-0; Jeffcoat, Jackson 1-0.

TACKLES (UA-A): Oregon Ducks-Hart, Taylor 3-8; Jackson, Brian 6-4; Patterson, A. 1-8; Kelikipi, Wade 2-5; Ekpre-Obomu, I. 2-4; Lokombo, Boseko 2-4; Hardrick, R. 4-1; Mitchell, T. 3-2; Walker, Joe 3-1; Washington, Tony 1-3; Buckner, D. 1-3; Malone, Derrick 0-3; Cassell, Rahim 1-1; Armstead, Arik 0-2; French, C. 0-2; Huff, Josh 1-0; Kamp, Sam 0-1. Texas-Jinkens, Peter 5-4; Thompson, Mykka 5-3; Phillips, Adria 1-6; Jeffcoat, Jackson 3-2; Santos, Dalton 2-4; Diggins, Quandre 2-3; Brown, Malcolm 2-3; Jackson, Desmond 1-4; Cedric, Reed 2-2; Scott, Leroy 1-3; Byndom, Carrington 3-0; Thomas, Duke 2-1; Turner, Josh 1-2; Wilson, Reggie 1-0; Cole, Timothy 1-0.

TEAM STATISTICS	ORE	TEX
FIRST DOWNS	24	13
RUSHES-YARDS (NET)	42-216	44-180
PASSING YDS (NET)	253	56
Passes Att-Comp-Int	26-18-0	23-9-2
TOTAL OFFENSE PLAYS-YARDS	68-469	67-236
Fumble Returns-Yards	0-0	0-0
Punt Returns-Yards	1- -4	0-0
Kickoff Returns-Yards	2-36	4-101
Interception Returns-Yards	2-75	0-0
Punts (Number-Avg)	4-38.2	7-42.1
Fumbles-Lost	3-0	0-0
Penalties-Yards	11-87	4-35
Possession Time	28:16	31:44
Third-Down Conversions	4 of 12	6 of 19
Fourth-Down Conversions	0 of 0	2 of 3
Red-Zone Scores-Chances	3-4	1-2
Sacks By: Number-Yards	2-11	2-13

OREGON FOOTBALL BOWL GAME HISTORY

2015 CFP
ROSE BOWL

Oregon 59, Florida State 20
Jan. 1, 2015
Pasadena, Calif.
Attendance: 91,322

PASADENA, Calif. — Oregon Heisman Trophy winner Marcus Mariota completed 26 of 36 passes for 338 yards and two touchdowns while accounting for an additional 62 yards and a third score on the ground to lead the second-ranked Ducks to a 59-20 win over defending national champion Florida State to advance to the College Football Playoff championship game.

The Ducks converted four consecutive second-half turnovers into touchdowns to expand a 25-20 third-quarter edge into a 39-point rout in a span of 12 minutes, 54 seconds. Oregon's total points represented a Rose Bowl game record for most points scored by one team.

The No. 3 Seminoles carried a string of 29-straight wins into the game in search of a second national championship in as many years, and remained within striking distance of Oregon's high-powered offense through the first half. They threatened to regain the lead early in the second quarter after moving the ball down to the Ducks' 7-yard line. But three tries from 1 yard out could not net the Atlantic Coast Conference champions no closer to the end zone as Oregon answered with an 88-yard scoring drive and an Aidan Schneider 28-yard field goal with just over 10 minutes remaining before halftime.

The Ducks' much-celebrated quick-strike offense took advantage of the opportunities presented by their defense in the final 30 minutes. Freshman running back Royce Freeman scored his second of two touchdowns of the day early in the third quarter, capping a 69-yard drive in only 1:32 following a Derrick Malone fumble recovery. After FSU quarterback Jameis Winston's lone TD pass of the day, Oregon put the game away with five unanswered touchdowns.

Redshirt freshman Darren Carrington hauled in scoring passes of 56 and 30 yards from Mariota before the defense struck the defining blow late in the third quarter. An overwhelming pass rush spun Winston around backwards before the football slipped out of his hands into the arms of the Ducks' outside linebacker Tony Washington, who raced 58 yards for the defensive touchdown.

Mariota and sophomore running back Thomas Tyner ended the scoring with TD runs of 23 and 21 yards in the first 5 minutes of the fourth quarter to provide Oregon with a single-season school record 13th win.

Oregon's offense racked up a Rose Bowl game record 639 yards of total offense while turning over the football only once.

Additional Rose Bowl records eclipsed by the Ducks included most points scored in the third quarter (27) and second half (41), as well as the biggest winning margin in a non-shutout (39 points).

An opportunistic defense forced seven Florida State fumbles while benefitting from five turnovers. Defensive backs Troy Hill and Reggie Daniels each accounted for nine tackles while Hill was responsible for a pair of passes broken up.

The victory in the inaugural CFP semifinal assured the Ducks of their second national championship appearance in five seasons. They advance to the BCS title game in Glendale, Ariz., to conclude their 2010 season.

Florida State	3	10	7	0	20	(Coach Jimbo Fisher)
Oregon	8	10	27	14	59	(Coach Mark Helfrich)

1st	09:06	FS	Aguayo, R. 28 yd field goal, 10-48 4:43, FS 3 - ORE 0
	06:55	ORE	Freeman, R. 1 yd run (French, C. pass from Alie, T.), 9-73 2:05, FS 3 - ORE 8
2nd	10:12	ORE	Schneider, A. 28 yd field goal, 19-88 4:45, FS 3 - ORE 11
	05:18	FS	Aguayo, R. 26 yd field goal, 13-65 4:48, FS 6 - ORE 11
	02:18	ORE	Tyner, Thomas 1 yd run (Schneider, A. kick), 10-75 3:00, FS 6 - ORE 18
	00:36	FS	Williams, K. 10 yd run (Aguayo, R. kick), 6-71 1:36, FS 13 - ORE 18
3rd	11:54	ORE	Freeman, Royce 3 yd run (Schneider, A. kick), 5-69 1:32, FS 13 - ORE 25
	08:07	FS	Rudolph, T. 18 yd pass from Winston, J. (Aguayo, R. kick), 10-75 3:47, FS 20 - ORE 25
	06:43	ORE	Carrington, D. 56 yd pass from Mariota (Schneider, A. kick), 5-81 1:21, FS 20 - ORE 32
	04:21	ORE	Carrington, D. 30 yd pass from Mariota (Schneider, A. kick), 2-43 0:21, FS 20 - ORE 39
	01:36	ORE	Washington, T. 58 yd fumble recovery (Schneider, A. kick blockd), FS 20 - ORE 45
4th	13:56	ORE	Mariota, Marcus 23 yd run (Schneider, A. kick), 6-43 2:01, FS 20 - ORE 52
	10:13	ORE	Tyner, Thomas 21 yd run (Schneider, A. kick), 4-57 2:23, FS 20 - ORE 59

RUSHING: Florida State-Cook, D. 15-103; Williams, K. 12-80; Green, R. 2-7; Pender, M. 2-5; Winston, J. 8-minus 15. Oregon Ducks-Tyner, Thomas 13-124; Mariota, Marcus 8-62; Freeman, Royce 12-44; Benoit, Kani 4-40; Bassett, Kenny 4-25; Marshall, Byron 1-0; TEAM 1-minus 2; Lockie, Jeff 2-minus 6; Nelson, Charles 0-14.

PASSING: Florida State-Winston, J. 29-45-1-348; Maguire, S. 0-3-0-0. Oregon Ducks-Mariota, Marcus 26-36-1-338.

RECEIVING: Florida State-Rudolph, T. 6-96; Greene, R. 6-59; Wilson, J. 5-72; Williams, K. 5-59; Cook, D. 3-24; Lane, E. 2-22; Stevenson, F. 1-12; O'Leary, N. 1-4. Oregon Ducks-Carrington, D. 7-165; Baylis, Evan 6-73; Marshall, Byron 5-20; Nelson, Charles 4-40; Stanford, D. 2-21; Freeman, Royce 2-19.

INTERCEPTIONS: Florida State-Andrews, N. 1-0. Oregon Ducks-Dargan, Erick 1-0.

FUMBLES: Arizona-Johnson, T. 1-1. Oregon Ducks-Marshall, Byron 1-0.

SACKS (UA-A): Florida State-None. Oregon Ducks-Washington, T. 1-0; Prevot, T. 1-0.

TACKLES (UA-A): Florida State-Williams, P.J. 8-6; Andrews, N. 7-3; Northrup, R. 6-3; Darby, R. 3-3; Hunter, T. 3-2; Hollin, D. 4-0; Thomas, M. 3-1; Ramsey, J. 2-2; Casher, C. 2-0; Waisome, N. 2-0; Smith, Terr. 1-1; Walker, D. 1-1; Nnadi, D. 0-2; Levenberry, E. 0-2; Williams, K. 1-0; Marshall, T. 1-0; Lane, E. 1-0; Mitchell, D. 0-1; Lawrence-Sample 0-1; Pugh, J. 0-1; Brutus, L. 0-1. Oregon Ducks-Hill, Troy 7-2; Daniels, Reggie 6-3; Dargan, Erick 6-2; Seisay, Chris 4-2; Malone, Derrick 4-1; Robinson, Tyree 2-2; Washington, T. 2-2; Buckner, D. 2-2; Armstead, Arik 1-3; Forde, Ayele 3-0; Walker, Joe 2-1; Hardrick, R. 2-1; Coleman, Tyson 2-1; Mattingly, D. 1-2; Williams, Ju. 2-0; French, C. 2-0; Prevot, T. 2-0; Balducci, Alex 0-2; Ava, Isaac 1-0; Hollins, Justin 1-0; Talia, Tui 1-0; Lowe, Keanon 1-0; Daniel, T.J. 1-0; Mathis, Dior 1-0; Swain, Jimmie 1-0.

TEAM STATISTICS	FSU	ORE
FIRST DOWNS	28	30
RUSHES-YARDS (NET)	39-180	45-301
PASSING YDS (NET)	348	338
Passes Att-Comp-Int	48-29-1	36-26-1
TOTAL OFFENSE PLAYS-YARDS	87-528	81-639
Fumble Returns-Yards	0-0	2-65
Punt Returns-Yards	0-0	0-0
Kickoff Returns-Yards	9-186	3-48
Interception Returns-Yards	1-0	1-0
Punts (Number-Avg)	4-33.5	2-38.5
Fumbles-Lost	7-4	2-1
Penalties-Yards	6-48	6-50
Possession Time	32:43	27:17
Third-Down Conversions	6 of 16	7 of 12
Fourth-Down Conversions	0 of 2	1 of 2
Red-Zone Scores-Chances	4-5	4-4
Sacks By: Number-Yards	0-0	2-18

OREGON FOOTBALL BOWL GAME HISTORY



2015 CFP CHAMPIONSHIP

Ohio State 42, Oregon 20
Jan. 12, 2015
Arlington, Texas
Attendance: 85,689

ARLINGTON, Texas — Oregon's second trip to the national championship game in five years ended in similarly frustrating fashion, as the No. 2-ranked Ducks fell to fourth-ranked Ohio State, 42-20, in the inaugural College Football Playoff championships before 85,689 Monday night at AT&T Stadium.

Oregon bounced back from an 11-point halftime deficit to pull within a 21-20 disadvantage with just over 6 minutes remaining in the third quarter, but it was unable to contain the Buckeyes' sophomore running back Ezekiel Elliott. Running for better than 200 yards in each of his two previous outings against Wisconsin and Alabama, Elliott tallied 148 of his 246 rushing yards in the second half while scoring three of his four touchdowns in just over the final 15 minutes of the game.

Heisman Trophy winning quarterback Marcus Mariota did his best to keep the Ducks within striking distance, taking his team 75-yards downfield on the opening drive to give Oregon a 7-0 advantage. Completing all four pass attempts while mixing in a quartet of Thomas Tyner runs, two of his own, and one by Royce Freeman, Mariota capped the drive with a 7-yard touchdown pass to Keanon Lowe.

The opportunity existed for the Ducks to do further damage by forcing Ohio State to punt on its first series but a pair of dropped passes on third down on the next two possessions allowed the Big Ten Conference representative to get its offense untracked.

Elliott's 33-yard TD run, a short scoring pass from quarterback Cardale Jones to Nick Vannett, and a 1-yard touchdown plunge by Jones provide the Bucks with a 21-7 cushion.

The first of two Aidan Schneider field goals cut the halftime deficit to 21-10 before a 70-yard scoring toss from Mariota to Byron Marshall gave the Ducks life early in the third quarter. An Arik Armstead fumble recovery led to Schneider's second three-pointer and suddenly Oregon felt it's first football national championship could be within its grasp.

But Oregon's inability to convert two other Buckeyes' turnovers into points and Ohio State successfully keeping the football away from the Ducks' high-powered offense in the second half proved to be the formula for victory. The winners were able to possess the football more than 16 minutes longer than Oregon over the course of the game's final 30 minutes.

Making his final appearance in an Oregon uniform, Mariota came within a trio of completions from equalling his collegiate high, finishing the night 24-37 for 333 yards and two touchdowns.

However Ohio State's plan to limit Mariota's effectiveness on the ground also proved to be a factor in its success. The program's second-leading rusher was held to a per-carry average of only 3.9 yards-per-attempt as well as a long run of only 8 yards.

A beneficiary of Mariota's passing prowess was Marshall. In the process of equalling his single-game personal-best eight catches for an all-time high 169 yards, Marshall not only became the 10th player to eclipse 1,000 receiving yards in school history, he became the first in the conference record books to ever grab 1,000 receiving yards and run for 1,000 yards (2013).

Ohio State	14	7	7	14	42	(Coach Urban Meyer)
Oregon	7	3	10	0	20	(Coach Mark Helfrich)

1st	12:21	ORE	Lowe, K 7 yd pass from Mariota, M. (Schneider, A. kick), 11-75 2:39, OHSU 0 - ORE 7
	04:36	OHSU	Elliott, E 33 yd run (Nuernberger, S kick), 10-97 3:16, OHSU 7 - ORE 7
	01:08	OHSU	Vannett, N. 1 yd pass from Jones, C. (Nuernberger, S kick), 4-46 1:27, OHSU 14 - ORE 7
2nd	04:49	OHSU	Jones, Cardale 1 yd run (Nuernberger, S kick), 6-49 2:16, OHSU 21 - ORE 7
	00:48	ORE	Schneider, A. 26 yd field goal, 12-66 4:01, OHSU 21 - ORE 10
3rd	11:23	ORE	Marshall, B. 70 yd pass from Mariota (Schneider, A. kick), 1-70 0:10, OHSU 21 - ORE 17
	06:39	ORE	Schneider, A. 23 yd field goal, 6-17 1:42, OHSU 21 - ORE 20
	00:00	OHSU	Elliott, E 9 yd run (Nuernberger, S kick), 12-75 6:39, OHSU 28 - ORE 20
4th	09:44	OHSU	Elliott, E 2 yd run (Nuernberger, S kick), 9-76 4:13, OHSU 35 - ORE 20
	00:28	OHSU	Elliott, E 1 yd run (Nuernberger, S kick), 5-14 2:17, OHSU 42 - ORE 20

RUSHING: Ohio State-Elliott, E. 36-246; Jones, C. 21-38; Samuel, C. 1-6; Marshall, J. 2-3; Smith, C. 1-3. Oregon Ducks-Tyner, Thomas 12-64; Mariota, Marcus 10-45; Freeman, Royce 10-25; Marshall, Byron 1-9.

PASSING: Ohio State-Jones, C. 16-23-1-242. Oregon Ducks-Mariota, Marcus 24-37-1-333; Lockie, Jeff 0-1-0-0.

RECEIVING: Ohio State-Marshall, J. 5-52; Thomas, M. 4-53; Smith, C. 2-76; Vannett, N. 2-9; Smith, D. 1-45; Samuel, C. 1-8; Elliot, E. 1-minus 1. Oregon Ducks-Marshall, Byron 8-169; Baylis, Evan 5-25; Stanford, Dwayne 4-61; Lowe, Keanon 3-55; Nelson, Charles 2-21; Tyner, Thomas 2-2.

INTERCEPTIONS: Ohio State-Apple, E. 1-8. Oregon Ducks-Mattingly, Danny 1-0.


FUMBLES: Ohio State-Jones, C. 2-0; Smith, C. 1-0.

SACKS (UA-A): Ohio State-Vonn, B. 1-0; Washington, A. 1-5. Oregon Ducks-Coleman, Tyson 1-17.

TACKLES (UA-A): Ohio State-Powell, T. 5-4; Lee, D. 4-4; Apple, E. 5-2; Grant, C. 5-1; Bell, V. 3-3; Perry, J. 2-4; Grant, D. 4-1; McMillan, R. 3-2; Washington, A. 1-2; Bosa, J. 2-0; Schutt, T. 1-0; Miller, S. 1-0; Reeves, A. 1-0; Worley, C. 1-0; Marshall, J. 1-0; Smith, C. 1-0; Clinton, K. 1-0; Lewis, T. 0-1; Frazier, R. 0-1; Bennett, M. 0-1. Oregon Ducks-Daniels, Reggie 7-2; Armstead, Arik 5-4; Buckner, D. 5-3; Hardrick, R. 6-1; Seisay, Chris 5-2; Washington, T. 4-3; Hill, Troy 4-1; Dargan, Erick 4-1; Balducci, Alex 3-2; Malone, Derrick 4-0; Walker, Joe 3-1; Coleman, Tyson 1-3; Mattingly, D. 2-0; French, C. 1-1; Nelson, Charles 1-0; Swain, Jimmie 1-0; Robinson, Tyree 1-0; Lowe, Keanon 1-0; Stanford, D. 0-1; Wheeler, Ian 0-1; Kamp, Sam 0-1.

TEAM STATISTICS	OSU	ORE
FIRST DOWNS	28	20
RUSHES-YARDS (NET)	61-296	33-132
PASSING YDS (NET)	242	333
Passes Att-Comp-Int	23-16-1	38-24-1
TOTAL OFFENSE PLAYS-YARDS	84-538	71-465
Fumble Returns-Yards	0-0	1-0
Punt Returns-Yards	3-32	0-0
Kickoff Returns-Yards	1-23	4-52
Interception Returns-Yards	1-8	1-0
Punts (Number-Avg)	3-42.0	6-40.0
Fumbles-Lost	3-3	1-0
Penalties-Yards	5-30	10-76
Possession Time	37:29	22:31
Third-Down Conversions	8 of 15	2 of 12
Fourth-Down Conversions	3 of 3	0 of 2
Red-Zone Scores-Chances	5-5	3-4
Sacks By: Number-Yards	2-6	1-17

OREGON FOOTBALL BOWL GAME HISTORY



2016 ALAMO BOWL

TCU 47, Oregon 41 (30T)
Jan. 2, 2016
San Antonio, Texas
Attendance: 64,569

SAN ANTONIO, Texas — One of the best first halves in Oregon postseason history was followed by one of the biggest comebacks ever in college football bowl annals as No. 11 Texas Christian rallied to beat the 15th-ranked Ducks, 47-41 in triple overtime, in the 23rd Valero Alamo Bowl Saturday before 64,569 in the Alamodome.

The value of graduate transfer quarterback Vernon Adams Jr. to this team, illustrated so starkly while he nursed a finger injury early in the season, was reiterated once again. Oregon scored on its second possession with a 37-yard Adams pass to Darren Carrington, and followed that up with three subsequent touchdown drives to spark a 21-point opening quarter and 31-point halftime lead. But Adams took a helmet-to-helmet hit just before halftime and watched in street clothes for the second half, in which the Horned Frogs mounted their furious rally.

They capped their second half by scoring on all six of their second-half possessions - three touchdowns and a trio of field goals.

TCU got on the scoreboard with a three-pointer to open the second half, then made it 31-10 following an Oregon drive punctuated by a bad snap. Another UO mistake — a fumble by Charles Nelson on the ensuing kick-off — gave the Horned Frogs the ball at the 16-yard line, and they scored again to make it 31-17 late in the third quarter.

The fourth quarter featured more of the same, with TCU grinding out scoring drives and the Ducks failing to establish any offensive rhythm due to inconsistent center-quarterback exchanges. The Horned Frogs scored a touchdown with 3:32 left to pull within 31-28, forced a three-and-out by the Ducks and tied the game on a field goal with 19 seconds to remaining in regulation.

The teams traded touchdowns in the first overtime, with Jeff Lockie completing a 17-yard pass to Royce Freeman on fourth down to extend Oregon's drive, which ended in a Freeman 1-yard rushing TD. Each team kicked a field goal in the second overtime, and TCU went ahead in the third with another touchdown. Oregon had an opening when the Horned Frogs failed on their two-point attempt, but Lockie's final-play pass to Carrington was broken up and the game was over.

That big second half for TCU stood in stark contrast to the first half. After Carrington's TD, the Ducks got two rushing touchdowns from Freeman later in the first half. It was the first time in Oregon's postseason history that the Ducks scored three touchdowns in the opening quarter.

In the second quarter, Tony Brooks-James added a rushing touchdown and Aidan Schneider kicked a career-long 47-yard field goal. Oregon led 31-0, its largest halftime lead ever in a bowl game, exceeding the 26-0 lead over Air Force in the 1997 Las Vegas Bowl. But ominously, Adams, center Matt Hegarty and receiver Dwayne Stanford all emerged for the second half in street clothes, robbing the offense of three major contributors. By game's end, the offense also was without two more starting linemen - Matt Pierson and Tyler Johnstone.

In his UO swan song, Adams completed 13-of-19 passes for 197 yards and a touchdown, all in the first half. Freeman finished with 130 rushing yards to make him Oregon's single-season rushing record holder with 1,836 yards. Carrington caught seven passes for 107 yards.

Defensively, Rodney Hardrick led the Ducks with nine tackles in his final game for the Ducks as he was chosen the recipient of the game's Sportsmanship Award.

Oregon lost its second straight postseason game, and fell short of 10 wins for the season for the first time since 2007.

Oregon	21	10	0	0	10	41	(Coach Mark Helfrich)
TCU	0	0	17	14	16	47	(Coach Gary Patterson)

1st	09:29	ORE	Carrington, D. 37 yd pass from Adams Jr., V (Schneider, A. kick), 8-81 2:32	ORE 7 - TCU 0
	05:12	ORE	Freeman, Royce 4 yd run (Schneider, A. kick), 8-79 2:19	ORE 14 - TCU 0
	00:27	ORE	Freeman, Royce 5 yd run (Schneider, A. kick), 7-84 1:54	ORE 21 - TCU 0
2nd	13:30	ORE	Brooks-James 5 yd run (Schneider, A. kick), 3-62 0:43	ORE 28 - TCU 0
	00:32	ORE	Schneider, A. 47 yd field goal, 8-37 2:47	ORE 31 - TCU 0
3rd	10:52	TCU	Oberkrom, Jaden 24 yd field goal, 10-69 4:08	ORE 31 - TCU 3
	04:18	TCU	Austin, Jaelan 26 yd pass from Kohlhausen, B. (Oberkrom, Jaden kick), 11-64 4:58	ORE 31 - TCU 10
	00:36	TCU	Kohlhausen, B. 2 yd run (Oberkrom, Jaden kick), 7-16 3:31	ORE 31 - TCU 17
4th	07:45	TCU	Oberkrom, Jaden 34 yd field goal, 11-76 4:13	ORE 31 - TCU 20
	03:32	TCU	Green, Aaron 2 yd run (Jones, Buck pass from Nixon, Shaun), 7-91 3:08	ORE 31 - TCU 28
	00:19	TCU	Oberkrom, Jaden 22 yd field goal, 8-31 1:58	ORE 31 - TCU 31
OT	15:00	TCU	Porter, Emanuel 7 yd pass from Kohlhausen, B. (Oberkrom, Jaden kick), 6-25 0:00	ORE 31 - TCU 38
	15:00	ORE	Freeman, Royce 1 yd run (Schneider, A. kick), 6-25 0:00	ORE 38 - TCU 38
	15:00	ORE	Schneider, A. 44 yd field goal, 4--2 0:00	ORE 41 - TCU 38
	15:00	TCU	Oberkrom, Jaden 46 yd field goal, 4--3 0:00	ORE 41 - TCU 41
	15:00	TCU	Kohlhausen, B. 8 yd run (Kohlhausen, B. pass failed), 3-25 0:00	ORE 41 - TCU 47

RUSHING: Oregon Ducks-Freeman, Royce 26-130; Brooks-James, Tony 3-50; Griffin, Taj 4-41; Buckner, DeForest 1-10; Nelson, Charles 2-6; Benoit, Kani 2-5; Adams Jr., Vernon 4-minus 8; Lockie, Jeff 3-minus 17; TEAM 3-minus 31. TCU-Green, A. 25-101; Kohlhausen, B. 11-45; Turpin, K. 5-16; Hicks, K. 6-12.

PASSING: Oregon Ducks-Adams Jr., Vernon 13-19-0-197; Lockie, Jeff 7-15-0-36; Wheeler, Ian 0-1-0-0. TCU-Kohlhausen, B. 28-45-1-351; James, T. 1-1-0-20; Sawyer, F. 1-1-0-0

RECEIVING: Oregon Ducks-Carrington, D. 7-1-7; Addison, Bralon 5-29; Stanford, Dwayne 3-32; Freeman, Royce 2-23; Nelson, Charles 2-12; Baylis, Evan 1-30. TCU-Nixon, S. 9-71; Turpin, K. 5-65; Austin, J. 4-67; Porter, E. 4-53; Green, A. 2-56; Stewart, J. 2-39; Hicks, K. 2-2; James, T. 1-19; Linstenbee, K. 1-minus 1.

INTERCEPTIONS: Oregon Ducks-Nelson, Charles 1-0. TCU-None

FUMBLES: Oregon Ducks-TEAM 3-0; Nelson, Charles, 1-1. TCU-Kohlhausen, B. 1-0.

SACKS (UA-A): Oregon Ducks-Buckner, DeForest. 1-0; Coleman, Tyson 1-0. TCU-Howard, T. 1-0; Summers, T. 1-0; Lathan, T. 1-0; Carraway, J. 1-0.

TACKLES (UA-A): Oregon-Hardrick, R. 7-2; Oliver, K. 5-2; Buckner, D. 5-2; Robinson, T. 3-4; Seisay, C. 5-1; Nelson, C. 4-2; Balducci, A. 4-2; Prevot, T. 2-4; Coleman, T. 4-1; Walker, J. 3-2; Daniels, R. 4-0; Springs, A. 2-1; Jelks, J. 1-2; Talia, T. 2-0; Mondeaux, H. 2-0; Maloata, A. 1-0; Ragin III, J. 1-0; Carew, T. 0-1; Manu, R. 0-1; Heard, E. 0-1. TCU-Howard, T. 6-7; Summers, T. 8-3; Kindred, D. 6-2; Johnson, D. 4-4; Lewis, J. 6-1; Orr, N. 4-1; Pierson, D. 2-3; O'Meally, C. 4-0; Lathan, T. 2-2; Carraway, J. 1-3; Evans, A. 2-0; Tuaua, M. 1-1; Mitchell, B. 1-0; Bradley, C. 1-0; Galeai, T. 1-0; Linstenbee, K. 1-0; Watkins, R. 1-0; Issahaku, R. 1-0; Kaufman, G. 0-1; Curry, A. 0-1; Whitmill, P. 0-1.

TEAM STATISTICS	ORE	TCU
FIRST DOWNS	21	27
RUSHES-YARDS (NET)	48-186	47-174
PASSING YDS (NET)	233	371
Passes Att-Comp-Int	20-35-0	30-47-1
TOTAL OFFENSE PLAYS-YARDS	83-419	94-545
Fumble Returns-Yards	0-0	1-0
Punt Returns-Yards	1-1	2-11
Kickoff Returns-Yards	5-123	0-0
Interception Returns-Yards	1-0	0-0
Punts (Number-Avg)	7-32.4	5-36.0
Fumbles-Lost	4-1	1-0
Penalties-Yards	5-24	8-83
Possession Time	24:18	35:42
Third-Down Conversions	4 of 16	4 of 18
Fourth-Down Conversions	2 of 4	3 of 4
Red-Zone Scores-Chances	4-5	7-7
Sacks By: Number-Yards	2-12	4-34