



THE UNIVERSITY OF AKRON **BASEBALL**

2012 MEDIA GUIDE

1996 MAC TOURNAMENT CHAMPIONS | TWO 2011 MLB DRAFTEES
23 ALL-MAC SELECTIONS | 17 ACADEMIC ALL-MAC HONOREES



TABLE OF CONTENTS

1 - THIS IS AKRON BASEBALL

Table of Contents	1
Quick Facts	2
2012 Schedule	2
What is a Zip?	3
UA Athletic Communications	3
2012 Roster Information	4

5 - STAFF

Head Coach Rick Rembielak	5
Assistant Coach Fred Worth	6
Assistant Coach Matt Ford	6
Volunteer Assistant Coach Matt Trate	6

7 - STUDENT-ATHLETES

Ivory Alexander	7
Andrew Brown	7
Dan Burant	8
Danny Fawcett	8
Scott Foster	9
Kevin Gamble	9
Alex Loftin	10
Sam Watkins	10
Joe Cochran	11
James Sheltroun	11
Sam Trecaso	12
Jared Turocy	12
Tyler Begun	13
Kurt Gamby	13
Brendan Liberti	13
Myles McVeigh	14
Jon Pusateri	14
Tyler Smith	14
Brady Stewart	14
Darius Washington	15
Bryan White	15

Brandon Winter	15
Devan Ahart	15
Dan Becks	16
Andrew Fanning	16
Joey Havrilak	16
Derek Carmichael	16
Pat Dyer	16
Matt Gebacz	16
Jason McPeck	17
Chris Miller	17
Matt Rembielak	17
Gerrad Rohan	17

18 - 2011 IN REVIEW

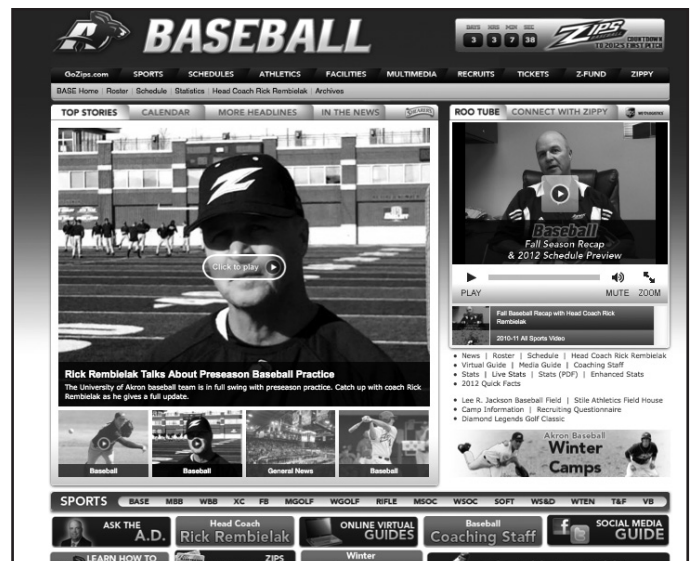
2011 Overall Stats	18
2011 MAC Standings	18
2011 MAC Postseason Awards	18
2011 Results	19
2011 Summary Stats	19

20 - RECORDS

Home Facilities	20
Zips in the Pros	20
Year-by-Year Team Stats	21
All-Time Series Records	22
Postseason Honors	23
Team Awards	24
All-Time Letterwinners	25
Conference Finish	27
Team Records	27
Notables	27
Records Summary	28
Single Season Records	28
Career Records	29
Year-by-Year Results	31

CREDITS

The 2011 University of Akron baseball media guide is a product of The University of Akron Athletics Communications office. The publication was designed, written and edited by Nick VanDemark with editorial assistance from Gregg Bach, Dallas Moyer, and Paul Warner. Cover design and layout by Nick VanDemark. Special thanks to Ken MacDonald and all the other previous sports information directors for their assistance. Photography by John Ashley, Phil Burling, Jeff Harwell, Ernie Aranyosi and David Maxwell.



Follow Akron baseball on the official web site of UA Athletics, www.GoZips.com. The site offers everything for the Zips fan, media member and recruit. From the latest results, recaps and statistics to previews and press releases. Updated daily, the newly-redesigned www.GoZips.com also provides ticket information and UA apparel. If it's happening in Zips Athletics, it's happening on . . .

www.GoZips.com



QUICK FACTS | SCHEDULE

AKRON BASEBALL

STAFF

STUDENT-ATHLETES

2011 REVIEW

RECORDS

GENERAL

Location:	Akron, Ohio (44325)
Population:	208,000 (fifth largest in Ohio)
Founded:	1870 (as Buchtel College)
Enrollment:	27,911
Nickname:	Zips
Colors:	Blue (282) and Gold (871)
Conference:	Mid-American Conference (East)
President:	Dr. Luis M. Proenza
Director of Athletics:	Tom Wistrill
Associate AD/Facilities & Operations	Paul Hammond
Faculty Athletics Representative:	J. Dean Carro
Athletic Dept. Phone:	(330) 972-7080
Ticket Office Phone:	1-888-99-AKRON

ATHLETICS COMMUNICATIONS

Assistant Dir. for Communications (Baseball Contact):	Nick VanDemark
VanDemark's Office Phone:	(330) 972-6584
VanDemark's Cell Phone:	(330) 957-3437
VanDemark's Email:	nlv6@zips.uakron.edu
Assistant AD for Communications:	Gregg Bach
(330) 972-6106 (gbach@uakron.edu)	
Assistant Dir. for Communications:	Paul Warner
(330) 972-2677 (pwarner@uakron.edu)	
Assistant Dir. for Communications:	Dallas Moyer
(330) 972-6292 (dm60@uakron.edu)	
Office Fax:	(330) 374-8844
Website:	www.GoZips.com
Mailing Address:	Overnight Address:
The University of Akron	University of Akron Athletics
Rhodes Arena, Suite 83	373 Carroll Street
Akron, OH 44325-5201	Rhodes Arena, Suite 81
	Akron, OH 44325-5201

PROGRAM HISTORY

First Year of Baseball:	1873
All-time Record:	1,313-1,369-19 (.489)
All-time MAC Record:	381-500 (.432)
MAC Tournament Titles:	1 (1996)

TEAM INFORMATION

2011 Record:	16-37
2011 MAC Record:	7-20 (5th, MAC East)
Letterwinners Returning/Lost:	19/10
Starters Returning/Lost:	9/3
Starting Pitchers Returning/Lost:	4/0
Starting Position Players Returning/Lost:	5/3

COACHING STAFF

Head Coach:	Rick Rembielak (Akron, 1988)
Record at UA:	First Season
Overall Record:	513-393-1 (16 Seasons)
Assistant Coaches and Staff:	
Fred Worth (Ohio, 1974)	Assistant Coach
First Season at UA	
Matt Ford (Trinity)	Pitching Coach
First Season at UA	

MID-AMERICAN CONFERENCE

Commissioner	Dr. Jon Steinbrecher
Baseball SID	Jeremy Guy
E-Mail	kguy@mac-sports.com
Office Phone	(216) 566-4622
Office Fax	(216) 858-9622
Mailing Address	24 Public Square, 15th Floor
	Cleveland, Ohio 44113
Web Site	www.mac-sports.com

2012 Schedule

Date	Day	Opponent	Site	Time
2/17	Friday	Elon	Elon, N.C.	2:00 p.m.
2/18	Saturday	Elon	Elon, N.C.	2:00 p.m.
2/18	Saturday	Appalachian State	Elon, N.C.	5:00 p.m.
2/19	Sunday	Appalachian State	Elon, N.C.	12:00 p.m.
2/24	Friday	Southern California	Los Angeles, Calif.	6:00 p.m.
2/25	Saturday	Southern California	Los Angeles, Calif.	2:00 p.m.
2/26	Sunday	Southern California	Los Angeles, Calif.	1:00 p.m.
3/2	Friday	Iowa	Clarksville, Tenn.	11:00 a.m.
3/3	Saturday	Youngstown State	Clarksville, Tenn.	11:00 a.m.
3/4	Sunday	Austin Peay	Clarksville, Tenn.	2:30 p.m.
3/9	Friday	Xavier	Port Charlotte, Fla.	11:00 a.m.
3/10	Saturday	Pittsburgh	Port Charlotte, Fla.	3:00 p.m.
3/11	Sunday	Seton Hall	Port Charlotte, Fla.	11:00 a.m.
3/13	Tuesday	Jacksonville	Jacksonville, Fla.	6:30 p.m.
3/14	Wednesday	Jacksonville	Jacksonville, Fla.	6:30 p.m.
3/15	Thursday	Fairfield	Jacksonville, Fla.	6:30 p.m.
3/16	Friday	North Dakota St.	Auburndale, Fla.	2:00 p.m.
3/17	Saturday	Chicago St.	Lakeland, Fla.	10:00 a.m.
3/20	Tuesday	West Virginia (DH)	Morgantown, W.Va.	1:00 p.m.
3/23	Friday	Ball State*	Akron, Ohio	3:00 p.m.
3/24	Saturday	Ball State*	Akron, Ohio	1:00 p.m.
3/25	Sunday	Ball State*	Akron, Ohio	1:00 p.m.
3/27	Tuesday	Youngstown State	Youngstown, Ohio	3:00 p.m.
3/28	Wednesday	Youngstown State	Akron, Ohio	3:00 p.m.
3/30	Friday	Northern Illinois*	DeKalb, Ill.	3:05 p.m.
3/31	Saturday	Northern Illinois*	DeKalb, Ill.	1:05 p.m.
4/1	Sunday	Northern Illinois*	DeKalb, Ill.	1:05 p.m.
4/6	Friday	Bowling Green*	Canal Park	3:00 p.m.
4/7	Saturday	Bowling Green*	Canal Park	1:00 p.m.
4/8	Sunday	Bowling Green*	Canal Park	1:00 p.m.
4/10	Tuesday	Pittsburgh	Akron, Ohio	3:00 p.m.
4/11	Wednesday	Ohio State	Columbus, Ohio	6:35 p.m.
4/13	Friday	Buffalo*	Buffalo, N.Y.	3:00 p.m.
4/14	Saturday	Buffalo*	Buffalo, N.Y.	1:00 p.m.
4/15	Sunday	Buffalo*	Buffalo, N.Y.	1:00 p.m.
4/17	Tuesday	West Virginia	Canton, Ohio	5:00 p.m.
4/18	Wednesday	Pittsburgh	Pittsburgh, Pa.	3:00 p.m.
4/20	Friday	Western Michigan*	Kalamazoo, Mich.	3:00 p.m.
4/21	Saturday	Western Michigan*	Kalamazoo, Mich.	1:00 p.m.
4/22	Sunday	Western Michigan*	Kalamazoo, Mich.	1:00 p.m.
4/24	Tuesday	Canisius	Canal Park	3:00 p.m.
4/27	Friday	Central Michigan*	Akron, Ohio	3:00 p.m.
4/28	Saturday	Central Michigan*	Akron, Ohio	1:00 p.m.
4/29	Sunday	Central Michigan*	Akron, Ohio	1:00 p.m.
5/4	Friday	Miami*	Oxford, Ohio	6:00 p.m.
5/5	Saturday	Miami*	Oxford, Ohio	6:00 p.m.
5/6	Sunday	Miami*	Oxford, Ohio	1:00 p.m.
5/8	Tuesday	Pittsburgh	Pittsburgh, Pa.	6:00 p.m.
5/9	Wednesday	West Virginia	Morgantown, W.Va.	Noon
5/11	Friday	Ohio*	Akron, Ohio	3:00 p.m.
5/12	Saturday	Ohio*	Akron, Ohio	1:00 p.m.
5/13	Sunday	Ohio*	Akron, Ohio	1:00 p.m.
5/17	Thursday	Kent State*	Canal Park	3:00 p.m.
5/18	Friday	Kent State*	Kent, Ohio	1:00 p.m.
5/17	Saturday	Kent State*	Kent, Ohio	1:00 p.m.
5/23	Wednesday	MAC Tournament^	Avon Lake, Ohio	TBA
5/24	Thursday	MAC Tournament^	Avon Lake, Ohio	TBA
5/25	Friday	MAC Tournament^	Avon Lake, Ohio	TBA
5/26	Saturday	MAC Tournament^	Avon Lake, Ohio	TBA

* Mid-American Conference Game

RussMatt Invitational

^ 2012 Mid-American Conference Tournament, All Pro Freight Stadium

DIRECTIONS TO AKRON'S CAMPUS

Below are directions to the UA campus and Rhodes Arena.

FROM RT. 8 NORTH:

Exit Buchtel Avenue. Go straight through traffic light. Turn right on Carroll Street at the next traffic light. Rhodes Arena is directly in front of you. Gameday media parking is in Lot 8 at this intersection (Carroll Street/Spicer Street).

FROM I-77 NORTH, RT. 8 NORTH, I-76 WEST:

Take 77 North/76 West to Route 8 North. Take the first exit (Carroll Street/Buchtel). Turn left at the stop light. The second traffic light is the Carroll Street/Spicer Street intersection. Rhodes Arena is directly in front of you. Gameday media parking is in Lot 8 at this intersection.

FROM ROUTE 8 SOUTH:

Follow 76 East/77 South to the Route 8 North/ Cuyahoga Falls exit. Take the first exit (Carroll Street/Buchtel). Turn left at the stop light. The second traffic light is the Carroll Street/Spicer Street intersection. Rhodes Arena is directly in front of you. Gameday media parking is in Lot 8 at this intersection.

FROM I-76 EAST/I-77 SOUTH:

Follow 76 East/77 South to the Route 8 North/ Cuyahoga Falls exit. Take the first exit (Carroll Street/Buchtel). Turn left at the stop light. The second traffic light is the Carroll Street/Spicer Street intersection. Rhodes Arena is directly in front of you. Gameday media parking is in Lot 8 at this intersection.

FROM THE WEST ON MARKET STREET:

Take Market to Union Street and follow Union to Buchtel Avenue. At Buchtel turn left and go to the first traffic light. Turn right at the light onto Spicer Street. Rhodes Arena is at the next intersection, Carroll Street. Gameday media parking is in Lot 8 at this intersection.

FROM THE WEST ON EXCHANGE STREET:

Take Exchange to Spicer and turn left and go through two traffic lights. Rhodes Arena is located at the second light, Carroll Street. Gameday media parking is in Lot 8 at this intersection.



WHAT IS A ZIP?

One of the unique nicknames in all of intercollegiate athletics belongs to The University of Akron.

Originally Zippers, athletic director Kenneth "Red" Cochrane officially shortened the nickname to the Zips in 1950. Twenty-five years earlier a campus-wide contest had been conducted to choose a nickname for The University's athletics teams.

Suggestions submitted by students, faculty, and alumni included Golden Blue Devils, Tip Toppers, Rubbernecks, Hillbillies, Kangaroos and Cheveliers.

The winner, freshman Margaret Hamlin, received a prize of \$10 for Zippers, a \$6 pair of rubber overshoes and a brand name of the BF Goodrich Company.

The evolution of Zippy, UA's mascot, began 40 years ago when the student council decided the University needed a mascot.

"Zippy" the kangaroo was officially declared the school's mascot on May 1, 1953.

In 2007, Zippy was named the Capital One National Mascot of the Year.

UA ATHLETICS COMMUNICATIONS

Mailing Address:

Rhodes Arena, Suite 83
Akron, OH 44325-5201
(330) 972-7468

Nick VanDemark (Baseball Contact)

Assistant Director

(contact for W. Basketball, W. Soccer, W. Swimming and Diving, and Baseball)



E-Mail: nlv6@zips.uakron.edu
Office: (330) 972-7171
Mobile: (419)-769-3544

Gregg Bach

Assistant AD for Athletics Communications

(contact for Football, Rifle, Volleyball, and W. Tennis)



E-Mail: gbach@uakron.edu
Office: (330) 972-6106
Mobile: (330) 760-0522

Dallas Moyer

Assistant Director

(contact for Men's Basketball, Softball, M. Golf and W. Golf)



E-Mail: dm60@uakron.edu
Office: (330) 972-6292
Mobile: (330) 571-4145

Paul Warner

Assistant Director

(contact for M. Soccer, Cross Country and Track & Field)



E-Mail: pwarn@uakron.edu
Office: (330) 972-2677
Mobile: (330) 962-0352



2012 ROSTER

Numerical Roster

No.	Name	Pos.	Yr.	B/T	Ht.	Wt.	Hometown/Previous School
1	Joe Cochran	RHP	Jr.	R/R	6-5	205	Tallmadge, Ohio/Tallmadge/Mercyhurst
2	Brandon Winter	Inf.	So.	R/R	6-0	185	Bellefontaine, Ohio/Bellefontaine
4	Sam Watkins	3B	Sr.	R/R	6-1	190	Johnstown, Pa./Conemaugh Township/Allegany (Md.)
5	Brady Stewart	C	So.	R/R	6-2	205	Ashville, Ohio/Teays Valley
6	Devan Ahart	OF	RFr.	L/R	6-1	160	Orchard Lake, Mich./Orchard Lake St. Mary's
7	Alex Loftin	RHP	Sr.	R/R	5-11	205	Stow, Ohio/Stow
9	Dan Burant	C	Sr.	R/R	6-1	200	Brecksville, Ohio/Brecksville-Broadview Heights
10	Scott Foster	LHP	Sr.	L/L	5-11	175	Green/Green
11	Pat Dyer	LHP	Fr.	L/L	6-8	190	Columbus, Ohio/St. Charles Prep
12	Derek Carmichael	Utl.	Fr.	R/R	5-10	175	Wooster, Ohio/Triway
13	Matt Rembielak	Mid. Inf.	Fr.	R/R	5-10	170	Tallmadge, Ohio/Bishop McGuinness (N.C.)
15	Tyler Begun	Inf.	So.	R/R	6-0	175	Mayfield Village, Ohio/Mayfield
16	Bryan White	1B/OF	So.	L/L	6-1	220	Wheelersburg, Ohio/Wheelersburg
19	Joey Havrilak	OF	RFr.	L/R	5-10	175	Washington, Pa./Trinity
21	Andrew Fanning	RHP	RFr.	R/R	6-3	175	Cheyenne, Wyo./Cheyenne Central
23	James Sheltrown	Mid. Inf.	Jr.	R/R	5-11	180	Springboro, Ohio/Springboro
24	Samuel Trecaso	1B	Jr.	L/R	5-11	180	Cuyahoga Falls, Ohio/St. Vincent-St. Mary
25	Jon Pusateri	RHP	So.	R/R	6-4	180	Randolph, Ohio/Waterloo
26	Jared Turocy	OF	Jr.	L/L	6-0	170	Canfield, Ohio/Canfield
27	Dan Becks	RHP	RFr.	R/R	6-0	180	Avon Lake, Ohio/Avon Lake
28	Ivory Alexander	C	Sr.	R/R	6-1	195	Akron, Ohio/Firestone
29	Chris Miller	1B	Fr.	R/R	6-4	215	Pittsburgh, Pa./Serra Catholic
30	Matt Gebacz	LHP	Fr.	L/L	5-11	175	Akron, Ohio/Archbishop Hoban
31	Gerrad Rohan	3B	Fr.	R/R	6-1	190	Canfield, Ohio/South Range
33	Kurt Gamby	OF	So.	R/R	6-2	205	Uniontown, Ohio/Green
34	Brendan Liberti	LHP	So.	L/L	6-0	195	Bellville, Ohio/Clear Fork
36	Myles McVeigh	RHP	So.	R/R	6-3	190	Cheyenne, Wyo./East
37	Tyler Smith	RHP	So.	R/R	6-3	205	Wadsworth, Ohio/Wadsworth/Gulf Coast CC
38	Andrew Brown	RHP	Sr.	R/R	6-2	195	Painesville, Ohio/Riverside HS
40	Kevin Gamble	LHP	Sr.	L/L	6-4	205	Oregon City, Ore./Gladstone/Western Oregon
41	Jason McPeek	RHP	Fr.	R/R	6-4	185	Stow, Ohio/Stow-Munroe Falls
42	Danny Fawcett	RHP	Sr.	R/R	6-2	205	Hilliard, Ohio/Hilliard Davidson
48	Darius Washington	OF	So.	R/R	6-3	185	Twinsburg, Ohio/Twinsburg

Head Coach: 8 Rick Rembielak (First Season)

Assistant Coaches: 32 Fred Worth (First Season), 52 Matt Ford (First Season)


Volunteer Assistant Coach: 17 Matt Trate (First Season)

Alphabetical Roster

6 Devan Ahart	OF	42 Danny Fawcett	RHP	36 Myles McVeigh	RHP	24 Samuel Trecaso	1B
28 Ivory Alexander	C	52 Matt Ford	AC	29 Chris Miller	1B	26 Jared Turocy	OF
27 Dan Becks	RHP	10 Scott Foster	LHP	25 Jon Pusateri	RHP	48 Darius Washington	OF
15 Tyler Begun	Inf.	40 Kevin Gamble	LHP	13 Matt Rembielak	Mid. Inf.	4 Sam Watkins	3B
38 Andrew Brown	RHP	33 Kurt Gamby	OF	8 Rick Rembielak	HC	16 Bryan White	1B/OF
9 Dan Burant	C	30 Matt Gebacz	LHP	31 Gerrad Rohan	3B	2 Brandon Winter	Inf.
12 Derek Carmichael	Utl.	19 Joey Havrilak	OF	23 James Sheltrown	Mid. Inf.	32 Fred Worth	AC
1 Joe Cochran	RHP	34 Brendan Liberti	LHP	37 Tyler Smith	RHP		
11 Pat Dyer	LHP	7 Alex Loftin	RHP	5 Brady Stewart	C		
21 Andrew Fanning	RHP	41 Jason McPeek	RHP	17 Matt Trate	VC		

Roster Breakdowns

By Class	By Home State	By Position
Freshman 7	Ohio 26	Catchers 3
Redshirt Freshman 4	Pennsylvania 3	Infielders 9
Sophomore 10	Wyoming 2	Outfielders 6
Junior 4	Michigan 1	Pitchers 15
Senior 8	Oregon 1	Right-handed 10
		Left-handed 5
		Utility 1



RICK REMBIELAK

HEAD COACH

FIRST SEASON

AKRON, 1988

- 515-393-1 (.567) Overall Coaching Record (16 seasons)
- Former Head Coach at Kent State and Wake Forest

Rick Rembielak, a three-time Mid-American Conference Coach of the Year who has compiled more than 500 career wins at Wake Forest University and Kent State University, was hired as the head baseball coach at The University of Akron on July 1, 2011.

"Coach Rembielak is the perfect fit for our baseball program," said UA Director of Athletics Tom Wistrill. "He has extensive experience as a Division I head coach, is a proven winner in the MAC and has local ties to Northeast Ohio. We are pleased to hire someone of his caliber and welcome him and his family back to The University of Akron."

Rembielak, a Cleveland native and 1988 graduate of UA, won four MAC regular season championships and three league tournament titles at KSU, where he remains the all-time winningest coach of any sport with a career record of 373-251-1 (.597).

Moreover, in 11 seasons as the Golden Flashes' head coach, Rembielak was 200-100 (.667) against league members and led KSU to 11 consecutive MAC Tournament appearances. During that time, Rembielak produced seven MAC Pitchers of the Year and the MAC Player of the Year and MAC Freshman of the Year twice.

In his 16 seasons as a Division I head coach, Rembielak has had 35 players sign professional contracts, including pitcher John Van Benschoten, who was selected eighth overall by the Pittsburgh Pirates in 2001.

"I feel very fortunate to be named the head coach at The University of Akron and to return to coaching in the MAC," Rembielak said. "There are many people I owe a debt of gratitude, especially over the last two years. I also would like to thank everyone involved in the selection process, especially Tom Wistrill and (Associate AD for Facilities and Operations and Baseball Sport Administrator) Paul Hammond, for their confidence in me. I am eager to hit the ground running as I feel there are many positive events occurring at Akron and within Zips Athletics in particular."

In June of 2004, Rembielak became the 24th head baseball coach at Wake Forest, where he spent five seasons. His impact was immediate as the Demon Deacons showed remarkable improvement during his first season. Wake not only improved its win total from the previous campaign by 11 games, but also captured eight more victories in league play.

In 2007, Rembielak led Wake Forest to its first NCAA Tournament appearance since 2002. The Deacons' postseason bid was due in large part to their strong showing at the 2008 ACC Championship, where they became only the second No. 8-seeded team in league history to play in the title game.

Rembielak's Wake Forest teams also excelled in the classroom. During his tenure, his team's Academic Progress Report (APR) improved each season from 965 in 2005 to 983 in 2009. Rembielak's 2009 team received special recognition for their academic success.

In all, Rembielak, who spent the 2010-11 season as a volunteer assistant coach at Georgia Tech, owns a record of 515-393-1 (.567) over a 16-year career as a Division I head coach.

Rembielak was a three-year letterwinning shortstop at Miami (Ohio) from 1979-81 where he helped lead the ball club to a 36-13-1 MAC record and a league championship (1979). In 1981, Rembielak was drafted in the 13th round by the Baltimore Orioles and played with teams affiliated with the O's, Chicago Cubs and Milwaukee Brewers over five seasons.

A graduate of Central Catholic High School in Cleveland, Rembielak earned a bachelor's degree in business education from UA in 1988 and a master's degree in sports administration from Kent State in 1992. He is a member of the Greater Akron Baseball Hall of Fame, the Stark County Hall of Fame and the Cleveland Central Catholic High School Hall of Fame. He was inducted in the Kent State Varsity "K" Hall of Fame in 2009.

Rembielak and his wife of 27 years, Sharon, have two daughters - Nicole (24) and Megan (21) - and one son - Matthew (18).

THE REMBIELAK FILE

RECORD AS A DIVISION-I HEAD COACH

YEAR	SCHOOL	RECORD (CONF./FINISH)	NOTABLES
1994	KENT ST.	33-17 (18-7/1ST)	NCAA REGIONAL
1995	KENT ST.	40-18 (19-10/2ND)	
1996	KENT ST.	30-20 (21-7/1ST)	
1997	KENT ST.	29-28 (18-13/3RD)	
1998	KENT ST.	27-28 (17-12/2ND EAST)	
1999	KENT ST.	33-25 (19-12/3RD EAST)	
2000	KENT ST.	40-18 (20-6/1ST EAST)	
2001	KENT ST.	32-30 (16-11/2ND EAST)	NCAA REGIONAL FINAL
2002	KENT ST.	37-22 (18-8/2ND EAST)	NCAA REGIONAL
2003	KENT ST.	36-18 (20-4/1ST EAST)	
2004	KENT ST.	36-27 (14-10/2ND EAST)	NCAA REGIONAL
2005	WAKE FOREST	28-30 (12-18/8TH)	
2006	WAKE FOREST	33-22 (16-13/4TH ATL.)	
2007	WAKE FOREST	34-29 (14-16/4TH ATL.)	NCAA REGIONAL
2008	WAKE FOREST	25-31 (13-16/7TH)	
2009	WAKE FOREST	22-30 (6-24/6TH ATL.)	
CAREER TOTAL		513-393-1	

COLLEGIATE PLAYING EXPERIENCE

- 1979-81 - STARTING SHORTSTOP, MIAMI (OHIO)

PROFESSIONAL PLAYING EXPERIENCE

- 1981-85 - PLAYED FIVE SEASONS IN THE BALTIMORE AND CHICAGO CUBS ORGANIZATIONS

EDUCATION

- 1988 - BACHELOR'S DEGREE IN BUSINESS EDUCATION - THE UNIVERSITY OF AKRON
- 1992 - MASTER'S DEGREE IN SPORTS ADMINISTRATION - KENT STATE UNIVERSITY



ASSISTANT COACHES

AKRON BASEBALL

STAFF

STUDENT-ATHLETES

2011 REVIEW

RECORDS



FRED WORTH
ASSISTANT COACH
FIRST SEASON
OHIO, 1974

Experienced collegiate and high school coach Fred Worth will begin his first season on the coaching staff of Akron baseball in 2012. Worth comes to Akron with over 30 years of high school coaching experience and 10-plus years of collegiate experience.

Worth most recently served as the director of baseball operations at Wake Forest University in Winston-Salem, N.C. from 2006-2009. Worth was the camp director for the Demon Deacons and also arranged the travel for the program's road contests.

Worth began his coaching career at Miami East High School in Cass-town, Ohio where he taught American Government and History, was the head baseball coach, and was the offensive coordinator for the Miami East football team.

Worth coached the Vikings to 11 league championships, three district titles, and one regional crown on the baseball diamond. Additionally, Worth was named league coach of the year 11 times, district coach of the year four times, and state of Ohio coach of the year once.

From 1997-2006, Worth served as the assistant baseball coach at Findlay University in Findlay, Ohio. As the Oilers hitting coach, Worth aided his ball clubs in breaking every offensive record in school history. Worth also helped coach Findlay to its first ever Great Lakes Intercollegiate Athletic Conference Tournament.

Worth graduated from Ohio University in 1974 with a dual major in Political Science and American History. He completed a masters of science in Education and Administration from Findlay in 2001.

Worth and his wife of 37 years, Janet, have three children and five grandchildren.



MATT TRATE
VOLUNTEER ASSISTANT COACH
FIRST SEASON
WESLEY, 2011

Matt Trate joins the Akron baseball staff for the 2012 season as the volunteer assistant coach.

Trate comes to Akron after spending the fall of 2011 as an assistant coach at Cecil College in Maryland, where he worked with the catchers, first basemen, and outfielders.

He previously served as the junior varsity coach at Hodgson Vocational Technical High School, guiding the club to a 19-7 record in two seasons. Trate also has experience instructing at several camps, including the U.S. Baseball Academy Catching Clinic.

Trate graduated from Wesley (Del.) in 2011 after playing catcher for two seasons under coach Tripp Keister. He started his collegiate career at Cecil, where he also played two seasons under coach Charlie O'Brien.



MATT FORD
ASSISTANT COACH
FIRST SEASON
TRINITY

Matt Ford will join The University of Akron baseball coaching staff for the 2012 season after spending the previous 10 years pitching professionally, including one full year as a major leaguer with the Milwaukee Brewers.

A High School All-American at J.P. Taravella High School in Coral Springs, Fla., Ford was selected in the third round of the 1999 MLB Draft by the Toronto Blue Jays.

Ford spent the next three summers as one of the top pitching prospects in the Blue Jays organization posting a 2.42 ERA with the single A Charleston Alley Cats in 2001 and a 2.37 ERA with the single high-A Dunedin Blue Jays in 2002.


Ford was selected by the Brewers in the Rule V Draft prior to the 2003 season and would pitch in 25 games for the MLB club in 2003. He completed the season with a 2.15 ERA in 21 relief appearances and pitched 43.2 innings.

Ford then spent the 2004 and part of the 2005 season with the Brewers double-A affiliate Huntsville Stars, where he continued to be ranked one of the clubs best minor league pitching prospects. He then moved to the Kansas City Royals organization in the middle of the 2005 season and played at the triple-A Omaha Royals. Ford was signed as a free agent by the Minnesota Twins and spent the 2006 season at the triple-A Rochester Red Wings. Ford would go on to sign with the Colorado Rockies in 2007.

Ford played for the indepent Bridgeport Bluefish and York Revolution in 2007 and 2008, before playing the 2009 seasons with Caribes de Anzoategui of the Venezuelan League.

Ford spent his off seasons from professional ball mentoring youth and high school pitchers in his home state. Most recently Ford was the assistant coach at West Broward High School in Ft. Lauderdale, Fla. where he worked with the pitching staff from 2008-11. He also spent time in a similar role at both Chaminade Madonna High School in Hollywood, Fla. and his alma mater, J.P. Taravella High School. Ford was also the owner and operator of the South Florida Pitching Academy, where he worked with pitchers aged 12-18. All told, Ford has had a hand in the development of four future MLB draft picks.

Ford and his wife, Dana, have been married for three years. He received his degree from Trinity University.



IVORY ALEXANDER

CATCHER

6-1 • 195 • SENIOR

AKRON, OHIO

FIRESTONE HS

- Slated to see time at DH and catcher

28

As a Junior (2011): Saw action in 9 games and made three starts at catcher and designated hitter ... recorded a hit in the loss to Western Michigan (March 26) ... drew three walks on the season.

As a Sophomore (2010): Appeared in 19 games and made 10 starts ... all 10 starts came as the designated hitter ... batted .267 with 11 RBI and three home runs ... went 2-for-5 with a career-high three RBI at Pittsburgh (May 5) ... batted 2-for-4 in two games of the Bowling Green series (May 5, May 7) ... drove in a pair of runs against Ohio (May 16) ... recorded his first career hit and first career RBI against Yale (March 13).

As a Freshman (2009): Did Not See Action

at Firestone High School: As a senior was named to the first team All-District and All-City Series teams ... batted .459 hitting nine doubles, one triple and seven home runs ... also swiped 21 bags and scored 31 runs during his final campaign ... set the high school single season home run record with seven en route to being named Offensive Player of the year as a senior ... as a junior, batted .338 with two doubles, three home runs and 12 RBI.

Personal: Parents Ivory and Annie Alexander ... father Ivory works with Facilities and Operations within Akron Athletics ... born August 3, 1989 ... majoring in sport medicine.

ALEXANDER'S CAREER STATISTICS

Year	AVG	G-GS	AB	R	H	2B	3B	HR	RBI	BB	SO	OB% SB-A	E
2009					Did Not Play								
2010	.267	19-10	45	9	12	1	0	3	11	2	8	.320	0-0
2011	.077	9-3	13	0	1	0	0	0	0	3	5	.294	0-0
Totals	.224	28-13	58	9	13	1	0	3	11	5	13	.313	0-0

Alexander's Career Highs

Runs	2 (2x)	last vs. Ohio (May 16, 2010)
Hits	2 (3x)	last at Bowling Green (May 9, 2010)
RBI	3	at Pittsburgh (May 5, 2010)
Hit. Streak	5	May 5 - May 9, 2010



ANDREW BROWN

RHP

6-2 • 195 • SENIOR

PAINESVILLE, OHIO

RIVERSIDE HS

- Ranks in the top 10 in program history in career strikeouts and career innings pitched

28

as a Junior (2011): served as the team's ace, starting 14 games and pitching a team-high 103 innings with a 2.97 ERA ... innings pitched totaled ranks second on the Akron single season record list ... tossed three complete games and recorded 70 strikeouts ... pitched 10.0 innings in the loss to Toledo (April 1) ... tossed a complete game shutout in the 1-0 win over North Dakota State (March 16) ... named MAC East Pitcher of the Week (March 23) for his effort against NDSU ... also went the distance against Central Michigan (April 9), allowing zero earned runs ... struck out a season-high seven batters in three separate starts ... held opposing batters to an average of just .225.

as a Sophomore (2010): Started 14 games and made three relief appearances ... named MAC East Pitcher of the Week on Feb. 22 after allowing just one earned run over 7.0 innings and striking out seven in a win at Minnesota (Feb. 20) ... finished the season with a team-low 4.50 era, while pitching a team-high 98.0 innings ... compiled a record of 4-6 ... recorded 65 punchouts ... pitched one complete game, allowing two runs on seven hits in a win at Western Michigan (March 27) ... stroke out a career-high eight batters against Ohio (May 14) ... went 7-plus innings in eight starts ... gave up no earned runs, striking out seven in 7.0 innings against Eastern Michigan (April 17) ... pitched 7.0 innings in back-to-back starts to defeat UNC Wilmington (March 6) and North Dakota State (March 14).

as a Freshman (2009): Brown finished the 2008-09 season with a 2-5 record and 6.64 ERA after becoming the Saturday starter midway through the season ... made eight starts on the hill for the Zips and threw one complete game in 15 appearances ... in 61 innings pitched, retired 52 batters on strikes, third-most on the pitching staff ... first career victory came against MAC foe Northern Illinois (Apr. 10), Brown worked four frames and fanned four batters as the Zips defeated the Huskies, 10-4 ... second win of the season came against Buffalo as Brown tossed all nine innings, hurling a career-tying six strikeouts to defeat the Bulls, 7-1.

at Riverside High School: As a senior, Brown was an Under Armor pre-season All-American selection ... named team MVP and Defensive Player of the year three consecutive years also earning Offensive Player of the Year as both a junior and a senior ... awarded the prestige of Pitcher of the Year as a junior ... was a three-time News-Herald All-Star team selection ... set single season records for innings pitched (60), lowest ERA (1.04) and strikeouts (96) ... also holds career records for innings pitched (170.2), strikeouts (263) and ERA (1.73) ... lettered in basketball three years and was a first Team All-PAC selection twice.

Personal: Parents Carl W. Jr. and Janice Brown ... brother Carl W. Brown III played baseball for the University of Rochester ... born November 11, 1989 ... majoring in communications.

BROWN'S CAREER STATISTICS

Year	ERA	W-L	APP	GS	CG	SHO	SV	IP	H	R	ER	BB	SO
2009	6.64	2-5	15	8	1	0	0	61.0	89	57	45	21	52
2010	4.50	4-6	17	14	1	0	0	98.0	124	66	49	31	65
2011	2.97	4-7	15	14	3	1	0	103.0	87	43	34	27	70
Totals	4.39	10-18	47	36	5	1	0	262.0	300	166	128	79	187

Brown's Career Highs

IP	10.0	at Toledo (Apr. 1, 2011)
SO	8	vs. Ohio (May 14, 2010)



DAN BURANT

CATCHER

6-1 • 200 • SENIOR • R/R

BRECKSVILLE, OHIO

BRECKSVILLE-BROADVIEW HEIGHTS HS

- Made 29 starts behind the plate in 2011

9

as a Junior (2011): Made 29 starts behind the plate despite missing five weeks with an injury ... hit .209 on the season with six RBIs and 11 runs ... batted 4-for-11 with three runs and two RBIs in the Kent State series (May 19-21) ... drove in a run in three straight games from Apr. 13-16 ... gunned down 14 of 37 would-be base stealers.

as a Sophomore (2010): Did not see action due to injury.

As a Redshirt Freshman (2009): Burant saw limited time in 2008-09, making seven starts on the year behind the plate ... batted .160, tallying four hits and a RBI for the Zips ... had a career outing against MAC rival Kent State in the third annual Diamond Classic for Kids (May 5), going 2-for-4 with a walk and run batted in as the Zips downed the Golden Flashes, 12-5.

as a Freshman (2008): Redshirted.

at Brecksville-Broadview Heights High School: Four-year letterwinner ... first-team all-conference selection as a junior and senior while earning Louisville Slugger Preseason All-American status in 2006 ... league MVP, honorable mention all-state and honorable mention All-American during his senior season after hitting .416 with 36 RBI and leading his team to the regional finals ... recorded the game-winning hit in the regional semifinals ... was a four-year honor student in high school and received the Student Council Leadership Award ... National Honor Society member.


Personal: Son of Larry and Barb Burant ... father played golf at the University of Miami (Fla.) ... has an older sister, Jackie ... enjoys deer hunting, fishing, golfing and billiards ... played violin in the high school orchestra ... one of the baseball team's representatives to the Student-Athlete Advisory Council (SAAC).

BURANT'S CAREER STATISTICS

Year	AVG	G-GS	AB	R	H	2B	3B	HR	RBI	BB	SO	OB%	SB-A	E
2008														
2009	.160	9-7	24	3	4	0	0	0	1	1	11	.222	0-0	0
2010														
2011	.209	29-29	91	11	19	2	0	0	6	6	19	.275	0-0	2
Totals	.200	38-36	115	14	23	2	0	0	7	7	30	.266	0-0	2

Burant's Career Highs

Runs	2 (5x)	last at Kent State (May 20, 2011)
Hits	3	at Kent State (May 20, 2011)
RBI	2	at Kent State (May. 21, 2011)
Walks	2	at UNC Wilmington (Mar. 5, 2009)
Hit Streak	5	April 29 - May 22, 2010



DANNY FAWCETT

RHP

6-2 • 205 • SENIOR • R/R

HILLIARD, OHIO

HILLIARD DAVIDSON HS

- Team captain entering his sixth year in the program

42

as a Junior (2011): Made two appearances out of the bullpen ... pitched an inning of scoreless relief in the loss to Dartmouth (March 17) ... Allowed one run in an inning of work in the win over West Virginia (May 10).

as a Redshirt Sophomore (2010): Appeared out of the bullpen 11 times, finishing the season with a record of 1-0 ... picked up lone victory on the year against Dartmouth (Mar. 18), pitching an inning of scoreless relief ... pitched an inning of scoreless relief in three other contests, at New Mexico State (Feb. 27), vs. Toledo (April 3), and at Youngstown State (April 14) ... pitched a total of 10.1 innings on the season.

as a Sophomore (2009): Compiled a perfect 2-0 record with a 9.24 ERA in 10 appearances ... registered 10 strikeouts in 12.2 innings pitched ... first career victory came against Duquesne (Mar. 25) as the Zips defeated the Dukes, 6-2 ... earned the win over MAC rival Kent State in the third annual Diamond Classic for Kids (May 5) as the Zips downed the Golden Flashes, 12-5...Tallied a career-high two strikeouts on four separate occasions.

as a Redshirt Freshman (2008): Made three appearances before having season cut short due to injury ... compiled a 1-0 record with an ERA of 3.86 ... in 4.2 innings pitched, Fawcett allowed five hits and two earned runs while fanning four batters ... pitched 1.2 innings against New York Tech (March 8), registering two strikeouts and surrendering just one earned run to record first career win.

as a Freshman (2007): Redshirted.

at Hilliard Davidson High School: Three-year varsity letterwinner ... member of district-champion team in 2003 ... second-team all-conference and honorable mention all-district as a junior ... had Tommy John surgery his senior year ... three-sport scholar athlete ... also was a varsity letterwinner as a member of the golf team and starting power forward of the basketball team as a freshman and sophomore.

Personal: Son of Dan and Bev Fawcett ... instructor at Salvation Army Summer Camp ... enjoys playing the drums and racing speed bikes ... majoring in communications.

FAWCETT'S CAREER STATISTICS

Year	ERA	W-L	APP	GS	CG	SHO	SV	IP	H	R	ER	BB	SO
2007													
2008	3.86	1-0	3	0	0	0	0	4.2	5	3	2	5	4
2009	9.24	2-0	10	0	0	0	0	12.2	18	15	13	8	10
2010	12.19	1-0	11	0	0	0	0	10.1	14	14	14	8	6
2011	4.50	0-0	2	0	0	0	0	2.0	4	1	1	0	1
Totals	9.25	4-0	26	0	0	0	0	29.2	41	33	30	21	21

Fawcett's Career Highs

IP	2.0 (4x)	last vs. Kent State (May 5, 2009)
SO	2 (7x)	last vs. Malone (Apr. 27, 2010)



SCOTT FOSTER

LHP

5-11 • 175 • SENIOR • L/L

GREEN, OHIO

GREEN HS

- Was the team's top left-handed bullpen option in 2011

10

as a Junior (2011): Made 21 bullpen appearances and one midweek start ... threw 5.1 innings of shutout relief in the rain-delayed loss to Miami (April 23), striking out four ... went 6.2 innings without allowing an earned run in a three-game stretch from April 2-9 ... picked up the win in the victory over Pittsburgh (March 22) with a scoreless inning of relief ... posted a 2.45 ERA in nine MAC relief appearances ... struck out 21 in 33.1 innings of work.

as a Sophomore (2010): Started 10 games on the mound and came out of the bullpen in 12 other contests ... named MAC East Pitcher of the Week (March 22) after throwing a complete game three-hitter against Eastern Illinois (March 17) ... pitched 75.1 innings in 2010, totaling a 2-6 record ... gave up just three runs in an 8.0 inning start against Stony Brook (March 6) ... picked up the win in relief over Duquesne (March 24) pitching 4.0 scoreless innings, striking out four ... struck out a season-high five batters in 7.2 innings of work at Bowling Green (May 9) ... pitched 2.0 innings of scoreless relief at Youngstown State (April 14) ... made a relief appearance in all three games of the Eastern Michigan series (April 16-18), allowing one earned run in 3.2 combined innings.

As a Redshirt Freshman (2009): Started six games in 15 appearances, compiling a 2-2 record and 5.58 ERA ... amassed 20 strikeouts in 40 innings pitched in 2008-09 campaign ... first career victory came against Youngstown State (Mar. 18) ... allowed just two runs on four hits in five innings pitched with a pair of strikeouts as the Zips claimed a 18-11 win ... second win came against Malone University (Apr. 21) as Foster fired a career-high 6.1 innings, hurling four strikeouts in the 7-4 victory ... threw six innings against North Carolina State (Mar. 4), tallying a career-high eight strikeouts in the heartbreaking 5-4 18-inning loss.

as a Freshman: Redshirted.

at Green High School: Two-time first team all-league honoree ... batted .333 as a senior while posting a record of 6-1 and an ERA of 2.02 to earn all-state honorable mention ... led team to the regional finals as a junior while hitting .389 and going 6-2 with a 1.60 ERA ... second team all-league selection as a sophomore ... member of the Team Ohio Mizuno all-star team.

Personal: Son of Don and Sue Foster ... has an older brother, Ryan, who played basketball at Mount Union ... uncle, Chuck Rininger, played golf for the Purple Raiders ... majoring in business and organizational communication.



KEVIN GAMBLE

LHP

6-4 • 205 • SENIOR • L/L

OREGON CITY, ORE.

GLADSTONE HS/WESTERN OREGON

- Transfer from Western Oregon with one year of eligibility
- Currently enrolled in grad school

40

Prior to UA: Helped lead Western Oregon to four straight Great Northwest Athletic Conference Championships ... named to the all-conference team during his senior season at Gladstone.

Personal: Son of Craig and Tina Gamble ... has one sister, Kelli, who plays volleyball at North Idaho College.

FOSTER'S CAREER STATISTICS

Year	ERA	W-L	APP	GS	CG	SHO	SV	IP	H	R	ER	BB	SO
2008													
2009	5.85	2-2	15	6	0	0	0	40.0	48	34	26	17	20
2010	6.93	2-6	22	10	0	0	0	75.1	94	66	58	28	39
2011	6.15	1-2	22	1	0	0	0	33.2	48	29	23	11	21
Totals	6.46	5-10	59	17	1	0	0	149.0	190	129	107	56	80

Foster's Career Highs

IP	9.0	vs. Eastern Illinois (March 17, 2010)
SO	8	vs. North Carolina State (March 4, 2009)



ALEX LOFTIN

RHP

5-11 • 205 • SENIOR • R/R

STOW, OHIO

STOW-MUNROE FALLS HS

- Slated to become the club's closer after being the team's Saturday starter in 2011

as a Junior (2011): Made 14 starts as the club's Saturday starter ... pitched 80.0 innings and struck out 47 ... struck out a season-high seven in three different games ... pitched into the ninth in the 2-0 loss to Western Michigan (March 26) ... hurled Akron past Army (March 4), allowing one run on four hits in a 7.0-inning effort.

as a Sophomore (2010): Made 16 appearances on the hill, starting 13 games ... named MAC East Pitcher of the Week (March 2) after pitching 7.0 innings and allowing just three runs in a win over New Mexico State (Feb. 26) ... compiled a record of 4-8 and an era of 4.86 ... tossed 96.1 innings and struck out 63 batters ... pitched 7.0 or more innings in nine of his 13 starts ... threw a complete game, the first of his career, in the UA win over UNC Wilmington (March 5) ... allowed just two runs in 8.0 innings of work, while striking out a career-high nine in a win against Yale (March 13) ... picked up a win in relief, pitching an inning against Youngstown State (April 28) ... struck out seven batters in 7.0 innings in a start against Ohio (May 15) ... pitched a scoreless inning of relief in the win at Ohio State (April 21).

As a Freshman (2009): Named the MAC East Pitcher of the Week twice (Apr. 27 and May 18) in his first year as a Zip ... made five starts as a true freshman in 11 appearances ... picked up a 2-2 record and 6.05 ERA ... collected 41 strikeouts in 38.2 innings of work ... first career victory came against Buffalo (Apr. 25), tossing six complete innings and allowing just one earned run on four hits, while recording six strikeouts ... also threw a career-high eight innings against Bowling Green (May 15) to pick up a 15-4 victory, fanning a career-high seven batters.

at Stow-Munroe Falls High School: As a senior was named to Team Ohio ... first team All-District, All-Northeast Ohio Conference and All-Mizuno honoree in his senior campaign ... as a junior was selected as MVP of the Western Reserve Conference ... Record Publishing Company Pitcher of the Year as a junior ... set school records at Stow for wins (22), ERA (3.73), career strikeouts (302) and single season strikeouts (115) ... also ranked 2nd in career strikeouts on the All-Time OHSAA Division I List ... played football at Stow all four years and was an All-Conference selection twice in his career.


Personal: Parents Larry Loftin and Anne Jeter ... siblings Herby, Xavier and Xandria ... enjoys working out, golf and basketball ... born September 2, 1989 ... majoring in exercise science.

LOFTIN'S CAREER STATISTICS

Year	ERA	W-L	APP	GS	CG	SHO	SV	IP	H	R	ER	BB	SO
2009	6.05	2-2	11	5	0	0	0	38.2	44	31	26	21	41
2010	4.86	4-8	16	13	1	0	0	96.1	126	68	52	35	63
2011	5.40	2-9	15	14	0	0	0	80.0	97	60	48	32	47
Totals	5.27	8-19	42	32	1	0	0	215.0	267	159	126	88	151

Loftin's Career Highs

IP	9.0	at UNC Wilmington (Mar. 5, 2010)
SO	9	vs Yale (Mar. 13, 2009)



SAM WATKINS

THIRD BASE

6-1 • 190 • SENIOR • R/R

JOHNSTOWN, PA.

CONEMAUGH TWP. HS/ALLEGANY (MD.)

- One of the team's top hitters
- Slugged six home runs in 2011

as a Junior (2011): Made 40 starts and was second on the team with a .280 batting average ... smacked six homers, eight doubles, and drove in 21 ... stole three bases in five attempts ... split time in the field between second base, short stop, and third base had a career-high three hits in five individual games ... Drove in three with a home run against Western Carolina (March 4) ... scored three runs and drove in a pair, with another home run, versus Army later that day (March 4) ... batted three-for-five with three runs scored and three RBIs at Ohio (May 13) ... went 3-for-4 with a home run, a double, and two RBIs in the season finale at Kent State (May 21) ... went yard in four of the final seven games of the season.

as a Sophomore (2010): Appeared in 25 games and made 19 starts on the infield and at designated hitter ... also made 6 relief appearances on the mound ... smacked two home runs and drove in nine in 2010 ... went 2-for-4 at UNC Wilmington (March 6) to record his first two hits as a Zip ... drove in a career-high three runs against Hartford (March 15) ... batted 2-for-5 with two RBI and a triple against Dartmouth (March 18) ... scored a career-high three runs and drove in a pair against Duquesne (March 24) ... was 2-for-5 with an RBI and a run scored at Miami (April 23) ... threw a scoreless inning of relief against Lake Erie College (March 30).

Prior to Akron: Played a season at Allegany College of Maryland prior to transferring to Akron ... Was a standout four year letterwinner as an infielder and pitcher at Conemaugh Twp. High School.

Personal: Son of Ken and Mary Jo ... has two Brothers ... Ben Watkins, a pitcher, was drafted in 40th round by the New York Yankees organization in 2009 ... Kip Watkins pitched for St. Vincent ... enjoys playing guitar ... majoring in psychology.

WATKIN'S CAREER STATISTICS

Year	AVG	G-GS	AB	R	H	2B	3B	HR	RBI	BB	SO	OB%	SB-A	E
2010	.214	25-19	84	15	18	2	1	2	9	3	7	.258	0-0	7
2011	.280	41-40	143	16	40	8	0	6	21	20	16	.381	3-5	16
Totals	.255	66-59	227	31	58	10	1	8	30	23	23	.336	3-5	23

Watkin's Career Highs

Runs	3 (3x)	last at Ohio (May 13, 2011)
Hits	3 (4x)	last at Kent State (May 21, 2011)
RBI	3 (4x)	last vs. Youngstown St. (May 18, 2011)
Walks	2 (4x)	last vs. West Virginia (May 10, 2011)
Hit. Streak	8	Feb. 26 - Mar. 14, 2011



JOE COCHRAN

RHP

6-5 • 205 • JUNIOR • R/R

TALLMADGE, OHIO

TALLMADGE HS/MERCYHURST

- Will sit out the 2012 season after transferring from Mercyhurst

1

Prior to UA: Made 17 appearances and pitched a total of 40 innings in two seasons at Mercyhurst ... totaled 31 strikeouts ... was a two-time all-league pitcher at Tallmadge ... earned second-team Suburban League honors his sophomore season, and was named to the first-team his senior season.

Personal: Son of Jim & Denise Cochran ... has one older brother, Jim.



JAMES SHELROWN

MIDDLE INFIELD

5-11 • 180 • JUNIOR • R/R

SPRINGBORO, OHIO

SPRINGBORO HS

- Started 48 games as a sophomore, mostly in the middle infield

23

as a **Sophomore (2011):** Started in 48 games, playing mostly in the middle infield ... also saw time behind the plate ... hit his first career home run in the win over Kent State (May 21) ... recorded two hits in back-to-back games against Butler (March 14) and North Dakota State (March 16) ... batted 3-for-7 in two games against Lamar (Feb. 18 & 20) ... went 2-for-4 with an RBI at Eastern Michigan (April 15) ... was 3-for-6 at the plate in the doubleheader against Ohio State (April 13) ... led the team in assists with 115.

as a **Freshman (2010):** Appeared in 19 games and made 14 starts at catcher and second base ... batted .265 with 4 RBI ... belted four doubles and scored 11 runs ... stole two bases in two attempts ... went 1-for-3 in his collegiate debut at New Mexico State (Feb. 26) ... was 3-for-4 with two doubles and three runs scored in the win over Ohio State (April 21) ... drove in first career RBI against Malone (April 27) ... drove in two runs against Cleveland State, going 3-for-4 in the process ... ended the season on a four-game hitting streak.

at Springboro High School: Primarily played shortstop and catcher ... named Greater Western Ohio Conference South Player of the Year after senior season ... earned the distinction of team MVP in his senior campaign ... was named to the All-Miami Valley First Team, All-State First Team and selected to compete in the Mizuno All-Ohio game following his senior year ... helped lead Springboro to back-to-back-to-back GWOC South Championships ... garnered GWOC South special mention honors as a sophomore and was named to the GWOC South second team as a junior ... lettered in baseball for three years ... also lettered in football for two years.

Personal: Son of Bradley and Diane Shelrown ... two sisters Kailey and Kristine ... father Brad played football and baseball for Northwood University (Michigan) ... was a Midland Indians Caba wooden bat world series champion in 2009 and a Bergen Beach Baseball Caba World Series champion in 2008 ... also played with the Midland Redskins, winning the Ohio Valley Classic tournament in 2009 ... enjoys ping pong, snowboarding, golfing and billiards ... majoring in sports management.

SHELROWN'S CAREER STATISTICS

Year	AVG	G-GS	AB	R	H	2B	3B	HR	RBI	BB	SO	OB%	SB-A	E
2010	.265	19-14	49	11	13	4	0	0	4	10	7	.410	2-2	3
2011	.200	51-48	170	11	34	6	0	1	10	19	31	.284	2-5	9
Totals	.215	70-62	219	22	47	10	0	1	14	29	38	.314	4-7	12

Shelrown's Career Highs

Runs	3	at Ohio State (Apr. 21, 2010)
Hits	3 (2x)	last vs. Cleveland State (May 4, 2010)
RBI	2	vs. Cleveland State (May 4, 2010)
Walks	3	at Kent State (May 21, 2010)
Hit. Streak	4	May 4 - May 22, 2010



SAMUEL TRECASEO

FIRST BASE

5-11 • 180 • JUNIOR • L/R
CUYAHOGA FALLS, OHIO
ST. VINCENT-ST. MARY HS

- Left-handed hitting first baseman
- May also see time at DH

24

as a Sophomore (2011): Started 42 games at designated hitter, first base and third base ... batted .272 with 16 RBIs ... hit three triples on the season ... did not make an error on 150 chances in the field ... batted 3-for-5 with a homer and two RBIs at Eastern Michigan (April 16) ... was 3-for-4 with three runs scored at Malone (April 20) ... drove in two on 3-for-4 at the plate at Buffalo (April 30) ... drove in eight runs in a seven game stretch from April 15 - May 1, batting 13-for-28 (.464) during that span.

as a Freshman (2010): Batted .313 in 42 games and 39 starts at thirdbase ... drove in 22 runs and added seven doubles, one triple, and one home run ... scored 18 runs and stole two bases in three attempts ... recorded first career hit at New Mexico State (Feb. 27) ... drove in a career-high five runs, on 3-for-5 hitting with a home run and a double against Dartmouth (March 18) ... drove in a pair of runs against Duquesne (March 24) and again at Western Michigan (March 27) ... batted 3-for-4 and scored a run against Eastern Michigan (April 16) ... was 3-for-5 in the win over Ohio State (April 21) ... collected a pair of doubles and score twice against Cleveland State (May 4) ... drove in a pair of runs at Pitt (May 5) ... had a season-long 10-game hitting streak from May 1 to May 18.

at St. Vincent-St. Mary High School: Batted .427 career-clip, tallying 96 hits including 22 doubles, six triples and four home runs ... drove in 96 runs with a career .522 on base percentage ... as a senior garnered Rawlings/Perfect Game Central Region All High School Senior Team Honorable Mention ... was Cuyahoga River Baseball Conference Offensive Player of the Year in addition to receiving a spot on the CRBC First Team ... recieved All-Ohio Honorable Mention as a senior ... closed out season as a NEOBCA All-Star Game participant, playing at Progressive Field ... named to the Cuyahoga River Baseball Conference First team as a junior ... named to CRBC First team as a sophomore, picking up Cuyahoga River Baseball Conference of the Year Accolade ... first Team All-City as established by the Akron Beacon Journal as a sophomore ... also lettered in wrestling as a sophomore and junior.

Personal: Son of Ralph and Joan ... has two siblings, Lauren and Andrew ... enjoys following Cleveland professional sports, especially the Indians ... enjoys movies, boating, good food and XBOX ... majoring in finance.

TRECASEO'S CAREER STATISTICS

Year	AVG	G-GS	AB	R	H	2B	3B	HR	RBI	BB	SO	OB%	SB-A	E
2010	.313	42-39	147	18	46	7	1	1	22	12	18	.371	2-2	3
2011	.272	46-42	158	18	43	5	3	1	16	14	23	.333	0-0	0
Totals	.291	88-81	305	36	89	12	4	2	38	38	41	.356	2-2	3

Trecaso's Career Highs

Runs	3 (3x)	last at Malone (Apr. 20, 2011)
Hits	3 (8x)	last at Buffalo (Apr. 30, 2011)
RBI	5	vs. Dartmouth (Mar. 18, 2010)
Walks	3	vs. Eastern Michigan (Apr. 17, 2010)
Hit. Streak	10	May 1 - May 18, 2010



JARED TUROCY

OUTFIELD

6-0 • 170 • JUNIOR • L/L
CANFIELD, OHIO
CANFIELD HIGH SCHOOL

- Younger brother of former Zips Frank and Drew
- Lone returning starter in the outfield

26

as a Sophomore (2011): Started 32 games during his sophomore season ... batted .270 with 17 runs scored ... stole three bases on five attempts ... batted 3-for-4 with two RBIs in the win over Malone (March 29) and drove in another two runs in the second game versus Malone (April 20) ... drove in a pair of runs on two hits against Toledo (April 2) ... recorded two RBIs at Eastern Michigan (April 15) ... had a 12-game hit streak (April 10-May 1), during which he hit .366.

as a Freshman (2010): Started two games in the outfield and made 21 appearances off the bench ... saw action out of the bullpen in four games ... tallied first career hit against UNC Wilmington (March 6) ... made first career start against Duquesne (March 24), recording a double and scoring first career run ... had a base hit in his only plate appearance at Central Michigan (April 10) ... pitched a scoreless inning of relief against both Youngstown State (April 28) and Kent State (May 22).

at Canfield High School: Played baseball four years where he split duties as a pitcher and an outfielder ... as a two year varsity player, helped the Cardinals to a 41-7 record ... was named to the First Team All American Conference Team as a junior and senior ... also received Honorable Mention All-State Division I as a senior ... served as team captain in his senior campaign ... lettered in soccer for three years at Canfield.

Personal: Son of Frank and Marcia ... older brothers Drew and Frank, were former members of the UA baseball squad ... Drew currently plays in the Boston Red Sox organization ... has an older sister Megan and younger brother Derek ... enjoys ping pong, golf and soccer ... majoring in intergrated social studies.

TUROCY'S CAREER STATISTICS

Year	AVG	G-GS	AB	R	H	2B	3B	HR	RBI	BB	SO	OB%	SB-A	E
2010	.136	23-2	22	2	3	1	0	0	0	2	6	.208	0-0	0
2011	.270	41-32	115	17	31	4	1	0	11	10	19	.325	3-5	2
Totals	.248	64-34	137	19	34	5	1	0	11	12	25	.307	3-5	2

Trecaso's Career Highs

Runs	2 (5x)	last at Kent State (May 20, 2011)
Hits	3	vs. Malone (Mar. 29, 2011)
RBI	2 (4x)	last at Malone (Apr. 20, 2011)
Walks	2	vs. Western Carolina (Mar. 4, 2011)
Hit. Streak	12	April 10 - May 1, 2011



TYLER BEGUN

INFIELD

6-0 • 175 • SOPHOMORE • R/R
MAYFIELD VILLAGE, OHIO
MAYFIELD HS

- Batted lead-off in 20 games last season

15

as a Redshirt Freshman (2011): Entered the starting lineup full time mid-way through the season and went on to bat .255 with seven doubles and 12 RBIs ... played in a total of 33 games and made 28 starts ... primarily played second and third, but also saw spot action at shortstop ... stole one base and drew 12 walks ... made first career start and recorded first career hit at Texas State (Feb. 26) ... responded to being placed in the lead-off spot against Ohio State on Apr. 13 by going on a nine-game hitting streak in which he batted .516 (16-for-31) and drove in six ... went 7-for-12 in the Miami series (April 22-23) ... drove in a career high three runs in the Diamond Classic for the Kids against Kent State (May. 19).

as a Freshman (2010): Redshirted.

at Mayfield HS: Had an outstanding career, culminating with an impressive senior campaign ... batted .571, picking up 36 hits, including six doubles and 35 RBIs ... broke previous school record of 11 home runs as a senior, blasting 14 round trippers ... was honored as the Plain Dealer Player of the Year ... named First Team News Herald Conference MVP and First Team All-State as a senior ... helped Mayfield to a 20-7 record and Regional Championship as a junior...Was named First Team All-Conference as a junior and picked up Second Team All-Conference as a sophomore.

Personal: Son of Todd and Janet ... Dad played football as a punter at Kent State University ... has a younger brother, Ryan ... majoring in chemistry.

BEGUN'S CAREER STATISTICS

Year	AVG	G-GS	AB	R	H	2B	3B	HR	RBI	BB	SO	OB%	SB-A	E
2011	.255	33-28	110	13	28	7	0	0	12	12	28	.344	1-2	9

Begun's Career Highs

Runs	2 (3x)	last vs. Miami (Apr. 23, 2011)
Hits	3	vs. Miami (Apr. 22, 2011)
RBI	3	at Kent State (May 19, 2011)
Walks	3	at Eastern Michigan (Apr. 16, 2011)
Hit. Streak	9	Apr. 13 - Apr. 30, 2011

LIBERTI'S CAREER STATISTICS

Year	AVG	G-GS	AB	R	H	2B	3B	HR	RBI	BB	SO	OB%	SB-A	E
2011	.171	13-10	35	2	6	1	0	0	0	3	12	.237	0-0	1

Liberti's Career Highs

Runs	1 (2x)	last vs. Dartmouth (Mar. 17, 2011)
Hits	2	vs. Dartmouth (Mar. 17, 2011)
Walks	1 (2x)	last at Kent State (May 21, 2011)
Hit. Streak	4	Mar. 17 - Apr. 10, 2011



KURT GAMBY

OUTFIELD

6-2 • 205 • SOPHOMORE • R/R
UNIONTOWN, OHIO
GREEN HS

- Will play outfield in 2012, after playing at first and DH in rookie season
- Hit four homers last season

33

as a Freshman (2011): Made 33 starts during his freshman season ... batted .240 with four home runs ... batted 2-for-4 with a double in his debut at Texas State (Feb. 26) ... hit his first collegiate home run in the win over Malone (March 29) ... drove in a season-high four runs on a double and a homer in the win over Ohio (May 13) ... third on the team in slugging percentage (.411).

at Green High School: Was a three-time all-league selection, as well as being named first-team All-Ohio in 2010 ... belted seven homers and drove in 67 runs in his high school career ... also solid on the mound for the Bulldogs, going 13-4 in his career with a 2.16 ERA.

Personal: Son of Ross and Sandy Gamby ... has two sisters, Katie and Kiersten.

GAMBY'S CAREER STATISTICS

Year	AVG	G-GS	AB	R	H	2B	3B	HR	RBI	BB	SO	OB%	SB-A	E
2011	.240	38-33	129	14	31	10	0	4	14	9	28	.293	0-0	2

Gamby's Career Highs

Runs	2 (2x)	last at Youngstown State (May 18, 2011)
Hits	3	vs. Army (May 4, 2011)
RBI	4	at Ohio (May 13, 2011)
Walks	1 (9x)	last at Youngstown State (May 18, 2011)
Hit. Streak	3	Apr. 13 - Apr. 17, 2011



BRENDAN LIBERTI

LHP

6-0 • 195 • SOPHOMORE • L/L
BELLVILLE, OHIO
CLEAR FORK HS


- Will move to the bullpen after playing first base in 2011

34

as a Freshman (2011): Made 10 starts, and appeared in three games of the bench ... went 2-for-2 and scored a run in the loss to Dartmouth (March 17).

at Clear Fork High School: Batted .505 with 9 home runs and 45 RBI as a senior, leading Clear Fork to the state championship ... was a first team All-Ohio selection and the Ohio Cardinal Conference Player of the Year ... compiled a record of 9-0 and an ERA of 1.25 on the mound ... holds the Clear Fork records for hits in a season, season batting average, wins in a season, and doubles in a career ... was a second-team all-conference nominee in football.

Personal: Son of Rick and Tam Liberti ... has one sister, Lauren ... is an avid outdoorsman who enjoys fishing and hunting ... born Feb. 21, 1992.



MYLES McVEIGH

RHP

6-3 • 190 • SOPHOMORE • R/R
CHEYENNE, WYO.
EAST HS

- Had an excellent rookie season on the mound despite record

as a Freshman (2011): Was the Sunday starter for the majority of the season, making 13 starts and compiling a 3.82 ERA ... struck out 49 in 75.1 innings ... held batters to a .265 average ... in his first collegiate start against Lamar (Feb. 20), allowed just one hit over 8.1 shutout innings ... recorded the win against Kent State (May 21) when he allowed just one hit over 7.2 scoreless innings ... struck out a season-high seven against both Toledo (April 2) and Buffalo (May 1) ... allowed just one run in 6.1 innings against Miami (April 23) ... held Ohio (May 15) to just one run in 6.0 innings ... tallied a 2.2 strikeout to walk ratio.

Prior to UA: Played for Cheyenne American Legion Post 6 ... was two-time first-team all-state selection ... a part of three East HS state championship teams ... tallied a record of 12-1 and a 1.75 ERA, striking out 132, as a senior ... totaled a career record of 32-12 and 349 total strikeouts ... holds the record for career strikeouts for his legion team.


Personal: Son of Buck and Lucy McVeigh ... has two brothers, Guy and Hayden ... plays multiple instruments and is currently learning guitar ... born April 11, 1992 ... played on the same American Legion team as UA teammate Andrew Fanning.

McVEIGH'S CAREER STATISTICS

Year	ERA	W-L	APP	GS	CG	SHO	SV	IP	H	R	ER	BB	SO
2011	3.82	1-9	15	13	0	0	0	75.1	73	40	32	22	49

McVeigh's Career Highs

IP	8.1	vs. Lamar (Feb. 20, 2011)
SO	7 (2x)	last at Buffalo (May 1, 2011)



TYLER SMITH


RHP

6-3 • 205 • SOPHOMORE • R/R
WADSWORTH, OHIO
WADSWORTH HS/GULF COAST CC

- Enters his first year with the program

Prior to UA: Named First-Team All-Suburban League at Wadsworth ... also named to the all-district team and All-Medina County Team ... started career at Cleveland State, where he spent one year before moving to Gulf Coast CC.

Personal: Son of Dean and Kathryn Smith ... has two brothers, Andrew and Collin ... plays the piano.



JON PUSATERI

RHP

6-4 • 180 • SOPHOMORE • R/R
RANDOLPH, OHIO
WATERLOO HS

- Will move into the weekend rotation after being the midweek starter in 2011

as a Freshman (2011): Pitched for a 3-3 record as the midweek starter ... held an era of 4.19 in nine starts and four relief appearances ... struck out 30 in 43.0 innings pitched ... held batters to a .256 average ... shutout Youngstown State (April 5) over 4.0 innings ... struck out a season-high six in 4.0 innings of work at Malone (April 20) ... pitched 4.0 scoreless innings against West Virginia (May 10) ... allowed just one hit in 1.1 innings of work in his collegiate debut at Mississippi State (Feb. 18).

at Waterloo HS: Went 6-3, with 77 strikeouts as a senior ... was named the team MVP in 2010 after leading Waterloo to a district title ... went 5-0 as a sophomore, as Waterloo compiled a record of 21-4 ... struck out 185 batters in his career ... also a standout in the classroom, totaling 11 academic-athlete awards, as well as being a member of the National Honor Society.

Personal: Son of Brian and Jennifer Pusateri ... has one sister, Katie ... an uncle, Allen Moff, played baseball at Mount Union ... born Sept. 11, 1991.

PUSATERI'S CAREER STATISTICS

Year	ERA	W-L	APP	GS	CG	SHO	SV	IP	H	R	ER	BB	SO
2011	4.19	3-3	13	9	0	0	0	43.0	40	21	20	21	30

Pusateri's Career Highs

IP	5.0 (3x)	vs. at Youngstown State (May 18, 2011)
SO	6	at Buffalo (Apr. 20, 2011)



BRADY STEWART

CATCHER

6-2 • 205 • SOPHOMORE • R/R
ASHVILLE, OHIO
TEAYS VALLEY HS


- Will add depth to the catcher position

as a Redshirt Freshman (2011): Appeared in three games and made one start ... started behind the plate in the win over Army (March 4) ... totaled six plate appearances on the season.

as a Freshman (2010): Redshirted

At Teays Valley High School: Earned first team All-League and first team All-Central District honors upon conclusion of his senior campaign ... batted .440 as a senior, driving in 22 RBIs on 35 hits, including 12 doubles and two home runs ... received second team All-League honors in addition to receiving team Defensive Most Valuable Player for second time in career ... picked up first team All-League honors and was the team MVP as a sophomore ... as a freshman, picked up team Defensive MVP award ... finished career with a .380 batting average, 125 hits, including 18 doubles, 5 home runs and 75 RBIs, with 14 stolen bases.

Personal: Son of Roger and Tari ... brothers Adam and Marcus ... also lettered in football, where he tied the school record for touchdowns in a season (12) and in a game (3) ... majoring in integrated social studies.



DARIUS WASHINGTON
OUTFIELD
 6-3 • 185 • SOPHOMORE • R/R
 TWINSBURG, OHIO
 TWINSBURG HS

- Made 11 appearances in 2011

48

as a Freshman (2011): Made 10 starts and saw action in eight other games ... recorded first career hit at Mississippi State (Feb. 19) ... drove in a run in the win over Army (March 4) ... collected a pair of hits in the series at Texas State (Feb. 25-27).

at Twinsburg HS: Batted .365 as a senior ... named to the NOC All-Conference Team in both his junior and senior seasons.

Personal: Son of Ed and Bobbie Washington ... born Dec. 27, 1991 ... has two younger brothers.

WASHINGTON'S CAREER STATISTICS

Year	AVG	G-GS	AB	R	H	2B	3B	HR	RBI	BB	SO	OB%	SB-A	E
2011	.111	18-10	36	2	4	0	0	0	1	0	9	.111	0-0	0



BRYAN WHITE
FIRST BASE/OUTFIELD
 6-1 • 220 • SOPHOMORE • L/L
 WHEELERSBURG, OHIO
 WHEELERSBURG HS

- May see time at both first base and in the outfield


16

as a Redshirt Freshman (2011): Made a pinch hit appearance against Central Michigan (April 10).

as a Freshman (2010): Redshirted

at Wheelersburg High School: Helped lead Wheelersburg to 36-2 record in his junior campaign ... named Second-Team All-Southern Ohio Conference and Second-Team All-District as a sophomore ... was named to the first team All-SOC and first team All-District in addition to making state finals as a junior ... in football, White was named 2008 Southeast District Player of the Year in addition to being named to the first team All-Ohio football team.

Personal: Son of Herb and Missi ... older brother Brandon is a former member of the UA baseball team ... earned a silver medal in the Junior Olympics in Arizona ... also participated in the Goodwill Series Baseball games in Australia ... majoring in emergency management.



BRANDON WINTER
INFIELD
 6-0 • 185 • SOPHOMORE • R/R
 BELLEFONTAINE, OHIO
 BELLEFONTAINE HS

- made 21 starts in the middle infield, before losing time with a concussion

2

as a Freshman (2011): Started 21 times in the middle of the infield, before missing significant time with an injury ... picked up his first career hit in his first career game against Lamar (Feb. 18) ... batted 3-for-4 with a double and an RBI in the loss to Chicago State (March 19).

at Bellefontaine High School: Garnered Honorable Mention All-Ohio honors as a senior at Bellefontaine.

Personal: Son of Christopher and Sandra Winter ... has one brother, Brad, who played baseball at Kent State ... speaks spanish ... born Jan. 30, 1992.

WINTER'S CAREER STATISTICS

Year	AVG	G-GS	AB	R	H	2B	3B	HR	RBI	BB	SO	OB%	SB-A	E
2011	.114	22-21	70	2	8	2	0	0	2	4	10	.182	0-1	5

Winter's Career Highs

Hits	3	vs. Chicago State (Mar. 19, 2011)
Walks	2	vs. Bradley (Mar. 18, 2011)
Hit. Streak	3	Mar. 19 - Mar. 25, 2011



DEVAN AHART
OUTFIELD
 6-1 • 160 • R-FRESHMAN • R/L
 ORCHARD LAKE, MICH.
 ORCHARD LAKE ST. MARY'S HS

- Redshirted in 2011 after having off-season shoulder surgery
- A candidate to start in the outfield

6

as a Freshman (2011): Redshirted the 2011 season after sustaining a shoulder injury prior to the season.

at Orchard Lake St. Mary's HS: Was a two-time all-state selection at Orchard Lake St. Mary's ... also named to the all-catholic and all-league teams three times ... was a three-time all-district and all-region honoree.

Personal: Son of Omar Ahart and Carnalitia Morris ... born Oct. 21 1992.



DAN BECKS

RHP

6-0 • 180 • R-FRESHMAN • R/R
AVON LAKE, OHIO
AVON LAKE HS


- Redshirted in 2011

27

as a Freshman (2011): Redshirted

at Avon Lake High School: Named first-team All-Southwestern Conference and honorable mention All-Lorain County after his senior season ... went 3-1 in final season as a Shoreman.

Personal: Son of Thomas Becks ... born June 19, 1991.



DEREK CARMICHAEL

UTILITY

5-10 • 175 • FRESHMAN • R/R
WOOSTER, OHIO
TRIWAY HS

18

at Triway High School: Batted .390 with 13 doubles and 30 RBIs in his senior season at Triway ... also went 16-2 in his high school career on the mound ... was twice named first-team all-league ... was also named to the all-district team in his junior and senior season.

Personal: Son of Sean and Angie Carmichael ... has two siblings, Parker and Zoe ... Dad, Sean, was a four-year letterwinner for the Zips from 1986-89 ... earned second-team all-state honors twice in football.



ANDREW FANNING

RHP

6-3 • 175 • R-FRESHMAN • R/R
CHEYENNE, WYO.
CHEYENNE CENTRAL HS


- Redshirted in 2011

21

as a Freshman (2011): Redshirted.

Prior to UA: A member of two state champion teams with Cheyenne American Legion Post 6 ... went 6-1 with a 2.65 ERA, four saves and 84 strikeouts as a senior ... struck out 65 batters in 42.1 innings as a junior ... holds the record for career saves ... batted .368 with 51 RBI as a senior.

Personal: Son of David and Marcella Fanning ... has a brother, Chris (26), and a twin sister, Jami (18) ... Cousin, Bret Fanning, plays baseball at University of Northern Colorado ... played on the same American Legion team as UA teammate Myles McVeigh.



PAT DYER

LHP

6-8 • 190 • FRESHMAN • L/L
COLUMBUS, OHIO
ST. CHARLES PREP

11

at St. Charles Prep: Went 11-3 in two seasons at St. Charles Prep ... Was 6-0 with an ERA of 1.37, while striking out 43 in his junior season ... pitched for a 5-3 record his senior season.

Personal: Son of Thomas and MaryAnne Dyer.



JOEY HAVRILAK

OUTFIELD

5-10 • 175 • R-FRESHMAN • L/R
WASHINGTON, PA.
TRINITY HS


- Redshirted in 2011
- A candidate to start in the outfield

21

as a Freshman (2011): Redshirted.

at Trinity High School: Was a twice named first-team all-section ... named the section MVP in 2010 ... batted .510 as a senior with five homers and 25 RBI ... was also a standout on the football field, earning all-conference honors as a defensive back and breaking the school record for interceptions.

Personal: Son of Tom and Cynthia Havrilak ... enjoys playing tennis and soccer ... plays the violin and piano.



MATT GEBACZ

LHP

5-11 • 175 • FRESHMAN • L/L
AKRON, OHIO
ARCHBISHOP HOBAN HS

30

at Archbishop Hoban High School: Led Hoban to a state runner-up finish in 2011, including pitching a complete game in the state semifinal ... named second team North Coast League after his junior season when he went 5-3 with 69 strikeouts ... was 5-1 with 66 strikeouts his sophomore season.

Personal: Son of David and Lynne Gebacz ... has one younger sister, Eryn ... was also an all-conference soccer player at Hoban.



JASON McPEEK
RHP
6-4 • 185 • FRESHMAN • R/R
STOW, OHIO
STOW-MUNROE FALLS HS

41

at Stow-Munroe Falls High School: Batted .440 as a senior at Stow-Munroe Falls ... hit for the cycle in a game against Kent Roosevelt during his senior season ... Named to the all-conference team his senior season.

Personal: Son of Jeffrey and Cindy McPeeK.




MATT REMBIELAK
MIDDLE INFIELD
5-10 • 170 • FRESHMAN • R/R
TALLMADGE, OHIO
BISHOP MCGUINNESS HS (N.C.)

13

at Bishop McGuinness High School: A four-year starter at Bishop McGuinness in North Carolina ... named to the all-state team his junior season and the all-conference squad his senior season.

Personal: Son of Rick and Sharon Rembielak ... has two older sisters, Nicole and Megan.



CHRIS MILLER
FIRST BASE
6-4 • 215 • FRESHMAN • R/R
PITTSBURGH, PA.
SERRA CATHOLIC HS

29

at Serra Catholic High School: Led Serra Catholic to the state championship during his senior season ... Serra Catholic won the WPIAL Championship and were state runner-up in both sophomore and junior season ... batted .627 his senior year, which was tops in the WPIAL.

Personal: Son of Tom and Patti Miller ... has one older sister, Jacqui Anderson.



GERRAD ROHAN
THIRD BASE
6-1 • 190 • FRESHMAN • R/R
CANFIELD, OHIO
SOUTH RANGE HS

31

at South Range High School: Named All-Inter Tri County League three times, earning second-team honors once and first-team selections twice ... batted .445 as a senior with seven doubles, 27 RBIs, and 12 stolen bases ... hit .465 as a junior.

Personal: Son of George and GERALYN Rohan ... has two brothers, George Jr. and Greg ... George Jr. played collegiately at Findlay and Greg currently plays in the farm system of the Chicago Cubs.



2011 STATISTICS

2011 Overall Stats

Record: 16-37 Home: 4-12 Away: 9-16 Neutral: 3-9 Mid-American: 7-20

AKRON BASEBALL

Player	AVG	GP-GS	AB	R	H	2B	3B	HR	RBI	TB	SLG%	BB	HBP	SO	GDP	OB%	SF	SH	SB-A	PO	A	E	FLD
22 TUROCY, Drew	.347	52-51	199	35	69	12	5	7	29	112	.563	16	5	25	3	.409	0	1	10-13	123	2	4	.969
4 WATKINS, Sam	.280	41-40	143	16	40	8	0	6	21	66	.462	20	4	16	2	.381	1	1	3-5	59	107	16	.912
24 TRECASO, Sam	.272	46-42	158	18	43	5	3	1	16	57	.361	14	2	23	1	.333	3	2	0-0	122	28	0	1.000
26 TUROCY, Jared	.270	41-32	115	17	31	4	1	0	11	37	.322	10	0	19	0	.325	1	5	3-5	39	0	2	.951
15 BEGUN, Tyler	.255	33-28	110	13	28	7	0	0	12	35	.318	12	3	28	1	.344	0	2	1-2	29	60	9	.908
33 GAMBY, Kurt	.240	38-33	129	14	31	10	0	4	14	53	.411	9	1	23	4	.293	1	3	0-0	329	11	2	.994
37 CORPORA, Matt	.226	50-43	177	18	40	12	1	3	18	63	.356	9	4	35	1	.276	2	9	1-2	71	1	1	.986
12 WHITE, Brandon	.212	52-52	198	18	42	6	0	1	21	51	.258	20	4	43	6	.296	1	1	5-7	133	8	5	.966
6 CORZINE, Jason	.209	37-34	115	7	24	5	0	1	8	32	.278	6	11	19	2	.306	2	7	0-0	20	44	5	.928
23 SHELROWN, J.	.200	51-48	170	11	34	6	0	1	10	43	.253	19	2	31	2	.284	3	2	2-5	121	115	9	.963

STAFF

20 SAYLOR, Scott	.500	3-0	2	1	1	0	0	0	0	1	.500	0	1	1	0	.667	0	0	0-0	2	3	0	1.000
9 BURANT, Dan	.209	29-29	91	11	19	2	0	0	6	21	.231	6	3	19	3	.275	2	3	0-0	179	24	2	.990
30 LIBERTI, B.	.171	13-10	35	2	6	1	0	0	0	7	.200	3	0	12	1	.237	0	1	0-0	44	7	1	.981
2 WINTER, B.	.114	22-21	70	3	8	2	0	0	2	10	.143	4	2	10	2	.182	1	0	0-1	48	53	5	.953
48 WASHINGTON	.111	18-10	36	2	4	0	0	0	1	4	.111	0	0	9	2	.111	0	0	0-0	23	0	0	1.000
28 ALEXANDER, I.	.077	9-3	13	0	1	0	0	0	0	1	.077	3	1	5	0	.294	0	0-0	0	4	0	0	1.000
5 STEWART, Brady	.000	3-1	6	0	0	0	0	0	0	0	.000	0	0	4	0	.000	0	0-0	0	8	0	0	1.000
8 PENN, Lawrence	.000	1-0	1	0	0	0	0	0	0	0	.000	0	0	1	0	.000	0	0	0-0	0	0	0	.000
16 WHITE, Bryan	.000	1-0	1	0	0	0	0	0	0	0	.000	0	0	0	1	.000	0	0	0-0	0	0	0	.000

Totals	.238	53-53	1769	186	421	80	10	24	169	593	.335	151	43	323	31	.311	17	37	25-40	1381	579	69	.966
Opponents	.285	53-53	1791	269	510	82	12	21	239	679	.379	150	57	315	28	.354	26	47	50-76	1431	581	52	.975

Left on Base - Team (400), Opp (421). Double Plays turned - Team (33), Opp (38).

Intentional Walks Drawn - Team (4), TUROCY, Drew 4, Opp (4).

Picked off - CORPORA, M. 1, BEGUN, Tyler 1, TUROCY, Drew 1, WINTER, B. 1, SHELROWN, J 1, GAMBY, Kurt 1.

STUDENT-ATHLETES

2011 REVIEW

Player	ERA	W-L	A-GS	CG	SHO	CBO	SV	IP	H	R	ER	BB	SO	2B	3B	HR	AB	B/Avg	WP	HBP	BK	SFA	SHA
38 BROWN, Andrew	2.97	4-7	15-14	3	1	0	0	103.0	87	43	34	27	70	17	2	4	386	.225	6	5	0	3	13
36 McVEIGH, Myles	3.82	1-9	15-13	0	0	0	0	75.1	73	40	32	22	49	12	2	3	275	.265	11	20	1	7	11
7 LOFTIN, Alex	5.40	2-9	15-14	0	0	1	0	80.0	97	60	48	32	47	16	3	3	321	.302	3	4	2	3	6
13 BASSITT, Chris	1.42	2-5	28-0	0	0	1	7	38.0	24	9	6	15	48	1	1	2	131	.183	5	3	0	2	4
31 SIMONE, Bobby	2.75	1-0	16-0	0	0	1	0	19.2	26	10	6	7	6	1	0	0	80	.325	2	3	0	3	1
25 PUSATERI, Jon	4.19	3-3	13-9	0	0	1	0	43.0	40	21	20	21	30	7	1	0	156	.256	3	8	0	2	4
42 FAWCETT, Dan	4.50	0-0	2-0	0	0	0	0	2.0	4	1	1	0	1	0	0	0	9	.444	0	0	0	0	1
34 DANZIGER, B.	4.93	2-0	22-0	0	0	2	0	38.1	59	23	21	9	33	7	1	1	163	.362	2	6	1	0	3
10 FOSTER, Scott	6.15	1-2	22-1	0	0	1	0	33.2	48	29	23	11	21	11	0	4	147	.327	0	1	0	1	3
18 KUMAZEC, Kevin	9.50	0-0	16-0	0	0	1	1	18.0	30	19	19	5	4	4	0	3	76	.395	0	5	0	3	1
1 Yike, Zach	13.50	0-2	3-2	0	0	0	0	9.1	22	14	14	1	6	6	2	1	47	.468	0	2	0	2	0

Totals	4.38	16-37	53-53	3	3	2	8	460.1	510	269	224	150	315	82	12	21	1791	.285	32	57	4	26	47
Opponents	2.87	37-16	53-53	9	12	7	17	477.0	421	186	152	151	323	80	10	24	1769	.238	38	43	4	17	37

Passed Balls - Team (13), BURANT, D. 7, WHITE, B. 5, SHELROWN, J 1, Opp (10).

Pickoffs - Team (12), LOFTIN, Alex 6, DANZIGER, B. 3, BURANT, D. 2, SHELROWN, J 1, Opp (6).

Stolen Bases Allowed/Attempt - BURANT, D. (23-37), SHELROWN, J (15-23), McVEIGH, M. (10-18), LOFTIN, Alex

(11-17), WHITE, B. (11-14), BROWN, A. (7-12), PUSATERI, J. (4-7), DANZIGER, B. (3-6), BASSITT, C. (5-5), FOSTER, S. (4-4),

SIMONE, B. (4-4), KUMAZEC, K. (2-3), STEWART, B. (1-1).

RECORDS

2011 MAC Standings

	Ovr.	MAC
East	45-17	21-5
Kent State	35-25	18-9
Miami	20-31	11-14
Bowling Green	27-27	11-16
Ohio	16-37	7-20
Akron	14-38	3-22
Buffalo		

	Ovr.	MAC
West	31-27	17-9
Central Mich.	37-22	16-11
Eastern Mich.	30-27	16-11
Northern Ill.	26-29	15-12
Toledo	26-31	12-14
Western Mich.	15-35	11-15
Ball State		

First Team

C	Tom Murphy, Buffalo
1B	Kyle Weldon, Miami
2B	Zack Leonard, Eastern Mich.
SS	Alex Jones, Northern Illinois
3B	Travis Shaw, Kent State
OF	Drew Turocy, Akron
OF	Ben Klafczynski, Kent State
OF	Ken Battiston, Eastern Mich.
SP	Andrew Chafin, Kent State
SP	Kyle Hallock, Kent State
SP	David Starn, Kent State
SP	Mac Thoreson, Miami
RP	Kyle McMillen, Kent State
DH	Jeff Zimmerman, Northern Ill.
UTIL	Jon Berti, Bowling Green

Second Team

C	David Lyon, Kent State
1B	Clay Duncan, Bowling Green
2B	Jordan Dean, Central Mich.
SS	Chris Dudics, Toledo
3B	Troy White, Northern Ill.
OF	Cody Elliott, Ball State
OF	Ethan Newton, Ohio
OF	Ben Hammer, Toledo
SP	Trent Howard, Central Mich.
SP	Zach Cooper, Central Mich.
SP	Tony Manville, Northern Ill.
SP	Brian Stroud, Western Mich.
RP	Chris Bassitt, Akron
DH	Mark Lapikas, Toledo
UTIL	Brent Ohrman, Eastern Mich.

Player of the Year

Tom Murphy, Catcher, Buffalo

Pitcher of the Year

Kyle Hallock, LHP, Kent State

Freshman of the Year

Jeff Zimmerman, DH, Northern Ill.

Coach of the Year

Scott Stricklin, Kent State

2011 Game-by-Game Results

Date	Opposing team	Score	UA r-h-e	Opp. r-h-e	Inns	Overall	Mid-American	Pitcher of record	Attend	Time
Feb 18, 2011	vs Lamar	W 2-1	2-5-1	1-7-1	9	1-0-0	0-0-0	BROWN, A. (W 1-0)	3074	2:08
Feb 18, 2011	at Mississippi State	0-11 L	0-1-0	11-14-0	9	1-1-0	0-0-0	LOFTIN, Alex (L 0-1)	3074	2:00
Feb 19, 2011	at Mississippi State	1-10 L	1-4-1	10-17-0	9	1-2-0	0-0-0	YIKE, Zach (L 0-1)	4717	2:03
Feb 20, 2011	vs Lamar	0-1 L	0-7-1	1-2-1	9	1-3-0	0-0-0	BASSITT, C. (L 0-1)	5727	1:57
Feb 25, 2011	at Texas State	1-2 L	1-4-0	2-2-1	9	1-4-0	0-0-0	BROWN, A. (L 1-1)	1001	2:14
Feb 26, 2011	at Texas State	3-6 L	3-7-2	6-8-0	9	1-5-0	0-0-0	LOFTIN, Alex (L 0-2)	1113	2:12
Feb 27, 2011	at Texas State	2-12 L	2-9-2	12-14-1	7	1-6-0	0-0-0	YIKE, Zach (L 0-2)	657	1:56
Mar 04, 2011	vs Western Carolina	8-9 L	8-8-3	9-13-1	9	1-7-0	0-0-0	BASSITT, C. (L 0-2)	198	3:13
Mar 04, 2011	vs Army	W 4-1	4-12-2	1-7-0	9	2-7-0	0-0-0	LOFTIN, Alex (W 1-2)	162	2:50
Mar 11, 2011	vs Xavier	0-7 L	0-5-4	7-9-2	9	2-8-0	0-0-0	BROWN, A. (L 1-2)	188	1:55
Mar 12, 2011	vs Michigan State	1-5 L	1-5-4	5-10-0	9	2-9-0	0-0-0	LOFTIN, Alex (L 1-3)	147	1:56
Mar 13, 2011	vs Indiana	1-4 L	1-5-0	4-9-0	9	2-10-0	0-0-0	McVEIGH, M. (L 0-1)	147	2:18
Mar 14, 2011	vs Butler	3-4 L	3-10-0	4-10-2	9	2-11-0	0-0-0	FOSTER, S. (L 0-1)	98	2:29
Mar 16, 2011	vs North Dakota State	W 1-0	1-3-0	0-5-1	9	3-11-0	0-0-0	BROWN, A. (W 2-2)	101	1:37
Mar 17, 2011	vs Dartmouth	2-19 L	2-10-4	19-25-1	9	3-12-0	0-0-0	LOFTIN, Alex (L 1-4)	107	2:35
Mar 18, 2011	vs Bradley	5-7 L	5-6-1	7-11-2	9	3-13-0	0-0-0	McVEIGH, M. (L 0-2)	156	2:31
Mar 19, 2011	vs Chicago State	1-4 L	1-7-2	4-10-1	9	3-14-0	0-0-0	PUSATERI, J. (L 0-1)	77	2:16
Mar 22, 2011	at Pittsburgh	W 4-3	4-11-0	3-8-3	9	4-14-0	0-0-0	FOSTER, S. (W 1-1)	151	2:24
*Mar 25, 2011	WESTERN MICHIGAN	0-9 L	0-8-1	9-13-0	9	4-15-0	0-1-0	BROWN, A. (L 2-3)	237	2:02
*Mar 26, 2011	WESTERN MICHIGAN	0-2 L	0-5-1	2-5-0	9	4-16-0	0-2-0	LOFTIN, Alex (L 1-5)	212	2:05
*Mar 27, 2011	WESTERN MICHIGAN	0-7 L	0-4-3	7-10-3	9	4-17-0	0-3-0	McVEIGH, M. (L 0-3)	157	2:40
Mar 29, 2011	MALONE	W 10-9	10-17-1	9-11-0	9	5-17-0	0-3-0	SIMONE, B. (W 1-0)	163	2:46
*Apr 01, 2011	at Toledo	0-1 L	0-7-1	1-10-1	(13)	5-18-0	0-4-0	BASSITT, C. (L 0-3)	102	2:34
*Apr 02, 2011	at Toledo	2-5 L	2-7-1	5-9-1	9	5-19-0	0-5-0	LOFTIN, Alex (L 1-6)	111	2:00
*Apr 02, 2011	at Toledo	4-6 L	4-7-2	6-10-0	9	5-20-0	0-6-0	McVEIGH, M. (L 0-4)	111	2:21
Apr 05, 2011	YOUNGSTOWN STATE	W 5-0	5-8-0	0-5-2	9	6-20-0	0-6-0	PUSATERI, J. (W 1-1)	108	2:04
*Apr 09, 2011	CENTRAL MICHIGAN	2-3 L	2-6-4	3-3-1	9	6-21-0	0-7-0	BROWN, A. (L 2-4)	158	2:02
*Apr 09, 2011	CENTRAL MICHIGAN	7-8 L	7-12-1	8-13-0	9	6-22-0	0-8-0	LOFTIN, Alex (L 1-7)	157	2:36
*Apr 10, 2011	CENTRAL MICHIGAN	0-10 L	0-4-2	10-9-2	9	6-23-0	0-9-0	McVEIGH, M. (L 0-5)	124	1:59
Apr 13, 2011	at Ohio State	0-5 L	0-5-1	5-9-1	7	6-24-0	0-9-0	PUSATERI, J. (L 1-2)	-	1:34
Apr 13, 2011	at Ohio State	1-8 L	1-4-0	8-13-0	7	6-25-0	0-9-0	FOSTER, S. (L 1-2)	1140	1:37
*Apr 15, 2011	at Eastern Michigan	W 5-2	5-9-1	2-9-4	9	7-25-0	1-9-0	BROWN, A. (W 3-4)	115	2:18
*Apr 16, 2011	at Eastern Michigan	W 14-7	14-18-1	7-14-1	9	8-25-0	2-9-0	DANZIGER, B. (W 1-0)	161	2:56
*Apr 17, 2011	at Eastern Michigan	4-11 L	4-8-2	11-16-1	9	8-26-0	2-10-0	McVEIGH, M. (L 0-6)	126	2:26
Apr 20, 2011	at Malone	W 9-3	9-11-3	3-11-5	9	9-26-0	2-10-0	PUSATERI, J. (W 2-2)	75	2:33
*Apr 22, 2011	MIAMI	4-5 L	4-7-1	5-11-1	(10)	9-27-0	2-11-0	BASSITT, C. (L 0-4)	-	2:33
*Apr 23, 2011	MIAMI	3-4 L	3-9-1	4-3-0	9	9-28-0	2-12-0	LOFTIN, Alex (L 1-8)	-	1:59
*Apr 23, 2011	MIAMI	0-1 L	0-4-1	1-8-0	9	9-29-0	2-13-0	McVEIGH, M. (L 0-7)	123	1:54
*Apr 30, 2011	at Buffalo	1-2 L	1-5-0	2-6-2	9	9-30-0	2-14-0	BROWN, A. (L 3-5)	-	1:35
*Apr 30, 2011	at Buffalo	W 6-0	6-10-1	0-7-0	9	10-30-0	3-14-0	LOFTIN, Alex (W 2-7)	79	2:37
*May 01, 2011	at Buffalo	W 8-3	8-14-1	3-7-1	9	11-30-0	4-14-0	DANZIGER, B. (W 2-0)	77	2:36
May 04, 2011	PITTSBURGH	0-6 L	0-5-0	6-9-0	9	11-31-0	4-14-0	PUSATERI, J. (L 2-3)	145	2:13
*May 06, 2011	BOWLING GREEN	5-6 L	5-9-1	6-11-0	9	11-32-0	4-15-0	BROWN, A. (L 3-6)	179	2:07
*May 07, 2011	BOWLING GREEN	W 7-6	7-13-2	6-13-0	9	12-32-0	5-15-0	BASSITT, C. (W 1-4)	251	2:27
*May 08, 2011	BOWLING GREEN	1-5 L	1-7-2	5-12-1	9	12-33-0	5-16-0	McVEIGH, M. (L 0-8)	211	2:10
May 10, 2011	WEST VIRGINIA	W 3-2	3-7-1	2-10-0	(11)	13-33-0	5-16-0	BASSITT, C. (W 2-4)	167	2:40
*May 13, 2011	at Ohio	W 13-3	13-15-1	3-5-3	9	14-33-0	6-16-0	BROWN, A. (W 4-6)	582	2:26
*May 14, 2011	at Ohio	3-7 L	3-9-1	7-11-0	9	14-34-0	6-17-0	LOFTIN, Alex (L 2-9)	-	3:07
*May 15, 2011	at Ohio	0-1 L	0-4-1	1-9-1	9	14-35-0	6-18-0	McVEIGH, M. (L 0-9)	472	2:05
May 18, 2011	at Youngstown State	W 9-2	9-14-0	2-7-1	9	15-35-0	6-18-0	PUSATERI, J. (W 3-3)	500	2:45
*May 19, 2011	at Kent State	3-4 L	3-9-3	4-9-0	9	15-36-0	6-19-0	BROWN, A. (L 4-7)	1123	2:02
*May 20, 2011	at Kent State	5-6 L	5-10-0	6-15-2	(12)	15-37-0	6-20-0	BASSITT, C. (L 2-5)	525	2:49
*May 21, 2011	at Kent State	W 13-4	13-11-0	4-6-1	9	16-37-0	7-20-0	McVEIGH, M. (W 1-9)	495	2:40

() extra inning game

2011 Summary Stats

Total	16-37	Extra inns	1-3	After 6 leading	11-1	Opponent 1 home run	1-10
Conference	7-20	Shutouts	3-12	After 6 trailing	3-29	Opponent 2+ HRs	0-5
Non-Conf	9-17	Scoring 0-2 runs	2-24	After 6 tied	2-7	Made 0 errors	5-8
Home	4-12	Scoring 3-5 runs	5-11	After 7 leading	11-0	Made 1 error	8-15
Away	9-16	Scoring 6-9 runs	5-2	After 7 trailing	2-27	Made 2+ errors	3-14
Neutral	3-9	Scoring 10+ runs	4-0	After 7 tied	3-7	Opp. made 0 errors	5-16
Day	13-33	Opponent 0-2 runs	8-7	After 8 leading	13-0	Opp. made 1 error	6-14
Night	3-4	Opponent 3-5 runs	5-11	After 8 trailing	1-31	Opp. made 2+ errors	5-7
vs Left	6-12	Opponent 6-9 runs	3-13	After 8 tied	2-3	Out-hit opponent	10-4
vs Right	10-25	Opponent 10+ runs	0-6	Hit 0 home runs	6-30	Out-hit by opponent	3-30
1-Run games	6-15	Scored in 1st inning	4-5	Hit 1 home run	5-6	Hits are tied	3-3
2-Run games	0-3	Scores first	12-3	Hit 2+ home runs	5-1		
5+Run games	8-12	Opp. scores first	4-34	Opponent 0 home runs	15-22		



HOME FACILITIES | ZIPS IN THE PROS

Moved to its present site (adjacent to FirstEnergy Stadium - Cub Cadet Field) at Lee Jackson Field in 1972, the Zips' diamond has undergone several upgrades over the years to keep the Zips on the field throughout the unpredictable spring weather of Northeast Ohio.

Thanks to the dedicated effort of grounds supervisor Jim Fleming, the Zips were able to construct new bullpens outside the existing fence lines in recent years.

In addition, a \$45,000 project to install a new net-and-cable system backstop was completed prior to the 2002 season. Future projects include: a complete re-grading of the infield surface and the addition of 100-150 chair-back seats behind the new backstop. Upgrades are expected over the next few seasons as part of the Lee Jackson Field redevelopment project.

The field was originally located on the corner of Exchange and Brown streets, but was moved to its current location to avoid the danger foul balls and home runs might provide for pedestrians and motorists.

The 23-acre Lee R. Jackson Athletic Complex is named in honor of the former UA Board chairman and retired president and vice chairman of the board of The Firestone Tire & Rubber Company.

The Zips second home is Canal Park - home of the Akron Aeros - in downtown Akron. The field not only hosts the annual Diamond Classic for the Cure - which pits UA against rival Kent State - every season, but also a handful of other Akron home games.

Opened in 1997, Canal Park has been home to the double-A affiliate of the Cleveland Indians for the past 14 seasons. The 9,097 seat single-level stadium stands adjacent to the historic Ohio and Erie Canal in downtown Akron. It is home to the largest free-standing scoreboard in the minor leagues and features 25 luxury suites, multiple outdoor picnic areas, and a restaurant overlooking right field.

LEE R. JACKSON FIELD QUICK FACTS

Capacity	1,500	Dimensions	
Stadium Completed	1967	LF	330
First Game Played	Apr. 8, 1967	CF	400
	Akron 15, Kenyon 8	RF	330

CANAL PARK QUICK FACTS

Capacity	9,097	Dimensions	
Stadium Completed	1997	LF	331
First UA Game Played	Apr. 9, 1997	LC	376
	Akron 1, Kent State 9	CF	400
		RC	375
		RF	337

Zips in the Pros



UA PROFESSIONAL CONTRACT SIGNED

Name	MLB Org.	Draft Rd.	Year
Jack DiLauro	N.Y. Mets/Houston Astros	FA	1969/70
Randy Budd	Montreal Expos	FA	1981
Bob Cosgrove	Cleveland Indians	FA	1981
Mike Birkbeck	Milwaukee Brewers	4th	1983
Mike Roth	Atlanta Braves	FA	1983
Pat Gliha	Atlanta Braves	FA	1985
Dave Wrigley	Pittsburgh Pirates	FA	1985
Steve Shade	St. Louis Cardinals	FA	1986
John Massarelli	Houston Astrons	8th	1987
Mike Kimler	Co-op	FA	1992
Mike Taylor	St. Louis Cardinals	FA	1993
Matt King	Independent	FA	1994
Randy Ecrement	Independent	FA	1994
Jeff Ronevich	Independent	FA	1994
Jeff Rollyson	Independent	FA	1994
Jim Putko	Chicago Cubs	23rd	1995
Mark Malaska	Tampa Bay Rays	8th	2000
Sean Wardle	Milwaukee Brewers	FA	2000
Sean Manfredonia	Cleveland Indians	FA	2002
Aaron Gangi	Tampa Bay Rays	14th	2003
Ross Liersemann	Florida Marlins	18th	2006
Billy McKinney	Independent	FA	2007
Doug McNulty	New York Mets	49th	2008
Chris Bassitt	Chicago White Sox	16th	2011
Drew Turocy	Boston Red Sox	24th	2011

Reliever Chris Bassitt (top) and centerfielder Drew Turocy were the latest Akron baseball alums to be selected in the MLB First-Year Player Draft. Bassitt was taken in the 16th round by the Chicago White Sox and Turocy was a 24th round selection of the Boston Red Sox in 2011.

YEAR-BY-YEAR STATISTICS

Offensive																	Pitching						
YEAR	G	W-L-T	AB	R	H	AVG	1B	2B	3B	HR	RBI	TB	BB	SO	SAC	SB	IP	H	R	ER	ERA	BB	SO
1954	12	9-3-0	364	71	94	.258	75	10	7	2	53	123	45	72	8	22	101.1	82	50	37	3.30	60	93
1955	14	8-6-0	475	70	119	.251	43	14	9	4	63	163	67	83	15	21	125.0	114	61	40	2.88	69	86
1956	12	10-2-0	377	112	136	.361	96	16	10	9	99	192	93	64	13	N/A	111.0	80	55	36	2.92	72	92
1957	11	8-3-0	361	71	94	.260	70	17	7	1	58	131	43	69	N/A	N/A	98.1	68	36	24	2.26	43	101
1958	16	12-4-0	601	168	195	.324	139	26	15	15	152	296	117	100	27	38	141.0	85	38	14	0.89	47	156
1959	13	8-3-0	429	65	107	.249	86	14	5	2	62	137	55	86	N/A	N/A	105.0	73	42	26	2.23	48	141
YEAR	G	W-L-T	AB	R	H	AVG	1B	2B	3B	HR	RBI	TB	BB	SO	SAC	SB	IP	H	R	ER	ERA	BB	SO
1960	14	6-8-0	435	39	81	.187	67	7	4	2	33	103	57	N/A	N/A	N/A	116.1	96	67	42	3.26	48	83
1961	16	3-13-0	503	56	110	.219	94	8	6	2	45	136	N/A	N/A	N/A	N/A	133.0	143	86	52	3.52	34	70
1962	19	10-8-1	608	79	144	.237	115	11	11	7	71	198	57	135	79	36	163.2	120	62	26	1.37	62	144
1963	21	14-7-0	650	118	191	.294	140	39	6	5	104	256	57	114	16	35	165.0	132	N/A	N/A	4.04	66	181
1964	13	10-3-0	436	78	113	.259	85	15	6	6	68	157	44	88	8	12	109.0	66	38	28	2.36	39	121
1965	22	14-8-0	619	66	131	.212	106	12	5	8	48	177	87	174	14	36	178.0	96	48	15	0.76	55	213
1966	16	4-12-0	524	46	96	.183	78	13	3	2	33	121	45	134	8	14	135.2	99	69	48	3.19	79	106
1967	19	3-16-0	579	78	124	.214	99	13	7	5	58	166	77	179	23	31	149.0	162	102	70	4.23	84	88
1968	20	4-15-1	600	57	130	.217	107	16	5	2	48	162	71	184	5	37	153.0	166	122	85	5.00	82	129
1969	19	7-12-0	558	78	139	.249	102	16	13	8	73	205	65	142	N/A	15	147.0	159	112	82	5.02	86	85
YEAR	G	W-L-T	AB	R	H	AVG	1B	2B	3B	HR	RBI	TB	BB	SO	SAC	SB	IP	H	R	ER	ERA	BB	SO
1970	26	15-10-1	739	101	191	.258	151	21	12	7	83	254	83	147	18	24	175.1	150	72	45	2.31	72	140
1971	30	9-21-0	835	95	175	.210	139	20	7	9	76	236	97	205	8	6	222.2	227	155	94	3.80	89	176
1972	29	16-13-0	817	144	222	.272	180	28	9	5	115	283	140	174	24	13	209.0	183	122	72	3.10	105	153
1973	33	7-26-0	776	98	156	.201	126	24	3	3	71	195	131	174	15	18	201.0	222	149	131	5.78	166	146
1974	34	14-20-0	901	157	218	.242	187	26	3	2	119	256	183	147	20	47	242.0	286	173	126	4.69	151	125
1975	34	17-17-0	926	179	253	.273	203	38	6	6	150	321	170	163	23	47	237.2	240	214	160	6.06	206	153
1976	38	16-22-0	945	135	215	.228	179	26	5	5	117	266	178	192	33	45	262.0	247	170	114	3.92	155	154
1977	40	18-22-0	1001	149	244	.244	189	40	8	7	111	321	166	183	39	71	268.2	278	201	146	4.89	188	183
1978	36	23-13-0	956	192	241	.252	187	37	11	6	150	318	202	164	27	81	258.2	256	146	96	3.34	143	202
1979	46	26-20-0	1257	273	353	.281	283	41	19	10	227	462	266	233	31	69	322.0	334	214	140	3.91	165	233
YEAR	G	W-L-T	AB	R	H	AVG	1B	2B	3B	HR	RBI	TB	BB	SO	SAC	SB	IP	H	R	ER	ERA	BB	SO
1980	49	26-22-1	1333	266	371	.278	290	53	9	19	226	499	257	205	39	64	336.2	387	263	190	5.08	217	234
1981	43	23-18-2	1194	258	341	.286	251	53	10	27	223	495	232	220	25	37	293.1	341	225	188	5.77	197	240
1982	60	41-17-2	1650	395	482	.292	343	79	16	44	352	725	344	288	33	94	413.2	437	284	203	4.42	273	292
1983	51	33-17-1	1349	304	397	.294	308	68	14	37	264	634	252	236	36	93	351.0	362	237	179	4.59	224	271
1984	48	30-18-0	1433	372	471	.329	310	100	13	48	331	741	230	270	23	58	337.2	377	278	228	6.08	238	298
1985	62	32-28-2	1762	406	521	.296	389	81	15	36	342	740	293	242	44	92	431.1	495	383	279	5.82	293	327
1986	60	35-24-1	1648	339	455	.276	344	77	19	15	287	615	292	243	49	119	426.1	427	264	214	4.52	253	352
1987	53	34-19-0	1546	380	488	.316	344	88	13	43	314	731	255	229	42	128	382.0	425	302	215	5.07	247	313
1988	59	28-31-0	1839	383	566	.308	409	103	19	35	338	812	274	357	38	62	445.0	489	386	292	5.92	323	319
1989	48	24-24-0	1416	252	392	.277	295	61	15	21	213	546	202	238	39	90	361.1	372	239	179	4.46	239	276
YEAR	G	W-L-T	AB	R	H	AVG	1B	2B	3B	HR	RBI	TB	BB	SO	SAC	SB	IP	H	R	ER	ERA	BB	SO
1990	54	25-29-0	1610	300	426	.265	315	79	14	18	257	587	298	295	34	95	417.1	412	324	240	5.18	301	315
1991	60	38-21-1	1873	392	539	.293	401	90	20	28	335	753	322	256	53	142	468.0	444	274	222	4.27	269	363
1992	60	42-18-0	1811	429	531	.293	413	101	17	51	369	819	304	249	49	122	470.1	491	299	243	4.65	261	334
1993	55	22-33-0	1571	224	384	.244	277	77	8	22	200	543	209	270	20	31	406.2	408	289	239	5.29	245	267
1994	54	29-25-0	1569	332	444	.283	310	92	13	29	289	649	263	280	47	46	395.1	406	296	219	4.99	218	229
1995	58	36-22-0	1730	378	522	.302	377	88	22	35	346	761	238	306	54	36	438.2	485	312	225	4.61	226	256
1996	60	37-23-0	1839	381	570	.310	426	46	10	38	330	800	214	263	53	55	452.0	539	328	289	5.75	260	310
1997	54	31-23-0	1676	352	502	.300	345	108	17	32	301	743	230	253	44	33	413.0	469	269	208	4.53	223	283
1998	51	20-31-0	1504	262	415	.276	310	72	6	27	226	580	183	277	44	50	373.1	462	329	268	6.46	265	278
1999	56	20-36-0	1709	339	483	.283	324	102	12	45	281	744	201	332	42	42	419.1	519	416	313	6.72	298	350
YEAR	G	W-L-T	AB	R	H	AVG	1B	2B	3B	HR	RBI	TB	BB	SO	SAC	SB	IP	H	R	ER	ERA	BB	SO
2000	56	26-30-0	1688	304	460	.273	314	95	14	37	264	694	200	315	42	44	427.2	551	380	307	6.46	273	353
2001	50	16-34-0	1725	355	518	.300	366	88	13	51	314	785	204	394	33	54	414.2	564	473	389	8.44	272	307
2002	51	18-33-0	1661	284	457	.275	322	97	7	31	259	661	203	366	36	36	403.1	553	423	366	8.17	224	320
2003	52	22-30-0	1607	249	441	.274	329	92	9	11	220	584	208	281	65	40	413.1	465	281	234	5.10	178	287
2004	53	26-27-0	1686	267	423	.251	307	89	10	17	230	583	208	336	41	50	441.1	525	306	258	5.26	179	361
2005	54	25-29-0	1914	331	535	.280	396	94	11	34	2999												



ALL-TIME SERIES RECORDS

AKRON BASEBALL

STAFF

STUDENT-ATHLETES

2011 REVIEW

RECORDS

OPPONENT	REC.	FIRST	LAST
Actual Business	1-0	1901	1901
Akron City	4-5	1873	1897
Air Force	1-0	2007	2007
Allegheny	8-5	1894	1986
Alumni	2-0	1904	1905
Anderson	1-0	1981	1981
Appalachian State		First Meeting	
Arkansas State	1-1	2006	2006
Army	1-0	2011	2011
Ashland	47-36	1922	1997
Austin Peay	0-4	2004	2005
Baldwin-Wallace	33-21-2	1895	1992
Ball State	15-22	1993	2007
Bellarmine	0-1-1	1979	1980
Bethune-Cookman	2-1	1996	2000
Bluffton	1-0	1980	1980
Bowling Green	24-39	1983	2011
Bradley	0-2	1991	2011
Bridgewater	2-3	1949	1952
Brown	1-0	1980	1980
Buckeyes	0-1	1884	1884
Bucknell	1-0	2008	2008
Buffalo	20-14	2001	2011
Butler	1-2	1997	2011
California State	3-1	1971	1972
Campbell	2-1	1996	2001
Canisius	23-7	1987	2002
Canton	2-3	1894	1895
Capital	2-0	1978	1978
Carnegie Tech	0-2	1913	1913
Case	7-10	1892	1921
Case Western	7-1	1975	1980
C. Connecticut St.	1-0	1989	1989
Central Florida	1-1	1996	1996
Central Michigan	12-46	1968	2011
Central State	16-7	1956	1986
Chicago State	3-4	1987	2011
Chinese U. Honolulu	0-1	1913	1913
Cincinnati	5-8	1988	2006
Clarion State	2-0	1979	1979
Cleveland	0-2	1893	1894
Cleveland A.C.	0-1	1895	1895
Cleveland State	73-62-1	1966	2010
Colby	0-1	1979	1979
Cornell	2-0	1995	1995
Cuyahoga Falls	1-1	1973	1880
Dartmouth	2-1	2008	2011
Dayton	22-8	1970	2005
Denison	29-13	1890	1988
Detroit	1-0	1999	1999
Duquesne	23-16	1994	2010
Earlham	2-0	1982	1982
Eastern Illinois	5-3	1990	2010
Eastern Kentucky	16-28-1	1981	2008
Eastern Michigan	16-28	1989	2011
Edinboro State	2-2	1971	1978
Edward Waters	4-1	1978	1979
Elon		First Meeting	
Embry-Riddle	2-0	1979	1979
Fairfield		First Meeting	
Fenn	13-5	1949	1965
Findlay	2-1	1965	1966
Flagler	1-0	1984	1984
Florida	0-2	1996	1997
Florida State	0-4	1999	2001
Fordham	2-2	1998	1999
Fort Bragg	3-2	1963	1963
Gannon	2-0	1977	1977
Gardner-Webb	0-1	2005	2005
Geneva	2-0	1983	1985
George Mason	2-1	2004	2004
Georgetown	1-0	2007	2007
Goodyear	0-2	1920	1924
Hartford	1-0	2010	2010
Harvard	1-0	1996	1996
Heidelberg	15-7-1	1911	1986
High School	1-0	1899	1899
Hiram	31-30	1892	1972
Howard	1-0	1958	1958
Illinois	1-7	1999	2010
Illinois-Chicago	14-10	1985	1999
Illinois State	1-1	1997	2008
Illinois Tech	2-1	1986	1988

OPPONENT	REC.	FIRST	LAST
Indiana	1-5	2003	2011
Iowa		First Meeting	
IPFW	1-0	2007	2007
Jacksonville	9-34	1973	2009
John Carroll	30-6	1973	1991
Kent State	53-98-1	1931	2011
Kent Normal	4-1	1916	1923
Kentucky	0-1	1971	1971
Kenyon	19-14-1	1873	1970
Lafayette	0-1	1992	1992
Lake Erie College	1-0	2010	2010
Lamar	2-2	2008	2011
Lehigh	1-1	1998	2009
Long Island	0-1	1998	1998
Louisville	0-2	2002	2002
Malone	21-13-1	1963	2010
Marian	1-0	1978	1978
Marietta	1-2	1968	1970
Marshall	13-25	1917	2008
Maryland	1-0	1988	1988
Mary.-Eastern Shore	3-0	1995	1999
Massachusetts	1-0	1993	1993
Memphis	0-4	2006	2006
Mercer	2-1	1991	1994
Mercyhurst	2-1	1977	1978
Miami (Ohio)	24-44	1988	2011
Middle Tennessee	0-2	1987	1987
Michigan	0-1	2009	2009
Michigan State	0-1	2011	2011
Milligan	2-0	1984	1984
Minnesota	1-2	2010	2010
Mississippi State	0-2	2011	2011
Missouri	1-1	2005	2007
Mogadore	0-1	1897	1897
Morehead State	22-24-1	1971	2006
Mount Mercy	2-0	1987	1987
Mount Union	24-30	1879	1996
Mount Vernon	3-0	1986	1987
Murray State	9-10	1980	2006
Muskingum	17-11	1913	1988
New Mexico State	1-3	2010	2010
New York Tech	1-0	2008	2008
Niagara	18-3	1979	2004
North Carolina State	0-1	2009	2009
North Dakota State	2-0	2010	2011
North Florida	2-3	1988	1996
North Kentucky	0-1	1979	1979
Northeastern Illinois	2-2	1988	1997
Northern Illinois	11-13	1992	2009
Northern Iowa	1-0	2007	2007
Notre Dame	0-1	2000	2000
Oakland	4-2	1972	1977
Oberlin	20-18-2	1893	1970
Ohio Dominican	3-0	1981	1982
Ohio Northern	2-3	1917	1973
Ohio	35-48	1917	2011
Ohio State	11-22	1890	2011
Ohio Wesleyan	9-11	1953	1983
Old Dominion	0-1	2009	2009
Old Leaguers	0-1	1895	1895
Orioles	1-0	1897	1897
Otterbein	9-8	1955	2001
Penn	1-0	1996	1996
Penn State	1-1	2008	2009
Pittsburgh	23-22	1980	2011
Pitts. Johnstown	2-0	1984	1984
Point Park	0-4	1987	1990
Portland State	2-0	1994	1994
Princeton	1-2	1994	1994
Purdue	1-0	1997	1997
Quantico Marines	0-2	1949	1950
Radford	1-2	1995	1995
Reserve	9-15	1873	1921
Rider	2-0	1992	1995
Rio Grande	3-2	1974	1985
Robert Morris	2-2	1980	1980
Rubber Works	0-1	1892	1892
Saint Bonaventure	9-4	1988	2009
Saint Ignatius	1-1	1910	1910
Saint Joseph's	0-1	1998	1998
Saint Leo	0-1	1990	1990
Saint Marys (Minn.)	1-0	1965	1965
Seton Hall		First Meeting	

OPPONENT	REC.	FIRST	LAST
Siena	1-1	1995	1997
Slippery Rock	13-9	1974	1989
South Alabama	0-4	2000	2001
Southern California	0-1	1996	1996
Southern Illinois	1-0	1988	1988
SIU-Edwardsville	1-0	1987	1987
SW Missouri State	0-1	1990	1990
Stetson	1-6	1992	1999
Steubenville	1-0	1988	1988
Stony Brook	3-2	2001	2010
Tallmadge	0-1	1880	1880
Tennessee	0-2	2006	2006
Texas State	0-3	2011	2011
Tennessee Tech	0-4	2002	2005
Texas Tech	0-1	1996	1996
Tiffin	4-0	1986	1987
Toledo	19-28	1971	2011
Trevecca Nazarene	0-1	1985	1985
Troy State	0-1	1996	1996
Tulane	0-2	1994	1994
UNC Asheville	2-4	2002	2008
UNC Wilmington	2-0	2010	2010
Urbana	5-0	1985	1987
Valparaiso	10-4	1990	2007
Vermont	2-1	1991	2007
Villanova	0-1	2009	2009
Virginia	0-3	1950	1952
Vir. Military Institute	3-0	1997	1997
Wadsworth	3-0	1879	1893
Wake Forest	0-2	2009	2009
Walsh	5-1	1978	1982
Waseda U. of Japan	0-1	1916	1916
Wayne State	8-12	1949	1980
Werners	5-1	1890	1897
West Liberty State	0-2	1968	1968
West Virginia	11-17	1982	2011
West Virginia Tech	2-0	1951	1952
W. Virginia Wesleyan	2-0	1990	2000
Westchester	1-1	1989	1994
Western Carolina	0-1	2011	2011
Western Connecticut	1-0	1983	1983
Western Illinois	5-1	1991	1992
Western Kentucky	2-7	1981	2006
Western Michigan	15-24	1993	2011
Western Reserve	4-9	1922	1957
William and Mary	0-1	1999	1999
Wilmington	5-3	1982	1986
Winthrop	2-3	1999	2005
Wisc.-Milwaukee	2-3	2000	2009
Wittenberg	11-9	1966	1987
Wooster	37-52	1873	2001
Wright State	10-25	1975	2005
Xavier	11-9	1988	2011
Yale	1-0	2010	2010
Young Akrons	0-1	1882	1882
Youngstown State	92-61	1947	2011

2011 opponents in bold.

OHIO ATHLETIC CONFERENCE

ALL-CONFERENCE SELECTIONS

Jim Barton (P)	First Team	1964
Rich Handy (2B)	First Team	1964
Ron Amedeo (3B)	Second Team	1964
Ken Mackovic (OF)	Second Team	1964
Ray Glinsky (P)	First Team	1965
Jim Barton (P)	Second Team	1965

OHIO VALLEY CONFERENCE

ALL-CONFERENCE SELECTIONS

Bill Swertfager (2B)	First Team	1981, '83
Mike Birkbeck (P)	First Team	1982, '83
Scott Pollock (C)	First Team	1982
Dave Fleischer (1B)	First Team	1983, '84, '85
Dick Duncan (C-3B)	First Team	1984
Dave Wrigley (OF)	First Team	1984, '85
Joel Hawthorne (2B)	First Team	1986
Sean Carmichael (OF)	First Team	1986
John Massarelli (C)	First Team	1987
Steve Sada (OF)	First Team	1987
Tim Dobos (P)	First Team	1987

OVC PLAYER OF THE YEAR

Mike Birkbeck (P) (North Co-Player)	1982
Mike Birkbeck (P) (Baseball America)	1983

ALL-SOUTH REGION

Mike Birkbeck (P)	First Team	1982
Joel Hawthorne (2B)	Second Team	1987

ALL-EAST REGION

Mike Birkbeck (P)	First Team	1983
-------------------	------------	------

ALL-AMERICAN

Mike Birkbeck (P)	Third Team	1982
-------------------	------------	------

MID-CONTINENT CONFERENCE

ALL-CONFERENCE SELECTIONS

Andy Finley (P)	Second Team	1990
Jeff Rollyson (DH)	Second Team	1990
Tim Berenyi (P)	First Team	1991
Jeff Fisher (2B)	First Team	1991
Mike Kimler (DH)	First Team	1991
Adam Kocik (P)	First Team	1991
Jeff Rollyson (LF)	First Team	1991
Mike McGuire (SS)	Second Team	1991
Rob Sakey (P)	Second Team	1991
Mike Kimler (C)	First Team	1992
Jeff Rollyson (OF)	First Team	1992
Mike Taylor (1B)	First Team	1992

ALL-TOURNAMENT TEAM

Jeff Rollyson	Designated Hitter	1990
Mike Kimler	Designated Hitter	1991
Adam Kocik	Pitcher	1991
Steve Hall	Pitcher	1991
Mike Taylor	First Base	1992
Jeff Ronevich	Outfield	1992
Dave Hudson	Outfield	1992
Mike Kimler	Catcher	1992

PLAYER OF THE YEAR

Jeff Fisher	1991
-------------	------

PITCHER OF THE YEAR

Adam Kocik	1991
------------	------

COACH OF THE YEAR

Dave Fross	1991
------------	------

MID-AMERICAN CONFERENCE

ALL-CONFERENCE SELECTIONS

Mike Taylor (1B)	Second Team	1993
Randy Ecrement (P)	First Team	1994
Rob Susey (2B)	Second Team	1995
Joe Header (P)	Second Team	1995
Todd Maynard (P)	First Team	1996
Brian Petrucci (RF)	First Team	1996, '97
Jay Bartos (3B)	Second Team	1996
John Wilkinson (P)	Second Team	1999, '00
Mark Malaska (RF/P)	First Team	2000
Frank Mendoza	First Team	2003
Darek Stanfield	First Team	2004
Doug Kruthaupt	First Team	2005
Darek Stanfield	Second Team	2005
Kurt Davidson	Second Team	2006
Ross Liersemann	Second Team	2006
Kurt Davidson	First Team	2007
Doug McNulty	Second Team	2007
Kurt Davidson	First Team	2008
John Turk	Second Team	2010
Drew Turcocy	First Team	2011
Chris Bassitt	Second Team	2011

FRESHMAN OF THE YEAR

Joe Header (P)	1995
----------------	------

ALL-TOURNAMENT TEAM

E.J. Heckert	Infielder	1995
Dave Yoder	OF/Pitcher (MVP)	1996
Todd Maynard	Pitcher	1996
Brian Petrucci	Right Field	1996
Jay Bartos	Third Base	1996
Mike Doerbecker	Designated Hitter	1996

ALL-ACADEMIC FIRST TEAM

Pat Sedmock	Infield	1993
Jason Goth	Pitcher	1993
Jeff Fisher	Infield	1994
Ben Singer	Pitcher	1997
Joe Pukansky	Infield	1997, '98
Brady Steineck	Left Field	2003*
Craig Welch	Infield	2003*
Darek Stanfield	Pitcher	2004*, '05*
Kevin Haas	Infield	2008*, '09*, '10*
Phil Bednar	Infield	2009*
Benjamin Danziger	Pitcher	2009*
John Turk	Catcher	2010*
Sam Watkins	Infield	2011*

* - only one team announced by league

ALL-MIDEAST REGION

Todd Maynard (P)	First Team	1996
Brian Petrucci (RF)	First Team	1997
Kurt Davidson (C/1B)	Second Team	2007



TEAM AWARDS

JOE THOMAS AWARD (Highest Batting Avg.)

Bob Davies	.308	1965
Tim Brewer	.271	1966
Lou Seiler	.304	1967
Carl Rakich	.300	1968
John Hoover	.333	1970
John Hoover	.303	1970
Jim Moryan	.303	1971
Jim Moryan	.433	1972
Jim Moryan	.264	1973
Brian Horning	.364	1974
John Barnett	.407	1975
Jeff Joseph	.312	1976
Jack Jones	.311	1977
Jack Jones	.329	1978
Dan Kormushoff	.422	1979
Cary Wilgren	.344	1980
Mike Birkbeck	.367	1981
Dave Wrigley	.360	1982
Mike Birkbeck	.406	1983
Dave Wrigley	.414	1984
Dave Fleischer	.364	1985
Dave Fleischer	.371	1986
John Massarelli	.419	1987
Steve Sada	.416	1988
John Beckwith	.417	1989
Dave Manderine	.364	1990
Jeff Fisher	.369	1991
Mike Taylor	.363	1992
Mike Taylor	.346	1993
Jay Bartos	.350	1994
Dave Yoder	.358	1995
Brian Petrucci	.395	1996
Brian Petrucci	.420	1997
Joe Pukansky	.350	1998
Jayson Hill	.365	1999
Brian Roberts	.333	2000
Ty Moorhead	.363	2001
Dan Swallie	.328	2002
Israel Victor	.337	2003
Andy Capraruolo	.299	2004
Doug Kruthaupt	.354	2005
Kurt Davidson	.338	2006
Doug McNulty	.356	2007
Kevin Haas	.347	2008
Jake Plata	.357	2009
Drew Turocy	.355	2010
Drew Turocy	.347	2011

MOST VALUABLE PLAYER

Ray Glinsky	1965
Jim Olson	1966
Carl Rakich	1967
Carl Rakich	1968
John Hoover	1969
Dan Costill	1970
Bruce Claffin	1971
Jim Barlow	1972
Jim Moryan	1973
Rick Franks	1974
John Barnett	1975
Mike Lelakus	1976
Jack Jones, Jeff Joseph, Joe Rafalowski	1977
Dick Brown	1978
Dick Brown	1979
Keith Dambrot	1980
Bill Swertfager	1981
Mike Birkbeck	1982
Mike Birkbeck, Bill Swertfager	1983
Dick Duncan	1984
Tom Spitale	1985
Dave Fleischer	1986
Steve Sada, John Massarelli	1987
Steve Sada, John Beckwith	1988
Sean Carmichael, John Beckwith	1989
Mike McGuire	1990
Jeff Fisher	1991

Mike Taylor	1992
Mike Taylor	1993
Jeff Fisher	1994
Rob Susey	1995
Brian Petrucci	1996
Brian Petrucci	1997
Joe Pukansky	1998
Jayson Hill, Mike Doerbecker	1999
Mark Malaska	2000
Ty Moorhead	2001
Dan Swallie	2002
Israel Victor	2003
Doug Kruthaupt	2004
Doug Kruthaupt	2005
Kurt Davidson	2006
Kurt Davidson	2007
Kurt Davidson, Doug McNulty	2008
Kevin Haas, Matt Roberts	2009
Jake Plata, Drew Turocy	2010
Drew Turocy	2011

PITCHER OF THE YEAR

Jim Claffin	1974
Doug Crist	1975
Mike Lelakus	1976
Steve Sabatina	1977
Drew Patton	1978
Tim Jack	1979
Jeff Partin	1980
Mike Birkbeck	1981
Mike Birkbeck	1982
Ty Gowins	1983
Pat Gliha	1984
Pat Gliha	1985
Dave Cappuzzello, Tim Dobos	1986
Mark Draa	1987
Tim Dobos	1988
Mike Brincko	1989
Andy Finley	1990
Tim Berenyi, Mike Brincko, Adam Kocik	1991
Aaron DeAnna, Randy Ecrement	1992
Aaron DeAnna	1993
Randy Ecrement	1994
Joe Header	1995
Todd Maynard	1996
Ben Singer	1997
Tim Taylor, John Wilkinson	1998
John Wilkinson	1999
John Wilkinson, Sean Wardle	2000
Ben McCauley	2001
Ben McCauley	2002
Frank Mendoza	2003
Billy McKinney, Darek Stanfield	2004
Ross Liersemann	2005
Ross Liersemann	2006
Frank Turocy	2007
Frank Turocy	2008
Ryne Romick	2009
Andrew Brown	2010
Andrew Brown/Chris Bassitt	2011

BEST DEFENSIVE PLAYER

Brian Becker	1985
Steve Sada	1986
Steve Sada	1987
Bill Hagey	1988
Sean Carmichael	1989
George Kaschak	1990
Ed Hetmanski, Mike Taylor	1991
Mike Taylor	1992
Matt Finley	1993
Pat Sedmock	1994
Marc Thomas	1995
Rob Susey	1995
Marc Thomas	1996
Marc Thomas	1997
Joe Pukansky	1998

Mark Carosello	1999
Ty Moorhead	2000
Jim Gemler	2001
Ryan Brickwood	2002
Ryan Brickwood	2003
Andy Capraruolo	2004
Andy Capraruolo	2005
Brian Kimutis	2006
Vince Chiera	2007
Kevin Haas	2008
Kevin Haas	2009
Kevin Haas	2010
James Sheltrown	2011

AKRON BASEBALL

STAFF

STUDENT-ATHLETES

2011 REVIEW

RECORDS

A	
Mike Abdalla	1999
John Adams	1995-96
Tom Adolph	1960-63
Ivory Alexander	2009-11
Fred Alvarez	1954
Ron Amedeo	1963-64
Mark Anderson	1976-77
Kevin Angotti	1975-76
Steve Archual	1982
Ed Ardelian	1960-62
Rob Arnold	1995-97
Ken Ash	1969-71
Reggie Auzenne	1978-80
Bud Axline	1959-62

B	
Jim Bagent	1976
Tim Baird	1986-87
Jon Baker	1969
Fred Baldwin	1978-79
Jim Barlow	1971-72
John Barnett	1975-77
Jim Barton	1963-65
Jay Bartos	1993-96
Pete Barzo	1960
Chris Bassitt	2009, 2011
Marvin Beal	1966-68
Larry Beam	1960-61
Mark Becherer	1981
Brian Beck	1990
Brian Becker	1985-88
John Beckwith	1988-89
Chuck Bedford	1973
Phil Bednar	2007-09
Dave Beem	1961
Tyler Begun	2011
Jeff Beitzel	1976-79
Michael Bell	1999-00
Joe Benbow	1971
Jim Benedict	1993, 1995-96
Jim Berens	1963
Tim Berenyi	1989-91
Tony Berry	1958
Dave Beyers	1956
Mike Birkbeck	1980-83
Bobbly Blake	1955
Dan Blubaugh	1987-89
Ken Blumstein	1972
Dave Boggs	1961
Don Bolender	1982
Clyde Bolinger	1952-54
Bill Bondurant	1975-76
Jim Bonnette	2002-05
Chuck Borner	1959-62
Ron Boruszkowski	1964
Hal Boughton	1955-57
Steve Bowers	1999-01
Jim Breit	1972-73
Tim Brewer	1966-68
Ryan Brickwood	2002-03
Dave Briggs	1992
Kevin Briggs	1998
Mike Brincko	1989-91
Gerry Brockman	1995
Andrew Brown	2009-11
Charlie Brown	1976
Dick Brown	1975-78
Jim Bruni	1988-90
Rick Bruno	1982
Randy Budd	1979-81
Dan Burant	2009, 2011
Mike Burk	1983-85
Bill Butcher	1958-60
John Butcher	1961-62
Tom Butcher	1957
Tom Byers	1961-64

C	
Mike Cain	1969
Gino Calcei	1957-60
Mark Canfora	1981

Bob Cannon	1955
Dave Cappuzzello	1985-88
Andy Capraruolo	2004-05
Tim Cargill	1985
Sean Carmichael	1986-89
Mark Carosello	1996-99
Bill Cash	1973-74
Mike Cefalde	1995
Vince Chiera	2005-08
Bryan Celik	2001-04
Mike Cernansky	1971-73
B.J. Christman	1997-98
Ron Chumbley	1956
John Cistone	1952-55
Bruce Claflin	1968-71
Jim Claflin	1975
Andy Clayton	1970-71
Frank Cocquyt	1967
Don Coleman	1981-84
Chuck Consolo	1984
Scott Cooper	1994-97
Eric Cornell	1997-98
Matt Corpora	2011
Jason Corzine	2009-11
Bob Cosgrove	1978-79, 1981
Dan Costill	1967-70
Lew Cottrill	1965-66
Matt Coughlin	1985-87
Joe Coxon	1996-98
Russ Cozart	1981-84
Joe Cravens	1994-97
Tony Crew	1987-88
Doug Crist	1972-75
Don Croskey	1973-74
Bill Cunningham	1954-57

D	
Elmo Dalton	1959-60
Keith Dambrot	1980-81
Benjamin Danziger	2008-11
Kurt Davidson	2005-08
Bob Davies	1962,-65
Corky Davis	1978
Aaron DeAnna	1991-95
Mark Dembrow	1978
Tim Demich	1980-81
Matt Dennison	1993
George Deo	1961
Joe Derrick	1988-89
Rudy DiDonato	1955
Jack DiLauro	1962
Jim DiLauro	1955-58
Joe DiRoberto	1979-81
Tim Dobos	1985-88
Mike Doerbecker	1996-99
Don Doerfler	1978
Gary Domanik	1976
Dan Dorak	1998
Don Dorbrindt	1983-86
John Dougherty	1956, 1958
Mark Draa	1983-84, 1986-87
Bob Dubovec	2004-05
Dick Duncan	1981-84
Dean Dutton	1956
Jeff Dyrland	1999-00

E	
Bob Easterling	1957
Randy Ecrement	1991-94
Jim Eddy	1956
Nelson Eddy	1960
Roger Edwards	1954-55
Steve Emerick	1985-87
Dave Emhreim	1982-83
Bill Enders	1961-64
Ken Enlow	1977
Fred Erbe	1978-79

F	
Tom Farmer	2005-09
Danny Fawcett	2009-11
Bill Fender	1978-80

Al Fenstomocher	1960
Jim Fenton	1952-54
Pat Fenton	1954-56
Samuel Filer	1948-50
Andy Finley	1989-91
Matt Finley	1993-94
Tony Firmstone	1985-88
Jeff Fisher	1990-92, 1994
Jason Fizet	1995
Dave Fleischer	1983-86
Fred Fler	1975
John Floasin	1965-66
Jim Floto	1954-56
George Flynn	1972
Jeff Fondriest	1981-84
Ron Ford	1978
Scott Foster	2009-11
Greg Fowler	1980
Jim France	1968
Ed Franks	1971-73
Ron Fraser	1979
Ryan Frazee	2006-09
George Furner	1989

G	
Kurt Gamby	2011
Aaron Gangi	2001-03
Tim Garrett	1967
Tim Garriss	1986
Chris Gaskins	1990
Marcus Geiselman	2003-06
Jim Gemler	2000-02
Rich Gill	1968
Patrick Gliha	2004-07
Pat Gliha	1983-85
Ray Glinsky	1962-65
Bill Goddard	1978-80
Fred Golding	1957
Jeremy Goldizen	2005-07
Dennis Goldsmith	1969-72
Tom Goodall	1967-68
Bill Goddard	1978-80
Jason Goth	1990-93
Ty Gowins	1981-84
Willey Graf	1978
Rashard Graves	2006
Dave Grimes	1970
Greg Gromek	2000
Tony Gunder	1971
Scott Gunn	2005,-07
Paul Guric	1960-61

H	
John Haas	1966-67
Kevin Haas	2007-10
Steve Haban	1958-59
Chris Haber	1994
Bil Hagey	1988,-90
Grover Hall	1973-74
Marty Hall	1982
Steve Hall	1988, 1990-92
Kyle Hallett	2007-10
Matt Halligan	2002,'03
Richard Handy	1964
Brad Harman	1987
Jeff Harrison	1997-00
Bobby Harsh	1982
Jeff Hart	1988-90
Steve Hatch	1971-72
Joel Hawthorne	1984-87
Joe Header	1995-98
Anthony Heckert	1997
E.J. Heckert	1993-95
Carl Heintz	1955-56
Don Henry	1960
Tim Henry	1975
Louis Hentsch	1979-80
Ed Hermanski	1988-91
Glenn Hilbish	1954
Greg Hill	1972-73
Jayson Hill	1996-99
Shaun Hinssen	2002-05

Mike Hinton	1987-88
Buddy Hoebner	1986-87
Jerry Hoover	1974-76
John Hoover	1967-70
Brian Horning	1973-75
Russ Howard	1966-70
Bill Hudkins	1986
Dave Hudson	1989-92
Frank Huff	1960
Robert Huffman	2009
Denny Hutchinson	1979

I	
Jeff Inman	1970

J	
Tim Jack	1978-81
John Jasin	1971-73
Dave Jaslin	1976
Jack Jones	1975-79
Jason Jones	1999
Gary Joseph	1977-78
Jeff Joseph	1975-77

K	
Gene Kallmeyer	1978-79
George Kaschak	1986-90
Rich Keagy	1988
Howard Kelly	1953-54
John Kelly	1975
Mike Kimler	1991-92
Jeff Kimmel	1989-90
Brian Kimutis	2003-06
Matt King	1994
Reggie Kline	1986
Jason Klingner	1999
Garrett Knoll	2005-06, 2008
Adam Kocik	1990-91
Brian Kordal	2007-09
Dan Kormushoff	1977-80
Dick Kostko	1967
John Kostko	1961-62
Tom Kregel	1952-54
Doug Kruthaupt	2003-05
Andy Kubik	1989
Greg Kulick	2002
Vic Kuchmaner	1983-84
Kevin Kumazec	2007-11
Brian Kuner, Mgr.	1988

L	
Gary Lane	1999
Mike Langguth	2001
Gary LeBarre	1976
Mike LeBarre	1975-76
Rob Lee	1985
Keith Lees	1982
Jim Lenehan	1968-71
Mike Lelakus	1975-76
Charlie Lenhard	2004-07
Joe Lenk	1952-55
Jeff Levy	1995
Brendan Liberti	2011
Ross Liersemann	2003-06
Chase Liggett	2006
Tom Lindhe	2000-03
Brad Lingenhoel	1986
Jim Liptacik	1970-71
Andy Liptak	1957-58
Mark Little	1973-75
Lynn Livelsberger	1965
Alex Loftin	2009-11
Don Lombardi	1957-60
John Lotto	1969
Kevin Lowery	1999-2000
Jeff Luca	1985-87
Justin Lucas	2000-03
Ryan Lucas	2001
Rob Lynn	1991-93

M	
Ken Mackovic	1964



ALL-TIME LETTERWINNERS

AKRON BASEBALL

STAFF

STUDENT-ATHLETES

2011 REVIEW

RECORDS

Tony Maccani	2004
Chris Maczko	2000-02
Craig Maefs, Mgr.	1972-73
Skip Maffei, Mgr.	1967-70
Jeff Magada	1984-86
Terry Mahl	2000-01
Mark Malaska	1998-00
Jose Malpica	1998
Mike Malyuk	1965-66, 1968
Dave Manderine	1989-92
Sean Manfredonia	1999-01
Mike Marinics	1954
Charlie Marquess	1965-68
Keene Marstrell	2008
Rick Martorano	1975
John Massarelli	1985-87
Armand Mastantuono	1993-94

Todd Maynard	1994-97
Bob McCarthy	1985-86
Ben McCauley	1999-02
Craig McClelland	1981-83
Kevin McCollum	1978
Al McConihe	1989-92
Bill McGee	1964
Mike McGuire	1990-91
Billy McKinney	2003-05, 2007
Zack McKinney	2002
Dave McKoski	1955-56
Doug McNulty	2005-08
Myle McVeigh	2011
Brian Meholic	1998-00
Frank Mendoza	2002-03
Glenn Mertes	1994-95
Ken Meyer	1968
Wade Meyer	1967-69
Todd Mezlak	1997-98
Vince Miksa	2000
Tom Miller	1970-71
Gene Moirano	1954
Bryan Moledor	1994-95, 1997
Ryan Moledor	1996-99
Dave Montanino	1973-75
Ty Moorhead	2000-01
Jay Morgan	1962-64
Jim Morrison	1964-65
Jim Moryan	1970-73
Shawn Mulligan	1979
Don Murray	1978-79
Bryan Murvine	1994

N	
Mark Nash	1996-98
Russ Nelson	1959-62
Joe Nemeth	1957
Carl Neroni	1973-76
Larry Norton	1971-72

O	
Don Oldham	1958
Jim Olson	1965-68
Larry Ondecker	1955-58
John Opron	1988
Drew Orlando	1976
Joe Oster	1982
Barry Oswald	1981
C. Otis	1959

P	
Charles Paperone	1968-69
Joe Paris	1990-92
Phil Parisi	1968-71
Jim Park	1982
Kevin Parsons	1971-73
Jeff Partin	1980-81
Jared Patterson	2005-08
Drew Patton	1976-79
Lou Pederi	2001-02
Joe Peel	1956
Lawrence Penn	2008-11
Jim Peroli	1967-70
Jeff Peterson	1980-81
Bob Petrovich	1957-58

Brian Petrucci	1994-97
Terry Pettorini	2004
George Phillips	1988-89
Rick Phillips	1981
Rudy Piekarski	1960
Jake Plata	2007-09
John Ploenes	1976
James Podgorney	2008-09
Scott Pollock	1979-82
Jack Powers	1968 1970-71
Ashley Price	1995
Ray Protich	1954
Sue Puglia, Jr.	1992
Joe Pukansky	1996-98
Jon Pusateri	2011
Jim Putko	1995

R	
Joe Rafalowski	1975-77
Carl Rakich	1966-69
Tom Ramer	1979-81
Bob Raynow	1954
Chuck Redleski	1976-77
Mike Reese	1975
Jim Reis	1970-71
Joe Reitmeier	1986
Kevin Ricciuti	2004
Dennis Richwine	1975
Aaron Ridgley	2000
Rick Rist	1970-71
Brian Roberts	1997-00
Matt Roberts	2006-09
Kevin Robinson	1988-89
Bob Roeger	1962
Dave Roller	1961-66
Jeff Rollyson	1989-92
Ryne Romick	2006-09
Jeff Ronevich	1991-94
Andy Roseberry	1994-96
Steve Rosiek	1989
Bob Roth	1995-97
John Rudy	1964
P.J. Ruiter	1990
Ron Rust	1986
Glen Ryan	1993-94

S	
Steve Sabatina	1975-77
Steve Sada	1985-88
Rob Sakey	1990-93
Tony Samad	2001-02 2004-05
Don Sampsen	1978
Dave Saunders, Tr.	1987
Brett Savage	2006-09
Ted Sawyer	1969
Mike Saylor	1976-77
Nate Saylor	1999-00
Scott Saylor	2011
Howard Schaitberger	1963
Jon Schuck	1995
Larry Schwalbach	1966
Bernie Schwartz	1959-62
Pat Sedmock	1992-94
Lou Seiler	1964-67
Mike Selway	1988-89
Mike Serdinak	1990-92
Bruce Serfass	1972-73
Steve Shade	1982
Mark Shafer	1988-89
Rich Shaffer	1968
Asif Shah	2004
Jack Shanks	1963
Mike Shardy	1977
Brian Sharp	1990-92
John Shea	1967
James Sheltroun	2010-11
Ben Shepherd	2001
Frank Sherman	1955, 1957-58
Jeff Shirley	1992 1994 1996
Joe Shuman	1961-64
Mark Sidari	1975
Paul Simmer	1989-92

Bobby Simone	2008-11
Bob Simpson	1972-74
Ben Singer	1994-97
Jerry Sipka	1961-64
Tom Sirna	1971-74
Dave Smith	1982 1985-86
Joe Smith	1998
George Snider	1973-74
Brian Snoddy	1992
Rick Snyder	1986-87
Nick Solitario	2007-10
Dick Sooy	1967
George Sosebee	1955
Al Spencer	1955
Tom Spitalo	1982-85
Darek Stanfield	2002-05
Chuck Steidl	1965
Brady Steineck	2001-04
Wayne Stephany	1966-67, 1969
Bruce Stevens	1983
Chris Stevers	1992-95
Brady Stewart	2011
Dan Stiffler	1976
Steve Stocker	1969-71
Jay Stoner	1991-92
Mike Stoops	1993-95
Bill Sturm	1955-57
Rob Susey	1992-95
Dan Swallie	2000-03
Mike Swearingen	2000
Nick Sweetnich	2003
Jeff Sweitzer	1991
Bill Swertfager	1980-83
Bob Swertfager, Tr.	1985
Ron Swertfager	1984-87

T	
Mike Taylor	1989, 1991-93
Tim Taylor	1996-99
Marc Thomas	1993, 1995-97
Steve Thompson	1977
Jack Tidyman	1958-59
Mike Tilkey	1981-84
Andy Trbovich	1997, 1999
Sam Trecaso	2010-11
Tony Trunzo	1976-77
Mike Tuel	1984-87
John Turk	2007-10
Drew Turocy	2008, 2010-11
Frank Turocy	2006-09
Jared Turocy	2010-11
Mike Twiddy	1972
Don Tyler	1962

U	
Joe Underation	1988-89

V	
Shane Valigora	1998
Ron Vargo	1955
Aaron Vaughn	1996-97
Israel Victor	2003
Glenn Vietmeier	1990
Alex Villanviva, Tr.	1987-88

W	
Darius Washington	2011
Bill Washnock	1956, 1959
Sean Wardle	1999-00
Bob Waters	1966-68
Sam Watkins	2010-11
Pat Watt	2002, 2004, 2006
George Weigand	1970-72
Dan Weitz	1981
Craig Welch	2001-04
Dave Wells	1978-79
Tom Welsh	1969-71
Bob Westbeld	1967-69
Brandon White	2008-11
Bryan White	2011
Clarke White	2000-01
Scott Wightman	1986

John Wilkinson	1996, 1998-00
Cary Willgren	1977-80
J. Williams	1959
M. Williams	1971
Stephen Williams, Jr	2003-06
Richard Williams	1960, 1962-64
Tim Wilson	1976-77
Jason Winkler	1999-01
Brian Winn	1978
Brandon Winter	2011
David Wipkowski	2000-02
Terry Woodcock	1960
Rick Woodill	1972-73
Dave Wrigley	1982-85

Y	
Kevin Yelinek	1992-94
Zach Yike	2007-10
Dave Yoder	1994-97
Dave Young	1956-59
Don Young	1957-60
Tom Yuras	1988

Z	
Jim Zakely	1958
Steven Zemanek II	2007-09

Bold - indicates current player

CONFERENCE FINISHES | TEAM RECORDS | NOTABLES

RECORD/CONFERENCE FINISH				
YEAR	G	W-L-T	AFFILIATION	FINISH(RECORD)
1954	12	9-3	Ohio Athletic	1st (6-1)
1955	14	8-6	Ohio Athletic	6th (5-5)
1956	12	10-2	Ohio Athletic	3rd (5-1)
1957	11	8-3	Ohio Athletic	4th (5-2)
1958	16	12-4	Ohio Athletic	N/A
1959	13	8-5	Ohio Athletic	N/A
1960	14	6-8	Ohio Athletic	N/A
1961	16	3-13	Ohio Athletic	14th (unknown)
1962	19	10-8-1	Ohio Athletic	8th (7-8)
1963	21	14-7	Ohio Athletic	3rd (9-4)
1964	13	10-3	Ohio Athletic	2nd (8-3)
1965	22	14-8	Ohio Athletic	5th (10-5)
1966	16	4-12	Ohio Athletic	15th (2-9)
1967	19	3-16	Independent	N/A
1968	20	4-15-1	Independent	N/A
1969	19	7-12	Independent	N/A
1970	26	15-10-1	Independent	N/A
1971	30	9-21	Independent	N/A
1972	29	16-13	Independent	N/A
1973	33	7-26	Independent	N/A
1974	34	14-20	Independent	N/A
1975	34	17-17	Independent	N/A
1976	38	16-22	Independent	N/A
1977	40	18-22	Independent	N/A
1978	36	23-13	Independent	N/A
1979	46	26-20	Independent	N/A
1980	49	26-22-1	Independent	N/A
1981	43	23-18-2	Ohio Valley	N/A
1982	60	41-17-2	Ohio Valley	(1-7-1)
1983	51	33-17-1	Ohio Valley	(5-7)
1984	48	30-18	Ohio Valley	(8-7)
1985	62	32-28-2	Ohio Valley	(5-12)
1986	60	35-24-1	Ohio Valley	(9-7)
1987	53	34-19	Ohio Valley	(11-4)
1988	59	28-31	Independent	N/A
1989	48	24-24	Independent	N/A
1990	54	25-29	Mid-Continent	4th (7-5)
1991	60	38-21-1	Mid-Continent	1st (8-4)
1992	60	42-18	Mid-Continent	2nd (15-7)
1993	55	22-33	Mid-American	10th (7-23)
1994	54	29-25	Mid-American	8th (10-16)
1995	58	36-22	Mid-American	4th (18-12)
1996	60	37-23	Mid-American	T 3rd (18-14)
1997	54	31-23	Mid-American	7th (14-17)
1998	51	20-31	Mid-American	10th (10-18)
1999	56	20-36	Mid-American	10th (10-22)
2000	56	26-30	Mid-American	5th-E (12-15)
2001	50	16-34	Mid-American	6th-E (9-18)
2002	51	18-33	Mid-American	5th-E (8-19)
2003	52	22-30	Mid-American	4th-E (12-15)
2004	53	26-27	Mid-American	4th-E (11-12)
2005	54	25-29	Mid-American	2nd-E (11-8)
2006	51	15-36	Mid-American	5th-E (8-18)
2007	47	23-24	Mid-American	4th-E (8-16)
2008	49	23-25	Mid-American	4th-E (8-13)
2009	52	19-33	Mid-American	5th-E (12-15)
2010	55	21-34	Mid-American	6th-E (3-24)
2011	53	16-37	Mid-American	5th-E (7-20)

CONFERENCE TOTALS

CONFERENCE	YEARS	RECORD (CONF.)
Ohio Athletic	1954-66	116-82-1 (57-38*)
Independent	1967-80, 1988-89	253-304-3
Ohio Valley	1981-87	228-141-8 (39-44-1)
Mid-Continent	1990-92	105-68-1 (30-16)
Mid-American	1993-11	390-517 (196-315)

* Records incomplete

ALL-TIME TEAM RECORDS		
CATEGORY	RECORD	YEAR(S)
Most Consecutive Winnings Seasons	10	1978-'87
Most Consecutive Losing Seasons	10	1998-2007
Most Games Played	62	1985
Most Victories in a Season	42	1992
Most Losses in a Season	36	1999, 2006
Most Ties in a Season	2	1981,'82,'85
Highest Winning % (30+ games)	.700 (42-18)	1992
Longest Winning Streak	16 games	1992
Longest Season-Opening Winning Streak	10 games	1981
Most Shutouts, Season	6	1982,'83,'89,'91
Most Consecutive Shutouts	3	1989
Most Games Shut Out in a Season	9	1976
Most Runs Scored	36 vs. Wooster	1873
Most Runs Scored By Opponent	39 by Reserve	1876
Largest Margin Of Victory	27 vs. West Chester	1994
Longest Game	18 Innings vs. NC State	2009

PROGRAM NOTABLES

Back-to-Back No Hitters		
Doug Christ vs. Case Western Reserve and Malone	1975	
No-Hitters		
Doug Christ vs. Case Western Reserve	1975	
Doug Christ vs. Malone	1975	
Fred Baldwin vs. Walsh	1978	
Andy Finley vs. Cincinnati	1990	
Hit for the Cycle		
Doug McNulty vs. Bowling Green	Apr. 21, 2006	
Triple Play Turned		
vs. Ohio	1996	
Most Consecutive Games Played		
203-Bill Swertfager	1980-83	
Most Strikeouts Thrown in a Game		
20 vs. NC State	2009	
Longest Hitting Streak		
28 Steve Sada	1988	
Longest Winning Streaks		
16 games	1992	
10 games	1981	
9 games	'07, '97, '91, '82	
8 games	'82 (2x)	
Longest Losing Streaks		
11 games	'99, '06	
10 games	'06, '93	

AKRON BASEBALL

STAFF

STUDENT-ATHLETES

2011 REVIEW

RECORDS



RECORDS SUMMARY | SINGLE SEASON RECORDS

GAME/SEASON/CAREER (BATTING)

GAMES PLAYED

Season: 61	Tom Spitalo, Dave Wrigley	1985
Career: 224	Steve Sada	1985-88

AT-BATS

Game: 8	held by many	
Season: 265	Drew Turocy	2010
Career: 849	Kevin Haas	2007-10

RUNS

Game: 5	Mark Malaska vs. UMES	1999
5	Mark Malaska vs. E. Kentucky	1999
Season: 73	Jeff Rollyson	1991
Career: 204	Jeff Rollyson	1989-92
204	Joel Hawthorne	1984-87

HITS

Game: 5	held by 14	
Season: 95	Drew Turocy	2010
Career: 278	Kevin Haas	2007-10

SINGLES

Game: 5	Jeff Rollyson vs. Vermont	1991
5	Drew Turocy vs. Yale	2010
Season: 69	Drew Turocy	2010
Career: 195	Steve Sada	1985-88

DOUBLES

Game: 3	Mark Malaska vs. Miami (Ohio)	2000
3	Mark Malaska vs. Ball St	1999
3	Mark Malaska vs. Cleveland St	1999
3	Mark Malaska vs. E. Kentucky	1999
3	Jeff Rollyson vs. Wm Jewell	1991
3	Sean Carmichael vs. Cincinnati	1988
3	Bill Swertfager vs. W. Connecticut	1983
3	John Barnett vs. Slippery Rock	1975
Season: 24	Brian Petrucci	1997
Career: 61	Brian Petrucci	1994-97

TRIPLES

Game: 2	Jay Bartos vs. Duquesne	1995
2	Jay Bartos vs. Ball State	1995
2	Joel Hawthorne vs. Walsh	1987
2	Steve Sada vs. Ill.-Chicago	1986
2	Andy Capraruolo vs. YSU	2005
Season: 10	Steve Sada	1988
Career: 19	Steve Sada	1985-88
19	Joel Hawthorne	1984-87

HOME RUNS

Game: 3	Doug McNulty	2008
Season: 14	Mike Doerbecker	1999
Career: 41	Kurt Davidson	2005-'08

RUNS BATTED IN

Game: 10	Mark Malaska vs. UMES	1999
10	Jim Bruni vs. Valparaiso	1990
Season: 69	John Beckwith	1988
Career: 180	Kurt Davidson	2005-08

BATTING AVERAGE

Season: .465	Bill Butcher	1958
Career: .414	John Beckwith	1988-89

ON-BASE PERCENTAGE

Season: .539	Dave Fleischer	1986
.539	Tony Trunzo	1976
Career: .496	Mike Birkbeck	1980-83

TOTAL BASES

Game: 12	Doug McNulty vs. Kent State	2008
12	John Massarelli vs. Malone	1987
12	Tom Spitalo vs. Mt. Union	1984
Season: 143	John Beckwith	1988
Career: 430	Kurt Davidson	2005-08

SLUGGING PERCENTAGE

Season: .729	Brian Petrucci	1997
Career: .658	John Beckwith	1988-89

EXTRA BASE HITS

Game: 4	Sean Carmichael vs. UC	1990
4	John Massarelli vs. Malone	1987
4	Tom Spitalo vs. Mt Union	1984
Season: 36	Brian Petrucci	1997
Career: 98	Brian Petrucci	1994-97

STOLEN BASES

Game: 6	Dave Fleischer vs. Urbana	1985
Season: 51	Jeff Rollyson	1991
Career: 140	Jeff Rollyson	1989-92

HIT BY PITCH

Season: 23	Brian Kimutis	2004
Career: 74	Brian Kimutis	2003-06

SACRIFICES

Season: 12	Brian Kimutis	2005
Career: 22	Jeff Ronevich	1991-94

MOST WALKS

Game: 5	Dave Montanino vs. Ashland	1975
Season: 59	Mike McGuire	1990
Career: 135	Rob Susey	1992-95

STRIKEOUTS

Game: 5	Rob Susey vs. Jacksonville	1995
Season: 61	Doug McNulty	2006
Career: 182	Doug McNulty	2005-08

FEWEST STRIKEOUTS

Season: 3	Dick Brown	1978
Career: 28	Tony Firmstone	1984-88

GAME/SEASON/CAREER (PITCHING)

GAMES

Season: 29	Derek Stanfield	2004
Career: 78	Ben Danziger	2007-11

INNINGS

Game: 11	Doug Crist vs. Kent	1975
Season: 112.0	Ross Liersemann	2006
Career: 334.0	Ross Liersemann	2003-06

VICTORIES

Season: 9	Todd Maynard	1996
9	Mike Birkbeck	1982
9	Randy Ecrement	1992
Career: 24	Mike Birkbeck	1980-83

RECORD

Season: 6-0	Jeff Fondriest	1984
6-0	Ty Gowins	1982
Career: 14-1	Don Coleman	1981-84

CONSECUTIVE WINS

Season: 6	Jeff Fondriest	1984
6	Ty Gowins	1982
Career: 13	Don Coleman	1981-84

EARNED RUN AVERAGE

Season: 0.37	Ray Glinsky	1965
Career: 1.13	Dave Young	1956-59

OPPONENTS' BATTING AVERAGE

Season: .144	Doug Crist	1975
Career: .211	Mike Birkbeck	1980-83

MOST WALKS

Season: 52	Matt Coughlin	1985
Career: 152	Mark Shafer	1988-90

FEWEST WALKS

Season: 9	Jim Olson (58.2 IP)	1966
Career: 38	Jim Olson (160.2 IP)	1965-68

STRIKEOUTS

Game: 16	Dave Young vs. Hiram	1958
Season: 115	Dave Young	1959
Career: 315	Dave Young	1956-59

BEST STRIKEOUT AVERAGE/GAME

Season: 11.5	Dave Young (10 games)	1959
11.5	Pat Gliha (15 games)	1984
Career: 10.5	Dave Young (31 games)	1956-59

SAVES

Season: 14	Derek Stanfield	2005
12	Derek Stanfield	2004
7	Chris Bassitt	2011
Career: 26	Derek Stanfield	2004-05
14	Chris Bassitt	2008-11
10	Dan Swallie	2000-03
	Dave Cappuzzello	1985-88

SINGLE-SEASON RECORDS (BATTING)

AT-BATS	NO.	YEAR
1. Drew Turocy	265	2010
2. Kevin Haas	251	2010
3. Jake Plata	227	2010
4. Steve Sada	226	1988
5. Kevin Haas	225	2009
Sean Carmichael	225	1988
7. John Beckwith	218	1988
8. Andy Capraruolo	217	2005
9. Kyle Hallett	213	2010
9. Jeff Fisher	211	1992
Matt Roberts	210	2009

HITS	NO.	YEAR
1. Drew Turocy	95	2010
2. Steve Sada	94	1988
3. John Beckwith	90	1988
4. Sean Carmichael	87	1988
5. Kevin Haas	82	2010
6. Brian Petrucci	79	1997
Brian Petrucci	79	1996
8. Jeff Fisher	76	1991
9. Jake Plata	75	2010
10. Kevin Haas	74	2008
Mike Taylor	74	1992

BATTING AVERAGE (min.: 40 AB)

	AB	AVG.	YEAR
1. Bill Butcher	73	.465	1958
2. Jim Moryan	90	.433	1972
3. Dan Kormushoff	116	.422	1979
4. Brian Petrucci	188	.420	1997
Kyle Hallett	50	.420	2008
6. John Massarelli	167	.419	1987
7. John Beckwith	156	.417	1989
8. Steve Sada	173	.416	1987
9. Steve Sada	226	.416	1988
10. Dave Wrigley	157	.414	1984
11. Tom Byers	75	.413	1963
John Beckwith	218	.413	1988
Mike Birkbeck	155	.413	1983
Tom Byers	75	.413	1963

HOME RUNS	NO.	YEAR
1. Mike Doerbecker	14	1999
2. Brian Becker	12	1987
Kurt Davidson	12	2006, '08
Doug McNulty	12	2008
Dan Swallie	12	2002
6. Ryan Frazee	11	2009
Jeff Fisher	11	1991
Jake Plata	11	2010
9. Kurt Davidson	10	2007
Matt Roberts	10	2009
Mike Birkbeck	10	1982
Brian Petrucci	10	1997
Rob Susey	10	1995
John Beckwith	10	1988
Dick Duncan	10	1983

RBI	NO.	YEAR
1. John Beckwith	69	1988
2. Brian Petrucci	65	1997
3. Brian Petrucci	57	1996
Mike Kimler	57	1991
Drew Turocy	57	2010
Jake Plata	57	2010
7. Jeff Fisher	56	1991
8. Mike Doerbecker	53	1999
Dick Duncan	53	1982

SINGLE SEASON RECORDS | CAREER RECORDS

10. Mike Taylor	52	1992
Brian Becker	52	1987
Tom Spitale	52	1985

RUNS	NO.	YEAR
1. Jeff Rollyson	73	1991
2. Jeff Rollyson	71	1992
3. Sean Carmichael	68	1988
4. Bill Swertfager	65	1982
5. Steve Sada	64	1987
6. Jeff Fisher	63	1991
7. Sean Carmichael	62	1989
Joel Hawthorne	62	1987
Drew Turocy	62	2010
10. Rob Arnold	59	1997
Steve Sada	59	1988

DOUBLES	NO.	YEAR
1. Brian Petrucci	24	1997
2. Mike Taylor	23	1992
3. Mark Malaska	22	1999
4. John Beckwith	21	1988
5. Mike Taylor	20	1993
6. Israel Victor	18	2003
7. Brian Petrucci	17	1996
Sean Carmichael	17	1988
Charlie Lenhard	17	2006
Kurt Davidson	17	2008
Kevin Haas	17	2010

TRIPLES	NO.	YEAR
1. Steve Sada	10	1988
2. Joel Hawthorne	7	1984
Dan Kormushoff	7	1979
4. Vic Kuchmaner	6	1983
Bill Goddard	6	1979
6. Brian Roberts	5	1999
Mike Kimler	5	1991
Steve Sada	5	1982
Bill Butcher	5	1958
Drew Turocy	5	2010
Drew Turocy	5	2011

STOLEN BASES	NO.	YEAR
1. Jeff Rollyson	49	1991
2. Jeff Rollyson	44	1992
3. John Massarelli	38	1987
4. Bill Swertfager	37	1982
5. Steve Sada	33	1987
6. Bill Swertfager	31	1981
7. Jeff Fisher	30	1992
Steve Sada	30	1988
9. Jeff Fisher	29	1991
10. Steve Sada	28	1986

SINGLE-SEASON RECORDS (FIELDING)

ASSISTS	POS.	NO.	YEAR
1. Kevin Haas	SS	210	2010
1. Bill Hagey	SS	169	1988
2. Rob Susey	SS	168	1992
3. Kevin Haas	SS	167	2009
4. Mike McGuire	SS	156	1991
5. Rob Susey	SS	149	1995
6. Doug Kruthaupt	SS	148	2004
7. Bill Swertfager	2B	144	1982
8. Bryan Moledor	SS	143	1995
9. Doug Kruthaupt	2B/SS	135	2003
10. Brian Kimutis	2B	134	2006

PUT OUTS	POS.	NO.	YEAR
1. Mike Taylor	1B	487	1988
2. John Beckwith	1B	486	1988

3. Mike Taylor	1B	458	1993
4. Kurt Davidson	C/1B	410	2005
5. Jim Gemler	1B/3B	406	2001
6. Craig Welch	1B	399	2004
7. Dave Fleischer	1B	386	1986
8. Brian Kordal	1B	380	2009
9. Dan Swallie	1B/DH	375	2002
10. Dave Fleischer	1B	364	1985

ERRORS	POS.	NO.	YEAR
1. Bryan Moledor	SS	31	1995
2. Mike Tuel	SS	27	1987
Mike Tuel	SS	27	1986
Dick Duncan	3B	27	1982
5. Mike Tuel	SS	25	1985
6. Rob Susey	SS	24	1992
7. Al McConihe	2B	23	1991
Mike McGuire	SS	23	1991
Mike Selway	3B	23	1988
10. Dan Kormushoff	SS	22	1980
Gene Kallmeyer	C	22	1979

SINGLE-SEASON RECORDS (PITCHING)

VICTORIES	NO.	YEAR
1. Todd Maynard	9	1996
Randy Ecrement	9	1992
Mike Birkbeck	9	1982
4. Billy McKinney	8	2004
Joe Header	8	1995
Randy Ecrement	8	1994
Aaron DeAnna	8	1992
Tim Dobos	8	1988
Ray Glinesky	8	1965
10. Frank Mendoza	7	2003
Sean Wardle	7	2000
Ben Singer	7	1997
Jim Benedict	7	1995
Steve Hall	7	1992
Matt Coughlin	7	1985
Pat Gliha	7	1985
Dave Young	7	1958

ERA (min.: 24 IP)	ERA	IP	YEAR
1. Ray Glinesky *	0.37	72.0	1965
2. Dave Young	0.54	68.0	1958
3. Joe Lenk	0.58	30.0	1955
4. Dave Young	0.65	54.2	1957
5. Andy Liptak	0.79	67.2	1958
6. Jim Barton	0.93	77.0	1965
7. Tom Adolph	1.01	43.2	1962
8. Ray Glinesky	1.03	52.1	1962
9. Jim Barlow	1.07	51.0	1972
Jim Barton	1.07	42.0	1964

*Best In Nation

INNINGS	IP	YEAR
1. Ross Liersemann	112.0	2006
2. Andrew Brown	103.0	2011
3. Andrew Brown	98.0	2010
4. Alex Loftin	96.1	2010
5. Ross Liersemann	95.1	2005
Tom Dobos	95.1	1988
7. Billy McKinney	88.2	2004
8. Jim Benedict	87.1	1995
9. Mike Lelakus	86.0	1976
10. Ben Danziger	84.1	2010

STRIKEOUTS	Ks	YEAR
1. Dave Young	115	1959
2. Jim Barton	112	1965
3. Ross Liersemann	95	2006
4. Dave Young	88	1958
5. Tom Farmer	87	2006
6. Pat Gliha	83	1984
7. John Wilkinson	81	1999
8. Mike Birkbeck	79	1979
9. Billy McKinney	78	2004
10. Ray Glinesky	72	1962

CAREER RECORDS (BATTING)

AT-BATS	NO.	YEARS
1. Kevin Haas	849	2007-10
2. Kurt Davidson	807	2005-08
3. Jeff Fisher	762	1990-94
4. Doug McNulty	742	2005-08
5. Steve Sada	729	1985-88
6. John Turk	687	2007-10
7. Joel Hawthorne	685	1984-87
8. Mike Taylor	683	1989-93
9. Brady Steineck	682	2001-04
Mike Doerbecker	682	1996-99

HITS	NO.	YEARS
1. Kevin Haas	278	2007-10
2. Steve Sada	266	1985-88
3. Kurt Davidson	253	2005-08
4. Jeff Fisher	246	1990-94
5. Brian Petrucci	243	1994-97
6. Sean Carmichael	236	1986-89
7. Mike Taylor	234	1989-93
8. Dave Fleischer	233	1983-86
9. Doug McNulty	230	2005-08
10. Dave Wrigley	219	1982-85
Bill Swertfager	219	1980-83

BATTING AVERAGE	NO.	YEARS
1. John Beckwith	.414	1988-89
2. Jack Tidyman	.382	1958-59
3. Brian Petrucci	.377	1994-97
4. Mike Birkbeck	.367	1980-83
5. Steve Sada	.365	1985-88
6. Dave Fleischer	.360	1983-86
7. Brian Horning	.356	1973-75
8. Sean Carmichael	.348	1986-89
9. Drew Turocy	.344	2008-11
10. Mike Taylor	.343	1989-93

HOME RUNS	NO.	YEARS
1. Kurt Davidson	41	2005-08
2. Mike Doerbecker	28	1996-99
Dick Duncan	28	1981-84
4. Brian Becker	26	1985-88
5. Brian Petrucci	25	1994-97
Mike Birkbeck	25	1980-83
7. Jeff Fisher	23	1990-94
Bill Swertfager	23	1980-83
Doug McNulty	23	2005-08
10. Rob Susey	21	1992-95

RBI	NO.	YEARS
1. Kurt Davidson	180	2005-08
2. Brian Petrucci	171	1994-97
Dick Duncan	171	1981-84
4. Jeff Fisher	163	1990-94
5. Dave Fleischer	162	1983-86
6. Brian Becker	146	1985-88
7. Mike Doerbecker	144	1996-99
8. Steve Sada	141	1985-88



SINGLE SEASON RECORDS | COACHING RECORDS

9. Joel Hawthorne	139	1984-87
10. Sean Carmichael	131	1986-89

RUNS	NO.	YEARS
1. Jeff Rollyson	204	1989-92
Joel Hawthorne	204	1984-87
3. Steve Sada	203	1985-88
4. Dave Fleischer	197	1983-86
5. Bill Swertfager	195	1980-83
6. Jeff Fisher	181	1990-94
7. Kevin Haas	180	2007-10
8. Sean Carmichael	171	1986-89
9. Mike Doerbecker	158	1996-99
10. Brian Petrucci	155	1994-97

DOUBLES	NO.	YEARS
1. Brian Petrucci	61	1994-97
2. Mike Taylor	60	1989-93
3. Kurt Davidson	52	2005-08
4. Kevin Haas	51	2007-10
5. Mark Malaska	49	1998-00
6. Doug McNulty	47	2005-08
7. Mike Doerbecker	46	1996-99
8. Sean Carmichael	45	1986-89
9. Brian Becker	44	1985-88
10. Dave Fleischer	43	1983-86

TRIPLES	NO.	YEARS
1. Steve Sada	19	1985-88
Joel Hawthorne	19	1984-87
3. Jeff Fisher	14	1990-94
4. Dan Kormushoff	12	1977-80
5. Brian Petrucci	11	1994-97
Jeff Rollyson	11	1989-92
Bill Swertfager	11	1980-83
Drew Turocy	11	2008-11
9. Brian Petrucci	9	1994-96
Rob Susey	9	1992-95
Dave Fleischer	9	1983-86

GAMES PLAYED	NO.	YEARS
1. Steve Sada	224	1985-88
2. Rob Susey	219	1992-95
Jeff Fisher	219	1990-94
4. Joel Hawthorne	217	1984-87
5. Dave Wrigley	214	1982-85
6. Dave Fleischer	210	1983-86
7. Mike Doerbecker	206	1996-99
Jeff Ronevich	206	1991-94
9. Bill Swertfager	203	1980-83
10. Mike Taylor	202	1989-93

STOLEN BASES	NO.	YEARS
1. Jeff Rollyson	140	1989-92
2. Steve Sada	107	1985-88
3. Bill Swertfager	98	1980-83
4. Jeff Fisher	72	1990-94
5. Dave Fleischer	67	1983-86
6. John Massarelli	64	1985-87
7. Reggie Auzenne	58	1978-80
8. Joel Hawthorne	51	1982-85
Dave Wrigley	51	1982-85
10. Joe Rafalowski	41	1975-77

TOTAL BASES	NO.	YEARS
1. Kurt Davidson	430	2005-08
2. Brian Petrucci	401	1994-97
3. Kevin Haas	385	2007-10
4. Jeff Fisher	384	1990-94
5. Steve Sada	382	1985-88
6. Doug McNulty	360	2005-08
7. Dave Fleischer	354	1983-86
8. Bill Swertfager	351	1980-83
9. Sean Carmichael	343	1986-89
10. Mike Taylor	334	1989-93

ON-BASE PERCENTAGE	NO.	YEARS
1. Mike Birkbeck	.496	1980-83
2. Dave Fleischer	.488	1983-86
3. Keith Dambrot	.480	1979-81
4. John Beckwith	.479	1988-89
5. Brian Petrucci	.475	1994-97
6. Mike McGuire	.469	1990-91
7. Joel Hawthorne	.465	1984-87
8. Jeff Rollyson	.463	1989-92
9. Sean Carmichael	.455	1986-89
Mike Tilkey	.455	1982-85

CAREER RECORDS (PITCHING)

VICTORIES	NO.	YEARS
1. Mike Birkbeck	24	1980-83
2. Dave Young	22	1956-59
3. Tim Dobos	21	1985-88
4. John Wilkinson	19	1996-00
Randy Ecrement	19	1991-94
Mark Draa	19	1983-87
7. Todd Maynard	18	1994-97
Joe Header	18	1995-98
9. Ben Singer	17	1994-97
Ray Glinksy	17	1962-65
Pat Gliha	17	1983-85

EARNED RUN AVERAGE	IP	ERA	YEARS
1. Dave Young	246.0	1.13	1956-59
2. Jim Barton	163.0	1.44	1963-65
3. Ray Glinksy	191.0	1.65	1962-65
4. Tom Adolph	204.2	2.33	1960-63
5. Mike Birkbeck	198.0	3.00	1980-83
6. Tim Dobos	279.2	3.41	1985-88
7. Drew Patton	146.1	3.44	1976-79
8. Mike Serdinak	104.2	3.53	1990-93
9. Aaron DeAnna	125.2	3.65	1991-94
10. D. Cappuzzello	116.1	3.79	1985-88

STRIKEOUTS	NO.	YEARS
1. Dave Young	315	1956-59
2. Tim Dobos	258	1985-88
3. Ross Liersemann	256	2003-06
4. Jim Barton	254	1963-65
5. John Wilkinson	236	1996-00
6. Tom Farmer	232	2005-09
7. Ray Glinksy	214	1962-65
8. Mike Birkbeck	209	1980-83
8. Andrew Brown	187	2009-11
10. Steve Hall	180	1988-92

PITCHING APPEARANCES	NO.	YEARS
1. Benjamin Danziger	78	2007-11
2. Patrick Gliha	73	2004-07
3. Tom Farmer	69	2005-09
4. Joe Header	64	1995-98
5. Joe Cravens	62	1994-97
6. Frank Turocy	61	2005-09
Kevin Kumazec	61	2007-11
8. Scott Foster	59	2008-11
9. John Wilkinson	58	1996-00
Jeff Hart	58	1988-91
Don Coleman	58	1981-84
Zach Yike	58	2007-

INNINGS PITCHED	IP	YEARS
1. Ross Liersemann	334.0	2003-06
2. Tim Dobos	279.2	1985-88
3. Frank Turocy	278.0	2005-09
4. Tom Farmer	264.0	2005-09
5. Andrew Brown	262.0	2009-11
6. Benjamin Danziger	258.2	2007-11
7. John Wilkinson	249.2	1996-00
8. Joe Header	247.0	1995-98
9. Dave Young	246.0	1956-59
10. Billy McKinney	224.1	2003-07

NAME	NO. SEASONS	YEARS	RECORD	WIN%
Pat Bangtson	6	2006-11	119-188	.388
Tim Berenyi	5	2001-05	107-153	.412
Dave Fross	27	1974-2000	746-623-10	.546
Tom Adolph	4	1970-73	47-70-1	.402
Harold Sloop	2	1960, 1969	13-20	.394
Jim DiLauro	2	1967-68	7-30-1	.147
Jim Dennison	1	1966	4-12	.250
Dave Adolph	2	1964-65	24-11	.686
Jim Cook	3	1961-63	27-28-1	.491
Russell Beichly	13	1947-59	101-62-1	.619
Glenn "Speed" Bosworth	2	1931-32	4-10-1	.286
Fred Sefton	12	1916-24, 1927-30	40-50	.444
Larry D. Ricker	2	1925-26	7-5-1	.583
Frank Haggerty	5	1910-15	19-15	.559
John Heisman	1	1894	8-5	.615
NO COACH	25		40-81-3	.494
TOTALS	111	1873-2010	1313-1369-19	.490

YEAR-BY-YEAR RESULTS

NOTE: Akron competed as Buchtel College from 1873-1913.

1873

Record: 1-4 Coach: None			
Opponent	Result	Score	
Reserve	L	24-25	
Kenyon	L	8-21	
Wooster	W	38-20	
Cuyahoga Falls	L	26-35	

1874

Record: 1-0 Coach: None			
Opponent	Result	Score	
Reserve	W	8-0	

1876

Record: 0-1 Coach: None			
Opponent	Result	Score	
Reserve	L	4-39	

1877

Record: 0-1 Coach: None			
Opponent	Result	Score	
Reserve	L	1-21	

1878

Record: 0-1 Coach: None			
Opponent	Result	Score	
Wooster	L	8-18	

1879

Record: 4-4 Coach: None			
Opponent	Result	Score	
Wadsworth	W	29-14	
Reserve	L	1-23	
Wooster	W	22-6	
Mount Union	W	5-0	
Reserve	L	4-17	
Wooster	L	6-12	
Reserve	L	6-7	
Mount Union	W	5-0	

1880

Record: 2-1 Coach: None			
Opponent	Result	Score	
Tallmadge	L	6-13	
Cuyahoga Falls	W	23-5	
Wadsworth	W	21-3	

1882

Record: 1-5 Coach: None			
Opponent	Result	Score	
Reserve	L	1-23	
Wooster	L	5-7	
Young Akrons	L	6-8	
Reserve	L	6-7	
Wooster	L	6-7	
Wooster	W	22-6	

1884

Record: 0-2-1 Coach: None			
Opponent	Result	Score	
Mount Union	L	11-22	
Buckeyes	T	11-11	
Buckeyes	L	5-11	

1890

Record: 3-6 Coach: None			
Opponent	Result	Score	
Kenyon	L	3-10	
Kenyon	L	3-15	
Wooster	W	7-5	
Denison	L	0-10	
Ohio State	L	6-7	
Kenyon	W	5-1	
Denison	L	0-12	
Ohio State	L	4-10	
Werners	W	2-1	

1891

Record: 4-3 Coach: None			
Opponent	Result	Score	
Akron	W	n/a	
Wooster	L	8-11	
Wooster	W	9-7	
Kenyon	L	9-11	
Denison	W	6-3	
Ohio State	W	4-0	
Ohio State	L	4-5	

1892

Record: 1-7-1 Coach: None			
Opponent	Result	Score	
Rubber Works	L	7-9	
Hiram	L	11-15	
Case	L	6-11	
Kenyon	T	8-8	
Denison	L	4-5	
Denison	L	4-5	
Ohio State	L	3-7	
Kenyon	W	3-2	
Ohio State	L	4-7	

1893

Record: 10-8-1 Coach: None			
Opponent	Result	Score	
Werners	L	2-6	
Werners	W	15-3	
Werners	W	23-0	
Case	W	9-3	
Oberline	T	4-4	
Akron	L	6-7	
Akron	W	13-12	
Akron	W	13-10	
Hiram	W	11-0	
Cleveland	L	3-6	
Ohio State	L	4-9	
Denison	L	1-14	
Kenyon	L	10-12	
Case	W	16-7	
Kenyon	W	9-0	
Wadsworth	W	21-1	
Werners	W	23-3	
Denison	L	7-12	
Akron	L	3-10	

1894

Record: 8-5 Coach: John Heisman			
Opponent	Result	Score	
Canton	L	6-7	
Hiram	W	19-6	
Canton	L	6-9	
Canton	W	15-0	
Akron	L	5-12	
Hiram	W	11-10	
Reserve	W	12-8	
Akron	W	16-3	
Allegheny	W	8-1	
Allegheny	W	13-10	
Allegheny	L	10-11	
Canton	W	30-5	
Cleveland	L	0-2	

1895

Record: 1-4 Coach: None			
Opponent	Result	Score	
Old Leaguers	L	7-15	
Canton	L	13-21	
Case	W	8-7	
Baldwin-Wallace	L	9-10	
Cleveland A.C.	L	4-9	

1897

Record: 2-2 Coach: None			
Opponent	Result	Score	
Akron	L	5-27	
Werners	W	13-4	
Mogadore	L	7-13	
Orioles	W	8-7	

1899

Record: 1-2 Coach: None			
Opponent	Result	Score	
High School	W	15-2	
Case	L	3-19	
Allegheny	L	2-12	

1901

Record: 3-6 Coach: None			
Opponent	Result	Score	
Reserve	L	3-9	
Actual Business College	W	18-7	
Hiram	L	8-20	
Mount Union	L	4-13	
Wooster	W	8-5	
Hiram	L	2-8	
Reserve	W	7-1	
Mount Union	L	5-7	
Wooster	L	4-5	

1902

Record: 0-4 Coach: None			
Opponent	Result	Score	
Wooster	L	2-28	
Hiram	L	10-11	
Mount Union	L	0-17	
Mount Union	L	5-14	

1903

Record: 0-2 Coach: None			
Opponent	Result	Score	
Wooster	L	0-18	
Hiram	L	1-12	

1904

Record: 1-5 Coach: None			
Opponent	Result	Score	
Mount Union	L	2-26	
Wooster	L	0-15	
Reserve	L	3-19	
Hiram	L	0-13	
Mount Union	L	9-10	
Alumni	W	8-5	

1905

Record: 2-1 Coach: None			
Opponent	Result	Score	
Hiram	W	4-3	
Reserve	L	1-9	
Alumni	W	15-2	

1906

Record: 1-2 Coach: None			
Opponent	Result	Score	
Mount Union	W	7-5	
Hiram	L	7-10	
Case	L	3-19	

1907

Record: 1-4 Coach: None			
Opponent	Result	Score	
Baldwin-Wallace	L	10-14	
Oberlin	L		
5-6	L	0-7	
Case	L	0-7	
Baldwin-Wallace	W	12-3	
Case	L	0-7	

1908

Record: 1-2 Coach: None			
Opponent	Result	Score	
Baldwin-Wallace	L	4-10	
Baldwin-Wallace	L	4-8	
Hiram	W	6-1	

1909

Record: 1-3 Coach: None			
Opponent	Result	Score	
Oberlin	L		
3-9			
Baldwin-Wallace	W	10-8	
Case	L	2-19	
Hiram	L	0-5	

1910

Record: 2-5 Coach: Frank Haggerty			
Opponent	Result	Score	
Hiram	L	0-9	
St. Ignatius	L	1-4	
Oberlin	L		
1-2			
Hiram	L	1-2	
St. Ignatius	W	6-5	
Case	L	1-3	
Baldwin-Wallace	W	11-2	

1911

Record: 4-3 Coach: Frank Haggerty			
Opponent	Result	Score	
Wooster	W	1-0	
Heidelberg	L	1-7	
Mount Union	W	7-3	
Heidelberg	W	4-3	
Case	W	5-3	
Hiram	L	2-6	
Mount Union	L	2-10	

1912

Record: 6-1 Coach: Frank Haggerty			
Opponent	Result	Score	
Mount Union	W	10-7	
Mount Union	W	4-3	
Heidelberg	W	9-0	
Reserve	T	9-9	
Heidelberg	W	16-2	
Baldwin-Wallace	W	16-1	
Hiram	W	2-1	

1913

Record: 3-4 Coach: Frank Haggerty			
Opponent	Result	Score	
Ohio State	W	9-8	
Carnegie Tech	L	2-5	
Heidelberg	W	5-3	
Reserve	W	3-1	
Case	L	2-3	
Chinese U. Honolulu	L	5-10	
Carnegie Tech	L	5-8	

1915

Record: 4-2 Coach: Frank Haggerty			
Opponent	Result	Score	
Denison	W	13-3	
Reserve	L	1-6	
Mount Union	W	5-4	
Case	W	12-10	
Oberlin	L		
1-9			
Kenyon	W	6-0	

1916

Record: 2-4 Coach: Fred Selton			
Opponent	Result	Score	
Kent Normal	W	16-1	
Case	L	1-2	
Mount Union	L	6-7	
Reserve	W	8-6	
Wooster	L	1-10	
Waseda U. of Japan	L	1-6	



YEAR-BY-YEAR RESULTS

1917			
Record: 4-4 Coach: Fred Selton			
Opponent	Result	Score	
Ohio University	W	8-3	
Marshall	L	1-8	
Ohio Northern	L	2-5	
Heidelberg	W	4-3	
Wooster	L	0-9	
Case	W	14-2	
Reserve	W	3-2	
Wooster	L	5-8	

1919			
Record: 2-3 Coach: Fred Selton			
Opponent	Result	Score	
Denison	W	10-6	
Reserve	W	14-1	
Wooster	L	5-8	
Heidelberg	L	3-4	
Ohio	L	2-12	

1920			
Record: 0-3 Coach: Fred Selton			
Opponent	Result	Score	
Case	L	16-17	
Wooster	L	0-9	
Goodyear	L	2-9	

1921			
Record: 4-5 Coach: Fred Selton			
Opponent	Result	Score	
Reserve	L	4-5	
Kent	W	10-4	
Hiram	W	11-7	
Case	L	6-18	
Wooster	L	2-19	
Ohio Northern	W	4-3	
Wooster	L	9-10	
Denison	W	7-6	
Ohio University	L	0-10	

1922			
Record: 6-5 Coach: Fred Selton			
Opponent	Result	Score	
Western Reserve	L	4-25	
Wooster	W	12-8	
Hiram	W	8-4	
Ashland	W	10-2	
Hiram	W	8-4	
Western Reserve	L	8-12	
Wooster	W	11-6	
Kenyon	L	2-6	
Ashland	L	6-7	
Kenyon	W	10-8	
Oberlin	L		
0-7			

1923			
Record: 7-2 Coach: Fred Selton			
Opponent	Result	Score	
Wooster	L	3-11	
Hiram	W	8-3	
Kenyon	L	6-11	
Reserve	W	3-2	
Oberlin		W	
4-2			
Wooster	W	8-6	
Kent Normal	W	n/a	
Ashland	W	7-3	
Kent Normal	W	8-0	

1924			
Record: 2-5 Coach: Fred Selton			
Opponent	Result	Score	
Reserve	W	5-4	
Hiram	L	11-12	
Goodyear	L	2-7	
Oberlin		L	
5-11			
Ashland	L	3-4	
Wooster	L	7-8	
Mount Union	W	8-0	

1925			
Record: 4-1 Coach: L. D. Ricker			
Opponent	Result	Score	
Western Reserve	L	3-9	
Hiram	W	8-7	
Hiram	W	9-6	
Baldwin-Wallace	W	5-4	
Baldwin-Wallace	W	14-10	

1926			
Record: 3-4-1 Coach: L.D. Ricker			
Opponent	Result	Score	
Baldwin-Wallace	W	3-2	
Hiram	W	7-0	
Western Reserve	L	5-8	
Mount Union	L	2-6	
Oberlin		T	
3-3			
Western Reserve	W	4-3	
Wooster	L	5-16	
Baldwin-Wallace	L	8-12	

1927			
Record: 3-4 Coach: Fred Sefton			
Opponent	Result	Score	
Baldwin-Wallace	W	9-8	
Wooster	L	2-11	
Hiram	L	7-8	
Western Reserve	W	13-0	
Mount Union	W	10-3	
Hiram	L	2-7	
Wooster	L	5-20	

1928			
Record: 5-5 Coach: Fred Sefton			
Opponent	Result	Score	
Oberlin		W	
4-3			
Baldwin-Wallace	L	4-7	
Hiram	W	6-0	
Mount Union	W	3-0	
Western Reserve	L	7-12	
Wooster	L	6-7	
Hiram	W	14-7	
Oberlin		W	
12-5			
Mount Union	L	3-4	
Baldwin-Wallace	L	7-8	

1929			
Record: 1-5 Coach: Fred Sefton			
Opponent	Result	Score	
Oberlin		L	
5-10			
Kent State	L	2-9	
Baldwin-Wallace	W	9-3	
Wooster	L	6-11	
Hiram	L	5-7	
Mount Union	L	3-5	

1930			
Record: 3-5 Coach: Fred Sefton			
Opponent	Result	Score	
Hiram	W	9-2	
Mount Union	L	2-13	
Western Reserve	L	5-10	
Wooster	L	8-10	
Western Reserve	W	4-3	
Baldwin-Wallace	W	4-3	
Wooster	L	2-12	
Mount Union	L	6-8	

1931			
Record: 2-7-1 Coach: Speed Bosworth			
Opponent	Result	Score	
Ohio Northern	L	3-15	
Baldwin-Wallace	L	5-7	
Kent State	W	8-0	
Wooster	L	5-9	
Mount Union	L	0-3	
Baldwin-Wallace	T	4-4	
Wooster	L	5-6	
Mount Union	L	2-10	
Oberlin		L	
7-8			
Heidelberg	W	4-0	

1932			
Record: 2-3 Coach: Speed Bosworth Fred Sefton			
Opponent	Result	Score	
Wooster	L	1-4	
Kent State	W	10-9	
Mount Union	L	6-18	
Hiram	W	25-23	
Mount Union	L	7-8	

1947			
Record: 6-4 Coach: Russell Beichly			
Opponent	Result	Score	
Baldwin-Wallace	W	4-1	
Oberlin		L	
4-13			
Youngstown State	W	4-2	
Baldwin-Wallace	W	7-5	
Muskingum	L	2-4	
Youngstown State	W	7-5	
Kent State	L	5-7	
Wooster	L	2-3	
Wooster	W	1-0	
Kent State	W	n/a	

1948			
Record: 5-6 Coach: Russell Beichly			
Opponent	Result	Score	
Oberlin		W	
11-4			
Youngstown State	L	5-7	
Ashland	W	7-5	
Mount Union	W	9-3	
Kent State	L	0-8	
Ashland	W	5-3	
Muskingum	L	2-3	
Kent State	L	5-7	
Wooster	W	2-0	
Youngstown State	L	5-6	
Wooster	L	1-6	

1949			
Record: 6-6 Coach: Russell Beichly			
Opponent	Result	Score	
Quantico Marines	L	3-14	
Bridgewater	L	3-18	
Kent State	W	8-3	
Mount Union	W	12-5	
Wayne State	L	0-9	
Youngstown State	L	7-9	
Fenn	W	5-2	
Muskingum	W	7-3	
Youngstown State	L	3-6	
Wooster	W	11-9	
Wooster	W	3-2	
Kent State	L	3-9	

1950			
Record: 6-3-1 Coach: Russell Beichly			
Opponent	Result	Score	
Quantico Marines	L	4-17	
Virginia		L	
1-26			
Muskingum	W	13-7	
Mount Union	W	12-6	
Fenn	L	0-1	
Youngstown State	W	6-5	
Baldwin-Wallace	T	13-13	
Baldwin-Wallace	W	4-3	
Kent State	W	9-8	
Heidelberg	W	9-4	

1951			
Record: 7-9 Coach: Russell Beichly			
Opponent	Result	Score	
Baldwin-Wallace	L	6-7	
Western Reserve	L	0-10	
Heidelberg	L	2-3	
Fenn	W	6-2	
Oberlin		L	
5-6			
Wayne State	L	4-8	
Muskingum	W	13-7	
West Virginia Tech	W	5-0	
Youngstown State	W	15-6	
Youngstown State	W	8-7	
Kent State	L	2-3	
Baldwin-Wallace	W	9-3	
Virginia		L	
1-9			
Bridgewater	L	1-6	
Bridgewater	W	18-3	
Wooster	L	5-8	

1952			
Record: 7-9 Coach: Russell Beichly			
Opponent	Result	Score	
Baldwin-Wallace	L	6-7	
Western-Reserve	L	0-10	
Heidelberg	L	2-3	
Fenn	W	6-2	
Oberlin		L	
5-6			
Wayne State	L	4-8	
Muskingum	W	13-7	
Wooster	L	5-8	
Youngstown State	W	15-6	
Youngstown State	W	8-7	
Kent State	L	2-3	
Baldwin-Wallace	W	9-3	
Virginia		L	
1-9			

1953			
Record: 10-3 Coach: Russell Beichly			
Opponent	Result	Score	
Heidelberg	W	5-4	
Ohio Wesleyan	W	8-7	
Wooster	L	7-8	
Fenn	W	4-1	
Mount Union	L	6-9	
Oberlin		W	
16-0			
Ashland	L	1-8	
Oberlin		W	
4-2			
Hiram	W	9-0	
Fenn	W	12-2	
Muskingum	W	15-5	
Oberlin	W	16-0	
Kent State	W	10	

1954			
Record: 9-3 (6-1 OAC/1st) Coach: Russell Beichly			
Opponent	Result	Score	
Ohio Wesleyan	W	6-3	
Hiram	W	3-2	
Wooster	W	12-11	
Wooster	L	2-3	
Mount Union	W	6-4	
Fenn	W	11-0	
Fenn	W	3-1	
Kent State	W	8-3	
Oberlin		W	
7-5			
Baldwin-Wallace	L	4-7	
Hiram	W	6-2	
Baldwin-Wallace	L	1-8	

YEAR-BY-YEAR RESULTS

1955
Record: 8-6 (5-5 OAC/6th)
Coach: Russell Beichly

Opponent	Result	Score
Denison	L	1-2
Fenn	W	7-6
Baldwin-Wallace	W	10-3
Heidelberg	W	6-5
Muskingum	L	9-10
Hiram	W	6-4
Wooster	W	6-2
Mount Union	L	1-6
Oberlin	W	7-6
Ohio Wesleyan	L	0-1
Kent State	L	3-4
Hiram	L	8-9
Otterbein	W	5-3
Baldwin-Wallace	W	3-1

1956
Record: 10-2 (5-1 OAC/3rd)
Coach: Russell Beichly

Opponent	Result	Score
Ohio Wesleyan	W	6-4
Fenn	L	6-7
Kenyon	W	12-6
Central State	W	7-6
Kent State	W	4-2
Fenn	W	11-4
Mount Union	W	16-7
Oberlin	W	4-1
Denison	W	12-2
Hiram	L	8-9
Baldwin-Wallace	W	16-4
Baldwin-Wallace	W	11-3

1957
Record: 8-3 (5-2 OAC/4th)
Coach: Russell Beichly

Opponent	Result	Score
Ohio Wesleyan	L	1-2
Heidelberg	W	6-1
Wooster	W	13-11
Western Reserve	L	4-11
Mount Union	W	2-1
Hiram	W	17-2
Kenyon	W	1-0
Western Reserve	W	12-1
Oberlin	L	2-5
Kent State	W	6-1
Baldwin-Wallace	W	7-1

1958
Record: 12-4
Coach: Russell Beichly

Opponent	Result	Score
Kenyon	W	11-1
Otterbein	W	14-0
Wooster	L	1-5
Youngstown State	L	5-6
Denison	W	14-0
Howard	W	8-0
Wooster	L	2-4
Fenn	W	10-0
Heidelberg	W	17-2
Hiram	W	15-3
Mount Union	W	17-5
Muskingum	W	16-2
Kent State	L	n/a
Oberlin	W	15-3
Hiram	W	8-0
Baldwin-Wallace	W	5-4

1959
Record: 7-4
Coach: Russell Beichly

Opponent	Result	Score
Kenyon	L	1-4
Otterbein	W	4-0
Youngstown State	W	10-6
Hiram	W	8-1
Muskingum	L	0-1
Muskingum	L	3-10
Mount Union	W	12-4
Wooster	L	2-3
Heidelberg	W	9-0
Fenn	W	2-1
Hiram	W	8-3

1960
Record: 6-8
Coach: Harold Sloop

Opponent	Result	Score
Heidelberg	L	1-9
Wooster	L	2-3
Otterbein	W	6-3
Otterbein	W	7-1
Oberlin	W	3-1
Hiram	W	3-1
Hiram	L	3-4
Hiram	L	0-4
Mount Union	L	2-3
Kent State	L	2-4
Muskingum	W	5-2
Muskingum	L	0-6
Kenyon	L	2-6
Baldwin-Wallace	W	5-4

1961
Record: 3-13 (14th in OAC)
Coach: Jim Cook

Opponent	Result	Score
Wooster	L	3-10
Denison	L	2-3
Kenyon	L	0-1
Kenyon	W	3-2
Ohio Wesleyan	L	2-4
Hiram	L	1-5
Oberlin	L	3-4
Kent State	L	4-7
Oberlin	L	6-9
Muskingum	L	6-8
Muskingum	L	3-6
Wooster	L	5-7
Hiram	W	7-4
Hiram	L	0-10
Baldwin-Wallace	W	8-1
Heidelberg	L	2-4

1962
Record: 10-8-1 (7-8 OAC/8th)
Coach: Jim Cook

Opponent	Result	Score
Wooster	W	9-0
Fenn	L	1-2
Heidelberg	W	7-2
Youngstown State	W	7-3
Youngstown State	L	1-3
Ohio Wesleyan	L	0-9
Muskingum	L	2-3
Muskingum	W	6-3
Mount Union	L	0-4
Kenyon	W	5-3
Wooster	W	3-1
Youngstown State	W	6-1
Otterbein	W	7-2
Oberlin	L	3-4
Denison	W	2-0
Kent State	T	11-11
Mount Union	L	2-8
Hiram	L	1-2
Baldwin-Wallace	W	6-1

1963
Record: 14-7 (9-4 OAC/3rd)
Coach: Jim Cook

Opponent	Result	Score
Malone	W	12-0
Malon	W	17-0
Kenyon	W	4-2
Fort Bragg	L	0-1
Fort Bragg	W	5-2
Fort Bragg	W	6-3
Fort Bragg	W	2-1
Fort Bragg	L	7-12
Mount Union	L	5-6
Mount Union	L	1-2
Muskingum	W	6-4
Muskingum	W	4-2
Fenn	L	1-2
Wooster	W	11-1
Ohio Wesleyan	W	9-8
Wooster	W	6-0
Oberlin	W	8-4
Oberlin	W	5-4
Hiram	L	3-8
Otterbein	L	2-4
Otterbein	W	8-5

1964
Record: 10-3 (8-3 OAC/2nd)
Coach: Dave Adolph

Opponent	Result	Score
Kenyon	W	8-1
Ohio Wesleyan	W	6-3
Fenn	W	2-1
Wooster	W	22-1
Muskingum	W	2-1
Muskingum	L	9-11
Baldwin-Wallace	W	7-4
Wooster	W	9-7
Mount Union	L	3-5
Hiram	W	5-0
Youngstown State	W	2-1
Mount Union	L	1-2
Oberlin	W	2-1

1965
Record: 14-8 (10-5 OAC/5th)
Coach: Dave Adolph

Opponent	Result	Score
Kenyon	L	2-4
Kenyon	W	5-1
Findlay	W	3-2
Ohio Wesleyan	L	0-1
Ashland	W	2-0
Ashland	L	0-1
St. Mary's (Minn.)	W	4-2
Wooster	W	4-2
Muskingum	W	1-0
Muskingum	W	2-0
Oberlin	W	7-0
Hiram	L	0-1
Fenn	L	2-3
Fenn	W	6-3
Baldwin-Wallace	W	3-2
Otterbein	L	0-3
Wooster	W	2-1
Mount Union	W	4-3
Heidelberg	W	4-2
Heidelberg	W	7-5
Findlay	L	6-7
Mount Union	L	2-5

1966
Record: 4-12 (2-9 OAC/15th)
Coach: Jim DiLauro

Opponent	Result	Score
Kenyon	W	5-0
Kenyon	L	1-5
Cleveland State	L	1-4
Ohio Wesleyan	L	1-4
Wooster	W	5-2
Muskingum	L	1-8
Findlay	W	5-3
Baldwin-Wallace	L	4-5
Wooster	L	2-3
Ashland	W	5-3
Mount Union	L	4-5
Wittenberg	L	0-1
Malone	L	5-10
Ashland	L	6-10
Hiram	L	0-2
Oberlin	L	0-2

1967
Record: 3-15 (Independent)
Coach: Jim DiLauro

Opponent	Result	Score
Kenyon	W	15-0
Kenyon	L	0-1
Heidelberg	L	4-6
Ohio Wesleyan	L	1-11
Ashland	L	2-3
Wooster	L	2-3
Hiram	L	2-10
Otterbein	L	6-9
Otterbein	L	6-7
Youngstown State	L	2-3
Youngstown State	W	2-0
Oberlin	L	6-7
Malone	L	13-14
Hiram	L	2-4
Oberlin	W	4-2
Wittenberg	L	6-7
Cleveland State	L	2-3
Cleveland State	L	2-5

1968
Record: 4-15-1 (Independent)
Coach: Jim DiLauro

Opponent	Result	Score
Kenyon	W	1-0
Kenyon	W	7-6
Heidelberg	T	6-6
Ohio Wesleyan	L	0-5
Cleveland State	W	2-1
West Liberty State	L	1-5
West Liberty State	L	6-7
Marietta	L	1-3
Marietta	L	0-8
Otterbein	L	0-3
Otterbein	L	5-9
Baldwin-Wallace	L	3-12
Wooster	L	4-7
Wooster	L	7-10
Central Michigan	W	9-4
Central Michigan	L	0-5
Central Michigan	L	0-15
Oberlin	L	3-4
Wittenberg	L	1-9
Youngstown State	L	1-3

1969
Record: 7-12 (Independent)
Coach: Harold Stoop

Opponent	Result	Score
Ohio Wesleyan	L	2-9
Kenyon	W	9-2
Cleveland State	L	3-8
Hiram	L	3-5
Ashland	L	4-7
Ashland	W	1-0
Wooster	W	5-4
Wooster	L	7-15
Cleveland State	L	3-10
Cleveland State	L	5-11
Wittenberg	L	6-7
Ashland	W	6-5
Oberlin	W	4-0
Oberlin	W	10-7
Central Michigan	L	1-6
Central Michigan	L	2-6
Central Michigan	L	0-3
Youngstown State	W	3-1
Youngstown State	L	4-6

1970
Record: 15-10-1 (Independent)
Coach: Tom Adolph

Opponent	Result	Score
Ohio Wesleyan	T	2-2
Marietta	W	8-7
Ashland	W	2-0
Ashland	L	0-6
Otterbein	L	2-4
Dayton	L	1-2
Dayton	W	9-8
Hiram	W	4-3
Kenyon	L	2-3
Ashland	W	6-5
Baldwin-Wallace	W	2-0
Youngstown State	W	8-7
Wooster	W	9-6
Kenyon	W	8-1
Wooster	L	0-1
Central Michigan	L	7-23
Central Michigan	L	1-6
Central Michigan	L	0-3
Cleveland State	L	7-14
Wittenberg	W	7-3
Oberlin	W	9-0
Ohio Wesleyan	W	3-0
Central State	W	4-3
Wooster	L	1-5
Youngstown State	W	2-1
Wooster	W	6-3



YEAR-BY-YEAR RESULTS

1971		
Record: 9-21 (Independent) Coach: Tom Adolph		
Opponent	Result	Score
Ashland	L	0-1
Ashland	L	0-2
Kent State	L	11-12
Dayton	W	9-8
Dayton	L	3-4
Edinboro State	L	0-4
Edinboro State	L	3-5
Central Michigan	L	3-6
Central Michigan	L	3-4
California State	W	6-5
California State	L	0-6
Kentucky	L	0-4
Morehead State	L	2-8
Morehead State	L	0-3
Morehead State	L	6-14
Hiram	L	2-11
Kent State	W	8-5
Ashland	L	1-4
Central Michigan	L	0-3
Central State	W	5-3
Cleveland State	L	2-3
Wooster	W	3-0
Youngstown State	L	4-5
Youngstown State	W	3-2
Central State	W	5-1
Cleveland State	W	5-2
Toledo	L	1-15
Baldwin-Wallace	W	5-4
Ohio-Wesleyan	L	4-9
Youngstown State	L	1-2

1972		
Record: 16-13 (Independent) Coach: Tom Adolph		
Opponent	Result	Score
Otterbein	L	7-8
Youngstown State	W	5-3
Malone	L	
Allegheny	L	7-8
Hiram	L	3-6
Cleveland State	W	4-0
Ashland	L	5-10
California State	W	2-0
Central State	W	4-1
Cleveland State	W	2-1
Youngstown State	W	3-1
Wooster	L	1-6
Oakland	W	4-3
Baldwin-Wallace	W	4-3
Wayne State	W	25-14
Youngstown State	L	4-5
Malone	L	
2-4		
Ohio Northern	L	2-6
Ashland	L	2-6
Hiram	W	15-0
Cleveland State	L	2-6
Ashland	W	6-2
California State	W	8-1
Central State	W	5-4
Cleveland State	L	6-7
Youngstown State	W	6-3
Oakland	W	1-0
Wayne State	W	4-2
Baldwin-Wallace	L	2-5

1973		
Record: 7-26 (Independent) Coach: Tom Adolph		
Opponent	Result	Score
Jacksonville	L	4-10
Jacksonville	L	8-10
Jacksonville	L	2-14
Jacksonville	L	1-10
Ohio	L	1-9
Ohio	L	4-5
Dayton	L	0-1
Dayton	L	0-3
Allegheny	W	7-6
John Carroll	W	9-3
Ashland	L	1-2
Ashland	L	2-13
Marshall	W	6-5
Marshall	L	0-6
Marshall	L	1-5
Cleveland State	L	0-4
Cleveland State	L	3-9
Malone	L	1-2
Malone	L	0-3
Ohio Northern	W	14-3
Ashland	L	0-3
Ashland	W	4-3
Kent State	L	3-4
Cleveland State	L	0-1
Cleveland State	L	1-3
Wayne State	L	3-6
Wayne State	L	7-12
Wayne State	L	1-5
Central State	L	1-5
Central State	L	4-5
Youngstown State	L	8-12
Youngstown State	L	3-10
Wooster	W	7-4
Wooster	W	8-2

1974		
Record: 14-20 (Independent) Coach: Dave Fross		
Opponent	Result	Score
Ohio	W	7-6
Ohio	L	4-6
Dayton	L	1-2
Dayton	W	7-1
John Carroll	W	6-5
John Carroll	W	21-3
Kent State	L	5-6
Marshall	L	5-6
Marshall	L	5-6
Marshall	L	3-6
Slippery Rock	W	7-6
Slippery Rock	L	1-7
Cleveland State	W	2-1
Cleveland State	W	10-7
Youngstown State	W	7-3
Youngstown State	L	3-5
Kent State	L	5-7
Rio Grande	W	4-2
Rio Grande	L	5-6
Ashland	L	1-9
Ashland	L	4-14
Central State	L	6-10
Central State	L	1-5
Malone	W	
8-2		
Malone	W	
5-1		
Wayne State	L	0-1
Wayne State	L	3-4
Oakland	W	4-3
Oakland	W	2-1
Baldwin-Wallace	L	0-6
Youngstown State	L	5-7
Youngstown State	L	1-6
Wooster	L	2-8
Wooster	W	7-2

1975		
Record: 17-17 (Independent) Coach: Dave Fross		
Opponent	Result	Score
John Carroll	W	5-3
John Carroll	W	4-3
Ashland	L	9-13
Cleveland State	L	1-6
Cleveland State	L	5-11
Slippery Rock	L	3-11
Slippery Rock	L	9-14
Kent State	W	4-3
Marshall	L	5-12
Case Western Reserve	W	7-0
Wright State	W	7-2
Wright State	L	4-12
Malone	W	
5-1		
Malone	W	
4-2		
Allegheny	W	7-4
Allegheny	L	6-13
Ashland	L	7-9
Ashland	W	11-2
Kent State	L	3-12
Central State	L	5-8
Central State	L	9-14
Central State	W	8-7
Central State	W	8-5
Cleveland State	L	3-4
Cleveland State	L	9-11
Kent State	W	9-1
Youngstown State	L	1-3
Youngstown State	W	4-3
Wayne State	W	4-3
Wayne State (forfeit)	W	7-0
Baldwin-Wallace	L	2-9
Youngstown State	W	8-7
Wooster	W	1-0
Wooster	L	2-6

1976		
Record: 16-22 (Independent) Coach: Dave Fross		
Opponent	Result	Score
Central State	W	3-2
Ashland	L	1-3
Ashland	L	1-8
Kent State	W	7-6
Kent State	W	3-2
Malone	W	
4-3		
Malone	W	
1-0		
Marshall	L	0-2
Marshall	L	0-7
Marshall	L	5-13
John Carroll	W	8-1
John Carroll	W	2-1
Kent State	L	0-6
Kent State	W	3-2
Case Western Reserve	W	11-4
Mount Union	L	3-4
Mount Union	W	12-3
Cleveland State	L	3-8
Cleveland State	W	8-4
Ashland	L	0-3
John Carroll	L	2-5
John Carroll	L	1-4
Toledo	L	0-4
Toledo	L	0-6
Cleveland State	L	4-14
Cleveland State	L	4-11
Youngstown State	L	0-1
Youngstown State	L	2-4
Wayne State	W	9-2
Wayne State	W	9-4
Wright State	L	1-6
Wright State	L	0-3
Youngstown State	L	0-3
Youngstown State	W	9-1
Wooster	W	6-0
Wooster	L	0-2
Baldwin-Wallace	W	10-9
Baldwin-Wallace	L	3-9

1977		
Record: 18-22 (Independent) Coach: Dave Fross		
Opponent	Result	Score
at Ashland	L	5-12
Case Western Reserve	W	5-4
Case Western Reserve	L	1-3
Kent State	L	1-3
Kent State	L	3-8
at John Carroll	W	7-4
at John Carroll	W	7-4
Ashland	W	5-4
Ashland	W	8-5
at Cleveland State	L	3-6
at Cleveland State	L	0-5
Mercyhurst	W	5-4
Allegheny	W	2-0
Allegheny	L	4-6
Cleveland State	W	4-3
Cleveland State	W	3-2
Rio Grande	W	9-1
Rio Grande	W	4-1
at Slippery Rock	L	1-2
at Slippery Rock	W	5-0
at Youngstown State	L	0-1
at Youngstown State	L	5-7
Gannon	W	5-3
Gannon	W	6-0
at Kent State	W	4-2
at Kent State	L	3-9
Wright State	L	3-19
Wright State	L	2-3
at Wayne State	L	2-10
at Wayne State	L	1-11
at Oakland	L	3-5
at Oakland	L	1-2
Toledo	L	2-12
Toledo	L	3-6
at Baldwin-Wallace	L	4-11
Baldwin-Wallace	W	4-3
at Mount Union	W	5-4
at Mount Union	W	10-3
Youngstown State	L	3-6
Youngstown State	L	1-7

1978		
Record: 23-13 (Independent) Coach: Dave Fross		
Opponent	Result	Score
at Edward Waters*	W	12-1
at Edward Waters*	W	14-1
vs. Ashland*	L	0-1
vs. Capital*	W	7-5
vs. Marian College*	W	4-3
at Jacksonville*	L	0-12
vs. Capital*	W	9-4
vs. Wittenberg*	W	3-2
vs. Wittenberg*	W	9-5
John Carroll	W	1-0
John Carroll	W	9-2
Kent State	W	3-0
Kent State	L	0-7
Cleveland State	L	2-5
Cleveland State	W	6-5
Malone	L	3-7
Ohio	L	0-5
Ohio	L	0-3
Allegheny	W	9-8
Allegheny	W	9-7
at Edinboro State	W	9-3
at Edinboro State	W	12-6
at John Carroll	W	15-7
at John Carroll	W	12-6
Malone	L	4-10
Mercyhurst	W	3-2
Mercyhurst	L	1-2
Walsh	W	5-1
Walsh	W	5-2
at Kent State	L	1-3
at Kent State	L	6-7
Baldwin-Wallace	W	5-4
Youngstown State	W	2-1
Youngstown State	W	6-1
at Baldwin-Wallace	L	3-4
at Baldwin-Wallace	L	3-4

*Spring Trip - Jacksonville, Fla.

YEAR-BY-YEAR RESULTS

1979			
Record: 26-20 (Independent)			
Coach: Dave Fross			
Opponent	Result	Score	
vs. Ashland*	L	12-16	
vs. Colby*	L	3-4	
vs. Denison*	W	13-8	
at Embury-Riddle*	W	7-6	
at Embury-Riddle*	W	8-2	
vs. Wayne State*	L	4-5	
vs. Denison*	W	6-2	
vs. Denison*	L	4-6	
at Jacksonville*	L	4-23	
vs. Denison*	W	12-3	
vs. Wayne State*	L	1-2	
at Jacksonville*	L	2-4	
at Edward Waters*	W	13-4	
at Edward Waters* (forfeit)	W	7-0	
at Kent State	L	0-1	
at Kent State	L	7-9	
at Malone	L	4-7	
Clarion State	W	4-2	
Clarion State	W	4-0	
at John Carroll	W	5-3	
at John Carroll	W	6-3	
Wright State	L	0-7	
Wright State	W	2-1	
at Kent State	W	7-4	
at Kent State	W	6-2	
at Malone	L	10-11	
at Niagara	W	9-2	
at Niagara	W	10-0	
at Cleveland State	W	8-3	
at Cleveland State	W	5-3	
at Case Western Reserve	W	10-3	
at Case Western Reserve	W	20-0	
Wooster	W	6-3	
Slippery Rock	L	5-6	
Slippery Rock	W	6-1	
Cleveland State	L	3-4	
Cleveland State	W	6-3	
at Ashland	W	12-6	
Youngstown State	W	10-3	
Youngstown State	L	2-5	
at Wayne State	W	5-2	
at Wayne State	L	0-3	
Ashland	L	2-6	
Ashland	L	1-2	
vs. Northern Kentucky†	L	7-12	
vs. Bellarmine†	L	2-11	

1980			
Record: 26-22-1 (Independent)			
Coach: Dave Fross			
Opponent	Result	Score	
vs. Bellarmine	T	2-2	
vs. Bluffton* (forfeit)	W	7-0	
vs. Wittenberg*	L	6-7	
vs. Wittenberg*	W	11-3	
vs. Wayne State*	W	6-5	
vs. Denison*	L	4-7	
vs. Ashland*	L	1-11	
vs. Denison*	W	8-1	
at Murray State	L	2-11	
vs. Brown*	W	7-6	
at Murray State	W	15-5	
at Ohio	L	4-6	
at Ohio	L	9-10	
John Carroll	L	8-9	
John Carroll	W	1-0	
Case Western Reserve	W	14-2	
Case Western Reserve	W	5-2	
Malone	L	1-16	
Ashland	L	2-5	
Ashland	L	1-2	
at Kent State	L	3-8	
at Kent State	L	1-9	
Cleveland State	W	5-4	
Cleveland State	W	4-3	
at Wright State	L	4-5	
at Wright State	W	7-4	
at Ohio State	L	2-3	
at Ohio State	L	3-19	
at Denison	W	11-2	
at Denison	W	6-4	
Malone	W	10-2	
at Youngstown State	W	2-0	
at Youngstown State	L	3-4	
at Pittsburgh	W	7-1	
at Pittsburgh	L	6-7	
at Slippery Rock	W	13-2	
at Slippery Rock	W	7-4	
at Cleveland State	L	2-4	
at Cleveland State	L	1-12	

Youngstown State	W	5-4
Youngstown State	W	4-3
Kent State	L	7-14
Kent State	W	8-6
Robert Morris	L	0-1
Robert Morris	W	4-1
Robert Morris	L	6-7
Robert Morris	W	6-4
at Ashland	W	9-7
at Ashland	W	11-7

*Spring Trip - Jacksonville, Fla.

1981			
Record: 23-18-2 (3-6-1 OVC)			
Coach: Dave Fross			
Opponent	Result	Score	
vs. Anderson College*	W	15-9	
vs. Denison*	W	14-4	
vs. Denison*	W	15-9	
vs. Ashland*	W	8-2	
vs. Denison*	W	3-1	
vs. Ashland*	W	10-3	
vs. Wittenberg*	W	3-2	
vs. Ohio Dominican*	W	8-6	
vs. Ashland*	W	17-1	
vs. Wittenberg*	W	15-5	
vs. Ashland*	L	5-9	
at Kent State	L	7-12	
at Kent State	L	1-2	
at Western Kentucky#	L	2-3	
at Western Kentucky#	L	2-13	
at Ohio State	L	8-9	
at Eastern Kentucky#	L	1-10	
at Eastern Kentucky#	L	6-10	
at Morehead State#	W	12-8	
at Morehead State#	L	2-14	
Eastern Kentucky#	W	3-2	
Western Kentucky	W	5-4	
Western Kentucky	L	6-7	
Wright State	L	1-2	
Wright State	W	7-6	
Morehead State#	W	4-1	
Morehead State#	L	0-1	
Eastern Kentucky#	T	1-1	
Cleveland State	L	0-2	
Cleveland State	L	2-4	
Slippery Rock	L	3-6	
Slippery Rock	W	7-4	
Kent State	W	5-3	
Kent State	W	7-3	
at Cleveland State	L	7-19	
at Cleveland State	W	16-4	
Ashland	W	8-2	
Cleveland State	T	2-2	
Youngstown State	W	4-0	
Ashland	W	7-2	
Youngstown State	W	4-3	
Cleveland State	L	1-10	
Cleveland State	L	4-5	

*Spring Trip-Jacksonville, Fla.
#Ohio Valley Conference

1982			
Record: 41-17-2 (1-7-1 OVC)			
Coach: Dave Fross			
Opponent	Result	Score	
vs Earlham*	W	6-2	
vs Wooster*	T	0-0	
vs Wooster*	W	3-0	
vs Earlham*	W	8-0	
at Jacksonville*	L	4-23	
vs Wittenberg*	W	12-0	
vs Ohio Dominican*	W	8-4	
vs Wilmington*	W	7-6	
vs Ohio Dominican*	W	9-1	
vs Denison*	W	8-5	
vs Wilmington*	W	9-3	
vs Ohio Wesleyan*	W	9-1	
vs Wilmington*	W	6-3	
vs Wittenberg*	W	12-3	
vs Ohio Wesleyan*	L	4-7	
vs Wittenberg*	W	7-6	
at Walsh	W	11-4	
at Walsh	L	1-2	
at Morehead State†	L	10-11	
at Morehead State†	L	2-15	
at Eastern Kentucky†	L	1-15	
at Eastern Kentucky†	L	2-3	
Cleveland State	W	5-3	
Malone	W	14-8	
Eastern Kentucky†	W	2-1	
Eastern Kentucky†	L	1-5	
Morehead State†	T	0-0	
Morehead State†	L	0-2	
Morehead State†	L	4-15	

at Kent State	L	2-4
at Kent State	W	9-5
West Virginia	L	5-6
West Virginia	W	6-0
Ohio State	W	6-5
Ohio State	L	2-7
Walsh	W	5-1
Walsh	W	9-5
Wright State	W	5-4
Wright State	W	8-6
Kent State	W	4-3
Kent State	W	6-3
John Carroll	W	9-7
John Carroll	W	21-6
Youngstown State	L	2-3
Youngstown State	W	9-3
Ashland	W	9-0
Ashland	W	15-1
at Slippery Rock	L	3-9
at Slippery Rock	W	5-4
at Cleveland State	W	6-5
at Cleveland State	L	2-5
Youngstown State	L	4-8
Dayton	W	3-1
Ashland	W	11-4
Cleveland State	W	9-6
Ashland	W	7-6
Youngstown State	W	13-6
Dayton	W	16-4
Youngstown State	W	8-1
Youngstown State	W	11-8

*Spring Trip-Jacksonville, Florida
†Ohio Valley Conference

1983			
Record: 33-17-1 (5-7 OVC)			
Coach: Dave Fross			
Opponent	Result	Score	
vs W. Connecticut*	W	16-2	
vs Geneva*	W	8-2	
vs Wilmington*	W	4-3	
vs Malone*	W	10-0	
vs Denison*	W	5-4	
vs Wilmington*	L	7-14	
at Jacksonville*	L	10-16	
vs Ohio Wesleyan*	W	7-3	
vs Denison*	W	7-6	
vs Ohio Wesleyan*	W	6-4	
vs Wilmington*	T	5-5	
vs Denison*	W	9-0	
vs Jacksonville*	W	8-5	
vs Bowling Green*	L	0-4	
vs Ashland*	W	4-1	
Cleveland State	W	12-9	
at Morehead State†	W	6-5	
at Morehead State†	L	6-9	
at Eastern Kentucky†	L	2-7	
at Eastern Kentucky†	L	0-4	
Dayton	W	15-6	
Dayton	W	7-2	
Youngstown State†	L	2-5	
Youngstown State†	W	6-0	
Youngstown State†	W	4-0	
Youngstown State†	L	0-2	
John Carroll	W	13-4	
Morehead State†	L	1-8	
Morehead State†	W	3-1	
at John Carroll	W	20-1	
Eastern Kentucky†	L	9-11	
Eastern Kentucky†	L	3-12	
Kent State	W	10-6	
Kent State	L	4-6	
Cleveland State	L	1-6	
Cleveland State	W	11-5	
Ashland	W	6-5	
at Kent State	L	0-1	
at Kent State	W	1-0	
Ashland	W	5-1	
Ashland	W	4-1	
Dayton	L	1-4	
Ashland	W	3-2	
Youngstown State	W	9-3	
Wright State	L	1-3	
Ashland	W	7-2	
Dayton	W	7-5	
Muskingum	W	2-1	
Pittsburgh	W	2-0	
Ohio University	L	5-22	
Ohio University	W	10-9	

*Spring Trip-Jacksonville, Florida
†Ohio Valley Conference

1984			
Record: 30-18 (8-7 OVC)			
Coach: Dave Fross			
Opponent	Result	Score	
vs Denison*	W	10-9	
vs Denison*	W	20-4	
vs Ashland*	W	14-3	
vs Cleveland State* (forfeit)	W	9-0	
vs Milligan*	W	3-0	
vs Milligan*	W	10-0	
vs Ashland*	W	20-15	
at Kent State	L	2-13	
vs Cleveland State*	W	7-3	
at Jacksonville*	L	7-13	
at Jacksonville*	L	24-35	
at Flagler*	W	11-5	
at Kent State	L	2-7	
at Kent State	L	2-7	
at Morehead State†	L	3-6	
at Morehead State†	W	10-3	
at Morehead State†	L	5-6	
at Youngstown State†	W	8-2	
Youngstown State†	W	23-8	
Cleveland State	W	4-0	
Cleveland State	W	7-5	
at Eastern Kentucky†	L	4-6	
Ashland	W	12-6	
at Eastern Kentucky†	L	5-6	
Morehead State†	L	4-10	
Morehead State†	W	7-1	
Youngstown State†	W	5-2	
Youngstown State†	W	4-2	
Kent State	L	5-8	
Kent State	L	5-7	
Eastern Kentucky†	L	3-8	
Eastern Kentucky†	W	10-3	
Eastern Kentucky†	L	2-6	
Slippery Rock	W	3-1	
Slippery Rock	W	3-2	
Ohio State	W	7-6	
at Cleveland State	W	9-5	
at Cleveland State	L	9-15	
Dayton	L	2-5	
Central State	W	6-0	
Youngstown State	W	2-0	
Wright State	L	1-9	
Central State	W	15-5	
Wright State	L	1-8	
at Mount Union	W	13-6	
at Mount Union	W	24-4	
at Pittsburgh Johnstown	W	9-2	
at Pittsburgh Johnstown	W	10-1	

*Spring Trip-Jacksonville, Florida
†Ohio Valley Conference



YEAR-BY-YEAR RESULTS

1985

 Record: 32-28-2 (5-12 OVC)
 Coach: Dave Fross

Opponent	Result	Score
vs Urbana*	W	14-3
vs Illinois-Chicago*	W	5-2
vs Wilmington*	L	1-4
vs Wilmington*	W	4-1
vs Wittenberg*	W	3-0
vs Urbana* (forfeit)	W	7-0
vs Rio Grande*	L	3-6
vs Trevecca Nazarene*	T	7-7
vs Geneva*	W	8-6
vs Denison*	W	14-12
vs Denison*	W	7-1
vs Cleveland State*	L	9-10
vs Denison*	W	9-2
at Jacksonville*	W	9-8
at Jacksonville*	L	9-11
vs Denison*	T	13-13
vs Denison*	W	10-3
at Jacksonville*	L	11-23
vs Denison*	L	10-11
vs Cleveland State*	L	6-9
vs Cleveland State* (forfeit)	W	7-0
at Dayton	W	10-7
at Dayton	W	14-9
at Kent State	L	10-16
at Kent State	L	7-12
at Ashland	L	13-17
at Eastern Kentucky†	L	5-8
at Eastern Kentucky†	L	2-7
at Eastern Kentucky†	L	5-6
Cleveland State	W	5-0
at Morehead State†	L	5-14
at Morehead State†	L	7-11
at Morehead State†	L	6-9
at Youngstown State†	W	13-4
Youngstown State†	L	7-8
Youngstown State†	W	3-1
Youngstown State†	W	7-6
at Slippery Rock	L	5-6
at Slippery Rock	W	9-8
Eastern Kentucky†	L	2-3
Eastern Kentucky†	L	1-2
Eastern Kentucky†	L	3-15
Youngstown State†	W	4-3
Pittsburgh	L	6-7
Morehead State†	L	4-6
Morehead State†	W	3-1
Morehead State†	L	5-10
at John Carroll	W	3-2
at John Carroll	L	0-7
Ohio State	W	3-1
Ohio State	W	5-4
Central State	L	7-8
Malone	W	15-1
Youngstown	W	11-0
Cleveland State	W	3-2
Central State	W	7-3
Dayton	W	6-4
Dayton	W	12-0
Dayton	W	3-2
Dayton	W	10-5
Cleveland State	L	5-7
Cleveland State	L	0-6

 *Spring Trip-Jacksonville, Florida
 †Ohio Valley Conference

1986

 Record: 35-24-1 (9-7 OVC)
 Coach: Dave Fross

Opponent	Result	Score
vs Urbana*	W	5-0
vs Tiffin*	W	7-6
vs Wittenberg*	W	7-4
vs Illinois-Chicago*	L	2-7
vs Denison*	W	10-4
vs Illinois-Chicago*	W	9-8
vs Heidelberg*	W	18-5
vs Ashland*	W	9-3
vs Denison*	W	11-2
vs Wittenberg*	L	6-7
vs Illinois-Chicago*	W	7-3
vs Wilmington*	L	5-6
vs Ashland*	W	10-0
vs Urbana* (forfeit)	W	7-0
at Jacksonville*	L	3-4
vs Allegheny*	W	9-2
vs Illinois Tech*	W	13-5
vs Illinois-Chicago*	L	2-4
vs Wittenberg*	L	9-14
Cleveland State	W	3-2
Cleveland State	L	1-2
Slippery Rock	W	4-3
Slippery Rock	L	1-2
John Carroll	W	4-1
John Carroll	L	1-4
at Ashland	L	5-8
at Morehead State†	L	5-6
at Morehead State†	W	9-8
at Morehead State†	L	2-10
at Youngstown State†	W	7-3
Youngstown State†	W	17-1
at Eastern Kentucky†	L	2-14
at Eastern Kentucky†	L	8-9
at Eastern Kentucky†	W	10-6
Tiffin	W	6-3
Tiffin	W	15-5
Youngstown State†	W	7-6
at Ohio State	L	0-6
Morehead State†	W	2-1
Morehead State†	W	7-2
Youngstown State†	L	0-3
Youngstown State†	W	2-0
Eastern Kentucky†	L	1-6
Eastern Kentucky†	L	1-6
Eastern Kentucky†	W	5-4
Kent State	L	2-3
Kent State	L	3-6
Ohio State	W	12-5
Ashland	W	2-0
Mt. Vernon	W	2-1
Malone	T	4-4
Youngstown State	L	2-10
Malone	L	1-4
Youngstown State	L	1-2
Central State	W	3-2
Central State	W	14-4
Central State	W	8-7
Central State	W	8-4
at Youngstown State†	W	5-1
at Youngstown State†	L	5-6

 *Spring Trip-Jacksonville, Florida
 †Ohio Valley Conference

1987

 Record: 34-19 (11-4 OVC)
 Coach: Dave Fross

Opponent	Result	Score
vs Chicago State*	W	13-4
vs Urbana*	W	7-0
vs Illinois Tech*	W	3-2
vs Chicago State*	L	1-4
vs Wittenberg*	L	5-9
vs Cleveland State*	W	7-3
vs Wittenberg*	L	4-9
vs Chicago State*	L	5-7
vs S. Illinois-Edwardsville*	W	10-5
at Jacksonville*	W	8-4
vs Denison*	W	7-4
at Jacksonville*	L	2-9
at Jacksonville*	L	0-19
vs Mount Mercy*	W	15-4
vs Mount Mercy*	W	13-2
vs Cleveland State	W	7-6
at Malone	W	12-8
at Morehead State†	W	15-8
at Morehead State†	W	11-6
at Morehead State†	W	12-2
at Youngstown State†	L	3-9
at Youngstown State†	L	3-9
Youngstown State†	W	4-3
Youngstown State†	W	5-3
Canisius	L	5-15

Canisius	L	9-11
Walsh	W	7-6
Eastern Kentucky†	L	1-8
Eastern Kentucky†	W	3-2
Eastern Kentucky†	L	3-5
Tiffin	W	10-2
Youngstown State†	W	10-2
Youngstown State†	W	5-3
Ashland	W	7-0
Morehead State†	W	12-3
Morehead State†	W	7-2
Morehead State†	W	5-1
at Ohio State	L	4-13
at Ohio State	L	9-11
Kent State	L	5-9
Mount Vernon	W	3-0
Point Park	L	4-13
Malone	W	13-3
Point Park	L	6-7
Malone	W	5-2
Mount Vernon	W	9-8
at Cleveland State	W	14-6
at John Carroll	W	14-4
at John Carroll	L	5-7
vs Middle Tennessee^	L	1-13
vs Murray State^	W	9-2
at Eastern Kentucky^	W	14-5
vs Middle Tennessee^	L	8-9

 *Spring Trip-Jacksonville, Florida
 †Ohio Valley Conference
 ^OVC Tournament in Richmond, Ky.

1988

 Record: 28-31 (Independent)
 Coach: Dave Fross

Opponent	Result	Score
at Ohio State	L	5-21
at Ohio State	L	2-5
vs Illinois Tech*	L	5-6
vs Chicago State*	W	8-3
vs Maryland*	W	14-9
vs Chicago State*	L	3-7
vs Northeastern Illinois*	W	14-8
vs North Florida*	L	2-10
vs Denison*	L	4-10
at Jacksonville*	W	9-5
vs Muskingum*	W	9-4
at Jacksonville*	L	2-9
vs Southern Illinois*	W	11-10
at Jacksonville*	L	5-15
vs Muskingum*	W	9-5
at Jacksonville*	L	1-9
at Cleveland State	W	15-3
at Cleveland State	W	12-5
at Toledo	L	0-2
at Toledo	L	5-9
at Kent State	L	3-10
at Xavier	W	4-3
at Miami	L	1-9
at Miami	L	5-8
at Cincinnati	L	6-7
Youngstown State	W	13-0
Youngstown State	W	5-1
Pittsburgh	W	10-7
St. Bonaventure	W	6-5
St. Bonaventure	W	4-3
Steubenville	W	22-0
Ashland	W	11-1
Ashland	W	8-1
Cleveland State	L	8-11
West Virginia	L	0-9
West Virginia	W	3-2
Kent State	L	2-4
at Morehead State	W	13-9
at Morehead State	L	2-3
at Morehead State	L	6-22
at Morehead State	W	19-8
Cleveland State	W	6-5
John Carroll	W	7-1
at Canisius	L	6-7
at Canisius	W	6-7
at West Virginia	L	4-11
at West Virginia	W	13-11
at St. Bonaventure	L	8-12
at St. Bonaventure	L	7-10
Slippery Rock	W	5-4
Cincinnati	L	0-3
Canisius	W	5-2
Point Park	L	13-14
Xavier	W	7-2
Xavier	L	0-4
at Youngstown State	L	1-2
at Youngstown State	L	3-6
Wright State	L	1-4
Wright State	W	4-3

*Spring Trip-Orlando, Florida

1989

 Record: 24-24 (Independent)
 Coach: Dave Fross

Opponent	Result	Score
Cincinnati	L	3-5
Xavier	W	7-5
vs Toledo*	L	1-6
vs Westchester*	L	5-7
vs John Carroll*	W	8-0
vs. Cen. Connecticut State*	W	12-3
at Jacksonville*	L	3-13
vs Illinois-Chicago*	L	8-9
at Wright State*	L	4-13
vs Cleveland State*	L	2-7
vs Canisius*	W	7-3
vs Bowling Green*	L	4-7
vs Youngstown State*	W	6-3
vs Canisius*	W	12-6
Cleveland State	W	3-1
St. Bonaventure	W	5-4
St. Bonaventure	W	7-0
Canisius	W	5-0
Canisius	W	4-0
Pittsburgh	W	6-5
at West Virginia	L	5-8
at West Virginia	L	4-8
Ashland	L	6-12
Cincinnati	W	4-1
Cincinnati	L	1-5
St. Bonaventure	L	3-4
St. Bonaventure	W	11-0
Youngstown State	L	2-6
Youngstown State	W	4-3
Cleveland State	W	4-0
at Kent State	L	13-14
at Wright State	L	2-9
at Wright State	L	0-5
at Cleveland State	W	7-6
Kent State	L	7-9
at Eastern Michigan	L	3-8
at Eastern Michigan	W	8-4
at Eastern Michigan	L	3-4
Wright State	W	7-4
Wright State	L	2-7
Slippery Rock	W	4-0
at Youngstown State	L	6-7
at Canisius	W	11-2
at Niagara	W	6-2
at Niagara	W	10-3
Youngstown State	L	0-4
Ohio University	W	4-3
Ohio University	L	3-4

*Spring Trip-Orlando, Florida

YEAR-BY-YEAR RESULTS

1990			
Record: 25-29 (7-5 MCC/4th)			
Coach: Dave Fross			
Opponent	Result	Score	
Niagara	W	11-0	
Niagara	L	1-4	
at Jacksonville*	L	3-14	
vs West Virginia Wesleyan*	W	13-1	
vs Ashland*	L	6-8	
at North Florida*	L	1-8	
at Jacksonville*	W	14-9	
at Jacksonville*	L	4-5	
at Jacksonville*	L	0-9	
vs St. Leo*	L	10-11	
vs Illinois-Chicago*	L	3-13	
vs Youngstown State*	W	18-12	
West Virginia	L	3-4	
at John Carroll	L	5-6	
Youngstown State	W	5-3	
St. Bonaventure	W	14-1	
Cleveland State†	L	0-12	
Ashland	W	7-2	
Ashland	W	5-1	
Wright State	L	2-5	
Wright State	L	3-12	
at Cleveland State†	W	4-3	
at Bowling Green	W	9-6	
at Ohio University	W	9-8	
Youngstown State!	W	2-1	
Canisius!	W	6-4	
Canisius!	W	10-0	
Point Park!	L	0-4	
Malone College!	W	6-2	
at Cleveland State†	W	11-2	
Toledo	L	1-7	
Toledo	L	1-12	
Cleveland State†	W	14-7	
Illinois-Chicago†	W	6-5	
Illinois-Chicago†	W	10-8	
Illinois-Chicago†	L	3-4	
Illinois-Chicago†	W	3-2	
at Kent State	L	1-10	
Kent State	L	2-7	
Kent State	L	2-4	
at Cleveland State†	W	11-6	
at Valparaiso†	W	21-5	
at Valparaiso†	L	2-3	
at Valparaiso†	L	4-5	
at Valparaiso†	L	2-19	
at Youngstown State	L	2-16	
Eastern Michigan	L	2-4	
Eastern Michigan	L	2-8	
at Niagara	W	8-0	
at Niagara	W	8-5	
at Canisius	L	1-4	
Cincinnati	W	4-0	
Southwest Missouri§	L	4-5	
Eastern Illinois§	L	1-8	

*Spring Trip—Orlando, Florida
†Mid-Continent Conference Games
!Akron Invitational - §AMCU Tournament

1991			
Record: 38-21-1 (8-4 MCC/1st)			
Coach: Dave Fross			
Mid-Continent Conference Champions			
Date	Opponent	Result	Score
3/8	at Dayton	L	3-4 (7)
3/8	at Dayton	T	2-2 (12)
3/9	at Cincinnati	L	9-13 (7)
3/10	at Cincinnati	L	8-11 (7)
3/10	at Cincinnati	W	17-3 (7)
3/12	at Pittsburgh	W	8-2
3/15	at Jacksonville*	L	1-12 (7)
3/19	vs Mercer*	W	19-12
3/19	vs William Jewell*	W	11-2 (7)
3/20	vs Mercer*	L	9-11
3/20	vs North Florida*	L	1-6
3/21	vs Bradley*	L	1-5
3/21	vs Wright State*	L	4-8
3/22	vs Vermont*	W	10-8
3/26	at West Virginia	W	6-4 (7)
3/27	Dayton	W	4-3 (10)
3/27	Dayton	W	3-2 (5)
3/28	John Carroll	W	6-0 (7)
3/28	John Carroll	W	6-5 (7)
3/30	Ohio	L	2-3 (7)
3/30	Ohio	W	5-4 (7)
4/1	Xavier	W	11-0 (7)
4/1	Xavier	W	4-3 (7)
4/2	Niagara	W	5-1 (7)
4/2	Niagara	W	2-0 (7)
4/4	Cleveland State†	W	4-3 (10)
4/5	Pittsburgh	W	8-4
4/7	at Youngstown State	W	11-2
4/8	at E. Michigan	W	6-5 (11)
4/8	at E. Michigan	L	6-11 (7)
4/11	at Canisius	W	16-1 (7)
4/11	at Canisius	L	3-6 (7)
4/12	Ashland	W	8-1 (7)
4/12	Ashland	W	9-3 (7)
4/16	at Toledo	L	7-8 (8)
4/16	at Toledo	W	8-3 (7)
4/20	at Illinois-Chicago†	L	2-3 (7)
4/20	at Illinois-Chicago†	L	0-1 (7)
4/21	at Illinois-Chicago†	W	11-4 (7)
4/21	at Illinois-Chicago†	L	5-9 (7)
4/24	at St. Bonaventure	L	4-5 (11)
4/26	Cleveland State†	W	7-1
4/27	at Cleveland State†	W	12-6 (7)
4/27	at Cleveland State†	W	8-10 (8)
4/28	Xavier	L	1-7
4/28	Youngstown State	L	5-6
4/29	Malone	W	9-3
4/30	Canisius	W	12-1 (7)
4/30	Canisius	W	8-2 (7)
5/1	Kent State	L	2-10
5/2	at Youngstown State	W	6-0
5/4	Valparaiso†	W	10-0 (7)
5/4	Valparaiso†	W	12-4 (7)
5/5	Valparaiso†	L	0-7 (7)
5/5	Valparaiso†	W	5-4 (7)
5/10	vs Western Illinois#	W	4-0
5/11	vs Eastern Illinois#	W	3-2
5/12	vs Western Illinois#	W	6-5
5/13	at Illinois-Chicago#	L	5-6
5/13	at Illinois-Chicago#	W	10-9

*Spring Trip—Jacksonville/Orlando, Fla.
†Mid-Continent Conference Games
#Mid-Continent Conference Tournament

1992			
Record: 42-18 (15-7 MCC/2nd)			
Coach: Dave Fross			
Date	Opponent	Result	Score
3/6	at Dayton	W	7-5
3/6	at Dayton	W	8-7
3/9	Cleveland State	W	13-1
3/20	vs Lafayette*	L	5-9
3/20	vs Vermont*	L	7-8
3/21	vs Chicago State*	W	14-1
3/22	vs Cleveland State*	L	4-8
3/22	vs Mercer*	L	2-14
3/23	vs Rider*	W	5-1
3/24	vs Stetson*	L	4-7
3/26	at Jacksonville*	L	2-15
3/27	at Baldwin-Wallace*	W	11-4
3/27	at North Florida*	W	8-6
4/6	Illinois-Chicago†	W	4-2
4/6	Illinois-Chicago†	W	1-0
4/7	Youngstown State†	W	4-3
4/8	at Cleveland State†	L	4-10
4/10	Toledo	W	10-3
4/11	at N. Illinois†	L	9-10
4/11	at N. Illinois†	W	8-7
4/12	at Valparaiso†	W	8-1
4/12	at Valparaiso†	W	6-1
4/14	Ashland	W	9-3

4/15	Canisius	W	6-5 (7)
4/15	Canisius	W	2-1 (7)
4/16	St. Bonaventure	W	5-4
4/16	St. Bonaventure	W	10-4 (7)
4/19	at Cleveland State†	W	5-1
4/19	at Cleveland State†	W	3-0
4/20	at Cleveland State†	W	7-5
4/22	West Virginia	W	4-1
4/22	West Virginia	W	8-1
4/23	John Carroll	W	6-1
4/23	John Carroll	W	8-2
4/24	Youngstown State†	W	12-2
4/25	E. Illinois†	L	6-7
4/25	E. Illinois†	W	11-5
4/26	at Youngstown State†	L	5-6
4/26	at Youngstown State†	W	16-5
4/28	at Ohio	L	3-9
4/29	Bowling Green	W	2-1
4/29	Bowling Green	L	3-6
5/1	Wright State†	W	7-3
5/1	Wright State†	W	6-1
5/3	at W. Illinois†	W	7-4
5/3	at W. Illinois†	L	12-15
--	Niagara	W	12-3
--	Niagara	W	12-3
5/6	Wright State†	L	6-9
5/7	Wright State†	L	6-7
5/8	at Pittsburgh	L	6-7
5/9	E. Kentucky	W	12-5
5/9	E. Kentucky	W	3-1
5/10	E. Kentucky	W	10-7
--	Pittsburgh	W	16-11
5/15	vs W. Illinois#	W	11-5
--	vs E. Illinois#	L	1-2
--	vs W. Illinois#	W	8-7
--	vs E. Illinois#	W	9-5
5/18	vs Wright State#	L	10-12

*Spring Trip—Jacksonville, Florida
†MCC Game; #MCC Tournament

1993			
Record: 22-33 (7-23 MAC/10th)			
Coach: Dave Fross			
Date	Opponent	Result	Score
3/20	vs Massachusetts*	W	9-8 (10)
3/24	at Jacksonville*	W	8-7 (11)
3/24	at Jacksonville*	L	2-3
3/25	vs Cincinnati*	W	13-6
3/25	vs Cincinnati*	W	9-4 (11)
3/30	at West Virginia	W	13-4
3/31	at West Virginia	L	0-1
4/2	at Bowling Green#	W	7-1
4/3	at Bowling Green#	L	0-8
4/4	at Toledo	W	5-1
--	at Bowling Green	L	4-8
4/6	Cleveland State	W	7-4
4/7	Dayton	W	2-1 (11)
4/7	Dayton	W	11-7
4/9	Central Michigan#	L	1-5
4/9	Central Michigan#	W	2-1
4/10	Central Michigan#	L	0-5
4/10	Central Michigan#	L	1-5
4/12	Pittsburgh	L	3-4
4/13	at Kent#	L	0-5
4/13	at Kent#	L	1-3
4/14	at Pittsburgh	L	4-10
4/16	Western Michigan#	L	0-1
4/16	Western Michigan#	L	1-5
4/17	Western Michigan#	L	0-12
4/17	Western Michigan#	L	2-4
4/20	Youngstown State	W	5-4 (11)
4/20	Youngstown State	W	3-2
4/21	Xavier	L	3-7
4/21	Xavier	L	4-8
4/23	at Miami#	L	0-10
4/23	at Miami#	L	1-2
4/24	at Miami#	L	1-10
4/24	at Miami#	L	9-10
4/27	Kent#	W	2-0
4/27	Kent#	L	1-5
4/28	at Youngstown State	L	0-7
4/28	at Youngstown State	L	0-1
4/30	at Ohio#	W	5-1
4/30	at Ohio#	L	3-4
5/1	at Ohio#	W	3-2
5/1	at Ohio#	L	1-6
5/3	at Cleveland State	L	11-17
5/4	at Niagara	W	13-4
5/4	at Niagara	W	13-2
5/5	at Canisius	W	8-5
5/5	at Canisius	W	8-4
5/7	Ball State#	L	3-13
5/7	Ball State#	L	4-5
5/8	Ball State#	L	3-10
5/8	Ball State#	W	3-1
5/14	Eastern Michigan#	L	3-7

5/14	Eastern Michigan#	L	2-9
5/15	Eastern Michigan#	L	5-9
5/15	Eastern Michigan#	W	2-1

*Spring Trip – Jacksonville/Orlando, Fla.

#Mid-American Conference Game

1994			
Record: 29-25 (10-16 MAC/8th)			
Coach: Dave Fross			
Date	Opponent	Result	Score
3/18	vs West Chester*	W	27-0
3/18	vs Princeton*	L	3-6
3/19	vs Princeton*	W	9-1 (7)
3/19	vs Princeton*	L	4-8 (7)
3/20	vs Cleveland State*	W	15-2 (7)
3/20	vs Cleveland State*	W	12-4 (7)
3/21	at Stetson*	L	5-8
3/22	at Jacksonville*	L	12-13
3/23	vs Portland State!	W	9-6
3/23	vs Mercer!	W	7-6
3/24	at Tulane!	L	9-13
3/25	at Tulane!	L	2-12
3/26	vs Portland State!	W	11-7
3/30	Pittsburgh	L	0-1 (9)
3/31	Cleveland State	W	7-4 (7)
4/2	Bowling Green#	W	8-5 (7)
4/2	Bowling Green#	W	4-3 (7)
4/5	Niagara	W	3-0 (7)
4/5	Niagara	W	10-4 (7)
4/8	Youngstown State	W	9-8
4/9	at Central Michigan#	L	10-19
4/9	at Central Michigan#	W	10-7
4/10	at Central Michigan#	L	3-18 (7)
4/10	at Central Michigan#	W	7-3 (7)
4/16	at Western Michigan#	L	2-5 (7)
4/16	at Western Michigan#	L	1-6 (7)
4/17	at Western Michigan#	L	5-8 (7)
4/17	at Western Michigan#	L	1-4 (7)
4/21	at Pittsburgh	W	7-4
4/23	Miami#	L	2-4 (7)
4/23	Miami#	W	4-3 (7)
4/24	Miami#	W	4-3 (7)
4/24	Miami#	L	1-4 (7)
4/26	Duquesne	W	7-5 (7)
4/26	Duquesne	W	4-1 (7)
4/27	Kent#	W	4-2 (7)
4/27	Kent#	L	0-4 (7)
4/28	Canisius	W	18-1 (7)
4/28	Canisius	W	5-1 (7)
4/30	Ohio#	L	13-15 (7)
4/30	Ohio#	L	4-5 (7)
5/1	Ohio#	W	4-1 (7)
5/1	Ohio#	L	0-5 (7)
5/3	at Cleveland State	W	7-3 (7)
5/3	at Cleveland State	L	1-5 (7)
5/4	at Youngstown	L	6-7 (11)
5/5	Toledo	W	2-1 (7)
5/5	Toledo	W	7-6 (9)
5/8	at Ball State#	L	7-8 (7)
5/8	at Ball State#	W	10-4 (7)
5/14	at Eastern Michigan#	L	1-4 (7)
5/14	at Eastern Michigan#	W	5-4 (7)
5/15	at Eastern Michigan#	L	1-7 (7)
5/15	at Eastern Michigan#	L	3-8 (7)

* Spring Trip – Jacksonville, Fla.

!Tulane Invitational

#Mid-American Conference Game



YEAR-BY-YEAR RESULTS

1995

Record: 36-22 (18-12 MAC/4th)

Coach: Dave Fross

Date	Opponent	Result	Score
3/4	at Radford	L	5-12
3/5	at Radford	W	6-3 (7)
3/5	at Radford	L	5-6 (10)
3/11	at Murray State	L	13-15 (7)
3/11	at Murray State	W	9-7 (7)
3/12	at Murray State	W	9-4
3/18	vs Rider*	W	6-4
3/18	vs Northern Illinois*	L	1-3 (7)
3/19	vs Siena*	L	7-8 (7)
3/19	vs Cornell*	W	2-0
3/20	vs Cornell*	W	9-5
3/21	at Jacksonville*	W	4-2
3/22	at Jacksonville*	L	5-6
3/23	vs Maryland E. Shore*	W	25-3
3/24	Cleveland State	W	17-6
3/25	Maryland E. Shore	W	14-3
3/28	Pittsburgh	W	9-2
3/29	at Canisius	L	6-7 (7)
3/29	at Canisius	W	9-4 (7)
3/30	at Duquesne	W	11-7
4/1	Toledo#	W	11-4 (7)
4/1	Toledo#	W	7-4 (7)
4/2	Toledo#	W	2-1 (7)
4/2	Toledo#	W	3-1 (7)
4/5	Dayton	W	7-0
4/6	Cleveland State	W	11-4
4/8	Bowling Green#	L	0-3 (7)
4/8	Bowling Green#	L	0-3 (7)
4/12	at Kent State†	L	2-3 (7)
4/12	at Kent State†	W	6-4 (7)
4/15	Central Michigan#	W	4-3 (7)
4/15	Central Michigan#	L	1-6 (7)
4/16	Central Michigan#	W	9-4 (7)
4/16	Central Michigan#	L	7-10 (7)
4/19	Youngstown State	W	5-4
4/22	Western Michigan#	W	2-0 (7)
4/22	Western Michigan#	L	0-11 (7)
4/23	Western Michigan#	L	4-5 (7)
4/23	Western Michigan#	L	1-12 (7)
4/26	Kent State#	W	3-1 (7)
4/26	Kent State#	L	5-6 (7)
4/29	at Miami#	W	11-9 (7)
4/29	at Miami#	W	15-7 (7)
4/30	at Miami#	W	8-6 (7)
4/30	at Miami#	W	11-1 (7)
5/2	at Cleveland State	W	10-9
5/4	at Youngstown State	L	5-9
5/6	at Ohio#	L	1-3 (7)
5/6	at Ohio#	L	0-10 (7)
5/7	at Ohio#	W	4-0 (7)
5/7	at Ohio#	L	2-9 (7)
5/13	Ball State#	W	4-3 (7)
5/13	Ball State#	W	4-3 (7)
5/14	Ball State#	W	12-10 (7)
5/14	Ball State#	W	12-0 (7)
5/18	at Bowling Green (4)	W	6-5
--	vs Central Michigan (4)	L	8-16
--	vs Kent State (4)	L	3-16

* Spring Trip - Jacksonville, Fla.

#Mid-American Conference Games

(4) MAC Tournament

1996

Record: 37-23 (18-14 MAC/t-3rd)

Coach: Dave Fross

MAC Tournament Champions

Date	Opponent	Result	Score
3/15	vs Campbell (1)	W	16-8 (10)
3/15	vs Pennsylvania (1)	W	6-3
3/16	at North Florida*	W	8-0
3/17	vs Troy State (1)	L	3-9
3/20	vs Ohio State (1)	L	7-20
3/20	at Florida	L	2-11
3/21	at Central Florida	W	18-2
3/21	at Central Florida	L	2-14
3/22	vs Harvard (1)	W	14-4 (8)
3/23	at Bethune-Cookman	W	12-3
3/28	Cleveland State	L	5-9 (7)
3/28	Cleveland State	W	3-2 (7)
3/30	at Toledo #	L	2-3 (8)
3/30	at Toledo #	W	4-2 (12)
3/31	at Toledo #	L	1-6 (7)
3/31	at Toledo #	W	4-3 (8)
4/2	Pittsburgh	W	9-1
4/3	Mount Union	W	7-2
4/6	Bowling Green #	W	1-0 (7)
4/6	Bowling Green #	W	3-1 (7)
4/7	Bowling Green #	W	7-2 (7)
4/7	Bowling Green #	L	3-5 (7)
4/9	Canisius	L	3-17 (7)
4/9	Canisius	W	2-1 (7)
4/10	Kent State #	L	1-2 (7)
4/10	Kent State #	L	1-5 (7)
4/13	at Central Michigan #	L	2-13 (7)
4/13	at Central Michigan #	W	6-4 (7)
4/14	at Central Michigan #	W	7-5 (7)
4/14	at Central Michigan #	L	0-3 (7)
4/16	Youngstown State	W	11-5 (8)
4/18	at Duquesne	W	10-6 (7)
4/18	at Pittsburgh	W	6-4 (7)
4/20	at Western Michigan #	W	7-6 (8)
4/20	at Western Michigan #	W	17-9 (7)
4/21	at Western Michigan #	L	2-3 (7)
4/21	at Western Michigan #	W	10-7 (7)
4/24	at Kent State #	L	8-9 (8)
4/24	at Kent State #	W	6-5 (7)
4/27	Miami #	W	4-3 (7)
4/27	Miami #	W	5-1 (7)
4/28	Miami #	W	11-2 (7)
4/28	Miami #	W	4-0 (7)
4/30	at Cleveland State	W	21-4 (7)
4/30	at Cleveland State	W	9-4 (7)
5/2	Duquesne	W	6-2 (7)
5/2	Duquesne	L	2-3 (7)
5/4	Ohio #	L	2-4 (7)
5/4	Ohio #	W	9-2 (7)
5/5	Ohio #	L	0-11 (7)
5/5	Ohio #	L	9-14 (7)
5/11	at Ball State #	L	1-7 (7)
5/11	at Ball State #	W	16-5 (7)
5/12	at Ball State #	L	8-14 (7)
5/12	at Ball State #	W	1-0 (7)
5/16	at Kent State (4)	W	4-1
5/17	Ohio (4)	W	6-4
5/18	Ohio (4)	W	15-6
5/23	at USC (5)	L	10-20
5/24	Texas Tech (5)	L	2-7

(1) Spring Trip -- Florida

(4) MAC Tournament

(5) NCAA Central II Regional

1997

Record: 31-23 (14-17 MAC/7th)

Coach: Dave Fross

Date	OPP	Result	Score
2/28	vs Illinois State ^	W	9-3
2/28	vs NE Illinois ^	W	4-1 (7)
3/7	at Virginia Military Inst.	W	22-3
3/9	at Virginia Military Inst.	W	8-5
3/9	at Virginia Military Inst.	W	12-3
3/14	vs Purdue \$	W	4-3
3/15	vs Butler \$	W	5-0
3/16	vs Siena \$	W	7-2
3/17	at Stetson	L	1-4
3/18	vs Illinois-Chicago \$	W	4-3 (7)
3/18	vs Illinois-Chicago \$	W	13-7 (7)
3/19	at Florida	L	8-11
3/20	at Jacksonville	L	4-18
3/20	vs Illinois Chicago \$	W	7-2
3/29	at Eastern Michigan #	L	8-18 (7)
3/29	at Eastern Michigan #	L	11-12 (7)
3/30	at Eastern Michigan #	L	7-8 (7)
4/1	Cleveland State	L	3-7
4/2	Youngstown State	W	8-3
4/5	Toledo #	W	3-0 (7)
4/5	Toledo #	W	4-1 (7)
4/6	Toledo #	W	14-4 (7)
4/6	Toledo #	W	9-0 (7)

4/8	at Cleveland State	L	12-15
4/9	Kent State #	L	1-9 (7)
4/9	Kent State # %	L	3-5 (7)
4/10	Duquesne	W	14-7
4/12	at Bowling Green #	W	18-3 (7)
4/12	at Bowling Green #	W	2-1 (8)
4/13	at Bowling Green #	L	2-6 (7)
4/13	at Bowling Green #	W	9-1 (7)
4/16	at Duquesne	L	9-10 (10)
4/19	Central Michigan # %	L	2-4 (9)
4/19	Central Michigan # %	W	5-4 (7)
4/20	Central Michigan #	L	1-2 (7)
4/20	Central Michigan #	L	1-3 (7)
4/23	at Kent State#	L	0-1 (7)
4/24	at Kent State#	L	2-5 (7)
4/26	Western Michigan #	W	4-1 (7)
4/26	Western Michigan #	W	10-0 (7)
4/27	Western Michigan #	W	6-2 (7)
4/27	Western Michigan #	W	10-4 (7)
4/28	Cleveland State %	W	10-7
4/30	Duquesne	W	7-3
4/30	at Youngstown State	W	7-3
5/1	Pittsburgh %	W	9-4
5/3	at Miami #	W	3-1 (9)
5/3	at Miami #	L	4-5 (7)
5/4	at Miami #	W	4-1 (7)
5/4	at Miami #	L	6-7 (9)
5/10	at Ohio #	L	5-9 (7)
5/10	at Ohio #	L	3-5 (7)
5/11	at Ohio #	L	2-16 (7)
5/11	at Ohio #	L	6-7 (8)

\$ Spring Trip - Florida

^ Western Kentucky Tournament

% at Canal Park

Mid-American Conference Game

1998

Record: 20-31 (10-18 MAC/10th)

Coach: Dave Fross

Date	Opponent	Result	Score
3/13	vs Long Island ^	L	8-15
3/13	vs Fordham ^	L	6-7 (10)
3/14	vs St. Joseph's ^	L	3-5
3/15	vs Fordham ^	L	5-11
3/16	vs Lehigh ^	L	3-7
3/17	at Jacksonville	L	2-13
3/18	at Jacksonville	W	6-4
3/20	vs Illinois-Chicago ^	L	0-3 (7)
3/20	at Stetson	L	7-8
3/21	at Stetson	W	5-1 (7)
3/21	at Stetson	L	6-8 (7)
3/24	at Duquesne	L	11-12 (12)
3/28	Northern Illinois #	W	13-1 (7)
3/28	Northern Illinois #	L	0-1 (7)
3/29	Ball State #	L	1-5 (7)
3/29	Ball State #	L	4-7 (7)
3/31	at Cleveland State	L	6-18
4/1	Youngstown State	W	4-3
4/2	Duquesne %	L	6-14
4/4	at Eastern Michigan #	W	5-2 (7)
4/4	at Eastern Michigan #	W	3-1 (7)
4/5	at Toledo #	W	13-10 (7)
4/6	at Toledo #	L	2-7 (7)
4/8	Western Michigan #	L	0-13 (7)
4/8	Western Michigan #	W	9-8 (7)
4/11	at Ohio #	L	5-7 (7)
4/11	at Ohio #	W	8-5 (7)
4/12	at Ohio #	L	2-8 (7)
4/12	at Ohio #	L	4-6 (7)
4/15	Duquesne	L	5-8
4/18	Marshall # %	L	6-10 (7)
4/18	Marshall # %	L	4-5 (7)
4/19	Marshall #	W	19-5 (7)
4/20	Cleveland State %	W	6-1
4/22	at Central Michigan #	L	2-4 (7)
4/22	at Central Michigan #	L	5-11 (7)
4/25	at Kent State#	L	4-6 (7)
4/25	at Kent State#	L	4-9 (7)
4/28	Cleveland State	W	10-8 (7)
4/28	Cleveland State	W	3-2 (7)
4/29	Canisius	W	2-1 (7)
4/29	Canisius	W	5-4 (7)
5/3	at Bowling Green #	L	2-5 (7)
5/3	at Bowling Green #	L	2-3 (7)
5/4	at Bowling Green #	W	1-0 (7)
5/6	Pittsburgh %	W	4-3 (7)
5/6	Pittsburgh %	W	8-7 (7)
5/9	Miami #	W	7-4 (7)
5/9	Miami #	W	8-6 (7)
5/10	Miami #	L	1-6 (7)
5/10	Miami #	L	7-11 (7)

^ Spring Trip - Florida

% Canal Park

Mid-American Conference Game

1999

Record: 20-36 (10-22 MAC/10th)

Coach: Dave Fross

Date	Opponent	Result	Score
3/5	vs. William & Mary %	L	2-11
3/6	vs. Eastern Kentucky %	W	21-3
3/6	at Winthrop %	L	9-10 (8)
3/7	vs. Eastern Kentucky %	L	4-8
3/18	at Stetson	L	9-10
3/19	vs. Fordham \$	W	12-0
3/20	vs. Fordham \$	W	1-411
3/20	vs. Illinois \$	W	12-7
3/21	vs. Illinois-Chicago \$	W	15-8
3/22	vs. Maryland-E. Shore \$	W	29-11 (8)
3/23	at Florida State	L	4-7
3/24	at Florida State	L	2-12
3/25	Butler ^#	L	3-8 (7)
3/26	Cleveland State ^#	L	3-11 (7)
3/27	Detroit ^#	W	11-4 (7)
3/27	Xavier ^#	W	1-0 (7)
3/28	Toledo ^#	L	7-17 (7)
3/31	at Cleveland State	L	7-12-9
4/1	at Youngstown State	L	6-7
4/3	at Northern Illinois *	L	0-2 (7)
4/3	at Northern Illinois *	W	8-0 (7)
4/4	at Ball State *	L	5-31 (7)
4/4	at Ball State *	L	7-14 (7)
4/6	at Duquesne	L	4-17
4/7	Duquesne #	L	5-8
4/8	Pittsburgh #	L	0-9
4/10	Eastern Michigan *	L	4-6 (8)
4/10	Eastern Michigan *	W	7-1 (7)
4/11	Toledo *	L	3-4 (7)
4/11	Toledo *	L	5-9 (9)
4/14	at Western Michigan *	L	1-13 (7)
4/14	at Western Michigan *	W	5-1 (7)
4/17	Ohio *	W	6-3 (7)
4/17	Ohio *	L	7-15 (7)
4/18	Ohio *	W	2-1 (7)
4/18	Ohio *	L	1-5 (7)
4/21	Dayton #	W	6-2
4/22	Pittsburgh #	W	5-4
4/24	at Marshall *	W	3-2 (7)
4/24	at Marshall *	W	6-4 (7)
4/25	at Marshall *	W	16-4 (7)
4/25	at Marshall *	W	16-6 (7)
4/28	Central Michigan *	L	6-14 (7)
4/28	Central Michigan *	L	2-4 (7)
5/1	Kent State *	W	7-2 (7)
5/1	Kent State *	L	2-8 (7)
5/2	at Kent State *	L	1-2 (7)
5/2	at Kent State *	L	0-6 (7)
5/8	Bowling Green *	L	4-5 (8)
5/8	Bowling Green *	L	4-8 (7)
5/9	Bowling Green *	L	0-1 (10)
5/9	Bowling Green *	L	1-12 (7)
5/15	at Miami *	L	3-4 (7)
5/15	at Miami *	L	1-5 (7)
5/16	at Miami *	L	0-4 (7)
5/16	at Miami *	L	5-6 (7)

* Mid-American Conference Game

\$ Spring Trip - Florida

% Winthrop Tournament

^ Akron Invitational

at Canal Park

YEAR-BY-YEAR RESULTS

2000				
Record: 26-30 (12-15 MAC/5th-E)				
Coach: Dave Fross				
Date	Opponent	Result	Score	
3/4	vs. Ohio State @	W	5-4	
3/5	vs. Central Michigan @	L	2-5	
3/6	vs. Duquesne @	L	0-17	
3/7	vs. South Alabama @	L	3-6	
3/8	vs. Duquesne @	L	8-9	
3/10	at Youngstown St. &	W	7-5 (10)	
3/12	vs. Wis.-Milwaukee \$	W	8-3 (7)	
3/12	at Eastern Kentucky \$	W	3-2 (7)	
3/17	vs. Notre Dame @	L	3-10	
3/20	at Jacksonville	W	13-10	
3/21	at Jacksonville	L	3-6	
3/22	vs. W. Va. Wesleyan	W	8-7	
3/22	at Bethune-Cookman	W	11-2	
3/23	at Bethune-Cookman	L	3-4 (10)	
3/24	W. Michigan %	L	3-5 (7)	
3/24	Cleveland St. %	L	5-15 (7)	
3/25	Duquesne %	L	1-5 (7)	
3/25	W. Michigan %	W	6-3 (7)	
3/26	Duquesne %	W	9-5	
3/29	Cleveland State #	L	3-13	
4/1	Ball State *	W	4-2 (7)	
4/1	Ball State *	L	2-9 (7)	
4/2	Northern Illinois *	L	2-5 (7)	
4/4	Youngstown State	W	8-7	
4/5	Duquesne !	L	3-13	
4/9	at Eastern Michigan *	W	11-3 (7)	
4/9	at Eastern Michigan *	W	9-4 (7)	
4/10	at Toledo *	W	14-5 (7)	
4/10	at Toledo *	L	2-6 (7)	
4/12	at Pittsburgh	L	5-7	
4/15	Miami *	L	1-3 (7)	
4/15	Miami *	W	7-6 (7)	
4/16	Miami *	W	4-3 (7)	
4/16	Miami *	L	3-19 (7)	
4/19	Niagara	W	6-5	
4/22	Kent State *	W	9-3 (7)	
4/22	Kent State *	L	0-9 (7)	
4/23	at Kent State *	L	4-7 (7)	
4/23	at Kent State *	L	0-4 (7)	
4/25	at Cleveland State ^	L	3-4	
4/25	Duquesne #	W	6-2 (7)	
4/27	Youngstown State #	L	9-11 (12)	
4/29	at Ohio *	L	5-9 (7)	
4/29	at Ohio *	W	7-5 (7)	
4/30	at Ohio *	W	7-5 (7)	
4/30	at Ohio *	L	7-15 (7)	
5/3	Cleveland State #	W	6-5	
5/6	Marshall *	L	4-5 (7)	
5/6	Marshall *	L	2-10 (7)	
5/7	Marshall *	L	1-6 (7)	
5/7	Marshall *	W	14-6 (7)	
5/12	Pittsburgh #	W	8-4	
5/13	at Bowling Green *	L	0-7 (7)	
5/13	at Bowling Green *	W	14-11 (7)	
5/14	at Bowling Green *	W	7-5 (7)	
5/14	at Bowling Green *	L	6-14 (7)	
@ North Florida				
\$ Eastern Kentucky				
% Akron Invitational				
& Cafaro Field				
# Canal Park				
! Three Rivers Stadium, Pittsburgh				
^ Jacobs Field, Cleveland				
* Mid-American Conference Games				

2001				
Record: 16-34 (9-18 MAC/6th-E)				
Coach: Tim Berenyi				
Date	Opponent	Result	Score	
2/23	vs. Xavier	L	5-10	
2/24	vs. Xavier	W	15-6	
3/2	vs. Stony Brook	W	14-3	
3/2	at Campbell	L	5-8	
3/3	vs. Stony Brook	L	3-7	
3/3	at Campbell	W	22-6	
3/9	at South Alabama	L	6-8	
3/10	at South Alabama	L	4-13	
3/11	at South Alabama	L	3-14	
3/20	at Florida State	L	2-8	
3/21	at Florida State	L	2-14	
3/24	at Toledo *	L	10-11	
3/25	at Toledo *	L	7-19	
3/28	Cleveland State	L	3-6	
3/30	at Central Michigan *	W	6-4 (10)	
3/31	at Central Michigan *	L	7-8	
4/1	at Central Michigan *	L	1-11 (7)	
4/1	at Central Michigan *	L	4-21	
4/4	at Duquesne	L	4-9	
4/5	Otterbein #	W	9-3	
4/8	Marshall *	L	2-5 (7)	
4/8	Marshall *	L	0-8	
4/10	Youngstown State #	L	6-10	

4/11	Duquesne	L	7-8
4/13	Ohio *	L	7-16
4/14	Ohio *	L	1-2 (7)
4/14	Ohio *	W	11-7
4/17	at West Virginia	L	5-6 (7)
4/18	Wooster	L	4-8
4/20	Kent State *	L	2-6
4/21	at Kent State *	L	4-8 (7)
4/21	at Kent State *	W	13-11
4/22	Kent State *	L	1-13
4/25	at Ohio State	W	9-8
4/26	at Youngstown State	L	9-13
4/27	Buffalo *	L	1-15
4/28	Buffalo *	W	21-3 (7)
4/28	Buffalo *	W	16-5
4/29	Buffalo *	W	9-8 (10)
5/1	at Pittsburgh	W	20-14
5/2	at Cleveland State %	L	4-7
5/4	at Miami *	L	8-18
5/5	at Miami *	L	4-7 (7)
5/5	at Miami *	L	13-18
5/6	at Miami *	L	9-27
5/9	Pittsburgh	W	3-2
5/11	Bowling Green *	L	3-6
5/12	Bowling Green *	W	14-13 (7)
5/12	Bowling Green *	W	8-5
5/13	Bowling Green *	W	9-7
# Canal Park			
% Jacobs Field, Cleveland			
* Mid-American Conference Game			

2002				
Record: 18-33 (8-19 MAC/5th-E)				
Coach: Tim Berenyi				
Date	Opponent	Result	Score	
2/22	at Tennessee Tech	L	0-8	
2/23	at Tennessee Tech	L	3-12	
2/24	at Tennessee Tech	L	17-19	
3/1	vs. West Virginia ^	L	1-12	
3/2	vs. Northern Illinois ^	L	2-12	
3/3	at Winthrop ^	W	10-6	
3/10	at Eastern Kentucky	W	9-3 (7)	
3/10	at Eastern Kentucky	W	13-10 (7)	
3/16	at UNC-Asheville	L	3-8 (7)	
3/16	at UNC-Asheville	L	7-12 (7)	
3/23	at Youngstown St.	L	1-5	
3/27	at Xavier	L	1-11 (7)	
3/27	at Xavier	W	11-4 (7)	
3/30	Toledo *	L	1-10	
3/31	Toledo *	W	3-1	
4/2	Youngstown State #	W	10-2 (7)	
4/3	at Pittsburgh	L	8-9	
4/5	Central Michigan *	L	3-14	
4/6	Central Michigan *	L	1-14 (7)	
4/6	Central Michigan *	W	5-1	
4/7	Central Michigan *	L	2-12	
4/10	at Canisius	W	9-6 (7)	
4/10	at Canisius	W	2-1 (8)	
4/13	at Marshall *	L	4-8	
4/13	at Marshall *	W	12-3	
4/16	Otterbein	W	8-0	
4/19	at Ohio *	W	13-6 (7)	
4/20	at Ohio *	L	6-10	
4/20	at Ohio *	W	12-7	
4/23	Cleveland State	L	0-2	
4/24	at Duquesne	W	12-11	
4/26	at Kent State *	L	0-9	
4/27	Kent State *	L	4-9	
4/27	Kent State *	L	5-11 (7)	
4/28	at Kent State *	L	6-7	
4/30	Duquesne	W	12-7	
5/4	at Buffalo *	L	2-6 (7)	
5/4	at Buffalo *	W	10-4	
5/5	at Buffalo *	L	4-5 (7)	
5/5	at Buffalo *	L	3-17	
5/8	Pittsburgh #	W	14-5	
5/10	Miami *	W	5-4	
5/11	Miami *	L	3-13 (7)	
5/11	Miami *	L	1-14	
5/12	Miami *	L	3-13	
5/14	at Louisville	L	1-3 (7)	
5/14	at Louisville	L	2-6 (7)	
5/17	at Bowling Green *	L	11-15	
5/18	at Bowling Green *	L	4-28 (7)	
5/18	at Bowling Green *	L	2-10	
5/19	at Bowling Green *	L	9-12	
* Mid-American Conference Game				
# at Canal Park				
^ at Winthrop University Tournament				

2003				
Record: 22-30 (12-15 MAC/4th-E)				
Coach: Tim Berenyi				
Date	Opponent	Result	Score	
3/8	vs. Indiana %	L	7-17 (7)	
3/8	vs. Indiana %	W	6-2 (7)	
3/9	vs. Indiana %	L	1-4 (7)	
3/9	vs. Indiana %	L	2-5 (8)	
3/12	at Xavier	L	4-7 (7)	
3/12	at Xavier	L	7-9 (7)	
3/14	at Murray State	L	1-3	
3/14	at Murray State	L	5-8 (7)	
3/15	at Murray State	L	4-5 (7)	
3/16	at Murray State	W	7-4	
3/22	at Youngstown State	L	2-9 (7)	
3/22	vs. Valparaiso ^	W	3-2 (7)	
3/23	vs. Valparaiso ^	W	9-5 (8)	
3/23	at Youngstown State	L	1-3 (7)	
3/25	Cleveland State	W	6-5 (11)	
3/28	Buffalo *	W	8-0	
3/29	Buffalo *	W	4-1 (7)	
3/29	Buffalo *	L	1-4	
3/30	Buffalo *	W	4-2	
4/1	Duquesne #	L	10-11 (12)	
4/2	Niagara	L	4-6 (7)	
4/2	Niagara	W	9-0 (7)	
4/5	at Western Michigan *	L	0-2 (7)	
4/5	at Western Michigan *	W	8-7	
4/6	at Western Michigan *	L	1-4 (7)	
4/6	at Western Michigan *	W	5-3	
4/8	Pittsburgh #	L	4-10	
4/9	Youngstown State	L	6-11	
4/12	Eastern Michigan *	W	9-2	
4/13	at Eastern Michigan *	L	4-8	
4/15	at Youngstown State	W	9-8 (10)	
4/18	Ohio *	W	7-1	
4/19	Ohio *	W	5-4 (7)	
4/19	Ohio *	L	6-7 (10)	
4/20	Ohio *	L	1-3	
4/22	at Duquesne	W	12-8	
4/25	Ball State *	W	7-5	
4/26	Ball State *	L	1-5 (7)	
4/26	Ball State *	W	9-8	
4/27	Ball State *	L	3-8	
4/29	at Cleveland State	W	5-0	
5/2	Kent State *	L	2-4	
5/3	at Kent State *	W	3-0 (7)	
5/3	at Kent State *	L	3-4	
5/4	Kent State* #	L	3-4 (10)	
5/9	at Marshall *	W	11-6	
5/10	at Marshall *	L	1-4 (7)	
5/11	at Marshall *	L	2-7 (7)	
5/16	at Miami *	L	4-11	
5/17	at Miami *	W	7-2 (7)	
5/18	at Miami *	L	3-8 (7)	
5/18	at Miami *	L	3-15	
# Canal Park (Akron, Ohio)				
^ played in Asheville, N.C.				
^ Cafaro Field (Niles, Ohio)				
* Mid-American Conference Game				

2004				
Record: 26-27 (11-12 MAC/4th-E)				
Coach: Tim Berenyi				
Date	Opponent	Result	Score	
2/19	at Winthrop	L	3-18	
2/20	at Winthrop %	W	3-2	
2/21	vs. Appalachian St. %	W	11-1	
2/22	vs. Stony Brook %	W	15-8	
3/6	at Austin Peay	L	0-1 (7)	
3/6	at Austin Peay	L	5-6	
3/7	at Austin Peay	L	0-2	
3/13	at Murray State	W	4-2 (7)	
3/13	at Murray State	L	3-6	
3/14	at Murray State	W	8-3	
3/19	at West Virginia	L	1-7	
3/20	at West Virginia	L	2-8 (7)	
3/20	at West Virginia	W	8-4 (7)	
3/24	at Xavier	W	7-3	
3/26	at George Mason	W	7-2	
3/27	at George Mason	L	4-22	
3/28	at George Mason	W	6-5	
4/3	at Buffalo *	W	6-5	
4/3	at Buffalo *	W	6-1	
4/6	Cleveland State #	W	6-1	
4/7	Youngstown State	W	6-4	
4/9	Ball State *	L	4-13	
4/10	Ball State *	L	3-6	
4/11	Ball State *	W	5-4	
4/14	Pittsburgh	L	0-11 (7)	
4/14	Pittsburgh	W	4-3 (7)	
4/16	Kent State *	W	3-1	
4/17	Kent State *	W	4-3	
4/18	Kent State *	L	3-4	
4/20	at Niagara	W	9-5 (7)	
4/20	at Niagara	L	0-1 (7)	

4/23	at Miami *	W	3-2
4/24	at Miami *	L	6-11
4/25	at Miami *	W	14-10



YEAR-BY-YEAR RESULTS

2006				
Record: 15-36 (8-18 MAC/4th-E)				
Coach: Pat Bangtson				
Date	Opponent	Result	Score	
2/17	at Arkansas State	W	7-2	
2/17	at Arkansas State	L	10-12 (7)	
2/24	at Morehead State	W	9-8	
2/24	at Morehead State	W	9-3 (7)	
2/25	at Morehead State	W	24-6	
3/3	at Eastern Kentucky	W	7-1	
3/4	at Eastern Kentucky	L	1-9	
3/5	at Eastern Kentucky	L	4-7	
3/10	at #5 Tennessee	L	2-3	
3/11	at #5 Tennessee	L	3-7	
3/12	at Murray State	L	5-6	
3/12	at Murray State	L	14-15 (8)	
3/13	at Murray State	L	3-11	
3/17	at Western Kentucky	L	4-5	
3/18	at Western Kentucky	L	7-12	
3/18	vs. Wis.-Milwaukee \$	L	12-20	
3/19	vs. Wis.-Milwaukee \$	L	9-15	
3/24	Ball State *	W	3-2	
3/25	Ball State *	L	5-11	
3/26	Ball State *	L	2-4	
3/31	at Northern Illinois *	L	2-4	
4/1	at Northern Illinois *	W	6-5	
4/2	at Northern Illinois *	L	3-8 (7)	
4/4	Youngstown State	L	3-6	
4/7	Western Michigan *	L	6-7	
4/8	Western Michigan *	L	3-6	
4/9	Western Michigan *	L	2-8	
4/12	at Cincinnati	L	9-11	
4/14	at Central Michigan *	L	2-9	
4/15	at Central Michigan *	L	6-7	
4/16	at Central Michigan *	L	5-9	
4/19	at Pittsburgh	L	6-10	
4/21	Bowling Green *	W	7-4	
4/22	Bowling Green *	L	1-9	
4/23	Bowling Green *	W	4-2	
4/26	at Youngstown State	W	8-4	
4/28	Buffalo *	W	7-5	
4/29	Buffalo *	L	6-7	
4/30	Buffalo *	W	9-8 (10)	
5/2	Malone College	L	12-13 (10)	
5/3	at Duquesne	L	6-7	
5/5	at Ohio *	W	14-4	
5/6	at Ohio *	L	2-5	
5/7	at Ohio *	L	4-10	
5/9	Pittsburgh %	W	15-11	
5/13	at Kent State *	L	1-5	
5/13	at Kent State *	W	8-6	
5/16	at West Virginia	L	6-10	
5/19	Miami (Ohio) *	L	1-2	
5/20	Miami (Ohio) *	L	2-5	
5/20	Miami (Ohio) *	L	0-3	

* Mid-American Conference Game
% at Canal Park
\$ at Western Kentucky

4/29	at Buffalo *	W	8-4
5/1	at Pittsburgh	L	4-5
5/2	at Ohio State	L	2-7
5/4	Ohio *	L	6-13
5/5	Ohio *	W	15-7
5/6	Ohio *	L	8-12
5/9	Duquesne	L	6-12
5/11	Kent State *	L	6-18
5/12	Kent State *	W	8-6
5/13	Kent State *	L	5-11
5/15	Youngstown State	W	8-3
5/17	at Miami *	W	2-1
5/18	at Miami *	L	4-5
5/19	at Miami *	L	0-13

^ - Service Academies Spring Classic, Millington, Tenn.
% - Spring Trip, Bradenton, Fla.
* - Mid-American Conference game
\$ - Diamond Classic for Kids, Canal Park, Akron, Ohio

2008				
Record: 25-24 (8-13 MAC/4th-E)				
Coach: Pat Bangtson				
Date	Opponent	Result	Score	
2/22	vs. West Virginia	W	5-1	
2/23	vs. West Virginia	L	3-11 (7)	
2/23	vs. West Virginia	L	1-2 (7)	
2/24	vs. West Virginia	W	3-2	
2/29	at UNC Asheville	L	0-5	
3/1	at UNC Asheville	W	11-6	
3/2	at UNC Asheville	L	1-4	
3/7	at Lamar	W	10-8	
3/8	vs. New York Tech	W	17-8	
3/8	at Lamar	L	7-10	
3/9	vs. Buffalo	W	3-0	
3/12	vs. Eastern Illinois	W	11-1	
3/13	vs. Eastern Kentucky	W	10-4	
3/14	vs. Illinois State	L	7-8	
3/14	vs. Bucknell	W	4-3	
3/16	vs. Illinois	L	11-15	
3/17	vs. Dartmouth	W	6-5	
3/25	Duquesne	L	5-6	
3/26	Youngstown State	W	4-6	
4/2	Malone College	W	4-3	
4/5	Eastern Michigan *	W	6-2	
4/5	Eastern Michigan *	L	4-5	
4/6	Eastern Michigan *	L	6-12	
4/9	Youngstown State	W	8-5	
4/11	Northern Illinois *	L	4-5	
4/12	Northern Illinois *	L	11-14	
4/13	Northern Illinois *	L	10-14	
4/15	at Penn State	W	5-3	
4/16	vs. Kent State \$	L	15-16	
4/18	Ohio *	W	7-6	
4/19	Ohio *	W	6-0	
4/20	Ohio *	W	10-3	
4/23	at Ohio State	L	7-8	
4/23	at Ohio State	W	7-3	
4/25	at Buffalo *	L	4-10	
4/26	at Buffalo *	L	8-11	
4/27	at Buffalo *	W	9-7	
4/29	Cleveland State	L	9-12	
5/3	Miami *	W	16-8	
5/3	Miami *	W	14-10	
5/4	Miami *	L	7-8	
5/7	Duquesne	W	9-7	
5/09	Kent State *	W	15-7	
5/10	Kent State *	L	2-11	
5/11	Kent State *	L	5-19	
5/13	at Pittsburgh	W	4-2	
5/15	Bowling Green *	L	9-15	
5/16	Bowling Green *	L	7-12(11)	
5/17	Bowling Green *	L	3-4	

% - Spring Trip, Bradenton, Fla.
* - Mid-American Conference game
\$ - Diamond Classic for Kids, Canal Park, Akron, Ohio

2009				
Record: 19-33 (12-15 MAC/5th-E)				
Coach: Pat Bangtson				
Date	Opponent	Result	Score	
2/20	vs. Marshall #	L	3-9	
2/20	at Wake Forest #	L	2-1	
2/21	at Wake Forest #	L	15-16	
2/22	at Old Dominion #	L	4-14	
2/27	at Jacksonville #	L	4-6	
2/28	vs. Wis.-Milwaukee %	L	7-9	
3/1	vs. #25 Michigan %	L	7-10	
3/4	vs. Lehigh ^	W	9-6	
3/4	vs. NC State ^	L	4-5 (18)	
3/5	vs. Villanova ^	L	4-12	
3/6	vs. St. Bonaventure ^	W	14-6	
3/7	vs. Penn State ^	L	4-10	

3/8	vs Pittsburgh ^	L	5-8
3/13	at #21 Illinois	L	1-10
3/14	at #21 Illinois	L	3-4
3/14	at #21 Illinois	L	9-13(7)
3/15	at #21 Illinois	L	2-11(7)
3/18	Youngstown State	W	18-10
3/20	at Ball State *	L	2-3
3/21	at Ball State *	W	10-8
3/22	at Ball State *	L	1-5
3/24	Pittsburgh	L	13-14
3/25	at Duquesne	W	6-2
3/27	Toledo *	L	6-11
3/28	Toledo *	W	13-4
3/28	Toledo *	L	1-2
3/31	at Pittsburgh	L	5-17
4/3	at Eastern Michigan *	L	4-6
4/4	at Eastern Michigan *	W	8-6
4/5	at Eastern Michigan *	L	3-5
4/10	Northern Illinois *	W	14-10
4/10	Northern Illinois *	W	14-11
4/12	Northern Illinois *	W	10-9
4/17	at Ohio University *	L	4-10
4/18	at Ohio University *	L	4-9
4/18	at Ohio University *	L	8-9(13)
4/21	Malone	W	7-4
4/22	Duquesne	W	11-2
4/24	Buffalo *	W	7-1
4/25	Buffalo *	W	4-1
4/26	Buffalo *	L	2-3
4/29	at Ohio State	L	3-7
5/1	Miami (Ohio) *	L	2-8
5/2	Miami (Ohio) *	L	2-3
5/3	Miami (Ohio) *	W	4-2
5/5	vs #26 Kent State &	W	12-5
5/8	at #26 Kent State *	W	8-4(11)
5/9	at #26 Kent State *	L	9-12
5/10	at #26 Kent State *	W	5-3
5/14	at Bowling Green *	L	9-14
5/15	at Bowling Green *	W	15-4
5/16	at Bowling Green *	L	9-17

* Mid-American Conference game
Wake Forest Invitational (Winston-Salem, N.C.)
% Jacksonville University Invitational (Jacksonville, Fla.)
^ Palm Beach Challenge (Lantana, Fla. - Santalucas Sports Complex)
& Diamond Classic For Kids (Canal Park, Akron, Ohio)

2010				
Record: 21-34 (3-24 MAC/6th-E)				
Coach: Pat Bangtson				
Date	Opponent	Result	Score	
2/19	vs #30 Minnesota #	L	0-6	
2/20	vs #30 Minnesota #	W	4-2	
2/21	vs #30 Minnesota #	L	0-1	
2/26	at New Mexico State	W	13-11	
2/27	at New Mexico State	L	3-8	
2/27	at New Mexico State	L	5-10	
2/28	at New Mexico State	L	5-17	
3/5	at UNC Wilmington ^	W	11-5	
3/6	vs Stony Brook ^	L	2-3	
3/6	at UNC Wilmington ^	W	5-4	
3/7	vs Stony Brook ^	W	7-0	
3/13	vs Yale %	W	14-4	
3/14	vs North Dakota State %	W	13-3	
3/15	vs Hartford %	W	12-8	
3/17	vs Eastern Illinois %	W	6-1	
3/18	vs Dartmouth %	W	25-10	
3/19	vs Illinois	L	6-7	
3/20	vs Indiana	L	3-10	
3/24	Duquesne	W	7-4	
3/26	at Western Michigan *	L	2-3	
3/27	at Western Michigan *	W	10-2	
3/27	at Western Michigan *	W	10-3	
3/30	Lake Erie	W	9-1	
4/2	Toledo *	L	1-5	
4/3	Toledo *	L	4-13	
4/4	Toledo *	L	6-9	
4/6	Pittsburgh	L	4-5	
4/9	at Central Michigan *	L	6-10	
4/10	at Central Michigan *	L	7-8 (10)	
4/11	at Central Michigan *	L	8-9	
4/14	at Youngstown State	W	11-5	
4/16	Eastern Michigan *	L	3-6	
4/17	Eastern Michigan *	L	10-12	
4/18	Eastern Michigan *	L	3-7	
4/21	at Ohio State	W	10-7	
4/23	at Miami *	L	5-6 (12)	
4/24	at Miami *	L	4-7	
4/25	at Miami *	L	5-16	
4/27	Malone	W	14-13 (11)	
4/28	Youngstown State	W	9-8	
4/30	Buffalo *	L	4-6	

5/1	Buffalo *	L	8-9 (10)
5/1	Buffalo *	W	7-6
5/4	Cleveland State	W	8-2
5/5	at #20 Pittsburgh	L	12-15
5/7	at Bowling Green *	L	9-13
5/9	at Bowling Green *	L	3-10
5/9	at Bowling Green *	L	4-6
5/14	Ohio *	L	1-6
5/15	Ohio *	L	3-5 (14)
5/16	Ohio *	L	10-13 (11)
5/18	at Cleveland State	W	5-4
5/20	vs Kent State *	L	2-9
5/21	vs Kent State *	L	6-13
5/22	vs Kent State *	L	7-20

* Mid-American Conference game
Hammond Stadium (Fort Myers, Fla.)
^ UNC Wilmington Tournament (Wilmington, N.C.)
% RussMatt Invitational (Winter Haven, Fla.)
& Diamond Classic For Kids (Canal Park, Akron, Ohio)

2011

Record: 16-37 (7-20 MAC/5th-E)

Coach: Pat Bangtson

Date	Opponent	Result	Score
2/18	vs Lamar#	W	2-1
2/18	at Mississippi St.	L	0-11
2/19	at Mississippi St.	L	1-10
2/20	vs. Lamar#	L	0-1
2/25	at Texas State	L	1-2
2/26	at Texas State	L	3-6
2/27	at Texas State	L	2-12
3/4	at Western Carolina^	L	8-9
3/4	vs Army^	W	4-1
3/11	vs Xavier%	L	0-7
3/12	vs Michigan State%	L	1-5
3/13	vs Indiana%	L	1-4
3/14	vs Butler%	L	3-4
3/16	vs North Dakota St. %	W	1-0
3/17	vs Dartmouth%	L	2-19
3/18	vs Bradley%	L	5-7
3/19	vs Chicago State%	L	1-4
3/22	at Pittsburgh	W	4-3
3/25	Western Michigan*	L	0-9
3/26	Western Michigan*	L	0-2
3/27	Western Michigan*	L	0-7
3/29	Malone	W	10-9
4/1	at Toledo*	L	0-1 (13)
4/2	at Toledo*	L	2-5
4/2	at Toledo*	L	4-6
4/5	Youngstown State	W	5-0
4/9	Central Michigan*	L	2-3
4/9	Central Michigan*	L	7-8
4/10	Central Michigan*	L	0-10
4/13	at Ohio State	L	0-5
4/13	at Ohio State	L	1-8
4/15	at Eastern Michigan*	W	5-2
4/16	at Eastern Michigan*	W	14-7
4/17	at Eastern Michigan*	L	4-11
4/20	at Malone	W	9-3
4/22	Miami*	L	4-5 (10)
4/23	Miami*	L	3-4
4/23	Miami*	L	0-1
4/30	at Buffalo*	L	1-2
4/30	at Buffalo*	W	6-0
5/1	at Buffalo*	W	8-3
5/4	Pittsburgh	L	0-6
5/6	Bowling Green*@	W	5-6
5/7	Bowling Green*@	W	7-6
5/8	Bowling Green*@	L	1-5
5/10	West Virginia	W	3-2 (11)
5/13	at Ohio*	W	13-3
5/14	at Ohio*	L	3-7
5/15	at Ohio*	L	0-1
5/18	at Youngstown State	W	9-2
5/19	at Kent State!	L	3-4
5/18	at Kent State*	L	5-6 (12)
5/20	at Kent State*	W	13-3