



International Herald Tribune
THE GLOBAL EDITION OF THE NEW YORK TIMES

Paris, April 3th

« World Leaders » Opinion Barometer Wave 3 – March 2009

A **Harris Interactive** exclusive poll, in partnership with leading international news channel France 24 and the International Herald Tribune

The third edition of the international « World Leaders » barometer, conducted by market research agency **Harris Interactive** exclusively for **FRANCE 24** and the *International Herald Tribune*, shows a **sharp drop in popularity of Pope Benedict XVI**, a **global decrease in influence** of world leaders, and the continued support from large majorities for Barack Obama.

If the decrease in popularity of Pope Benedict XVI can be rationalized by the reinstatement of fundamentalist bishops¹, the popularity but particularly the worldwide influence of the leaders seem to be weakened in the current context of economic crisis.

At a time of palpable public anxiety, only Barack Obama seems to generate confidence and because of this retains his number one position in the ranking (popularity and influence).

The survey also demonstrates waning popularity and influence of some other world leaders, most notably Nicolas Sarkozy whose significant drop in popularity in his native France makes him the second least popular leader behind only Gordon Brown.

In summary and combining the 2 measures of popularity and influence, the top 3 remain static:

1. **Barack OBAMA**
2. The DALAI LAMA
3. Angela MERKEL

The next edition (May 2009) will allow us to measure the ongoing impact of the economic crisis on the popularity and influence of world leaders. May's results will also demonstrate any further damage to Pope Benedict XVI popularity post his recent controversial airing of opinion on the African AIDS epidemic

Results to be released on April, 7th, 2009, on FRANCE 24 and in the *International Herald Tribune*.

Methodology

The latest poll was conducted online by Harris Interactive, in partnership with FRANCE 24 and The International Herald Tribune, among a total of 6,538 adults (aged 16-64) within France, Germany, Great Britain, Spain and the United-States; and adults (aged 18-64) in Italy, from 25th February to 3rd March 2009. The data were weighted, where necessary, by age, gender, education, region and Internet usage to make it representative of the general population profile for each country. Propensity score weighting was applied to adjust for respondents' propensity to be online.

Please note that any communication of these results has to be made with technical elements such as: survey methodology, fieldwork dates, name of the agency, sample size.

1. Note: This poll was conducted *before* the Pope publically spoke about the AIDS epidemic.

WORLDWIDE LEADERS' POPULARITY

The current economic situation seems to be having a palpable negative impact on world leaders' popularity. While almost all worldwide leaders show a decrease in popularity versus January 2009, Barack Obama maintains an enviable level (80%), followed by the Dalai Lama who reaches 74% in popularity.

Pope Benedict XVI sees the most significant decrease: this drop is almost certainly related to the controversy of the past few months (In particular the reinstatement of the fundamentalist bishops and the revisionist bishop in the Church) as it became the subject of worldwide debate and resentment. This decrease in popularity is particularly evident amongst German and French nationals (respectively -18% and -13% compared to January 2009).

The next edition of this barometer will allow further measures of Pope Benedict XVI potentially diminishing popularity and will establish the impact of his recent trip to Africa, most notably his commentary surrounding the AIDS epidemic and the efficacy of condoms in its prevention.

In summary and combining the 2 measures of popularity and influence, the top 3 remains static with Barack Obama in first position, followed by the Dalai Lama then Angela Merkel.

For each of the following people, please indicate whether you have a very good, somewhat good, somewhat poor or a very poor opinion of that person.
Base : All respondents

Rank			Popularity opinion Very good + Somewhat good opinion	French		German		British		Italian		Spanish		American		Avge for 6 countries	
Nov'08	Jan'09	Mar'09	Unweighted Base														
**	1	1	Barack Obama (USA)	86%	-2%	85%	+1%	72%	+2%	86%	-1%	84%	+2%	68%	-3%	80%	0%
1	2	2	The Dalai Lama	78%	-8%	76%	-7%	64%	+2%	84%	+1%	78%	-5%	62%	-4%	74%	-3%
2	3	3	Angela Merkel (Germany)	66%	-4%	59%	-4%	26%	+2%	69%	-2%	62%	-1%	25%	-2%	51%	-2%
3	4	4	Tony Blair (Great Britain)	51%	-8%	46%	-3%	30%	-2%	60%	-1%	37%	-9%	65%	-4%	48%	-5%
5	6	5	Nicolas Sarkozy (France)	30%	-9%	39%	-3%	30%	-1%	59%	-4%	53%	-9%	27%	-2%	40%	-4%
4	5	6	Pope Benedict XVI	24%	-13%	42%	-18%	33%	-5%	49%	-6%	31%	-8%	56%	-10%	39%	-10%
7	8	7	Gordon Brown (Great Britain)	35%	-5%	28%	-1%	30%	-2%	49%	+6%	35%	-1%	37%	+2%	36%	0%
6	7	8	José Luis Rodríguez Zapatero (Spain)	50%	-8%	27%	0%	13%	-2%	59%	-2%	48%	-4%	15%	-4%	35%	-4%
9	9	9	Ban Ki-moon (United Nations)	36%	-6%	37%	-3%	29%	+1%	43%	+3%	34%	-5%	17%	-1%	33%	-2%
8	10	10	José Manuel Barroso (European Union)	35%	-4%	35%	-5%	11%	-2%	48%	+2%	39%	-7%	13%	0%	30%	-3%
10	11	11	Luiz Inácio Lula da Silva (Brazil)	33%	-6%	13%	-1%	7%	-1%	31%	-4%	49%	-2%	14%	0%	25%	-2%
11	12	12	Silvio Berlusconi (Italy)	7%	+1%	12%	-1%	13%	+2%	38%	-1%	16%	-4%	16%	-3%	17%	-1%
13	13	13	Fidel Castro (Cuba)	11%	-3%	17%	-2%	19%	+1%	29%	0%	12%	-3%	9%	-1%	16%	-2%
12	15	14	Vladimir Putin (Russia)	9%	+1%	21%	0%	13%	+2%	24%	-3%	12%	-3%	15%	-4%	16%	-1%
14	14	15	Hugo Chávez (Venezuela)	27%	-8%	12%	+1%	11%	0%	18%	-5%	10%	-1%	8%	-5%	14%	-3%
16	16	16	Dmitri Medvedev (Russia)	8%	0%	12%	+1%	6%	0%	14%	-1%	11%	-1%	9%	-2%	10%	-1%
17	17	17	Hu Jintao (China)	6%	+2%	7%	0%	11%	+3%	12%	+1%	10%	-6%	9%	-1%	9%	0%
18	18	18	Bashar al-Assad (Syria)	5%	-2%	8%	+1%	6%	+1%	13%	+1%	8%	-5%	6%	-1%	8%	-1%
19	19	19	Mahmoud Ahmadinejad (Iran)	4%	+1%	6%	+1%	6%	0%	8%	0%	7%	-2%	5%	-2%	6%	0%

** : Barack Obama has been added to replace George W. Bush in January 2009

*** : Evolution compared to previous wave (Jan 2009)







Result detailed in appendix 1.

The average is the arithmetical average of the 6 countries surveyed. Therefore, this average is not a survey result itself.

NICOLAS SARKOZY AND GORDON BROWN IN TROUBLE IN THEIR RESPECTIVE COUNTRY

There are striking disparities when focusing on world leader popularity within respective country of residence:

Nicolas Sarkozy and Gordon Brown only garner 30% in positive opinion in their own country, whereas Barack Obama (68%), Angela Merkel (59%), José Luis Zapatero (48%) are markedly better perceived by their fellow citizens.

Barack Obama (USA)	68%	
Angela Merkel (Germany)	59%	
José Luis Rodríguez Zapatero (Spain)	48%	
Silvio Berlusconi (Italy)	38%	
Gordon Brown (Great Britain)	30%	
Nicolas Sarkozy (France)	30%	

The average is the arithmetical average of the 6 countries surveyed. Therefore, this average is not a survey result itself.

WORLDWIDE LEADERS' INFLUENCE

Equally, the perceived influence of world leaders to positively influence events such as the current economic downturn is also reduced.

Judging by the decrease of each leader and in particular Nicolas Sarkozy who registers a spectacular drop (-13% compared to January 2009), the French, it would seem, are the least optimistic.

Barack Obama retains his position as most influential leader at a worldwide level, significantly ahead of his peers.

While losing 4 points compared to January 2009, Vladimir Putin still manages to retain second place as most influential at a worldwide level.

Angela Merkel and Nicolas Sarkozy share third place of most influential leader (this positions was occupied by Nicolas Sarkozy in January 2009 but had already been filled by Angela Merkel in November 2008).

For each of the following international personalities, how much influence do you think they have at an international level?

Base : All respondents

Rank			Influence perception A great deal of influence + Some influence	French		German		British		Italian		Spanish		American		Avge for 6 countries	
Nov'08	Jan'09	Mar'09	Unweighted Base														
**	1	1	Barack Obama (USA)	84%	-4%	86%	+1%	75%	+1%	87%	+1%	85%	+2%	82%	+3%	83%	0%
2	2	2	Vladimir Putin (Russia)	65%	-11%	75%	-2%	53%	-2%	74%	-4%	68%	-4%	55%	-2%	65%	-4%
3	4	3	Angela Merkel (Germany)	67%	-5%	70%	-3%	39%	+1%	70%	0%	75%	+2%	33%	+1%	59%	-1%
4	3	4	Nicolas Sarkozy (France)	58%	-13%	65%	0%	44%	0%	74%	-1%	76%	-4%	36%	-1%	59%	-3%
5	6	5	Gordon Brown (Great Britain)	46%	-6%	44%	+1%	52%	+2%	63%	+3%	60%	-2%	45%	-1%	52%	0%
9	5	6	Pope Benedict XVI	30%	-10%	41%	-5%	40%	-1%	72%	+3%	61%	-1%	62%	-4%	51%	-3%
6	8	7	Hu Jintao (China)	51%	-5%	45%	0%	42%	+6%	55%	+2%	50%	0%	41%	+1%	47%	0%
7	7	8	Tony Blair (Great Britain)	38%	-6%	45%	+1%	28%	-2%	51%	-3%	58%	-1%	54%	-2%	46%	-2%
8	9	9	José Manuel Barroso (European Union)	41%	-9%	43%	-6%	33%	+1%	54%	-2%	48%	-3%	30%	+2%	42%	-2%
10	11	10	Ban Ki-moon (United Nations)	40%	-3%	36%	-3%	41%	0%	49%	-1%	45%	-2%	35%	+1%	41%	-1%
13	10	11	The Dalai Lama	34%	-12%	31%	-6%	32%	0%	52%	0%	44%	-5%	41%	+2%	39%	-4%
11	12	12	Dmitri Medvedev (Russia)	39%	-1%	48%	-2%	27%	-4%	38%	-6%	41%	+1%	35%	-2%	38%	-2%
12	13	13	Silvio Berlusconi (Italy)	29%	+1%	38%	0%	26%	+4%	51%	+1%	52%	-1%	22%	+2%	36%	+1%
15	14	14	Mahmoud Ahmadinejad (Iran)	29%	-4%	28%	+2%	27%	+2%	47%	+1%	33%	-3%	37%	0%	34%	0%
14	15	15	José Luis Rodríguez Zapatero (Spain)	34%	-5%	24%	+3%	20%	+2%	55%	-4%	39%	+1%	20%	0%	32%	-1%
16	16	16	Hugo Chávez (Venezuela)	29%	-5%	14%	+1%	15%	0%	26%	-5%	36%	-1%	35%	0%	26%	-2%
17	17	17	Fidel Castro (Cuba)	16%	-4%	16%	-3%	18%	-1%	31%	-2%	28%	0%	29%	+1%	23%	-2%
18	18	18	Luiz Inácio Lula da Silva (Brazil)	22%	-3%	14%	+1%	12%	+2%	28%	+1%	37%	-1%	21%	+3%	22%	0%
19	19	19	Bashar al-Assad (Syria)	20%	-7%	15%	+2%	17%	+2%	26%	-3%	23%	+1%	22%	+1%	21%	0%

** : Barack Obama has been added to replace George W. Bush in January 2009

*** : Evolution compared to previous wave (Jan 2009)

Result detailed in appendix 2.

The average is the arithmetical average of the 6 countries surveyed. Therefore, this average is not a survey result itself.

POPULARITY – INFLUENCE SYNTHESIS

To re-cap, the “popularity/influence index” combines these 2 measures and gives us the ability to draw a ranking based on these 2 combined criteria.

This index shows once more that Barack Obama’s position as most popular and influential at a worldwide level is indisputable.

Despite the worsening economic crisis the American President, who was credited with an index of 82% (in January 2009), keeps this impressive result 3 months after his inauguration.

In spite of a respective 4% and 2% decrease, the Dalai Lama and Angela Merkel keep their position of second and third worldwide leaders and remain far ahead of Nicolas Sarkozy and Tony Blair. The drop in popularity of the Pope Benedict XVI places him further away from the top of the ranking.

For each of the following people, please indicate whether you have a very good, somewhat good, somewhat poor or a very poor opinion of that person.

For each of the following international personalities, how much **influence do you think they have at an international level?**

Base : All respondents

Rank			Popularity- Influence Average 6 countries	Popularity (Very + Somewhat good opinion)		Influence (A great deal of + Some influence)		Popularity / influence* average index	
Nov'08	Jan'09	Mar'09	Unweighted Base	6,538		6,538		6,538	
**	1	1	Barack Obama (USA)	80%	0%	83%	0%	82%	0%
	2	2	The Dalai Lama	74%	-3%	39%	-4%	56%	-4%
	3	3	Angela Merkel (Germany)	51%	-2%	59%	-1%	55%	-2%
	3	4	Nicolas Sarkozy (France)	40%	-4%	59%	-3%	49%	-4%
	4	5	Tony Blair (Great Britain)	48%	-5%	46%	-2%	47%	-4%
	6	5	Pope Benedict XVI	39%	-10%	51%	-3%	45%	-7%
	5	7	Gordon Brown (Great Britain)	36%	0%	52%	0%	44%	0%
	9	8	Vladimir Putin (Russia)	16%	-1%	65%	-4%	40%	-3%
	10	9	Ban Ki-moon (United Nations)	33%	-2%	41%	-1%	37%	-2%
	8	10	José Manuel Barroso (European Union)	30%	-3%	42%	-2%	36%	-3%
	11	11	José Luis Rodríguez Zapatero (Spain)	35%	-4%	32%	-1%	34%	-2%
	12	12	Hu Jintao (China)	9%	0%	47%	0%	28%	0%
	13	13	Silvio Berlusconi (Italy)	17%	-1%	36%	+1%	27%	0%
	14	14	Dmitri Medvedev (Russia)	10%	-1%	38%	-2%	24%	-2%
	15	15	Luiz Inácio Lula da Silva (Brazil)	25%	-2%	22%	0%	23%	-2%
	16	16	Hugo Chávez (Venezuela)	14%	-3%	26%	-2%	20%	-3%
	17	17	Mahmoud Ahmadinejad (Iran)	6%	0%	34%	0%	20%	0%
	18	17	Fidel Castro (Cuba)	16%	-2%	23%	-2%	20%	-2%
	19	19	Bashar al-Assad (Syria)	8%	-1%	21%	0%	14%	-1%
<i>Leaders average</i>				31%		43%		37%	

** : Barack Obama has been added to replace George W. Bush in January 2009

*** : Evolution compared to previous wave (Jan 2009)

The average is the arithmetical average of the 6 countries surveyed. Therefore, this average is not a survey result itself.

APPENDIX 1: POPULARITY – INFLUENCE SYNTHESIS DETAILED PER COUNTRY

Rank			France	Popularity (Very + Somewhat good opinion)		Influence (A great deal of + Some influence)		Popularity / influence" average index	
Nov'08	Jan'09	Mar'09	Unweighted Base	1,067	***	1,067	***	1,067	***
**	1	1	Barack Obama (USA)	86%	-2%	84%	-4%	85%	-3%
1	2	2	Angela Merkel (Germany)	66%	-4%	67%	-5%	67%	-4%
2	3	3	The Dalai Lama	78%	-8%	34%	-12%	56%	-10%
5	5	4	Tony Blair (Great Britain)	51%	-8%	38%	-6%	45%	-7%
3	4	5	Nicolas Sarkozy (France)	30%	-9%	58%	-13%	44%	-11%
4	6	6	José Luis Rodríguez Zapatero (Spain)	50%	-8%	34%	-5%	42%	-7%
6	7	7	Gordon Brown (Great Britain)	35%	-5%	46%	-6%	41%	-5%
8	9	8	Ban Ki-moon (United Nations)	36%	-6%	40%	-3%	38%	-5%
7	8	9	José Manuel Barroso (European Union)	35%	-4%	41%	-9%	38%	-7%
9	10	10	Vladimir Putin (Russia)	9%	+1%	65%	-11%	37%	-5%
12	14	11	Hu Jintao (China)	6%	+2%	51%	-5%	29%	-1%
13	12	12	Hugo Chávez (Venezuela)	27%	-8%	29%	-5%	28%	-7%
14	13	13	Luiz Inácio Lula da Silva (Brazil)	33%	-6%	22%	-3%	28%	-4%
11	11	14	Pope Benedict XVI	24%	-13%	30%	-10%	27%	-12%
15	15	15	Dmitri Medvedev (Russia)	8%	0%	39%	-1%	24%	0%
16	17	16	Silvio Berlusconi (Italy)	7%	+1%	29%	+1%	18%	+1%
17	16	17	Mahmoud Ahmadinejad (Iran)	4%	+1%	29%	-4%	17%	-1%
19	19	18	Fidel Castro (Cuba)	11%	-3%	16%	-4%	14%	-3%
18	18	19	Bashar al-Assad (Syria)	5%	-2%	20%	-7%	13%	-4%
<i>Leaders average</i>				32%		41%		36%	

** : Barack Obama has been added to replace George W. Bush in January 2009


*** : Evolution par rapport à la vague de Janv2009

Rank			Germany	Popularity (Very + Somewhat good opinion)		Influence (A great deal of + Some influence)		Popularity / influence" average index	
Nov'08	Jan'09	Mar'09	Unweighted Base	1,060	***	1,060	***	1,060	***
**	1	1	Barack Obama (USA)	85%	+1%	86%	+1%	86%	+1%
1	2	2	Angela Merkel (Germany)	59%	-4%	70%	-3%	65%	-3%
2	3	3	The Dalai Lama	76%	-7%	31%	-6%	54%	-6%
3	4	4	Nicolas Sarkozy (France)	39%	-3%	65%	0%	52%	-2%
7	6	5	Vladimir Putin (Russia)	21%	0%	75%	-2%	48%	-1%
5	7	6	Tony Blair (Great Britain)	46%	-3%	45%	+1%	46%	-1%
4	5	7	Pope Benedict XVI	42%	-18%	41%	-5%	42%	-11%
6	8	8	José Manuel Barroso (European Union)	35%	-5%	43%	-6%	39%	-6%
8	9	9	Ban Ki-moon (United Nations)	37%	-3%	36%	-3%	37%	-3%
10	10	10	Gordon Brown (Great Britain)	28%	-1%	44%	+1%	36%	0%
11	11	11	Dmitri Medvedev (Russia)	12%	+1%	48%	-2%	30%	-1%
13	12	12	Hu Jintao (China)	7%	0%	45%	0%	26%	0%
12	14	13	José Luis Rodríguez Zapatero (Spain)	27%	0%	24%	+3%	26%	+2%
14	13	14	Silvio Berlusconi (Italy)	12%	-1%	38%	0%	25%	-1%
16	16	15	Mahmoud Ahmadinejad (Iran)	6%	+1%	28%	+2%	17%	+1%
15	15	16	Fidel Castro (Cuba)	17%	-2%	16%	-3%	17%	-2%
17	17	17	Luiz Inácio Lula da Silva (Brazil)	13%	-1%	14%	+1%	14%	0%
18	18	18	Hugo Chávez (Venezuela)	12%	+1%	14%	+1%	13%	+1%
19	19	19	Bashar al-Assad (Syria)	8%	+1%	15%	+2%	12%	+2%
<i>Leaders average</i>				31%		41%		36%	

** : Barack Obama has been added to replace George W. Bush in January 2009


*** : Evolution par rapport à la vague de Janv2009

The average is the arithmetical average of the 6 countries surveyed. Therefore, this average is not a survey result itself.

Rank			Great Britain		Popularity (Very + Somewhat good opinion)		Influence (A great deal of + Some influence)		Popularity / influence" average index	
Nov'08	Jan'09	Mar'09	Unweighted Base		1,226	***	1,226	***	1,226	***
**	1	1	Barack Obama (USA)		72%	+2%	75%	+1%	74%	+2%
	2	2	The Dalai Lama		64%	+2%	32%	0%	48%	+1%
1	3	3	Gordon Brown (Great Britain)		30%	-2%	52%	+2%	41%	0%
4	4	4	Pope Benedict XVI		33%	-5%	40%	-1%	37%	-3%
6	5	5	Nicolas Sarkozy (France)		30%	-1%	44%	0%	37%	-1%
7	6	6	Ban Ki-moon (United Nations)		29%	+1%	41%	0%	35%	0%
9	7	7	Vladimir Putin (Russia)		13%	+2%	53%	-2%	33%	0%
8	9	8	Angela Merkel (Germany)		26%	+2%	39%	+1%	33%	+2%
5	8	9	Tony Blair (Great Britain)		30%	-2%	28%	-2%	29%	-2%
11	11	10	Hu Jintao (China)		11%	+3%	42%	+6%	27%	+5%
10	10	11	José Manuel Barroso (European Union)		11%	-2%	33%	+1%	22%	-1%
13	14	12	Silvio Berlusconi (Italy)		13%	+2%	26%	+4%	20%	+3%
14	13	13	Fidel Castro (Cuba)		19%	+1%	18%	-1%	19%	0%
12	12	14	Dmitri Medvedev (Russia)		6%	0%	27%	-4%	17%	-2%
15	15	15	José Luis Rodríguez Zapatero (Spain)		13%	-2%	20%	+2%	17%	0%
16	16	16	Mahmoud Ahmadinejad (Iran)		6%	0%	27%	+2%	17%	+1%
18	17	17	Hugo Chávez (Venezuela)		11%	0%	15%	0%	13%	0%
17	18	18	Bashar al-Assad (Syria)		6%	+1%	17%	+2%	12%	+2%
19	19	19	Luiz Inácio Lula da Silva (Brazil)		7%	-1%	12%	+2%	10%	+1%
Leaders average					23%		34%		28%	

** : Barack Obama has been added to replace George W. Bush in January 2009


*** : Evolution par rapport à la vague de Janv2009

Rank			Italy		Popularity (Very + Somewhat good opinion)		Influence (A great deal of + Some influence)		Popularity / influence" average index	
Nov'08	Jan'09	Mar'09	Unweighted Base		1,030	***	1,030	***	1,030	***
**	1	1	Barack Obama (USA)		86%	-1%	87%	+1%	87%	0%
1	2	2	Angela Merkel (Germany)		69%	-2%	70%	0%	70%	-1%
2	4	3	The Dalai Lama		84%	+1%	52%	0%	68%	0%
3	3	4	Nicolas Sarkozy (France)		59%	-4%	74%	-1%	67%	-2%
5	5	5	Pope Benedict XVI		49%	-6%	72%	+3%	61%	-1%
6	6	6	José Luis Rodríguez Zapatero (Spain)		59%	-2%	55%	-4%	57%	-3%
8	9	7	Gordon Brown (Great Britain)		49%	+6%	63%	+3%	56%	+4%
4	7	8	Tony Blair (Great Britain)		60%	-1%	51%	-3%	56%	-2%
7	10	9	José Manuel Barroso (European Union)		48%	+2%	54%	-2%	51%	0%
9	8	10	Vladimir Putin (Russia)		24%	-3%	74%	-4%	49%	-4%
12	11	11	Ban Ki-moon (United Nations)		43%	+3%	49%	-1%	46%	+1%
10	12	12	Silvio Berlusconi (Italy)		38%	-1%	51%	+1%	45%	0%
13	13	13	Hu Jintao (China)		12%	+1%	55%	+2%	34%	+2%
16	15	14	Fidel Castro (Cuba)		29%	0%	31%	-2%	30%	-1%
14	14	15	Luiz Inácio Lula da Silva (Brazil)		31%	-4%	28%	+1%	30%	-1%
17	17	16	Mahmoud Ahmadinejad (Iran)		8%	0%	47%	+1%	28%	+1%
15	16	17	Dmitri Medvedev (Russia)		14%	-1%	38%	-6%	26%	-4%
18	18	18	Hugo Chávez (Venezuela)		18%	-5%	26%	-5%	22%	-5%
19	19	19	Bashar al-Assad (Syria)		13%	+1%	26%	-3%	20%	-1%
Leaders average					42%		53%		47%	

** : Barack Obama has been added to replace George W. Bush in January 2009


*** : Evolution par rapport à la vague de Janv2009

The average is the arithmetical average of the 6 countries surveyed. Therefore, this average is not a survey result itself.

Rank			Spain		Popularity (Very + Somewhat good opinion)		Influence (A great deal of + Some influence)		Popularity / influence" average index	
Nov'08	Jan'09	Mar'09	Unweighted Base		1,098	***	1,098	***	1,098	***
**	1	1	Barack Obama (USA)		84%	+2%	85%	+2%	85%	+2%
1	3	2	Angela Merkel (Germany)		62%	-1%	75%	+2%	69%	+1%
2	2	3	Nicolas Sarkozy (France)		53%	-9%	76%	-4%	65%	-6%
3	4	4	The Dalai Lama		78%	-5%	44%	-5%	61%	-5%
4	7	5	Gordon Brown (Great Britain)		35%	-1%	60%	-2%	48%	-1%
6	5	6	Tony Blair (Great Britain)		37%	-9%	58%	-1%	48%	-5%
9	6	7	Pope Benedict XVI		31%	-8%	61%	-1%	46%	-5%
8	9	8	José Luis Rodríguez Zapatero (Spain)		48%	-4%	39%	+1%	44%	-1%
5	8	9	José Manuel Barroso (European Union)		39%	-7%	48%	-3%	44%	-5%
10	10	10	Luiz Inácio Lula da Silva (Brazil)		49%	-2%	37%	-1%	43%	-2%
12	11	11	Vladimir Putin (Russia)		12%	-3%	68%	-4%	40%	-4%
7	12	12	Ban Ki-moon (United Nations)		34%	-5%	45%	-2%	40%	-3%
13	13	13	Silvio Berlusconi (Italy)		16%	-4%	52%	-1%	34%	-3%
14	14	14	Hu Jintao (China)		10%	-6%	50%	0%	30%	-3%
15	15	15	Dmitri Medvedev (Russia)		11%	-1%	41%	+1%	26%	0%
16	16	16	Hugo Chávez (Venezuela)		10%	-1%	36%	-1%	23%	-1%
18	18	17	Fidel Castro (Cuba)		12%	-3%	28%	0%	20%	-2%
17	17	18	Mahmoud Ahmadinejad (Iran)		7%	-2%	33%	-3%	20%	-3%
19	19	19	Bashar al-Assad (Syria)		8%	-5%	23%	+1%	16%	-2%
<i>Leaders average</i>					33%		50%		42%	

** : Barack Obama has been added to replace George W. Bush in January 2009

*** : Evolution par rapport à la vague de Janv2009

Rank			United States		Popularity (Very + Somewhat good opinion)		Influence (A great deal of + Some influence)		Popularity / influence" average index	
Nov'08	Jan'09	Mar'09	Unweighted Base		1,057	***	1,057	***	1,057	***
**	1	1	Barack Obama (USA)		68%	-3%	82%	+3%	75%	0%
1	3	2	Tony Blair (Great Britain)		65%	-4%	54%	-2%	60%	-3%
2	2	3	Pope Benedict XVI		56%	-10%	62%	-4%	59%	-7%
4	4	4	The Dalai Lama		62%	-4%	41%	+2%	52%	-1%
5	5	5	Gordon Brown (Great Britain)		37%	+2%	45%	-1%	41%	0%
7	6	6	Vladimir Putin (Russia)		15%	-4%	55%	-2%	35%	-3%
6	7	7	Nicolas Sarkozy (France)		27%	-2%	36%	-1%	32%	-1%
8	8	8	Angela Merkel (Germany)		25%	-2%	33%	+1%	29%	-1%
11	9	9	Ban Ki-moon (United Nations)		17%	-1%	35%	+1%	26%	0%
9	10	10	Hu Jintao (China)		9%	-1%	41%	+1%	25%	0%
12	11	11	Dmitri Medvedev (Russia)		9%	-2%	35%	-2%	22%	-2%
16	12	12	Hugo Chávez (Venezuela)		8%	-5%	35%	0%	22%	-2%
10	14	13	José Manuel Barroso (European Union)		13%	0%	30%	+2%	22%	+1%
14	13	14	Mahmoud Ahmadinejad (Iran)		5%	-2%	37%	0%	21%	-1%
18	17	15	Fidel Castro (Cuba)		9%	-1%	29%	+1%	19%	0%
15	16	16	Silvio Berlusconi (Italy)		16%	-3%	22%	+2%	19%	-1%
17	18	17	Luiz Inácio Lula da Silva (Brazil)		14%	0%	21%	+3%	18%	+2%
13	15	18	José Luis Rodríguez Zapatero (Spain)		15%	-4%	20%	0%	18%	-2%
19	19	19	Bashar al-Assad (Syria)		6%	-1%	22%	+1%	14%	0%
<i>Leaders average</i>					25%		39%		32%	

** : Barack Obama has been added to replace George W. Bush in January 2009






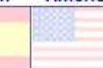
*** : Evolution compared to previous wave (Jan 2009)







The average is the arithmetical average of the 6 countries surveyed. Therefore, this average is not a survey result itself.






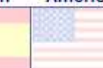
APPENDIX 2: POPULARITY DETAILED PER COUNTRY







For each of the following people, please indicate whether you have a very good, somewhat good, somewhat poor or a very poor opinion of that person.

Base : All respondents






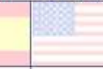
	French	German	British	Italian	Spanish	American	Avg for 6 countries
Barack Obama (USA)							
<i>Unweighted Base</i>	1,067	1,060	1,226	1,030	1,098	1,057	6,538
Very good + Somewhat good opinion (4+3)	86%	85%	72%	86%	84%	68%	80%
Very good opinion (4)	39%	42%	34%	54%	39%	45%	42%
Somewhat good opinion (3)	47%	43%	39%	32%	45%	24%	38%
Very poor + Somewhat poor opinion (1+2)	3%	5%	10%	5%	6%	23%	9%
Somewhat poor opinion (2)	2%	4%	6%	3%	4%	13%	5%
Very poor opinion (1)	1%	1%	4%	2%	2%	11%	4%
Mean	3,4	3,4	3,3	3,5	3,4	3,1	3,3
Not sure	12%	10%	18%	9%	10%	8%	11%







	French	German	British	Italian	Spanish	American	Avg for 6 countries
The Dalai Lama							
<i>Unweighted Base</i>	1,067	1,060	1,226	1,030	1,098	1,057	6,538
Very good + Somewhat good opinion (4+3)	78%	76%	64%	84%	78%	62%	74%
Very good opinion (4)	40%	39%	29%	52%	43%	34%	40%
Somewhat good opinion (3)	38%	37%	35%	32%	35%	28%	34%
Very poor + Somewhat poor opinion (1+2)	5%	7%	6%	4%	9%	10%	7%
Somewhat poor opinion (2)	4%	5%	3%	3%	6%	6%	5%
Very poor opinion (1)	1%	2%	3%	1%	2%	4%	2%
Mean	3,4	3,4	3,3	3,5	3,4	3,3	3,4
Not sure	17%	17%	30%	11%	13%	29%	20%






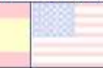
	French	German	British	Italian	Spanish	American	Avg for 6 countries
Angela Merkel (Germany)							
<i>Unweighted Base</i>	1,067	1,060	1,226	1,030	1,098	1,057	6,538
Very good + Somewhat good opinion (4+3)	66%	59%	26%	69%	62%	25%	51%
Very good opinion (4)	10%	13%	4%	20%	12%	7%	11%
Somewhat good opinion (3)	56%	46%	23%	49%	49%	18%	40%
Very poor + Somewhat poor opinion (1+2)	11%	34%	17%	10%	18%	8%	16%
Somewhat poor opinion (2)	9%	24%	12%	9%	15%	5%	12%
Very poor opinion (1)	2%	9%	5%	1%	3%	3%	4%
Mean	3,0	2,7	2,6	3,1	2,9	2,9	2,9
Not sure	23%	7%	57%	22%	20%	68%	33%






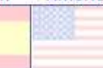
	French	German	British	Italian	Spanish	American	Avg for 6 countries
Tony Blair (Great Britain)							
<i>Unweighted Base</i>	1,067	1,060	1,226	1,030	1,098	1,057	6,538
Very good + Somewhat good opinion (4+3)	51%	46%	30%	60%	37%	65%	48%
Very good opinion (4)	5%	4%	7%	8%	5%	33%	10%
Somewhat good opinion (3)	46%	42%	23%	52%	32%	32%	38%
Very poor + Somewhat poor opinion (1+2)	26%	34%	57%	23%	49%	12%	34%
Somewhat poor opinion (2)	22%	28%	27%	21%	38%	8%	24%
Very poor opinion (1)	4%	6%	30%	2%	11%	3%	9%
Mean	2,7	2,6	2,1	2,8	2,4	3,2	2,6
Not sure	23%	21%	12%	17%	14%	23%	18%

The average is the arithmetical average of the 6 countries surveyed. Therefore, this average is not a survey result itself.







	French	German	British	Italian	Spanish	American	Avg for 6 countries
Nicolas Sarkozy (France)							
<i>Unweighted Base</i>	1,067	1,060	1,226	1,030	1,098	1,057	6,538
Very good + Somewhat good opinion (4+3)	30%	39%	30%	59%	53%	27%	40%
Very good opinion (4)	9%	3%	3%	9%	11%	6%	7%
Somewhat good opinion (3)	22%	36%	26%	49%	42%	21%	33%
Very poor + Somewhat poor opinion (1+2)	61%	37%	29%	26%	34%	18%	34%
Somewhat poor opinion (2)	30%	31%	21%	22%	28%	12%	24%
Very poor opinion (1)	31%	5%	8%	4%	6%	6%	10%
Mean	2,1	2,5	2,4	2,8	2,7	2,6	2,5
Not sure	9%	24%	42%	16%	13%	55%	27%







	French	German	British	Italian	Spanish	American	Avg for 6 countries
Pope Benedict XVI							
<i>Unweighted Base</i>	1,067	1,060	1,226	1,030	1,098	1,057	6,538
Very good + Somewhat good opinion (4+3)	24%	42%	33%	49%	31%	56%	39%
Very good opinion (4)	3%	10%	8%	20%	9%	27%	13%
Somewhat good opinion (3)	21%	32%	26%	29%	23%	29%	27%
Very poor + Somewhat poor opinion (1+2)	53%	43%	35%	41%	56%	22%	42%
Somewhat poor opinion (2)	32%	31%	19%	24%	29%	13%	25%
Very poor opinion (1)	20%	12%	16%	17%	27%	8%	17%
Mean	2,1	2,5	2,4	2,6	2,2	3,0	2,4
Not sure	23%	15%	32%	10%	12%	22%	19%







	French	German	British	Italian	Spanish	American	Avg for 6 countries
Gordon Brown (Great Britain)							
<i>Unweighted Base</i>	1067	1060	1226	1030	1098	1057	6 538
Very good + Somewhat good opinion (4+3)	35%	28%	30%	49%	35%	37%	36%
Very good opinion (4)	1%	1%	6%	5%	4%	7%	4%
Somewhat good opinion (3)	34%	27%	24%	44%	31%	30%	32%
Very poor + Somewhat poor opinion (1+2)	22%	22%	59%	15%	29%	8%	26%
Somewhat poor opinion (2)	18%	19%	27%	14%	24%	5%	18%
Very poor opinion (1)	3%	4%	32%	1%	5%	3%	8%
Mean	2,6	2,5	2,1	2,8	2,5	2,9	2,6
Not sure	43%	50%	12%	36%	36%	56%	39%







	French	German	British	Italian	Spanish	American	Avg for 6 countries
José Luis Rodríguez Zapatero (Spain)							
<i>Unweighted Base</i>	1,067	1,060	1,226	1,030	1,098	1,057	6,538
Very good + Somewhat good opinion (4+3)	50%	27%	13%	59%	48%	15%	35%
Very good opinion (4)	5%	2%	2%	22%	15%	4%	8%
Somewhat good opinion (3)	45%	25%	11%	37%	34%	11%	27%
Very poor + Somewhat poor opinion (1+2)	12%	13%	14%	19%	46%	9%	19%
Somewhat poor opinion (2)	10%	11%	10%	14%	25%	7%	13%
Very poor opinion (1)	2%	2%	4%	5%	22%	2%	6%
Mean	2,8	2,7	2,4	3,0	2,4	2,7	2,7
Not sure	38%	60%	73%	22%	5%	76%	46%

The average is the arithmetical average of the 6 countries surveyed. Therefore, this average is not a survey result itself.

	French	German	British	Italian	Spanish	American	Avg for 6 countries
Ban Ki-moon (United Nations)							
<i>Unweighted Base</i>	1,067	1,060	1,226	1,030	1,098	1,057	6,538
Very good + Somewhat good opinion (4+3)	36%	37%	29%	43%	34%	17%	33%
Very good opinion (4)	6%	6%	5%	9%	5%	5%	6%
Somewhat good opinion (3)	30%	31%	23%	35%	29%	12%	27%
Very poor + Somewhat poor opinion (1+2)	11%	10%	14%	13%	21%	16%	14%
Somewhat poor opinion (2)	9%	9%	9%	10%	15%	8%	10%
Very poor opinion (1)	2%	1%	5%	3%	6%	8%	4%
Mean	2,9	2,9	2,7	2,9	2,6	2,4	2,7
Not sure	53%	52%	57%	44%	45%	67%	53%







	French	German	British	Italian	Spanish	American	Avg for 6 countries
José Manuel Barroso (European Union)							
<i>Unweighted Base</i>	1,067	1,060	1,226	1,030	1,098	1,057	6,538
Very good + Somewhat good opinion (4+3)	35%	35%	11%	48%	39%	13%	30%
Very good opinion (4)	5%	4%	2%	6%	5%	3%	4%
Somewhat good opinion (3)	30%	31%	9%	43%	34%	10%	26%
Very poor + Somewhat poor opinion (1+2)	15%	14%	21%	15%	21%	9%	16%
Somewhat poor opinion (2)	12%	12%	11%	13%	17%	6%	12%
Very poor opinion (1)	3%	2%	10%	3%	4%	3%	4%
Mean	2,8	2,8	2,1	2,8	2,7	2,6	2,6
Not sure	50%	51%	68%	36%	41%	78%	54%







	French	German	British	Italian	Spanish	American	Avg for 6 countries
Luiz Inácio Lula da Silva (Brazil)							
<i>Unweighted Base</i>	1,067	1,060	1,226	1,030	1,098	1,057	6,538
Very good + Somewhat good opinion (4+3)	33%	13%	7%	31%	49%	14%	25%
Very good opinion (4)	5%	1%	1%	4%	10%	3%	4%
Somewhat good opinion (3)	28%	12%	6%	26%	39%	11%	20%
Very poor + Somewhat poor opinion (1+2)	13%	21%	14%	30%	23%	9%	18%
Somewhat poor opinion (2)	11%	18%	9%	22%	17%	6%	14%
Very poor opinion (1)	2%	3%	5%	8%	6%	3%	5%
Mean	2,8	2,3	2,1	2,4	2,7	2,6	2,5
Not sure	54%	66%	79%	39%	28%	77%	57%







	French	German	British	Italian	Spanish	American	Avg for 6 countries
Silvio Berlusconi (Italy)							
<i>Unweighted Base</i>	1,067	1,060	1,226	1,030	1,098	1,057	6,538
Very good + Somewhat good opinion (4+3)	7%	12%	13%	38%	16%	16%	17%
Very good opinion (4)	*	1%	2%	15%	3%	4%	4%
Somewhat good opinion (3)	7%	11%	11%	24%	13%	13%	13%
Very poor + Somewhat poor opinion (1+2)	70%	64%	38%	55%	71%	10%	51%
Somewhat poor opinion (2)	33%	32%	22%	14%	34%	6%	24%
Very poor opinion (1)	37%	32%	16%	41%	37%	4%	28%
Mean	1,6	1,8	2,0	2,1	1,8	2,6	2,0
Not sure	23%	24%	49%	7%	13%	74%	32%







* : less than 0,5%

The average is the arithmetical average of the 6 countries surveyed. Therefore, this average is not a survey result itself.

							Avg for 6 countries
Fidel Castro (Cuba)							
<i>Unweighted Base</i>	1,067	1,060	1,226	1,030	1,098	1,057	6,538
Very good + Somewhat good opinion (4+3)	11%	17%	19%	29%	12%	9%	16%
Very good opinion (4)	2%	3%	5%	5%	2%	3%	3%
Somewhat good opinion (3)	9%	14%	13%	23%	10%	6%	13%
Very poor + Somewhat poor opinion (1+2)	63%	61%	45%	51%	80%	75%	63%
Somewhat poor opinion (2)	40%	38%	25%	32%	31%	23%	32%
Very poor opinion (1)	23%	23%	20%	19%	48%	52%	31%
Mean	1,9	2,0	2,1	2,2	1,6	1,5	1,9
Not sure	26%	22%	36%	20%	8%	16%	21%






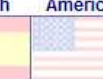
							Avg for 6 countries
Vladimir Putin (Russia)							
<i>Unweighted Base</i>	1,067	1,060	1,226	1,030	1,098	1,057	6,538
Very good + Somewhat good opinion (4+3)	9%	21%	13%	24%	12%	15%	16%
Very good opinion (4)	1%	1%	2%	3%	2%	3%	2%
Somewhat good opinion (3)	8%	19%	11%	20%	11%	13%	14%
Very poor + Somewhat poor opinion (1+2)	71%	61%	49%	58%	71%	48%	60%
Somewhat poor opinion (2)	36%	40%	27%	36%	42%	25%	34%
Very poor opinion (1)	35%	21%	21%	22%	29%	23%	25%
Mean	1,7	2,0	1,9	2,1	1,8	1,9	1,9
Not sure	20%	18%	39%	19%	17%	37%	25%

							Avg for 6 countries
Hugo Chávez (Venezuela)							
<i>Unweighted Base</i>	1,067	1,060	1,226	1,030	1,098	1,057	6,538
Very good + Somewhat good opinion (4+3)	27%	12%	11%	18%	10%	8%	14%
Very good opinion (4)	3%	1%	2%	3%	1%	2%	2%
Somewhat good opinion (3)	24%	11%	9%	15%	8%	6%	12%
Very poor + Somewhat poor opinion (1+2)	34%	37%	25%	47%	83%	52%	46%
Somewhat poor opinion (2)	26%	21%	14%	28%	24%	16%	22%
Very poor opinion (1)	8%	16%	10%	19%	59%	36%	25%
Mean	2,4	2,0	2,1	2,0	1,5	1,6	1,9
Not sure	38%	51%	64%	36%	7%	40%	39%

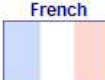
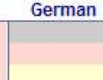



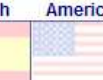
							Avg for 6 countries
Dmitri Medvedev (Russia)							
<i>Unweighted Base</i>	1,067	1,060	1,226	1,030	1,098	1,057	6,538
Very good + Somewhat good opinion (4+3)	8%	12%	6%	14%	11%	9%	10%
Very good opinion (4)	*	1%	1%	1%	1%	2%	1%
Somewhat good opinion (3)	8%	11%	5%	12%	10%	6%	9%
Very poor + Somewhat poor opinion (1+2)	52%	54%	33%	40%	48%	31%	43%
Somewhat poor opinion (2)	29%	38%	19%	26%	30%	18%	27%
Very poor opinion (1)	23%	16%	14%	13%	19%	13%	16%
Mean	1,8	1,9	1,8	2,0	1,9	1,9	1,9
Not sure	40%	34%	61%	47%	41%	60%	47%

* : less than 0,5%

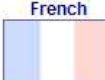
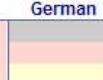



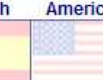
The average is the arithmetical average of the 6 countries surveyed. Therefore, this average is not a survey result itself.

							Avg for 6 countries
Hu Jintao (China)							
<i>Unweighted Base</i>	1,067	1,060	1,226	1,030	1,098	1,057	6,538
Very good + Somewhat good opinion (4+3)	6%	7%	11%	12%	10%	9%	9%
Very good opinion (4)	*	*	1%	2%	1%	2%	1%
Somewhat good opinion (3)	6%	7%	9%	10%	9%	7%	8%
Very poor + Somewhat poor opinion (1+2)	55%	45%	28%	49%	46%	27%	42%
Somewhat poor opinion (2)	28%	29%	15%	27%	26%	16%	24%
Very poor opinion (1)	26%	16%	14%	21%	20%	11%	18%
Mean	1,7	1,9	2,0	1,9	1,8	2,0	1,9
Not sure	40%	47%	61%	40%	45%	64%	50%

* : less than 0,5%

							Avg for 6 countries
Bashar al-Assad (Syria)							
<i>Unweighted Base</i>	1,067	1,060	1,226	1,030	1,098	1,057	6,538
Very good + Somewhat good opinion (4+3)	5%	8%	6%	13%	8%	6%	8%
Very good opinion (4)	*	1%	1%	2%	*	2%	1%
Somewhat good opinion (3)	5%	7%	6%	12%	8%	4%	7%
Very poor + Somewhat poor opinion (1+2)	43%	32%	26%	28%	37%	29%	33%
Somewhat poor opinion (2)	27%	23%	15%	20%	24%	15%	21%
Very poor opinion (1)	16%	9%	11%	8%	13%	14%	12%
Mean	1,8	2,0	1,9	2,2	1,9	1,8	1,9
Not sure	51%	60%	68%	59%	54%	66%	60%

* : less than 0,5%

							Avg for 6 countries
Mahmoud Ahmadinejad (Iran)							
<i>Unweighted Base</i>	1,067	1,060	1,226	1,030	1,098	1,057	6,538
Very good + Somewhat good opinion (4+3)	4%	6%	6%	8%	7%	5%	6%
Very good opinion (4)	*	1%	1%	1%	*	2%	1%
Somewhat good opinion (3)	4%	5%	5%	7%	7%	3%	5%
Very poor + Somewhat poor opinion (1+2)	54%	56%	41%	58%	58%	54%	54%
Somewhat poor opinion (2)	27%	21%	17%	20%	26%	15%	21%
Very poor opinion (1)	27%	34%	23%	38%	32%	39%	32%
Mean	1,6	1,6	1,7	1,6	1,6	1,5	1,6
Not sure	42%	38%	53%	34%	34%	41%	40%







* : less than 0,5%

The average is the arithmetical average of the 6 countries surveyed. Therefore, this average is not a survey result itself.







APPENDIX 3: INFLUENCE DETAILED PER COUNTRY







For each of the following international personalities, how much influence do you think they have at an international level?







Base : All respondents

	French	German	British	Italian	Spanish	American	Avg for 6 countries
Barack Obama (USA)							
<i>Unweighted Base</i>	1,067	1,060	1,226	1,030	1,098	1,057	6,538
A great deal of influence + Some influence (4+3)	84%	86%	75%	87%	85%	82%	83%
A great deal of influence (4)	63%	71%	62%	79%	76%	62%	69%
Some influence (3)	21%	15%	13%	8%	9%	20%	14%
Not influence at all + Just a little influence (1+2)	2%	2%	4%	3%	2%	8%	4%
Just a little influence (2)	1%	2%	3%	2%	1%	4%	2%
No influence at all (1)	1%	*	1%	1%	1%	4%	1%
Mean	3,7	3,8	3,7	3,9	3,8	3,6	3,7
Not sure	13%	12%	21%	10%	11%	11%	13%






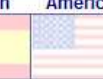
* : less than 0,5%






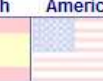
	French	German	British	Italian	Spanish	American	Avg for 6 countries
Vladimir Putin (Russia)							
<i>Unweighted Base</i>	1,067	1,060	1,226	1,030	1,098	1,057	6,538
A great deal of influence + Some influence (4+3)	65%	75%	53%	74%	68%	55%	65%
A great deal of influence (4)	25%	36%	25%	46%	30%	26%	31%
Some influence (3)	40%	39%	28%	28%	38%	29%	34%
Not influence at all + Just a little influence (1+2)	18%	8%	12%	10%	16%	12%	13%
Just a little influence (2)	14%	7%	9%	8%	12%	7%	10%
No influence at all (1)	4%	1%	3%	2%	4%	5%	3%
Mean	3,0	3,3	3,2	3,4	3,1	3,1	3,2
Not sure	18%	17%	35%	17%	17%	32%	23%






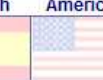
	French	German	British	Italian	Spanish	American	Avg for 6 countries
Angela Merkel (Germany)							
<i>Unweighted Base</i>	1,067	1,060	1,226	1,030	1,098	1,057	6,538
A great deal of influence + Some influence (4+3)	67%	70%	39%	70%	75%	33%	59%
A great deal of influence (4)	19%	20%	7%	27%	37%	10%	20%
Some influence (3)	48%	50%	32%	43%	38%	23%	39%
Not influence at all + Just a little influence (1+2)	16%	19%	17%	12%	8%	17%	15%
Just a little influence (2)	14%	15%	13%	11%	6%	11%	12%
No influence at all (1)	2%	4%	4%	1%	2%	6%	3%
Mean	3,0	3,0	2,8	3,2	3,3	2,8	3,0
Not sure	17%	12%	44%	18%	17%	50%	26%






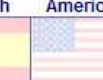
	French	German	British	Italian	Spanish	American	Avg for 6 countries
Nicolas Sarkozy (France)							
<i>Unweighted Base</i>	1,067	1,060	1,226	1,030	1,098	1,057	6,538
A great deal of influence + Some influence (4+3)	58%	65%	44%	74%	76%	36%	59%
A great deal of influence (4)	15%	14%	8%	30%	35%	10%	19%
Some influence (3)	43%	51%	36%	44%	41%	26%	40%
Not influence at all + Just a little influence (1+2)	29%	15%	20%	12%	9%	19%	17%
Just a little influence (2)	22%	13%	16%	10%	8%	14%	14%
No influence at all (1)	7%	2%	4%	2%	1%	5%	4%
Mean	2,8	3,0	2,7	3,2	3,3	2,7	2,9
Not sure	12%	20%	36%	14%	15%	45%	24%

The average is the arithmetical average of the 6 countries surveyed. Therefore, this average is not a survey result itself.






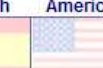
							Avg for 6 countries
Gordon Brown (Great Britain)							
<i>Unweighted Base</i>	1,067	1,060	1,226	1,030	1,098	1,057	6,538
A great deal of influence + Some influence (4+3)	46%	44%	52%	63%	60%	45%	52%
A great deal of influence (4)	6%	5%	15%	20%	22%	16%	14%
Some influence (3)	40%	39%	37%	43%	38%	29%	38%
Not influence at all + Just a little influence (1+2)	28%	23%	28%	16%	16%	11%	20%
Just a little influence (2)	24%	21%	20%	14%	14%	7%	17%
No influence at all (1)	4%	2%	8%	2%	2%	4%	4%
Mean	2,6	2,7	2,7	3,0	3,0	3,0	2,9
Not sure	26%	33%	20%	21%	24%	44%	28%







							Avg for 6 countries
Pope Benedict XVI							
<i>Unweighted Base</i>	1,067	1,060	1,226	1,030	1,098	1,057	6,538
A great deal of influence + Some influence (4+3)	30%	41%	40%	72%	61%	62%	51%
A great deal of influence (4)	7%	11%	14%	38%	26%	32%	21%
Some influence (3)	23%	30%	26%	34%	35%	30%	30%
Not influence at all + Just a little influence (1+2)	53%	44%	32%	19%	27%	17%	32%
Just a little influence (2)	36%	32%	24%	15%	18%	12%	23%
No influence at all (1)	17%	12%	8%	4%	9%	5%	9%
Mean	2,2	2,5	2,6	3,2	2,9	3,1	2,8
Not sure	17%	15%	28%	10%	12%	20%	17%







							Avg for 6 countries
Hu Jintao (China)							
<i>Unweighted Base</i>	1,067	1,060	1,226	1,030	1,098	1,057	6,538
A great deal of influence + Some influence (4+3)	51%	45%	42%	55%	50%	41%	47%
A great deal of influence (4)	19%	14%	18%	26%	18%	20%	19%
Some influence (3)	32%	31%	24%	29%	32%	21%	28%
Not influence at all + Just a little influence (1+2)	18%	18%	11%	14%	18%	10%	15%
Just a little influence (2)	14%	15%	8%	11%	14%	5%	11%
No influence at all (1)	4%	3%	3%	3%	4%	5%	4%
Mean	3,0	2,9	3,1	3,1	2,9	3,1	3,0
Not sure	31%	37%	46%	31%	32%	48%	38%

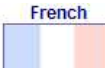
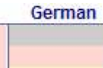




							Avg for 6 countries
Tony Blair (Great Britain)							
<i>Unweighted Base</i>	1,067	1,060	1,226	1,030	1,098	1,057	6,538
A great deal of influence + Some influence (4+3)	38%	45%	28%	51%	58%	54%	46%
A great deal of influence (4)	5%	7%	5%	16%	17%	23%	12%
Some influence (3)	33%	38%	23%	35%	41%	31%	34%
Not influence at all + Just a little influence (1+2)	45%	36%	48%	32%	27%	21%	35%
Just a little influence (2)	35%	28%	29%	23%	19%	14%	25%
No influence at all (1)	10%	8%	19%	9%	8%	7%	10%
Mean	2,4	2,6	2,2	2,7	2,8	3,0	2,6
Not sure	18%	18%	24%	17%	14%	26%	20%

The average is the arithmetical average of the 6 countries surveyed. Therefore, this average is not a survey result itself.






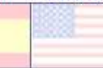
							Avg for 6 countries
José Manuel Barroso (European Union)							
<i>Unweighted Base</i>	1,067	1,060	1,226	1,030	1,098	1,057	6,538
A great deal of influence + Some influence (4+3)	41%	43%	33%	54%	48%	30%	42%
A great deal of influence (4)	9%	9%	7%	17%	10%	9%	10%
Some influence (3)	32%	34%	26%	37%	38%	21%	31%
Not influence at all + Just a little influence (1+2)	29%	24%	19%	18%	23%	14%	21%
Just a little influence (2)	24%	21%	14%	15%	19%	8%	17%
No influence at all (1)	5%	3%	5%	3%	4%	6%	4%
Mean	2,7	2,7	2,7	2,9	2,8	2,7	2,8
Not sure	29%	33%	47%	28%	29%	55%	37%






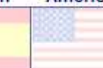
							Avg for 6 countries
Ban Ki-moon (United Nations)							
<i>Unweighted Base</i>	1,067	1,060	1,226	1,030	1,098	1,057	6,538
A great deal of influence + Some influence (4+3)	40%	36%	41%	49%	45%	35%	41%
A great deal of influence (4)	8%	8%	12%	16%	14%	13%	12%
Some influence (3)	32%	28%	29%	33%	31%	22%	29%
Not influence at all + Just a little influence (1+2)	28%	30%	15%	19%	27%	17%	23%
Just a little influence (2)	24%	26%	12%	15%	21%	12%	18%
No influence at all (1)	4%	4%	3%	4%	6%	5%	4%
Mean	2,7	2,6	2,9	2,9	2,8	2,8	2,8
Not sure	31%	34%	43%	31%	28%	47%	36%




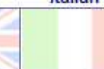

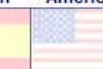
							Avg for 6 countries
The Dalai Lama							
<i>Unweighted Base</i>	1,067	1,060	1,226	1,030	1,098	1,057	6,538
A great deal of influence + Some influence (4+3)	34%	31%	32%	52%	44%	41%	39%
A great deal of influence (4)	9%	6%	8%	19%	14%	16%	12%
Some influence (3)	25%	25%	24%	33%	30%	25%	27%
Not influence at all + Just a little influence (1+2)	49%	52%	35%	34%	41%	28%	40%
Just a little influence (2)	38%	39%	23%	24%	32%	20%	29%
No influence at all (1)	11%	13%	12%	10%	9%	8%	11%
Mean	2,4	2,3	2,4	2,7	2,6	2,7	2,5
Not sure	16%	17%	33%	14%	16%	31%	21%






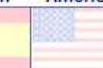
							Avg for 6 countries
Dmitri Medvedev (Russia)							
<i>Unweighted Base</i>	1,067	1,060	1,226	1,030	1,098	1,057	6,538
A great deal of influence + Some influence (4+3)	39%	48%	27%	38%	41%	35%	38%
A great deal of influence (4)	8%	11%	6%	11%	9%	11%	9%
Some influence (3)	31%	37%	21%	27%	32%	24%	29%
Not influence at all + Just a little influence (1+2)	36%	25%	19%	27%	26%	19%	25%
Just a little influence (2)	28%	22%	13%	20%	19%	13%	19%
No influence at all (1)	8%	3%	6%	7%	7%	6%	6%
Mean	2,5	2,8	2,6	2,7	2,6	2,7	2,6
Not sure	26%	26%	53%	36%	34%	47%	37%

The average is the arithmetical average of the 6 countries surveyed. Therefore, this average is not a survey result itself.

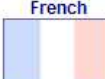
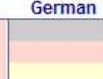



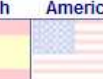
							Avg for 6 countries
Silvio Berlusconi (Italy)							
<i>Unweighted Base</i>	1,067	1,060	1,226	1,030	1,098	1,057	6,538
A great deal of influence + Some influence (4+3)	29%	38%	26%	51%	52%	22%	36%
A great deal of influence (4)	4%	4%	3%	20%	9%	4%	7%
Some influence (3)	25%	34%	23%	31%	43%	18%	29%
Not influence at all + Just a little influence (1+2)	49%	39%	31%	39%	30%	24%	35%
Just a little influence (2)	37%	34%	24%	22%	26%	15%	26%
No influence at all (1)	12%	5%	7%	17%	4%	9%	9%
Mean	2,3	2,5	2,4	2,6	2,7	2,4	2,5
Not sure	22%	24%	43%	11%	16%	54%	28%

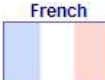




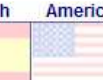
							Avg for 6 countries
Mahmoud Ahmadinejad (Iran)							
<i>Unweighted Base</i>	1,067	1,060	1,226	1,030	1,098	1,057	6,538
A great deal of influence + Some influence (4+3)	29%	28%	27%	47%	33%	37%	34%
A great deal of influence (4)	5%	4%	6%	18%	6%	14%	9%
Some influence (3)	24%	24%	21%	29%	27%	23%	25%
Not influence at all + Just a little influence (1+2)	36%	39%	26%	22%	36%	27%	31%
Just a little influence (2)	26%	31%	17%	16%	26%	18%	22%
No influence at all (1)	10%	8%	9%	6%	10%	9%	9%
Mean	2,4	2,4	2,5	2,8	2,4	2,7	2,5
Not sure	35%	33%	47%	31%	32%	36%	36%

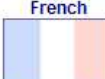
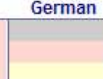



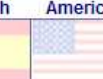
							Avg for 6 countries
José Luis Rodríguez Zapatero (Spain)							
<i>Unweighted Base</i>	1,067	1,060	1,226	1,030	1,098	1,057	6,538
A great deal of influence + Some influence (4+3)	34%	24%	20%	55%	39%	20%	32%
A great deal of influence (4)	3%	1%	2%	11%	7%	3%	5%
Some influence (3)	31%	23%	18%	44%	32%	17%	28%
Not influence at all + Just a little influence (1+2)	39%	36%	29%	25%	52%	24%	34%
Just a little influence (2)	35%	31%	22%	21%	35%	16%	27%
No influence at all (1)	4%	5%	7%	4%	17%	8%	8%
Mean	2,4	2,3	2,3	2,8	2,3	2,3	2,4
Not sure	26%	40%	52%	21%	10%	56%	34%

							Avg for 6 countries
Hugo Chávez (Venezuela)							
<i>Unweighted Base</i>	1,067	1,060	1,226	1,030	1,098	1,057	6,538
A great deal of influence + Some influence (4+3)	29%	14%	15%	26%	36%	35%	26%
A great deal of influence (4)	2%	2%	2%	6%	7%	9%	5%
Some influence (3)	27%	12%	13%	20%	29%	26%	21%
Not influence at all + Just a little influence (1+2)	44%	48%	32%	43%	50%	28%	41%
Just a little influence (2)	36%	35%	19%	30%	30%	20%	28%
No influence at all (1)	8%	13%	13%	13%	20%	8%	13%
Mean	2,3	2,0	2,1	2,3	2,3	2,6	2,3
Not sure	28%	38%	53%	31%	13%	37%	33%

The average is the arithmetical average of the 6 countries surveyed. Therefore, this average is not a survey result itself.

							Avg for 6 countries
Fidel Castro (Cuba)							
<i>Unweighted Base</i>	1,067	1,060	1,226	1,030	1,098	1,057	6,538
A great deal of influence + Some influence (4+3)	16%	16%	18%	31%	28%	29%	23%
A great deal of influence (4)	1%	3%	3%	8%	6%	9%	5%
Some influence (3)	15%	13%	15%	23%	22%	20%	18%
Not influence at all + Just a little influence (1+2)	62%	63%	42%	49%	60%	47%	54%
Just a little influence (2)	38%	39%	22%	30%	35%	27%	32%
No influence at all (1)	24%	24%	20%	19%	25%	20%	22%
Mean	1,9	1,9	2,0	2,3	2,1	2,2	2,1
Not sure	22%	21%	41%	19%	13%	24%	23%

							Avg for 6 countries
Luiz Inácio Lula da Silva (Brazil)							
<i>Unweighted Base</i>	1,067	1,060	1,226	1,030	1,098	1,057	6,538
A great deal of influence + Some influence (4+3)	22%	14%	12%	28%	37%	21%	22%
A great deal of influence (4)	1%	1%	2%	4%	6%	4%	3%
Some influence (3)	21%	13%	10%	24%	31%	17%	19%
Not influence at all + Just a little influence (1+2)	42%	43%	31%	38%	40%	25%	37%
Just a little influence (2)	34%	35%	19%	28%	32%	16%	27%
No influence at all (1)	8%	8%	12%	10%	8%	9%	9%
Mean	2,2	2,1	2,0	2,3	2,4	2,3	2,2
Not sure	35%	43%	57%	34%	23%	55%	41%

							Avg for 6 countries
Bachar al-Assad (Syria)							
<i>Unweighted Base</i>	1,067	1,060	1,226	1,030	1,098	1,057	6,538
A great deal of influence + Some influence (4+3)	20%	15%	17%	26%	23%	22%	21%
A great deal of influence (4)	3%	1%	3%	5%	2%	5%	3%
Some influence (3)	17%	14%	14%	21%	21%	17%	17%
Not influence at all + Just a little influence (1+2)	42%	43%	30%	30%	38%	26%	35%
Just a little influence (2)	30%	33%	19%	21%	28%	18%	25%
No influence at all (1)	12%	10%	11%	9%	10%	8%	10%
Mean	2,2	2,1	2,2	2,4	2,2	2,4	2,2
Not sure	38%	42%	53%	44%	39%	52%	45%

The average is the arithmetical average of the 6 countries surveyed. Therefore, this average is not a survey result itself.

About Harris Interactive

Harris Interactive is a global leader in custom market research. With a long and rich history in multimodal research, powered by our science and technology, we assist clients in achieving business results. Harris Interactive serves clients globally through our North American, European and Asian offices and a network of independent market research firms. For more information, please visit: www.harrisinteractive.com.

Press contacts

Harris Interactive en France:

Laurence Lavernhe - Tel: 01 44 87 60 94- llavernhe@harrisinteractive.fr

Harris Interactive Corporate Communications:

Office: +1 (585) 214-7479

press@harrisinteractive.net

The average is the arithmetical average of the 6 countries surveyed. Therefore, this average is not a survey result itself.