



Your **USER GUIDE**

Welcome to Freesat.

INCLUDED WITH YOUR SMART TV BOX

- ✓ Quality state of the art satellite TV receiver
- ✓ Over 200 of your favourite channels
- ✓ Picture perfect High Definition on selected channels
- ✓ BBC iPlayer, ITV Hub, All 4, Demand 5, YouTube, BBC News and BBC Sport app
- ✓ Pay for a little extra telly if you want with Netflix, Curzon Home Cinema and Hopster
- ✓ Catch up on the last 7 days of TV with a unique Roll Back TV Guide
- ✓ Showcase (specially selected editorial TV picks)
- ✓ Easy plug and play set up
- ✓ Free, expert customer support – visit **freesat.co.uk/help** or call **0345 313 0051**

NEED A HAND?

If you need help anywhere along the way, just go to the **Help & info** menu on the **Home** screen or visit **freesat.co.uk/help**

Contents

Basics	Your remote control	2
	On screen icons	3
	Home. It's where it all happens.	4
	The TV Guide	5
	Your main controls	6
See what's on TV	Seeing what's on – Now & Next	7
	Watching something on earlier	8
	Planning what to watch later	9
	Browsing whilst watching TV	10
	Find out more about a programme	11
	Find programmes by channel category	12
	Finding and listening to radio channels	13
	Setting a reminder	14
Extras	Connect to the Internet	15
	On Demand	16
	Recordings – Only accessible if paired with an USB Hard Drive (HDD)	17
	Search	18
	Controlling your children's viewing	19
	Hiding Adult channels	20
	Accessibility	21
	Safety Instructions	22
	Warning	24
	Troubleshooting	25
	Setting the universal remote control	27
	Specification	42
	Open source software notice	44

Your remote control

Skip backward - skips backwards

Stop - stops On Demand playback

Rewind - rewinds up to x32 times faster

Search - brings up the Search screen

Back - goes back one step

MAIN CONTROLS

Up, down, left, right arrows - moves around the TV Guide and menus

OK - confirms your selection

Number buttons - to enter channel numbers

SUB - turns subtitles on or off

Standby - puts the box into standby, and on again

Skip forward - skips forwards

Fast forward - fast forwards up to x32 times faster

List - sort the TV Guide into channel categories

Pause - pauses On Demand playback

TV Guide - opens and closes the TV Guide

Exit - returns to live TV

Home - takes you anywhere

i - gives you more info about a programme

Colour buttons - gives you more options on-screen











AD - turns audio description on or off



This is a dual remote control for our HB-1100S and HDR-1100S.

On screen icons

ON SCREEN ICONS

-  may contain material with adult themes
-  subtitles available
-  audio description available
-  shown with sign language
-  Dolby surround sound available
-  High Definition
-  an HD version also available
-  reminder
-  part of a series
-  film

Home



The Home screen will take you anywhere you want to go. Press **HOME**

Home takes you to:

TV Guide

See whats on Now & Next.

Showcase

The Freesat team's picks of what to watch this week and what's available On Demand.

On Demand

The best Catch up TV and On Demand services full of TV favourites ready to watch when you are. Your Freesat box will need to be connected to the Internet. (see page 15).

Search

Quickly find a programme without trawling the TV listings.

Help & info

Tips on making the most of your Freesat box, and info about services for visually impaired and hard of hearing viewers.

The TV Guide

Freesat 20:08 Channel 4
tv guide Embarrassing Bodies
Today 20:00 - 21:00 SUB

All Channels	now	next
101 one	20:00 Revealed	22:00 Masterchef
102 TWO	20:00 Comedy Connections	21:00 The Story of Women and...
103 itv	20:00 Lewis	21:00 ITV News at Ten and Weat...
104 4	20:00 Embarrassing Bodies	21:00 24 Hours in A&E
105 5	20:00 New: Ice Road Truckers	21:00 The Hotel Inspector
106 one	20:00 Revealed	22:00 Masterchef
107 FOUR	20:00 The Sky at Night	21:00 Afghanistan: War without...

LIST Channel categories ← -24hrs P Page down P Page up → +24hrs

See what's on the minute you sit down with our at a glance 'Now & Next' view.

Press **TV GUIDE**

Use to explore:

- what's on 'Now & Next'

- what's coming up in the next 7 days

- what's been on already but is available for catch up

later

earlier

Your main controls

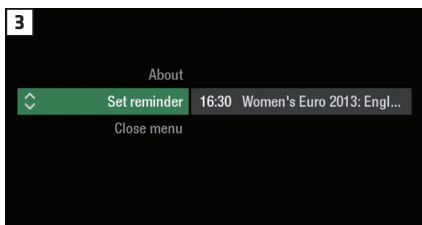
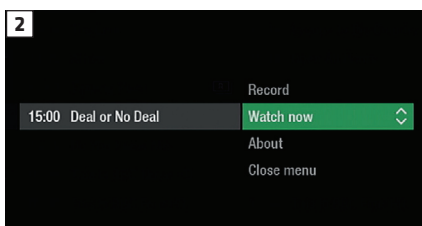
These buttons can get you everywhere.

Press **OK** on a programme in the TV Guide and all the available options for that specific programme will be listed.

So if a programme is on live TV now, highlight it in the TV Guide, press **OK** and the Action Menu will look like screen 2.

If the programme is on later, you'll be able to **Set reminder** (Screen 3).

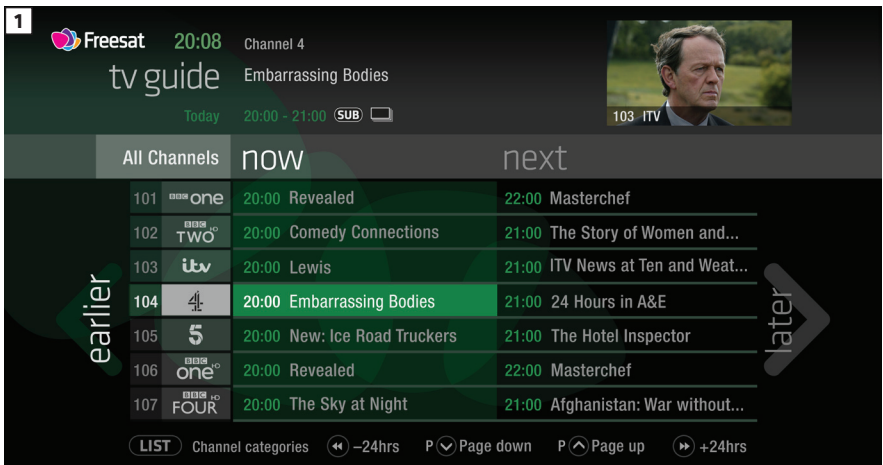
Press **Up** **Down** to scroll through the options and **OK** to select.



TOP TIP

Pressing **OK** on a programme brings up all the available options.

Seeing what's on – Now & Next



The TV Guide shows what's on now and next in an 'at a glance' view.

Press **TV GUIDE**

To move through the channels, use

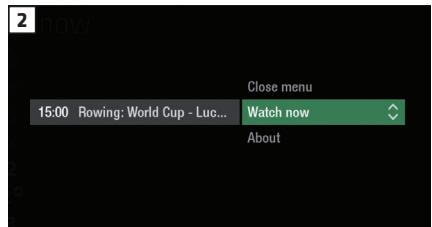
To move through the programmes a page at a time, press **P** and **P**

To move forward and back 24 hours, press and

As you browse through the guide, you can find out more about a programme and see a full description by pressing **i**

Highlight a programme and press **OK** and choose **Watch now** (Screen 2).

At any stage to go back to watching TV full screen, press **EXIT**




TOP TIP


If you know the channel number, jump straight to it in the TV Guide with the number buttons.


Watching something on earlier <


You can catch up on the last 7 days of TV with our Roll Back TV Guide.

This is available on selected channels with On Demand services on Freesat. Look out for **earlier** highlighted in the TV Guide where this is available.

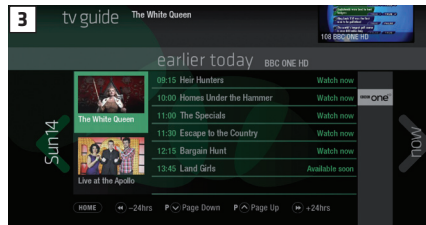
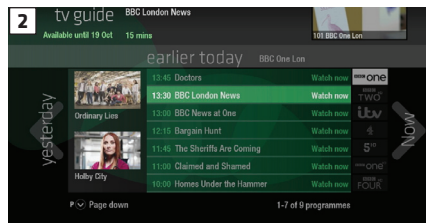
Press  to see programmes from earlier on today, ready to watch whenever you are (Screen 2).

You can go back up to 7 days by continuing to press  (Screen 3).

Highlight a programme you want to watch and press .


To go back to the live TV Guide, continue to press .

To go back to watching TV full screen, press .





Planning what to watch later >

To plan your viewing a bit further ahead, the full TV Guide has listings for the next 7 days.

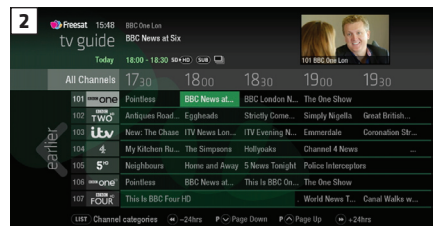
Use  to browse programmes that are on 'later' (Screen 1).

For the full TV guide press  again (Screen 2).

To move forward and back 24 hours, press  and .

You can plan your viewing for up to a week in advance, by setting reminders.

To clear the Guide press 



TOP TIP

To fast scroll through the TV Guide, press and hold    

Browsing whilst watching TV



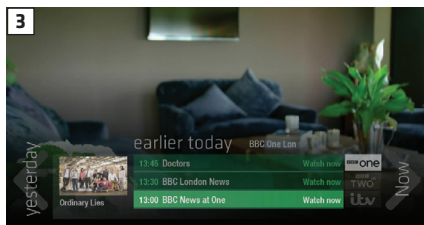
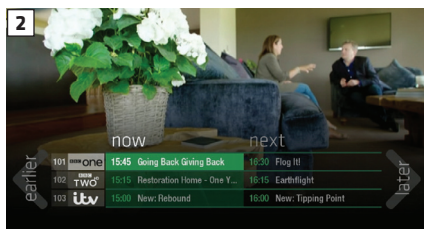
You don't have to stop watching TV to see what else is on. For a quick snapshot of what's on now and next, press any of the buttons.

To see what's on other channels, press (Screen 2).

Browse programmes on earlier today by pressing and what's on later by pressing (Screen 3).

You can set reminders here by pressing .

To go back to watching live TV full screen, press .



TOP TIP

Press to see the programme description.

Find out more about a programme

Programmes come with extra info to help you decide whether to watch them.

To see the programme info, highlight the programme in the TV Guide and press the **i** button. A short description will then show in the info area next to the mini TV (Screen 1).

To see more info about the programme, press **OK** for the Action Menu (Screen 2).

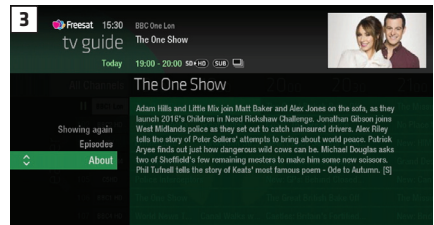
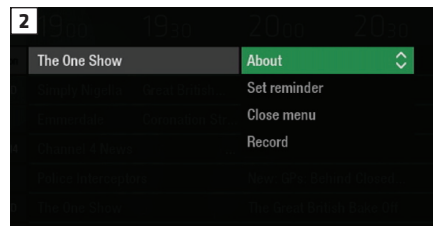
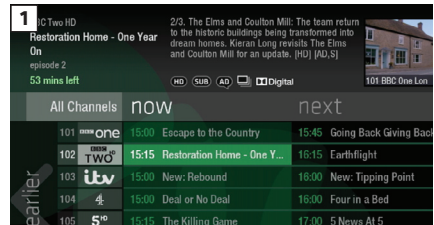
Select **About**

Here you'll find a longer description of the programme including when it is showing again and other episodes (Screen 3).

ON SCREEN ICONS

You may see these in the info area

- HD** High definition
- SD** **HD** an HD version also available
- 3D** 3D
- G** may contain material with adult themes
- AD** audio description available
- SUB** subtitles available
- SL** shown with sign language
- DOLBY 5.1** Dolby 5.1 surround sound available

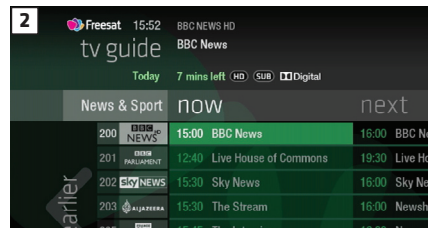


Find programmes by channel category

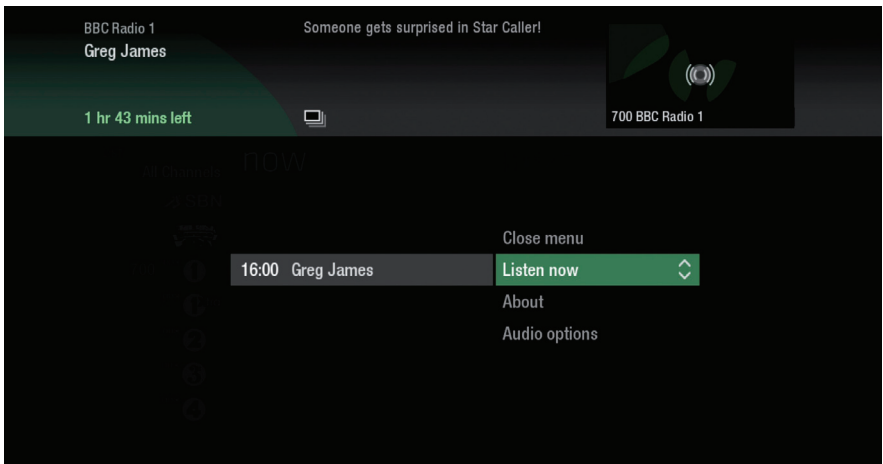



In the mood for a movie, or need your next news fix? Jump straight to that group of channels in the TV Guide by pressing **LIST** on your remote control (Screen 1).

Use **▲** **▼** to choose the type of channel you're looking for, and press **OK** (Screen 2). You'll then only see the channels within that category in the TV Guide.



Finding and listening to radio channels



Find the radio channels in the TV Guide quickly by pressing **LIST**, then use  and select Radio.

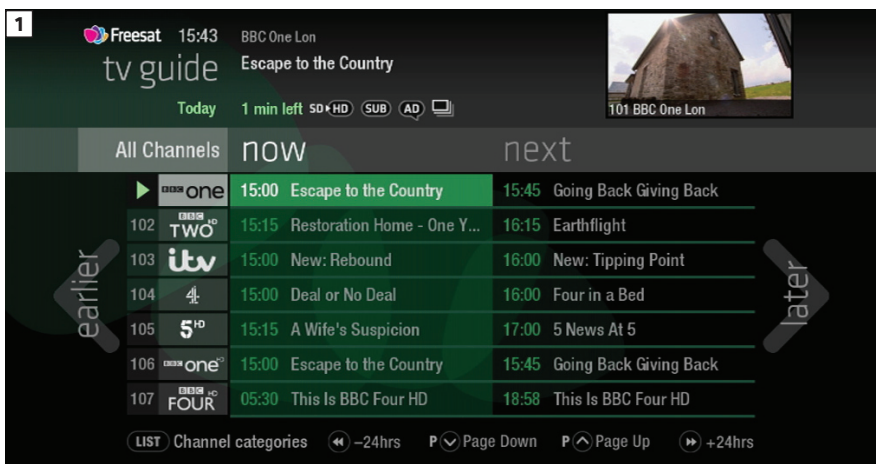
To listen to a radio programme, highlight it in the TV Guide and press **OK**.

You can choose to **Listen now** or **Set reminder** just like a TV programme.

TOP TIP

Radio channels start at Channel 700

Setting a reminder



Worried you'll miss a programme? Well worry no more. You can set a reminder from the TV Guide or while watching live TV.

From the TV Guide (Screen 1).

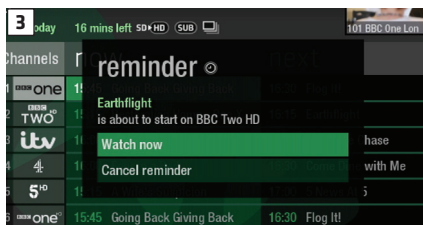
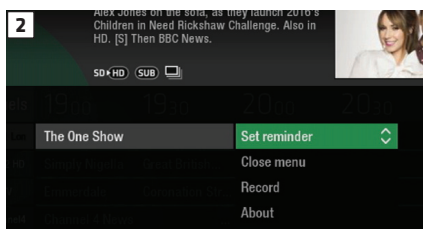
Highlight the programme, you want to set a reminder for, press **OK** and select

Set reminder

While watching live TV (Screen 2).

Highlight a programme, press **OK** and select **Set reminder**

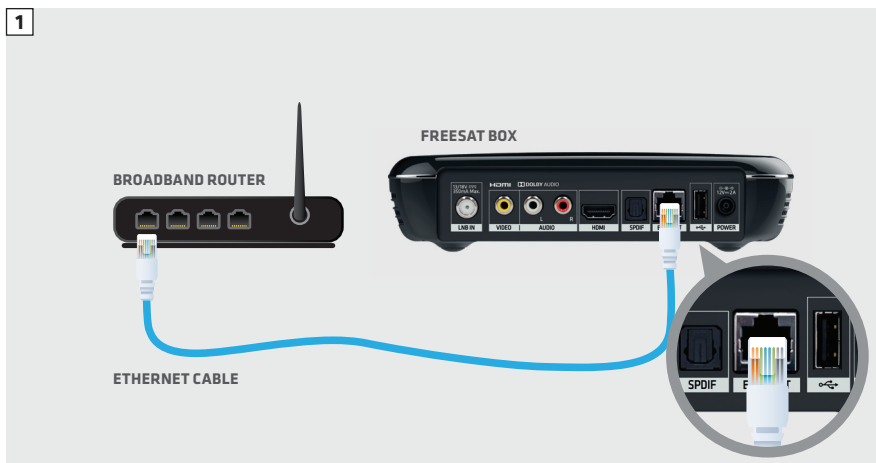
The reminder prompt will appear on screen 30 seconds before the programme starts, and will then auto tune to the channel (Screen 3).



TOP TIP

To cancel a reminder, press **BACK** when the prompt is on screen.

Connect to the internet



Connect to the Internet and open up a whole new part of the TV Guide.

You'll be able to Roll Back through the TV Guide on some channels to catch up on programmes you've missed over the last 7 days. You'll also be able to enjoy the On Demand services on Freesat.

Minimum 2Mbps broadband speed required.

The best way to connect is with an Ethernet cable. Slot one end into the Ethernet port on the back of the box, and the other end into an Ethernet port on your router (Illustration 1). That's it, you're connected.

If your router is too far away to use a cable, you can connect to your home Wi-Fi network. The box will automatically display available Wi-Fi networks and you'll just need to enter your password.

Or, try using a pair of Homeplug Adapters. They're a safe and convenient way to access the Internet around your house using the electrical wiring.

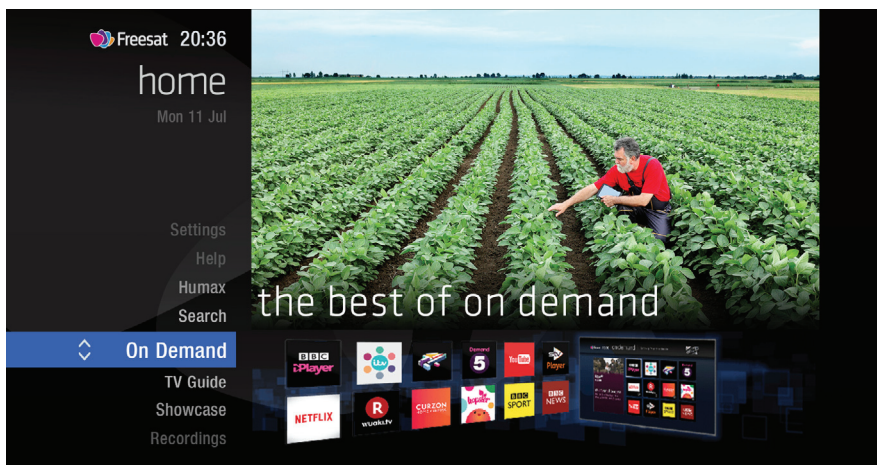
Free On Demand Players



Optional Pay On Demand Players



On Demand



Find hundreds of hours of programmes ready to watch whenever you want.

NEED TO KNOW

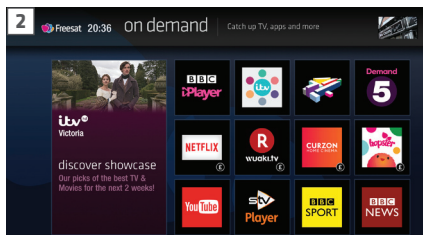
Your Freesat box needs to be connected to the Internet.

Press **HOME** on your remote control.

Go to On Demand, and press **OK** to see all available On Demand services. (Screen 2).

Use **Left**, **Right**, **Up**, **Down** to browse through the On Demand services and **OK** to select.

Whilst watching an On Demand programme, you can use the playback buttons **Play**, **Pause** and **Stop**.



Recording

This Freesat box allows you to plug in a USB Hard Drive (HDD) and record programmes.


If you choose to record you will need to dedicate a USB Hard Drive for this. Therefore once the hard drive is formatted and paired to your box it won't be able to play recorded content on other Freesat boxes or be used on computers. If you choose to reformat or unpair the USB Hard Drive from your box all your recordings will be wiped.

Connect a USB Hard Drive for recording

You will need a USB Hard Drive that is FAT32, NTFS or EXT2/3 format.

Ways to record


1) one touch record from live TV

To record the programme you're watching now, press 


2) from the Now & Next banner

Highlight the programme you want to record, press 


3) from the TV Guide

Highlight the programme you want to record, press 

4) from Showcase


Record any of the upcoming programmes in Showcase by pressing  and selecting **Record**

5) from Search

Record straight from the Search results, by pressing  and selecting **Record**

Record from when you started watching









Your Freesat HD box automatically saves up to 30mins of the channel you're watching, even if you're not recording.

So if you decide that you want to record a programme part way through, press  and it will record from the point you tuned to that channel.

NEED TO KNOW

If you unplug your USB Hard Drive (HDD) you won't be able to access your recordings. As soon as you plug the USB Hard Drive back in they will reappear.

RECORDING ICONS

-  to be deleted soon
-  kept (won't be deleted)
-  unwatched
-  part watched
-  series recording set
-  recording set
-  recording failed
-  watch from the start

Search


The screenshot shows the Freesat search interface. At the top, it displays 'Freesat 15:27' and 'QVC Beauty Easy Pay Beauty'. Below this, it says 'Today 18:00 - 19:00'. The search bar contains 'EAS' and the results are displayed as a list of programmes. A keyboard overlay is visible on the left side of the screen, with the letter 'S' highlighted. The search results list includes:

Channel	Programme	Time
BEAUTY	Easy Pay Beauty	Wed 19 Oct 18:00
one	East Midlands Today	Wed 19 Oct 18:30
Community Channel	The Easy Riders (10)	Thu 20 Oct 10:00
Community Channel	The Easy Riders: Wrong Way Round (4)	Thu 20 Oct 19:00
BBC1 Lon	EastEnders (9)	Thu 20 Oct 19:30
BBC1	Middle East Matters (5)	Wed 19 Oct 15:15
one	Look East	Wed 19 Oct 18:30

At the bottom of the screen, there are navigation options: 'abc', '*/@&', 'P Page down', and '1-7/66'.

With so much great TV to choose from, we've made it easy to find what you're looking for.

Press **SEARCH** on your remote control.

Use the arrows on your remote control  to highlight a letter and **OK** to select. Results will appear once you've entered three letters.

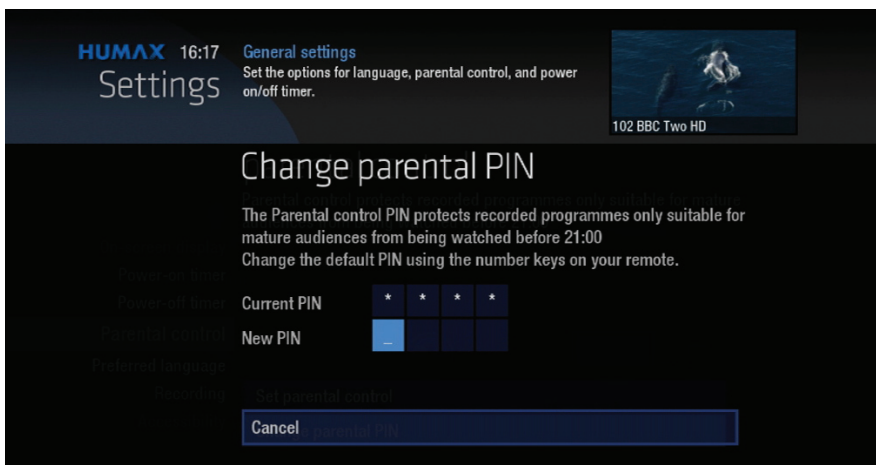
You can filter the search results by TV or Radio, or by any channel category.

Once you've found the programme you're looking for, highlight it and press **OK**. You'll be given all the options available for that specific programme, including **Watch now**.

TOP TIP

- You can leave out common words from the search, like 'the', 'a', 'an', 'with' 'of'.
- There's no need to include hyphens or apostrophes.
- To clear the search bar and start again, press **Back**

Controlling your children's viewing



Some programmes may not be suitable for children. By setting a four digit PIN you can restrict On Demand programmes and stop them being played back without your permission.

TOP TIP

Once you've set your PIN, you can also block adult channels from appearing in the TV Guide.

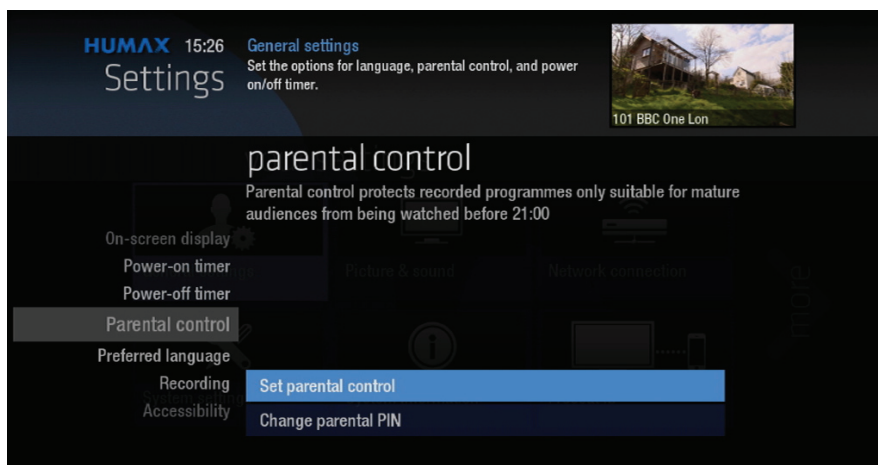
Setting your four digit PIN

When you first set up your box, you'll be asked to create your four digit PIN.

You can change your PIN code at any time by selecting **HOME**, followed by **Settings** and then **Parental Controls**.

This can either be done by following the prompts during the first time installation process, or by visiting **Home**, **Settings** then going to **General Settings**.

Hiding Adult channels



You can hide all channels classified as 'Adult' from the TV Guide. Press **SETTINGS** and then select **Settings** and then **Parental controls**

Here you have the option to hide all Adult channels from the TV Guide.

Turning off all PIN controlled restrictions

You can turn off all PIN restrictions by selecting **HOME**, followed by **Settings** and then **Parental Controls**.

Accessibility

These services make programmes available to visually impaired and hard of hearing customers.

Digital subtitles, audio description and signed programmes are provided by the broadcasters, but whenever they are available Freesat customers can use them.

Digital subtitles

Subtitles are a text version of the dialogue in a programme. Look out for **SUB** in the TV Guide which indicates they are available for that programme.

To turn subtitles on while watching live TV, press **SUB**. To turn them off, press **SUB** again.

Audio description

Audio description is an additional audio service which describes what is happening on screen, including language, movements, actions and expressions. Look out for **AD** icon in the TV Guide which indicates they are available for that programme.

To turn audio description on while watching live TV, press **AD**. To turn it off, press **AD** again.

Signed programmes

Some broadcasters provide a signed version of popular programmes for hard of hearing viewers. Look out for **SL** in the TV Guide which indicates it is a signed programme.

Safety Instructions

1. Mains Supply

a) Operate this product only from the type of power supply indicated on the marking label. If you are not sure of the type of power supplied to your home, consult your local power company.

b) Disconnect the product from the mains before you start any maintenance or installation procedures.

2. Overloading

Do not overload a wall outlet, extension cord or adapter as this may result in electric fire or shock.

3. Liquid

The product should not be exposed to liquid of any kind. In addition, no objects filled with liquid should be placed on the apparatus.

4. Cleaning

a) Disconnect the product from the wall outlet before cleaning

b) Use a light damp cloth (no solvents) to dust the product.

5. Ventilation

a) The slots on top of the product must be left uncovered to allow proper airflow into the unit.

b) Do not stand the product on soft furnishings or carpets.

c) Do not stack electronic equipment on top of the product.

6. Attachments

Do not use any unsupported attachments as these may be hazardous or cause damage to the product.

7. Lighting, storm or not in use

Unplug the product from the wall outlet and disconnect the antenna during a thunderstorm or when left unattended and unused for long periods of time. This will prevent damage to the unit due to lightning and power-surges.

8. Extraneous objects

Do not insert anything through the openings in the unit, where they can touch dangerous voltage points or damage parts.

9. Replacement of parts

When replacement of parts is required, be sure the service technician uses replacement parts specified by the manufacturer or those that have the same characteristics as the original part. Unauthorized substitution may result in additional damage to the unit.

10. Connection to the aerial

Disconnect the product from the mains before connecting or disconnecting the cable from the aerial. Failure to do so can damage the aerial.

11. Connection to the TV

Disconnect the product from the mains before connecting or disconnecting the cable from the TV. Failure to do so can damage the TV.

Safety Instructions

12. Location

- a) Place the product indoors to avoid exposing it to lightning, rain or sun. Do not place it near a radiator or heat register.
- b) We recommend that the product has 10 cm clearance from any other appliances susceptible to electromagnetic influences, such as a TV or a VCR.
- c) Do not block the openings with any object, and do not place the product on a bed, sofa, rug, or other similar surface.
- d) If you place the product on a rack or a bookcase, ensure that there is adequate ventilation and that you have followed the manufacturer's instructions for mounting.
- e) Do not place the product on an unstable cart, stand, tripod, bracket, or table where it can fall. A falling product can cause serious injury to a child or adults, and serious damage to the appliance.

Warning

1. To avoid damage of the power cord or plug

- a) Do not modify or process the power cord or plug arbitrarily.
- b) Do not bend or twist the power cord.
- c) Make sure to disconnect the power cord holding the plug.
- d) Keep heating appliances as far as possible from the power cord in order to prevent the cover vinyl from melting.
- e) The mains plug, as a disconnection device, shall remain readily accessible by the user.

2. To avoid electrical shock

- a) Do not open the main body.
- b) Do not insert metal or inflammable objects inside the product.
- c) Do not touch the power plug with wet hands.
- d) Disconnect the power cord in case of lightning.
- e) Unplug power cable to install the antenna cable.

3. To avoid damage of product

Do not use the product when it is out of order. If you continue to use the product when defective, serious damage can be caused. Make sure to contact your local product distributor if the product is out of order.

4. To avoid damage of the USB hard drive

- a) Do not turn the power off suddenly while the USB hard drive is running.
- b) The company shall not be liable for any corruption of data on USB hard drive caused by carelessness or misuse.

Troubleshooting

Before contacting your local service centre, please read the tips below carefully. If the problem persists after completing the following procedure, please contact your local product distributor or service centre for further instructions.

1. The product will not switch on.

- a) Check the main power cable and make sure it is plugged into a suitable power outlet.
- b) Check that the mains supply is switched on.
- c) Connect the power cable to a different power outlet.

2. No picture

- a) Make sure that the product is powered on and in operation mode. (Press the STANDBY button)
- b) Make sure that the AV cables is firmly connected to the TV.
- c) Make sure that the antenna cable is properly connected to the product.
- d) Be sure to activate channel search.
- e) Check the brightness level of the TV.
- f) Check if the channel is currently on air.

3. Poor picture/sound quality

- a) Make sure there is no mobile phone or microwave oven near the product.
- b) Keep the power cable and the RF cable apart from each other.

Note: If the antenna is covered with snow or the RF is weakened by heavy rain, the condition of the sound and picture may temporarily be poor. However, poor sound and picture quality due to weather conditions cannot be accepted as a malfunction of product.

- c) Change the satellite dish for a larger one as this will increase the signal levels received.
- d) Replace the LNB with a lower noise factor in case the noise factor is too high.
- e) Replace the LNB with a new one in case it is damaged or out of order.
- f) Install the antenna in an obstacle-free place.
- h) Check the signal levels and adjust your antenna if the level is too low. The signal level may be affected by weather conditions.

Troubleshooting

4. No or poor sound

- a) Check that your AV cable is connected correctly.
- b) Check the volume levels of your TV set and the product.
- c) Check if the product or TV is on mute.

5. Remote control does not operate

- a) To control the product, make sure that the STB mode is selected on the remote control.
- b) To control the product, the top end of the remote control should point directly towards the receiving part of the product.
- c) Remove and reinsert the batteries in the remote control.
- d) Replace the batteries in the remote control for a new set.

6. Cannot make reservations

- a) Check that no previous reservations are conflicting with the new reservation.

7. Channel search does not work

- a) Make sure that the antenna setting in the menu is correct.

8. Cannot record programmes

- a) Check if the USB hard drive is connected for recording purpose.
- b) The USB hard drive is full. Delete unnecessary programmes and make space for new recording.
- c) Check if the recording conflicts with another channel. Stop the current recording or wait until the recording is finished.
- d) Check that the product is switched on when the recording starts.

Factory Reset

To perform a complete reset of your box go to **Settings**, then **System Settings**. Select **Factory default** and **Reset system**.

You will need to enter your PIN to proceed (the default pin is 0000)

Once you've entered your PIN the box will restart and you will need to begin the installation process.

Setting the Universal Remote Control

1. Select the **TV** button on the remote control. The button will blink once.
2. Keep pressing the button for 3 seconds until the button lights on.
3. Enter the 3-digit code. Every time a number is entered, the button will blink. When the third digit is entered, the button will blink twice.
4. If a valid 3-digit code is entered, the product will power off.
5. Press the **OK** button and the mode button will blink three times. The setup is complete.

6. If the product does not power off, repeat the instruction from 3 to 5.

TOP TIP

When no code is entered for one minute, the universal setting mode will switch to normal mode. Try several setting codes and select the code that has the most functions.

Remote Control Function List

The keys on the remote control function as in the list below. Some keys may not function depending on the product.

Button	TV	Button	TV
STANDBY	POWER	Exit	EXIT
TV			VOLUME UP
STB			VOLUME DOWN
RECORDINGS		Home	MENU
MUTE	MUTE	i	INFO
TEXT	TEXT	P ^	PAGE UP
⏮	TEXT MIX	P v	PAGE DOWN
■	PIP INPUT	RED	RED
⏭	TEXT OFF,	GREEN	GREEN
⏪	PIP OFF	YELLOW	YELLOW
▶	TEXT EXPAND	BLUE	BLUE
⏩	PIP	1	1
R	PIP MOVE	2	2
II	TEXT HOLD	3	3
List		4	4
Search		5	5
TV Guide	GUIDE	6	6
OK	OK	7	7
UP	UP	8	8
LEFT	LEFT	9	9
RIGHT	RIGHT	0	0
DOWN	DOWN	SUB	SUBTITLE
Back	LAST	AD	

Setting the Universal Remote Control

TV Code List

Brand	Code
A.R. Systems	102, 006, 080, 066
Accent	006
Acer	261, 278, 305
Acoustic Solutions	210, 312, 324, 370, 386, 428, 477
Acura	002
ADL	224
Admiral	043, 014, 015, 023
Advent	192, 342
Adyson	034, 035
AEG	211, 256, 327, 489
Agashi	043, 034, 035
AGB	094
Agef	014
Aiko	006, 061, 043, 074, 002, 004, 011, 028, 034, 035, 065
Aim	006, 171
Airis	316, 413, 473
Aiwa	139, 141, 445
Akai	102, 006, 098, 144, 145, 111, 061, 043, 074, 148, 232, 280, 128, 122, 461, 109, 462, 489, 094, 084, 083, 065, 035, 034, 033, 028, 023, 011, 004, 002, 154, 321
Akiba	006, 036, 080, 045
Akito	006, 044
Akura	006, 144, 134, 204, 043, 036, 002, 026, 045, 071, 298, 327, 376, 451
Alaron	034
Alba	006, 144, 134, 204, 087, 064, 036, 005, 108, 473, 455, 447, 388, 099, 084, 077, 072, 065, 059, 034, 023, 002
AlfaView	220
All-Tel	190, 238
Allorgan	032, 035
Allstar	006
Amitech	131, 241
Amoi	315
Amplivision	064, 035, 049
Amstrad	006, 204, 043, 036, 074, 002, 023, 026, 062, 065, 071, 094, 128, 410, 436, 451

Anam	006, 002
Anam National	006, 129
Andersson	210, 211
Anglo	043, 002
Anitech	006, 043, 002, 045
Ansonic	006, 134, 064, 002, 017, 023, 042, 048, 066, 070, 285
AOC	120, 266, 335
Apollo	083
Apro	420
Arc En Ciel	020
Arcam	034, 035
Ardem	006, 144
Arena	006
Aristona	102, 006
ART	204
Arthur Martin	023
ASA	010, 014, 017, 018, 055
Asberg	006
Asora	002
Asuka	043, 036, 034, 035, 045
Atec	340, 387
Atlantic	006, 032, 034, 042, 049
Atori	002
Auchan	023
Audiosonic	006, 144, 086, 145, 043, 064, 036, 002, 020, 035, 066, 190, 250, 405, 473
Audioton	086, 043, 064, 035
Audiovox	079
Aumark	009
Autovox	014, 032, 035, 056, 097
AVC	472
Avious	352
Awa	111, 005, 019, 002, 003, 035, 079, 271
Axxent	002
Baier	192

Setting the Universal Remote Control

Baird	011, 012, 020, 033, 035, 054, 218
Bang & Olufsen	014
Barco	023
Basic Line	102, 006, 134, 204, 036, 080, 002, 023, 035, 045, 053, 066, 211
Bastide	035
Bauer	171, 344
Baur	006, 030, 061, 028, 056, 093, 096, 097, 101
Bazin	035
Beaumarck	027
Beko	006, 144, 086, 145, 111, 064, 072, 172, 361, 405
Belson	138, 201, 215
Belstar	204
BenQ	223, 328, 329
Bensten	258, 436, 437
Beon	006, 072
Berthen	134
Best	064
Bestar	006, 064, 066
Bestar-Daewoo	066
Binatone	035
Black Diamond	444, 204, 211
Blackway	036, 045
Blaupunkt	030, 005, 080, 025, 028, 096, 101
Blue Media	340, 387
Blue Sky	102, 006, 144, 134, 204, 145, 087, 036, 080, 091, 119, 045, 215, 229, 254, 265, 310, 361, 380, 445
Blue Star	045
BlueH	391
Boca	361
Boman	256
Boots	002, 035, 044
Bork	265
Bosch	049
BPL	006, 033, 045, 202
Brandt	120, 144, 103, 020, 046, 052
Brimax	380
Brinkmann	006, 134, 086, 072, 095
Brionvega	006, 014, 062
Britannia	034, 035
Brother	043
Bruns	014
BSR	023
BTC	036
Bush	102, 006, 144, 134, 204, 138, 087, 061, 043, 036, 005, 108, 376, 373, 370, 361, 335, 352, 327, 388, 430, 431, 432, 440, 448, 451, 473, 476, 477, 478, 002, 033, 035, 044, 045, 056, 059, 065, 066, 095, 133, 164, 210, 213, 229, 232, 250
Canton	036
Capsonic	043
Carad	134, 204, 113
Carena	006, 080
Carrefour	006, 005, 010
Carver	025
Cascade	006, 002
Casio	006
Cat	373, 504
Cathay	006, 386
CCE	006
cello	397, 410, 418, 419, 420
Centrum	204
Centurion	006
Century	014
CGE	064, 023, 072
Changhong	180
Chimei	475, 415
Cimline	036, 002
Cineral	079
Cinex	128, 213, 327
Citizen	009
City	002
Clarivox	006, 010, 072
Classic	091
Clatronic	006, 144, 043, 064, 036, 002, 035, 049, 065, 256
Clayton	204
CMS	034

Setting the Universal Remote Control

CMS Hightec	035
Concorde	002
Condor	006, 043, 064, 002, 034, 045, 049, 070, 072
Conia	179, 201, 298, 376
Conrac	172
Contec	006, 005, 002, 034
Continental Edison	087, 020, 046
Cosmel	006, 002
Crosley	014, 023
Crown	006, 144, 134, 204, 086, 145, 087, 111, 143, 064, 361, 135, 072, 071, 053, 033, 002
Crown Mustang	135
CS Electronics	036, 034
CTX	395
Curtis Mathes	009, 015, 021, 024, 079
Cybertron	036
Cytronix	246
D-Vision	102, 006, 451
Daewoo	102, 006, 124, 444, 036, 441, 406, 341, 338, 271, 249, 195, 192, 190, 164, 133, 119, 091, 079, 066, 035, 034, 002
Dainichi	036, 034
Daitsu	237
Dansai	006, 005, 002, 004, 033, 034, 035
Dansette	071
Dantax	144, 204, 086, 145, 064, 361, 445, 450
Datsura	033
Dawa	006
Daytek	221, 269, 271
Dayton	002, 221, 269
Daytron	006, 002, 066
De Graaf	098, 007, 023, 033
DEC	258
Decca	006, 011, 035, 044, 094, 118
Dell	235, 278
Denko	043
Denon	021

Denver	006, 108, 214, 256, 352, 410, 453, 473, 489
Desmet	006, 002, 014, 049
DGM	436
Diamant	006
Diamond	181
DiBoss	293
Digatron	006
Digihome	210, 370
Digiline	006, 134, 018
Digimate	198
Digital Device	340
Digitek	310, 380
Digitrex	478
Digix Media	195
Dixi	006, 002, 014, 035
DL	199, 258
DMTech	260, 438, 449, 454, 456
Domeos	134
Dream Vision	379
DTS	002
Dual	006, 204, 208, 035, 042, 054, 056, 095, 097, 164, 210, 219, 237, 468
Dual Tec	035
Dumont	010, 011, 014, 017, 035
Durabrand	285, 361, 453
Dux	006
Dynatech	035
Dynatron	006
e-motion	380
E:imax	256, 316
Easy Living	230, 326, 402
Ecco	162
ECE	006
Edison-Minerva	087
Eiki	150
Elba-Sharp	094

Setting the Universal Remote Control

Elbe	102, 006, 113, 036, 028, 035, 042, 048, 062, 070, 075, 094, 099, 121
Elcitra	014, 023, 094
Elekta	043, 045
Element	376
Elfunk	204, 222
ELG	006
Elin	006, 098, 061, 002, 017, 056
Elite	006, 036, 049
Elta	043, 002
Emerson	006, 144, 134, 444, 086, 061, 064, 010, 014, 027, 045, 049, 065, 119
Emperor	045
Envision	266
Epson	243, 184, 186
Erae	267
Erres	006
ESC	006, 035
Etron	002, 023
Eurofeel	043, 035
Euroman	006, 043, 064, 034, 035
Europa	006
Europhon	006, 035, 094
Evesham	230, 340, 370, 382, 387
Evesham Technology	387
Evolution	395
Excors	467
Expert	023, 032, 042
Exquisit	006
FairTec	268
Fenner	002, 066
Ferguson	006, 120, 098, 103, 030, 204, 012, 020, 029, 046, 052, 054, 077, 292, 447, 476
Fidelity	006, 061, 043, 023, 026, 029, 034, 065, 071, 093, 097
Filsai	035
Finlandia	098, 061, 011, 023, 033, 055
Finlux	102, 006, 144, 145, 333, 327, 172, 122, 118, 094, 089, 084, 083, 070, 055, 035, 023, 018, 017, 014, 011, 010

Firstline	102, 006, 144, 134, 204, 061, 341, 267, 265, 250, 215, 172, 119, 097, 070, 066, 056, 050, 035, 034, 033, 011, 002
Fisher	061, 064, 005, 008, 011, 014, 017, 033, 035, 056, 097
Flint	006, 113, 043, 036, 080, 011
Force	210
Forgestone	029
Formenti	006, 014, 023, 034, 049
Formenti-Phoenix	034, 049
Fortress	014, 015
Fraba	006, 064
Friac	006, 113, 064, 002, 091
Frontech	043, 002, 023, 035
Fujimaro	190
Fujitsu	002, 011, 032, 035, 042, 137, 173, 187
Fujitsu General	002, 032, 035, 137
Fujitsu Siemens	172, 211, 230, 246, 268, 369
Funai	144, 134, 043, 275, 336, 369, 407
Galaxi	006
Galaxis	006, 064
Gateway	394
GBC	036, 002, 023, 066
GE	015, 027, 045, 052, 079, 150, 442
GEC	006, 061, 011, 023, 035, 056, 094
Geloso	002, 023, 066
General	020, 046, 082
General Technic	002
Genexxa	006, 036, 002, 023, 071
Gericom	172, 190, 195, 220, 224, 246, 340, 388
Go Video	009
Gold	397, 413, 484, 485
Goldfunk	134
GoldHand	034
GoldStar	006, 144, 145, 111, 061, 001, 007, 020, 023, 027, 034, 035, 047, 067
Gooding	087

Setting the Universal Remote Control

Goodmans	102, 006, 120, 144, 103, 134, 124, 444, 204, 087, 043, 036, 005, 478, 211, 232, 477, 250, 476, 271, 445, 355, 370, 373, 440, 376, 382, 383, 386, 002, 004, 011, 035, 047, 052, 054, 065, 066, 084, 091, 094, 119, 121, 133, 172, 195, 210	Hifivox	020
Gorenje	064	Higashi	034
GPM	036	Highline	006, 043
Gradiente	006, 025, 207	Hikona	036, 452
Graetz	144, 087, 061, 023, 053, 065, 211	Hinari	006, 043, 036, 005, 002, 033, 059, 077, 443
Gran Prix	128	Hisawa	144, 113, 036, 080, 045
Granada	006, 098, 103, 005, 019, 038, 011, 023, 033, 035, 053, 054, 060, 081, 083, 094, 008	Hisense	102, 092, 165, 254, 265, 366, 491
Grandin	102, 006, 144, 134, 204, 145, 113, 036, 080, 272, 270, 263, 246, 220, 215, 195, 190, 119, 066, 049, 045, 023, 002	Hit	014
Gronic	035	Hitachi	006, 098, 124, 204, 208, 005, 019, 037, 146, 152, 153, 163, 169, 193, 197, 007, 206, 210, 217, 227, 295, 296, 330, 377, 399, 424, 483, 020, 021, 023, 027, 035, 054, 056, 060, 076, 081, 083, 084, 085, 089, 091, 094, 018, 106, 107, 011
Grundig	102, 006, 030, 087, 142, 005, 108, 498, 476, 448, 447, 445, 430, 405, 370, 271, 267, 250, 225, 135, 121, 010, 101, 096, 028, 077	Hitachi Fujian	019
Grunkel	211	Hitsu	113, 036, 080, 002
H & B	172, 456	HMV	014
Haier	138, 344, 392, 339	Hoeher	144, 190, 211, 327
Halifax	043, 034, 035	Home Electronics	111
Hallmark	027	Hornlyphon	006
Hampton	034, 035	Hoshai	036, 080, 045
Hanimex	036, 443	Huanyu	034, 066
Hanns.G	402	Hugoson	198, 224
Hannspree	262, 263, 264, 342, 401, 402, 463	Humax	505, 299, 506, 507, 245, 319, 322, 411, 433, 479
Hanseatic	102, 006, 120, 144, 124, 061, 064, 172, 133, 097, 095, 091, 067, 056, 049, 048, 045, 035, 014, 002	HYD	271
Hantarex	006, 002, 094, 190, 260, 289	Hygashi	034, 035
Hantor	006	Hyper	002, 034, 035
Harsper	190	Hypersonic	061
Harwa	162, 218, 238	Hypson	102, 006, 144, 134, 204, 086, 145, 043, 080, 035, 045, 118
Harwood	006, 087, 002, 071	Hyundai	164, 190, 192, 241, 244, 271, 291, 317, 338, 340, 341, 439
Hauppauge	006	Iberia	006
Havermy	015	ICE	006, 043, 036, 034, 035, 065
HCM	006, 043, 036, 002, 035, 045, 071, 072	ICeS	036, 034
Hema	002, 035	iDEAL	327
Hemmermann	056, 097	Igo	226
		IISonic	271, 308, 342
		Iiyama	193, 198, 224
		Imperial	006, 064, 056, 072, 121, 487

Setting the Universal Remote Control

Indiana	006
InFocus	212, 220, 283
Ingelen	144, 113, 087, 023
Ingersol	002
Inno Hit	036, 002, 011, 035, 045, 047, 094, 211
Innovation	095
Innowert	190, 246
Interbuy	006, 043, 002
Interfunk	006, 061, 014, 020, 023, 056, 093
Internal	102, 444, 119
Intervision	006, 086, 087, 043, 036, 080, 002, 035, 045, 067, 095
Irradio	006, 036, 002, 047, 065, 147
Isukai	006, 036, 080, 045
ITC	035, 049
ITS	006, 043, 036, 034, 045, 065
ITT	098, 113, 061, 023, 029, 033, 053, 055, 056, 083, 084, 097
ITT Nokia	098, 113, 111, 061, 023, 033, 053, 055, 056, 083, 084
ITV	006, 043, 066
JDV	451
Jean	005, 307, 308
JEC	004
JMB	102, 124, 077, 091
JNC	378
Jocel	143
Jouge	284
Jubilee	102
JVC	111, 036, 005, 129, 130, 015, 029, 065, 072, 137, 149, 207, 264, 362, 408, 496
Kaisui	006, 036, 080, 002, 034, 035, 045
Kamp	034
Kapsch	061, 017, 023, 032, 042
Karcher	144, 113, 111, 043, 064, 045, 164, 327, 451
Kathrein	102, 195
Kawa	065
Kawasho	034

KB Aristocrat	023
Kendo	006, 204, 113, 064, 062, 067, 070, 095, 099, 128, 210, 285, 333
Kennedy	023, 032, 075
Kennex	204
Keymat	258, 300, 398, 436, 437
Kingsley	034
Kioto	142
Kiss	170
Kiton	006, 134
Kneissel	102, 006, 113, 064, 042, 048, 062, 066, 070, 075, 091
Kobra	290
Kolster	006, 036, 056
Konig	006, 016
Konka	006, 144, 036, 065, 072, 126, 158, 201
Kontakt	087
Korpel	006
Korting	064, 014, 049
Kosmos	006
Kotron	071, 440
Koyoda	002
Kreisen	192, 293
KTV	035
Kuba	056
Kyoshu	071, 072
Kyoto	023, 034, 035
L&S Electronic	144, 172, 190
LaSAT	086
Lava	293
Lavis	204
Leader	002
Lecson	006
Lemair	070
Lenco	006, 108, 017, 066, 352, 452
Lenoir	002, 214
Lentec	316
Lexsor	218, 303

Setting the Universal Remote Control

Leyco	006, 043, 011
LG	102, 006, 144, 145, 138, 061, 064, 248, 281, 354, 367, 368, 384, 396, 416, 417, 425, 426, 215, 209, 067, 047, 035, 034, 027, 023, 002, 001, 236, 257
Liesenk & Tter	006
Liesenkotter	006
Lifetec	006, 144, 134, 204, 208, 036, 002, 066, 095, 137
Lloyd's	002
Local India TV	002, 033, 109, 280
Lodos	204, 210
Loewe	006, 064, 014, 048, 093, 094, 123, 131, 167, 414, 434
Logic	494
Logik	204, 001, 003, 029, 162, 195, 224, 292, 376, 464, 465, 466
Logix	134, 095
Luker	451
Luma	204, 002, 023, 032, 042, 062, 066, 070
Lumatron	006, 043, 012, 023, 032, 035, 042
Lux May	006, 002
Luxor	098, 204, 061, 023, 033, 035, 047, 055, 056, 060, 083, 084, 122, 211
LXI	022
M Electronic	006, 144, 124, 030, 061, 361, 133, 093, 089, 084, 070, 066, 056, 055, 054, 046, 035, 034, 023, 020, 018, 017, 002
Madison	006
MAG	298, 376
Magnadyne	014, 023, 094, 097
Magnafon	012, 034, 094
Magnavox	005, 003
Magnin	442
Magnum	006, 144, 145, 128, 242
Mandor	043
Manesth	006, 043, 004, 035, 049
Manhattan	006, 134, 204, 164, 192, 237, 293
Maqma	290, 340, 378, 404
Marantz	102, 006, 071, 140, 277, 317
Marelli	014

Mark	006, 144, 145, 002, 034, 035, 066
Marks and Spencer	420
Marquant	478
Mascom	327, 432
Master's	091
Masuda	036
Matsui	102, 006, 144, 030, 204, 087, 005, 080, 074, 153, 195, 097, 094, 369, 445, 077, 447, 065, 059, 056, 052, 044, 035, 033, 028, 011, 008, 004, 003, 002
Matsushita	129
Maxent	394, 160
Maxim	213, 327, 451
Medialine	220, 449
Mediator	102, 006
Medion	102, 006, 144, 134, 204, 138, 208, 172, 195, 093, 040, 210, 213, 219, 230, 285, 327, 370, 440, 456
Megas	113
Megatron	021, 027
MEI	204
Memorex	204, 002, 009, 027
Memphis	002, 011
Mercury	006, 002
Metronic	120
Metz	006, 134, 030, 108, 014, 028, 063, 096, 101, 211, 318
MGA	027, 442
Micromaxx	006, 134, 204, 121, 172, 256, 456
Microspot	343
Microstar	172
Mikomi	204, 153, 210
Minato	006
Minerva	030, 087, 019, 010, 028, 094, 096, 101
Minoka	006, 071
Mirai	369, 423, 482
Mirror	440
Mistral Electronics	029
Mitsai	327
Mitsubishi	102, 006, 204, 005, 019, 014, 015, 027, 093, 096, 191, 311

Setting the Universal Remote Control

Mivar	034, 035, 047, 048, 094, 112
Mogen	374, 410
Monaco	002
Morgan's	006
Motorola	015
MTC	064, 009, 034, 056, 093
MTEC	044
MTLogic	144, 473
Multibroadcast	029
Multitec	006, 134, 204, 086, 327
Multitech	006, 086, 043, 064, 002, 034, 035
Murphy	017, 023, 034
Musikland	036
Mx Onda	298, 376
MyCom	271
Myrica	369
Myryad	102
NAD	006, 061, 190
Naiko	006, 111, 157, 451
Nakimura	006, 066
Narita	451
NAT	038
National	038
NEC	005, 002, 003, 025, 035, 040, 049, 066, 140, 239, 379
Neckermann	102, 006, 064, 014, 028, 049, 056, 070, 072, 101
NEI	006, 204, 065
Neon	237, 389
Neovia	190, 192, 220, 260, 267, 268, 271, 273, 449, 454
Nesx	389
Netsat	006
NetTV	160
Neufunk	102, 006, 144, 113, 036, 002
New Tech	102, 006, 002, 035, 054
New World	036
Nextier	338
NFREN	170

Nicam	097
Nicamagic	034
Nikkai	006, 043, 036, 005, 002, 004, 011, 034, 035
Nikkei	144
Nikko	027
Nobliko	010, 034
Nogamatic	020
Nokia	098, 113, 111, 061, 023, 033, 049, 053, 055, 056, 066, 083, 084, 089, 122
Norcent	266, 335
Nordic	035
Nordmende	006, 144, 103, 030, 020, 046, 054, 242, 280, 499
Normerel	006
Northern Star	220
Novatronic	006, 018, 066
Novita	273
Oceanic	098, 061, 023, 033, 083
Odeon	043
Okano	006, 043, 064, 002, 011
Olidata	271
Omega	043
Onida	207, 226
Onimax	144
Onn	380, 465, 477, 495, 497, 500, 501
Onwa	036, 074, 065, 109
Onyx	380, 397
Opera	006
Optimus	129, 024
Optoma	234, 346, 371
Orbit	006
Orcom	300
Orion	102, 006, 144, 204, 467, 458, 457, 456, 448, 445, 443, 385, 218, 195, 131, 097, 094, 077, 071, 059, 050, 049, 003
Orline	006, 036
Ormond	134, 204
Orsowe	094

Setting the Universal Remote Control

Osaki	102, 006, 043, 036, 011, 035, 044, 059, 066, 071
Osio	006, 047
Oso	036
Osume	006, 036, 005, 011
Otic	298, 376
Otto Versand	102, 006, 030, 061, 005, 038, 028, 020, 035, 049, 054, 056, 015, 093, 096, 097, 101
Pacific	102, 144, 204, 208, 077, 256
Packard Bell	254, 293
Pael	034
Palladium	102, 006, 144, 064, 208, 035, 056, 028, 070, 072, 095, 101, 023, 121, 131, 014
Palsonic	006, 138, 043, 001, 035, 072, 218, 238, 303
Panama	006, 043, 002, 034, 035
Panasonic	006, 098, 061, 129, 038, 023, 063, 094, 187, 251, 294, 353, 359, 279, 306
Panavision	006, 070
Pathe Cinema	023, 034, 048, 049
Pathe Marconi	020
Pausa	002
Penney	009, 022, 027, 442
Perdio	006, 011, 023, 034, 045, 049
Perfekt	006
Petters	006
Philco	006, 064, 014, 021, 072
Philex	029
Philharmonic	035
Philips	102, 006, 061, 459, 435, 429, 395, 310, 302, 297, 247, 125, 110, 101, 073, 066, 054, 029, 014, 002
Phocus	144, 242, 250, 361, 405
Phoenix	006, 086, 064, 011, 014, 023, 034, 049
Phonola	102, 006, 014, 029, 034
Pilot	142
Pioneer	006, 086, 061, 064, 020, 023, 024, 046, 073, 093, 136, 159, 233, 277, 286, 381
Pionier	086, 064, 327
Plantron	006, 043, 002

Playsonic	006, 144, 145, 035, 053, 361, 405
Polaroid	298, 312, 355, 376, 383, 390, 240
Poppy	002
Portland	066, 119
Powerpoint	006, 138, 087, 201
Prandoni-Prince	061, 094
Precision	035
Premier	199
Prima	043, 002, 071, 218, 238, 303
PrimeView	340
Prinston	204, 145
Prinz	061, 011, 056, 097
Profex	061, 002, 023
Profi	002
Profilo	327
Profitronic	006
Proline	006, 120, 124, 204, 011, 050, 070, 118, 121, 271, 324, 386, 450
Proscoc	002
Prosonic	006, 144, 134, 064, 034, 035, 065, 066, 389, 403, 428, 437, 467, 486
Protech	006, 134, 204, 086, 043, 002, 035, 045, 056, 072
Proton	027
ProVision	102, 006, 144, 256
Proxima	150, 152
Pvision	192, 310, 456
Pye	102, 006, 014, 056, 066, 101
Pymi	002
QONIX	352
Quadral	036
Quasar	002, 190
Quelle	006, 134, 030, 204, 061, 101, 097, 096, 093, 056, 028, 020, 017, 010, 003
Questa	005
R-Line	006
Radialva	036, 023
Radiola	102, 006, 035
Radiomarelli	006, 014, 094

Setting the Universal Remote Control

RadioShack	006, 027
Radiotone	006, 134, 204, 043, 064, 002, 071, 072, 128
Rank	010
Rank Arena	005
RBM	010
RCA	120, 015, 442
RealiTV	237
Reality	237
Recor	006
Rectiligne	006
Rediffusion	098, 061, 005, 055
Redstar	006
Reflex	006, 134, 204
Relisys	190, 192, 193, 194, 220, 221, 271, 310, 333, 338, 341, 355, 390
Remotec	006, 015, 021, 026
Reoc	144
Revox	006
Rex	043, 023, 032, 042, 070, 099
RFT	006, 043, 011, 014
Roadstar	006, 144, 134, 204, 145, 043, 036, 002, 045, 072, 214, 440
Robotron	014
Rolson	178, 267
Rover	193
Royal Lux	064, 052, 071
Saba	120, 098, 144, 103, 061, 014, 020, 023, 046, 052, 054, 090, 094, 335
Sagem	113, 080, 182, 253, 337
Saisho	043, 002, 003, 023, 035, 094, 097
Saivod	006, 134, 204, 143, 211, 327, 451
Sakai	023
Salora	098, 061, 023, 033, 047, 056, 060, 084, 094, 118, 122, 213, 219, 327
Salsa	052
Sambers	094
Sampo	394, 160
Samsung	102, 006, 043, 064, 108, 115, 231, 252, 275, 287, 332, 345, 350, 351, 372, 442, 474, 488, 490, 492, 228, 176, 175, 127, 095, 047, 035, 034, 033, 027, 023, 011, 009, 002

Sandra	034, 035
Sansui	006, 142, 131, 148, 189, 267, 326
Santon	002
Sanyo	204, 064, 005, 019, 442, 370, 363, 358, 357, 356, 222, 200, 150, 140, 097, 053, 048, 035, 034, 033, 025, 023, 017, 011, 008, 003, 002, 240
SBR	102, 006, 029
Schaub Lorenz	098, 144, 086, 111, 061, 056, 066, 215, 256, 267
Schneider	102, 006, 144, 134, 204, 061, 208, 036, 451, 450, 293, 128, 097, 095, 065, 056, 054, 042, 035, 023, 010
Scotch	027
Scotland	023
Scott	214
Sears	022, 026, 027
Seaway	124
Seelver	204
SEG	006, 134, 204, 087, 043, 036, 005, 285, 211, 210, 119, 062, 056, 035, 034, 002
SEI	006, 014, 023, 032, 056, 094, 097
Sei-Sinudyne	006, 014, 032, 094, 097
Seleco	023, 032, 042, 055, 062, 065, 070, 075, 099
Semp	022
Sencora	002
Sentra	004
Serino	113, 080, 015, 034
Sharp	005, 130, 216, 015, 029, 088, 094, 177, 274, 334, 365, 409, 166, 288
Shintoshi	006
Shivaki	006, 077
Siarem	014, 023, 094
Siemens	006, 030, 028, 096, 101
Siera	102, 006
Siesta	064
Silva	006, 061, 034, 128
Silva Schneider	006, 213, 327, 451
Silvano	108
Silver	145, 061, 005
SilverCrest	204
Singer	006, 074, 002, 014, 052, 075

Setting the Universal Remote Control

Sinotec	162
Sinudyne	006, 061, 014, 023, 032, 056, 094, 097
Skantic	060
SKY	006, 195, 271, 300, 307, 308, 340, 341, 342, 343, 344, 391, 400, 421
SKY Brazil	195
Sliding	170, 190, 195, 256, 269, 270, 272
SLX	134
Smaragd	087
Soemtron	190, 246
Sogera	049
Sogo	271, 473
Solavox	006, 098, 061, 011, 023
Sonawa	036
Soniko	006
Sonitron	064, 033, 035, 053
Sonix	271, 389
Sonneclair	006
Sonoko	006, 043, 002, 035, 045
Sonolor	098, 061, 023, 033, 045
Sontec	006, 064, 002
Sony	006, 301, 005, 446, 412, 393, 375, 360, 325, 255, 203, 185, 174, 058, 003
Sound & Vision	036, 066
Soundesign	027
Soundwave	006, 204, 145, 049, 072, 420
Spectra	002
Squareview	026
Ssangyong	002
Standard	006, 204, 036, 002, 035, 049, 066, 380
Starlite	006, 043, 002, 023
Stenway	036, 045
Stern	043, 023, 032, 042, 070, 099
Strato	006, 043, 002, 403
Strong	210, 211
Stylandia	035
SunBrite	284

Sungoo	470
Sunkai	113, 087, 036, 080, 050, 059, 190
Sunstar	006, 043, 002, 065
Sunstech	456
Sunwood	006
Superla	034, 035, 094
SuperTech	102, 006, 036, 002, 034
Supra	002, 066
Susumu	036, 046, 052
Sutron	002
SVA	108, 190
Swedx	340
Swissflex	481
Swisstec	481, 480, 422, 421, 401, 400, 391, 344, 343, 342, 341, 340, 308, 307, 300, 271, 195, 190
Sydney	034, 035
Sylvania	026, 275, 427
Sysline	006
Sytong	034
Tactus	044
Tandberg	061, 020, 063
Tandy	036, 011, 015, 023, 035
Targa	237, 267
Tashiko	005, 023, 025, 034, 035
Tatung	006, 003, 011, 035, 044, 094, 118, 215, 230, 256, 267, 326, 327, 382, 383, 395
TCL	142, 321
TCM	144, 172, 242, 456
Teac	006, 144, 134, 138, 143, 043, 080, 002, 025, 026, 027, 056, 093
Tec	006, 002, 035, 042, 052, 082
Tech Line	006, 134, 211, 285
Tech Lux	214
Techica	036
Technema	049
Technica	118, 451
Technics	102, 129
Technika	422, 428, 465, 468, 480, 493

Setting the Universal Remote Control

TechniSat	102, 131, 237
Technisson	144, 242, 361
Technosonic	102, 120, 091, 195, 256, 258, 436, 437, 451, 468
Technotrend	316, 378
Techwood	204, 211
Teckton	271
Tecnimagen	102
Teco	205
Tedelex	002, 035, 380
Teiron	002
Tek	168
Teknika	009
TELE System	192
Teleavia	046, 054
Telecor	006, 036, 023, 035, 042
Telefunken	006, 120, 144, 103, 086, 320, 202, 105, 090, 082, 055, 054, 052, 046, 020, 016, 012, 348
Telefusion	006
Telegazi	006, 043, 036, 023, 042
Telemagic	150
Telemeister	006, 049
Telesonic	006
Telestar	102, 006
Teletech	006, 134, 204, 002
Teleton	005, 032, 035, 042, 056
Televideon	023, 034, 049
Television	006
Tempest	002
Tennessee	006
Tensai	006, 204, 145, 036, 002, 017, 018, 035, 049, 065, 066, 067
Tenson	002, 049
Tevion	102, 006, 144, 134, 204, 208, 468, 405, 403, 376, 355, 327, 298, 246, 242, 232, 230, 172, 128
Texet	036, 002, 034, 035, 066
Texla	165
Thes	467, 469, 471
Thomson	006, 120, 103, 020, 046, 052, 054, 056, 082, 335

Thorn	006, 061, 005, 100, 096, 093, 091, 054, 052, 044, 029, 020, 017, 012, 011, 004
Thorn-Ferguson	012, 029, 052, 054, 091
Time	378, 454, 455
Tiny	238
TMK	027
Tobishi	310
Tokai	006, 134, 204, 002, 011, 023, 035, 066
Tokaido	204
Tokyo	004, 034
Tomashi	036, 045
Topline	134, 204
Toshiba	030, 204, 005, 115, 129, 092, 447, 364, 313, 304, 242, 212, 211, 183, 100, 039, 022, 020, 010, 009, 004, 236, 257
Tosumi	451
Towada	035, 056
Toyoda	002
Trakton	043
TRANS-continents	102, 006, 134, 204, 035, 118, 190, 269, 272
Tranasonic	006, 108, 002
Transtec	034
Trident	035, 094
Trio	298, 376
Tristar	043, 036, 029
Triumph	102, 006, 055, 094
Tsoschi	045
TVTEXT 95	102
TWF	432
Uher	006, 086, 064, 032, 042, 049, 066, 072, 084
Ultravox	006, 014, 023, 034, 066
UMC	308, 340, 343, 391, 400, 422, 480, 481, 493
Unic Line	006, 080, 083
United	006, 144, 204, 145, 108, 397, 445, 451
Universal	006

Setting the Universal Remote Control

Universum	006, 134, 030, 204, 061, 043, 064, 005, 115, 070, 072, 083, 084, 089, 093, 096, 097, 101, 122, 172, 211, 285, 062, 056, 055, 047, 035, 025, 020, 018, 017, 010, 003, 002
Univox	006, 014, 023
V2max	190
V7 Videoseven	195, 224, 237, 271, 369, 394
Venturer	324, 386, 428
Vestel	006, 134, 204, 035, 211, 333, 370
Vexa	006, 002
Vibrant	044
Victor	005
Videocon	092
Videologic	036, 034
Videologique	036, 034, 035
VideoSystem	006
Videotechnic	034, 035, 049, 066
Videoton	023, 060
Vidikron	150, 277
Vidtech	027
Viewpia	192
Viewsonic	307, 308, 323, 335, 349, 391, 394, 259, 331
Visiola	034
Vision	006, 035, 049
Vistar	032
Vistron	265, 460
Vivax	250, 258
Vivid	250
Vortec	006
Voxson	006, 014, 023, 072
Waltham	006, 134, 204, 020, 035, 060, 072, 077
Wards	009, 022, 024, 027
Watson	006, 144, 134, 204, 036, 002, 023, 049, 095, 271, 285
Watt Radio	023, 034, 056, 097
Wega	006, 005, 014
Wegavox	002
Welltech	014

Weltblick	035, 049
Weltstar	204
Westinghouse	189
Wharfedale	102, 006, 095, 189, 256, 327, 370, 452, 453, 477, 502
White Westinghouse	006, 034, 049, 119
Wilson	102
Windsor	134, 204
Windstar	045
Windy Sam	102
World-of-Vision	190, 193, 195, 198, 224, 242, 246, 340, 389
X-View	215
Xenius	124, 133
XLogic	188
Xomax	397
Xoro	218, 224, 229, 303, 404, 503
Xrypton	006
Yakumo	342
Yalos	398
Yamaha	169, 314, 330, 184
Yamishi	006, 036, 080, 035, 045
Yokan	006
Yoko	006, 043, 064, 036, 002, 034, 035, 053
Yorx	036
Ytawai	316
Zanussi	032, 035
Zenith	119, 236
Zenor	053
TV/VCR Combo	
Aiwa	445
Amstrad	026
Beko	086
Black Diamond	444
Blue Sky	119, 445
Daewoo	444, 119
Dantax	445
Emerson	444, 119

Setting the Universal Remote Control

Ferguson	120, 012
Fidelity	026
Finlux	017
Firstline	119
GE	015, 442
GoldStar	006
Goodmans	444, 066, 119, 445
Grandin	119
Grundig	102, 006, 030, 101, 445
Hanimex	443
Hinari	005, 443
Internal	444, 119
Irradio	147
LG	027
Magnin	442
Matsui	445
MGA	442
Mitsubishi	102, 015
Orion	443, 445
Penney	442
Philips	102, 006
Portland	119
Radiola	102
RCA	015, 442
Saba	120
Samsung	442
Sanyo	442
Schneider	102, 006
SEG	119
Sharp	015
Siemens	006
Sony	301, 446
Teac	026
Technics	102
Thomson	120
United	445
Universum	018
White Westinghouse	119

TV/VCR/DVD Combo	
Bush	448
Ferguson	447
Grundig	448
Matsui	447
Orion	448

If the code for your equipment is not listed, visit the following website and download the remote control code list.

<http://uk.humaxdigital.com>

Specification

Power Supply

Power Type: External Adaptor

Power Consumption: 12V \Rightarrow 2A

Input Voltage: 100-240V ~ 50/60Hz

Protection: Separate Internal Fuse & Lightning protection

Physical Specification

Size (W x H x D): 206mm x 42mm x 168.5mm

Weight: 446g

'WEEE' Instructions



This product should not be disposed with other household wastes at the end of its working life. Please separate this from other types of wastes and recycle it responsibly to promote the sustainable reuse of material resources. This will prevent possible harm to the environment or human health from uncontrolled waste disposal.

Domestic users:

Please contact either the retailer where you purchased this product or their local government office for details of where and how they can take this item for environmentally safe recycling.

Business users:

Contact your supplier and check the terms and conditions of the purchase contract. This product should not be mixed with other commercial wastes for disposal.

Trademarks

- Manufactured under license from Dolby Laboratories. Dolby, Dolby Audio and the double-D symbol are trademarks of Dolby Laboratories.
- HDMI, the HDMI Logo, and High-Definition Multimedia interface are trademarks and registered trademarks of HDMI Licensing LLC.

HDMI™

Note: The model name is located on the bottom of the product.

Specification

SIMPLIFIED EU DECLARATION OF CONFORMITY

The simplified EU declaration of conformity referred to in Article 10(9) shall be provided as follows:

Hereby, HUMAX declares that the radio equipment type HB-1100S is in compliance with Directive 2014/53/EU and relevant directives.

The full text of the EU declaration of conformity is available at the following internet address:

- United Kingdom : <http://uk.humaxdigital.com/ec>
- Germany : <http://de.humaxdigital.com/ec>

Wireless equipment use information

1. In France

Authorization for outdoor usage is limited to Channels 1~7 (2.400 ~ 2.454 GHz).

2. In Italy

For outdoor usage a general authorization is required from the national spectrum authorities.

3. In Latvia

For outdoor usage an authorization is required from the Electronic Communications Office.

4. 5GHz Radio Local Area Networks (RLANs) Band only indoor use.

5. This equipment may be operated in all European Union member countries and Turkey.

Product RF specifications	
Frequency mode (band)	Wi-Fi b/g/n (20/40MHz)
RF output power	Maximum power level is not exceeding 20dBm
Frequency range (MHz)	2.4GHz

And

Frequency mode (band)	Wi-Fi a, n(20/40MHz), ac(20/40/80MHz)
RF output power (EIRP)	Maximum power level is not exceeding 23dBm (for TPC) / 20dBm (for without TPC)
Frequency range (MHz)	5150MHz to 5350MHz

And

Frequency mode (band)	Wi-Fi a, n(20/40MHz), ac(20/40/80MHz)
RF output power (EiRP)	Maximum power level is not exceeding 14dBm
Frequency range (MHz)	5725MHz to 5875MHz

Open Source License Notice

OPEN SOURCE SOFTWARE NOTICE

HUMANIX products use certain open source operating system software distributed pursuant to GNU GENERAL PUBLIC LICENSE and GNU LESSER GENERAL LICENSE version 2.1 (as defined and published by the Free Software Foundation, Inc.

The following GPL and LGPL software source codes used in this product can be provided and will often be valid for up to three years from the date of original download of the software or purchase of product containing such software. Please contact us at awb@humanidigital.com.

GPL Software

```
linux  
libasprintf  
binutils  
compiler  
dram3  
mid-util  
parted  
rtplibent  
dscftools  
rt370
```

LGPL Software

```
id3lib  
Libevent  
libwebsocket  
log4j  
LibC  
DirectFB  
xml2json
```

MIT License Software

```
janison  
libcurl  
libxml2  
pixmap  
juicy-ui  
juicy-mpi  
juicy-xml-csml-min  
juicy-xdmain-jax  
dataformat  
state-machine-min
```

FreeType License (FTL) Software

EveryType
Portions of this software are copyright © 2007, The FreeType Project (www.freetype.org). All Rights reserved.

OpenSSL License Software

OpenSSL
This product includes cryptographic software written by Eric Young (ey@cryptsoft.com)
This product includes software written by Tim Hudson (tjh@cryptsoft.com)
This product includes software developed by the OpenSSL Project for use in the OpenSSL Toolkit.
(<http://www.openssl.org/>)

Libpng License Software

libpng
libpng versions 1.2.6, August 18, 2004, through 1.2.25, February 18, 2008, are Copyright (c) 2004, 2006, 2008 Glenn Randers-Pheasant, and are distributed according to the same disclaimer and license as libpng-1.2.5 with the following individual added to the list of Contributing Authors: Cosmin Truta

Zlib License Software

zlib
Copyright (c) 1995-2004 Jean-loup Gailly and Mark Adler

Nurses License Software

Nurses
Copyright (c) 1998-2004, 2006 Free Software Foundation, Inc.

Libxpat License Software

libxpat
Copyright (c) 1998, 1999, 2000 The Open Source Software Center Ltd and Clark Cooper
Copyright (c) 2001, 2002, 2003, 2004, 2005, 2006 Expat maintainers.

Jpeg Software

libjpeg
Copyright (c) 1991-2012, Thomas G. Lane, Guido Vollbrecht.

wpasupplicant Software

wpasupplicant
Copyright (c) 2003-2010, Jouni Malinen <HYPERLINK="mailto:jmalinen@w1.fi">HYPERLINK="mailto:jmalinen@w1.fi">

Use, modification and redistribution of the Open Source Software is governed by the terms and conditions of the applicable Open Source License. The GNU General Public License (GPL) is shown below.

The GNU General Public License (GPL)
Version 2, June 1991

Copyright (C) 1989, 1991 Free Software Foundation, Inc.
51 Franklin Street, Fifth Floor, Boston, MA 02110-1301, USA
Everyone is permitted to copy and distribute verbatim copies of this license document, but changing it is not allowed.

Section 0. Preamble
The licenses for most software are designed to take away your freedom to share and change free software. To make sure the software is free for all its users, the Free Software Foundation publishes this license, which guarantees your freedom to share and change free software—to make sure the software is free for all its users. This General Public License applies to most of the Free Software Foundation's software and to any other program whose authors commit to using it. (Some other Free Software Foundation software is covered by the GNU Lesser General Public License instead.) You can apply this to your programs, too. When we speak of free software, we are referring to freedom, not price. Our General Public License is designed to make sure that you have the freedom to distribute copies of free software (and charge for that service if you wish), that you receive source code or can get it if you want it, that you can change the software or use pieces of it in new free programs; and that you know you can do these things. To protect your rights, we need to make restrictions that forbid anyone to deny you these rights or to ask you to surrender the rights. These restrictions translate to certain responsibilities for you if you distribute copies of the software, or if you modify it.

For example, if you distribute copies of a program, whether gratis or for a fee, you must give the recipients all the rights that you have. You must make sure that they too, receive or can get the source code. And you must show them these terms and conditions. We protect your rights with two steps: (1) copyright the software, and (2) offer you this license which gives you legal permission to copy, distribute and/or

modify the software.

Also, for each author's protection and ours, we want to make certain that everyone understands that there is no warranty for this free software. If the software is faulty, you are responsible, and you are not to be held responsible by others to whom they have not the original. So all who are introduced by either will not reflect on the original authors' reputations.

Moreover, we want to protect the freedom of those who use the program. We wish to avoid the danger that redistributors of a free program will individually attempt patent licenses, in effect making the program proprietary. To prevent this, we have made it clear that any patent must be licensed for everyone's free use or not licensed at all.

The precise terms and conditions for copying, distribution and modification follow. TERMS AND CONDITIONS FOR COPYING, DISTRIBUTION AND MODIFICATION

0. This License applies to any program or other work which contains a notice placed by the copyright holder saying it may be distributed under the terms of this General Public License. The "Program" below refers to any such program or work, and a "work based on the Program" means either the Program or any derivative work under copyright law; that is to say, a work containing the Program or a portion of it, either verbatim or with modifications and/or translated into another language. (Hereinafter, translation is included without limitation in the term "modification".) Each licensee is addressed as "you".

Activities other than copying, distribution and modification are not covered by this License; they are outside its scope. The act of running the Program is not restricted, and the output from the Program is covered only if its contents constitute a work based on the Program (independent of having been made by running the Program). Whether that is true depends on what the Program does.

1. You may copy and distribute verbatim copies of the Program's source code as you receive it, in any medium, provided that you conspicuously and appropriately publish on each copy an appropriate copyright notice and disclaimer of warranty; keep intact all the notices that refer to this License and to the absence of any warranty; and give any other recipients of the Program a copy of this License along with the Program.

You may charge a fee for the physical act of transferring a copy, and you may at your option charge warranty fees in addition to the price of the copy. You may also offer separate warranty contracts, either for this License or for parts not covered by this License. You may offer separate warranty contracts, either for this License or for parts not covered by this License. You may offer separate warranty contracts, either for this License or for parts not covered by this License.

2. You may modify your copy or copies of the Program or any portion of it, thus forming a work based on the Program, and copy and distribute such modifications or work under the terms of Section 1 above, provided that you also meet all of these conditions:

a) You must cause the modified files to carry prominent notices stating that you changed the files and the date of any change.
b) You must cause any work that you distribute or publish, that in whole or in part contains or is derived from the Program or any part thereof, to be licensed as a whole to the same recipient as the original work as a whole.
c) If you distribute a work based on the Program, you must also include a copy of the original work and any modifications you made to it, in addition to the work that you are distributing. (Hereinafter, translation is included without limitation in the term "modification".) Each licensee is addressed as "you".

Activities other than copying, distribution and modification are not covered by this License; they are outside its scope. The act of running the Program is not restricted, and the output from the Program is covered only if its contents constitute a work based on the Program (independent of having been made by running the Program). Whether that is true depends on what the Program does.

3. You may copy and distribute verbatim copies of the Program's source code as you receive it, in any medium, provided that you conspicuously and appropriately publish on each copy an appropriate copyright notice and disclaimer of warranty; keep intact all the notices that refer to this License and to the absence of any warranty; and give any other recipients of the Program a copy of this License along with the Program.

4. You may modify your copy or copies of the Program or any portion of it, thus forming a work based on the Program, and copy and distribute such modifications or work under the terms of Section 1 above, provided that you also meet all of these conditions:

a) You must cause the modified files to carry prominent notices stating that you changed the files and the date of any change.
b) You must cause any work that you distribute or publish, that in whole or in part contains or is derived from the Program or any part thereof, to be licensed as a whole to the same recipient as the original work as a whole.
c) If you distribute a work based on the Program, you must also include a copy of the original work and any modifications you made to it, in addition to the work that you are distributing. (Hereinafter, translation is included without limitation in the term "modification".) Each licensee is addressed as "you".

Activities other than copying, distribution and modification are not covered by this License; they are outside its scope. The act of running the Program is not restricted, and the output from the Program is covered only if its contents constitute a work based on the Program (independent of having been made by running the Program). Whether that is true depends on what the Program does.

5. You may copy and distribute verbatim copies of the Program's source code as you receive it, in any medium, provided that you conspicuously and appropriately publish on each copy an appropriate copyright notice and disclaimer of warranty; keep intact all the notices that refer to this License and to the absence of any warranty; and give any other recipients of the Program a copy of this License along with the Program.

6. You may modify your copy or copies of the Program or any portion of it, thus forming a work based on the Program, and copy and distribute such modifications or work under the terms of Section 1 above, provided that you also meet all of these conditions:

a) You must cause the modified files to carry prominent notices stating that you changed the files and the date of any change.
b) You must cause any work that you distribute or publish, that in whole or in part contains or is derived from the Program or any part thereof, to be licensed as a whole to the same recipient as the original work as a whole.
c) If you distribute a work based on the Program, you must also include a copy of the original work and any modifications you made to it, in addition to the work that you are distributing. (Hereinafter, translation is included without limitation in the term "modification".) Each licensee is addressed as "you".

Activities other than copying, distribution and modification are not covered by this License; they are outside its scope. The act of running the Program is not restricted, and the output from the Program is covered only if its contents constitute a work based on the Program (independent of having been made by running the Program). Whether that is true depends on what the Program does.

7. If, as a consequence of a court judgment or allegation of patent infringement or for any other reason (not limited to patent issues), conditions are imposed on you by a third party that you cannot do without a specific license from that party, you may still comply with and distribute under this License provided you also take specific steps to protect the recipients of this License. You may in particular, but not limited to, in this case you may not impose any further restrictions on the recipients' exercise of the rights granted herein. You are not responsible for enforcing compliance by third parties with this License.

8. If, as a consequence of a court judgment or allegation of patent infringement or for any other reason (not limited to patent issues), conditions are imposed on you by a third party that you cannot do without a specific license from that party, you may still comply with and distribute under this License provided you also take specific steps to protect the recipients of this License. You may in particular, but not limited to, in this case you may not impose any further restrictions on the recipients' exercise of the rights granted herein. You are not responsible for enforcing compliance by third parties with this License.

9. If, as a consequence of a court judgment or allegation of patent infringement or for any other reason (not limited to patent issues), conditions are imposed on you by a third party that you cannot do without a specific license from that party, you may still comply with and distribute under this License provided you also take specific steps to protect the recipients of this License. You may in particular, but not limited to, in this case you may not impose any further restrictions on the recipients' exercise of the rights granted herein. You are not responsible for enforcing compliance by third parties with this License.

10. If, as a consequence of a court judgment or allegation of patent infringement or for any other reason (not limited to patent issues), conditions are imposed on you by a third party that you cannot do without a specific license from that party, you may still comply with and distribute under this License provided you also take specific steps to protect the recipients of this License. You may in particular, but not limited to, in this case you may not impose any further restrictions on the recipients' exercise of the rights granted herein. You are not responsible for enforcing compliance by third parties with this License.

11. If, as a consequence of a court judgment or allegation of patent infringement or for any other reason (not limited to patent issues), conditions are imposed on you by a third party that you cannot do without a specific license from that party, you may still comply with and distribute under this License provided you also take specific steps to protect the recipients of this License. You may in particular, but not limited to, in this case you may not impose any further restrictions on the recipients' exercise of the rights granted herein. You are not responsible for enforcing compliance by third parties with this License.

12. If, as a consequence of a court judgment or allegation of patent infringement or for any other reason (not limited to patent issues), conditions are imposed on you by a third party that you cannot do without a specific license from that party, you may still comply with and distribute under this License provided you also take specific steps to protect the recipients of this License. You may in particular, but not limited to, in this case you may not impose any further restrictions on the recipients' exercise of the rights granted herein. You are not responsible for enforcing compliance by third parties with this License.

13. If, as a consequence of a court judgment or allegation of patent infringement or for any other reason (not limited to patent issues), conditions are imposed on you by a third party that you cannot do without a specific license from that party, you may still comply with and distribute under this License provided you also take specific steps to protect the recipients of this License. You may in particular, but not limited to, in this case you may not impose any further restrictions on the recipients' exercise of the rights granted herein. You are not responsible for enforcing compliance by third parties with this License.

14. If, as a consequence of a court judgment or allegation of patent infringement or for any other reason (not limited to patent issues), conditions are imposed on you by a third party that you cannot do without a specific license from that party, you may still comply with and distribute under this License provided you also take specific steps to protect the recipients of this License. You may in particular, but not limited to, in this case you may not impose any further restrictions on the recipients' exercise of the rights granted herein. You are not responsible for enforcing compliance by third parties with this License.

15. If, as a consequence of a court judgment or allegation of patent infringement or for any other reason (not limited to patent issues), conditions are imposed on you by a third party that you cannot do without a specific license from that party, you may still comply with and distribute under this License provided you also take specific steps to protect the recipients of this License. You may in particular, but not limited to, in this case you may not impose any further restrictions on the recipients' exercise of the rights granted herein. You are not responsible for enforcing compliance by third parties with this License.

16. If, as a consequence of a court judgment or allegation of patent infringement or for any other reason (not limited to patent issues), conditions are imposed on you by a third party that you cannot do without a specific license from that party, you may still comply with and distribute under this License provided you also take specific steps to protect the recipients of this License. You may in particular, but not limited to, in this case you may not impose any further restrictions on the recipients' exercise of the rights granted herein. You are not responsible for enforcing compliance by third parties with this License.

17. If, as a consequence of a court judgment or allegation of patent infringement or for any other reason (not limited to patent issues), conditions are imposed on you by a third party that you cannot do without a specific license from that party, you may still comply with and distribute under this License provided you also take specific steps to protect the recipients of this License. You may in particular, but not limited to, in this case you may not impose any further restrictions on the recipients' exercise of the rights granted herein. You are not responsible for enforcing compliance by third parties with this License.

18. If, as a consequence of a court judgment or allegation of patent infringement or for any other reason (not limited to patent issues), conditions are imposed on you by a third party that you cannot do without a specific license from that party, you may still comply with and distribute under this License provided you also take specific steps to protect the recipients of this License. You may in particular, but not limited to, in this case you may not impose any further restrictions on the recipients' exercise of the rights granted herein. You are not responsible for enforcing compliance by third parties with this License.

19. If, as a consequence of a court judgment or allegation of patent infringement or for any other reason (not limited to patent issues), conditions are imposed on you by a third party that you cannot do without a specific license from that party, you may still comply with and distribute under this License provided you also take specific steps to protect the recipients of this License. You may in particular, but not limited to, in this case you may not impose any further restrictions on the recipients' exercise of the rights granted herein. You are not responsible for enforcing compliance by third parties with this License.

20. If, as a consequence of a court judgment or allegation of patent infringement or for any other reason (not limited to patent issues), conditions are imposed on you by a third party that you cannot do without a specific license from that party, you may still comply with and distribute under this License provided you also take specific steps to protect the recipients of this License. You may in particular, but not limited to, in this case you may not impose any further restrictions on the recipients' exercise of the rights granted herein. You are not responsible for enforcing compliance by third parties with this License.

21. If, as a consequence of a court judgment or allegation of patent infringement or for any other reason (not limited to patent issues), conditions are imposed on you by a third party that you cannot do without a specific license from that party, you may still comply with and distribute under this License provided you also take specific steps to protect the recipients of this License. You may in particular, but not limited to, in this case you may not impose any further restrictions on the recipients' exercise of the rights granted herein. You are not responsible for enforcing compliance by third parties with this License.

22. If, as a consequence of a court judgment or allegation of patent infringement or for any other reason (not limited to patent issues), conditions are imposed on you by a third party that you cannot do without a specific license from that party, you may still comply with and distribute under this License provided you also take specific steps to protect the recipients of this License. You may in particular, but not limited to, in this case you may not impose any further restrictions on the recipients' exercise of the rights granted herein. You are not responsible for enforcing compliance by third parties with this License.

23. If, as a consequence of a court judgment or allegation of patent infringement or for any other reason (not limited to patent issues), conditions are imposed on you by a third party that you cannot do without a specific license from that party, you may still comply with and distribute under this License provided you also take specific steps to protect the recipients of this License. You may in particular, but not limited to, in this case you may not impose any further restrictions on the recipients' exercise of the rights granted herein. You are not responsible for enforcing compliance by third parties with this License.

24. If, as a consequence of a court judgment or allegation of patent infringement or for any other reason (not limited to patent issues), conditions are imposed on you by a third party that you cannot do without a specific license from that party, you may still comply with and distribute under this License provided you also take specific steps to protect the recipients of this License. You may in particular, but not limited to, in this case you may not impose any further restrictions on the recipients' exercise of the rights granted herein. You are not responsible for enforcing compliance by third parties with this License.

KEEP IN TOUCH



Online

Keep up to date www.freesat.co.uk

Follow us www.twitter.com/Freesat_TV

Find us www.facebook.com/Freesat



Email updates

Sign up to be the first to find out what's on, and hear about new channel and On Demand player launches, competitions and the latest offers.

Register at www.freesat.co.uk/keepintouch

We promise to only send you interesting and entertaining news and TV reviews, and we'll never pass on your personal details to anyone you don't want us to.



Support

For help with installation or using your new Freesat box, call us on

0345 313 0051 (local call rate) or visit www.freesat.co.uk/help

Humax helpline **0344 318 8800** Email uksupport@humax-digital.co.uk

Visit www.humaxdigital.com/uk

The Freesat App

Plan on the go so you never miss your favourite shows again.

Find out more at www.freesat.co.uk/app



If you have any questions about set up, installation or Freesat the team are here to help
0345 313 0051 customerteam@freesat.co.uk



For any technical queries the Humax team are here to help **0344 318 8800**
uksupport@humax-digital.co.uk