



**SAP SuccessFactors** 

**PUBLIC**

Document Version: 2H 2023 – 2024-04-17

# **SAP SuccessFactors API Reference Guide (OData V2)**

# Content

<b>1</b>	<b>About SAP SuccessFactors OData APIs (V2).</b>	<b>7</b>
1.1	List of SAP SuccessFactors API Servers.	7
<b>2</b>	<b>Authentication.</b>	<b>13</b>
2.1	Restricting Access.	13
	Restricting OData API Access through Basic Authentication.	14
	Restricting API Access by IP Addresses or IP Address Ranges.	14
2.2	HTTP Basic Authentication (Deprecated).	16
	Permissions for Using HTTP Basic Authentication.	17
	Authenticating from a Browser.	17
2.3	Authentication Using OAuth 2.0.	17
	Registering Your OAuth2 Client Application.	19
	Generating a SAML Assertion.	25
	Requesting an Access Token.	28
	Viewing the Validity of an Access Token.	29
2.4	Enabling Session Reuse.	31
	Validating a Reused Session.	34
<b>3</b>	<b>Permissions.</b>	<b>35</b>
<b>4</b>	<b>Metadata.</b>	<b>37</b>
4.1	Retrieving Metadata.	38
4.2	Refreshing Metadata.	41
4.3	OData Annotations for EntitySet.	41
4.4	OData Annotations for Properties.	42
4.5	OData Annotations for Navigation Properties.	43
4.6	Metadata Enhancements for UI5 Smart Controls.	44
4.7	OData Service Catalog.	48
<b>5</b>	<b>Operations.</b>	<b>50</b>
5.1	Composing the OData URI.	50
5.2	Headers.	52
5.3	Handling Special Characters.	53
5.4	Date and Time.	56
	Using the DateTime Format.	56
	Using the DateTimeOffset Format.	57
5.5	Query Operations.	58
	Query with Key Predicate.	58

	System Query Options. . . . .	59
	Pagination. . . . .	82
5.6	Edit Operations. . . . .	91
	Insert. . . . .	92
	Merge. . . . .	93
	Replace. . . . .	94
	Upsert. . . . .	95
	Delete. . . . .	104
	Edit Parameters. . . . .	105
5.7	Working with Links. . . . .	111
	Querying Links. . . . .	112
	Creating Links. . . . .	113
	Updating Links. . . . .	114
	Deleting Links. . . . .	116
	Working with Links in Effective-Dated Entities. . . . .	117
5.8	Batch Operations. . . . .	121
	Upsert Behavior in a \$batch ChangeSet. . . . .	124
	Examples of \$batch Request Bodies. . . . .	126
<b>6</b>	<b>MDF OData API. . . . .</b>	<b>129</b>
6.1	Exposing Custom MDF Objects to OData API. . . . .	129
	API Subversioning. . . . .	131
6.2	MDF Foundation Object Entities. . . . .	132
6.3	Data Mapping Between MDF and OData API. . . . .	133
6.4	Locale Handling in MDF Entities. . . . .	144
6.5	MDF OData API Operations. . . . .	149
	Permissions. . . . .	150
	Query Operation. . . . .	151
	Edit Operations. . . . .	174
<b>7</b>	<b>API Center. . . . .</b>	<b>196</b>
7.1	Permissions for API Center. . . . .	196
7.2	Data Dictionary. . . . .	197
	OData API Data Dictionary. . . . .	197
	Legacy SFAPI Data Dictionary. . . . .	199
7.3	Enabling API Audit Logs. . . . .	199
7.4	OData API Metadata Management. . . . .	203
7.5	SFAPI Metering Details. . . . .	204
<b>8</b>	<b>Errors, Timeouts, and Access Limits. . . . .</b>	<b>206</b>
8.1	Common Errors (COE). . . . .	206
8.2	Logon Errors (LGN). . . . .	210

8.3	OAuth 2.0 Errors. . . . .	214
8.4	Timeouts. . . . .	218
8.5	Access Limits. . . . .	219
<b>9</b>	<b>API Reference. . . . .</b>	<b>221</b>
9.1	Common Entities. . . . .	221
	Attachment. . . . .	221
	CompanyProvisioner. . . . .	229
	CompetencyRating. . . . .	231
	Country. . . . .	239
	Currency. . . . .	243
	CurrencyConversion. . . . .	244
	Document Management Service (DMS). . . . .	246
	Photo. . . . .	249
	Picklists. . . . .	257
	Role-Based Permissions (RBP). . . . .	292
	TimeZone. . . . .	336
	To-Do. . . . .	341
	Theming. . . . .	383
	User Management. . . . .	397
	Function Imports for Common Entities. . . . .	481
9.2	Calibration. . . . .	498
	CalibrationTemplate. . . . .	498
	CalibrationSession. . . . .	504
	CalibrationSessionSubject. . . . .	506
	CalibrationSubjectRank. . . . .	507
	CalibrationSubjectComment. . . . .	509
9.3	Compensation. . . . .	511
	Reward and Recognition. . . . .	511
	Function Imports. . . . .	544
9.4	Employee Central. . . . .	548
	About Employee Central OData APIs. . . . .	548
	Advances. . . . .	595
	Apprentice Management. . . . .	605
	Contingent Workforce. . . . .	616
	Deductions. . . . .	626
	Employment. . . . .	637
	Employee Central for Public Sector. . . . .	716
	Fiscal Year. . . . .	762
	Foundation. . . . .	766
	Global Benefits. . . . .	881
	Payment Information. . . . .	1064

	Payroll. . . . .	1094
	Person. . . . .	1127
	Position Management. . . . .	1177
	Service Center. . . . .	1192
	Time & Attendance Management. . . . .	1205
	Workflow. . . . .	1448
	Business Examples. . . . .	1494
	FAQs. . . . .	1517
9.5	Employee Profile. . . . .	1525
	People Profile Configuration Entities. . . . .	1525
	BadgeTemplates. . . . .	1540
	UserBadges. . . . .	1541
	Background Entities. . . . .	1544
	Trend Entities. . . . .	1551
	EPPublicProfile. . . . .	1557
9.6	Execution Manager. . . . .	1559
	EMEvent. . . . .	1559
	EMEventAttribute. . . . .	1567
	EMEventPayload. . . . .	1570
	EMMonitoredProcess. . . . .	1573
9.7	Job Profile Builder. . . . .	1586
	CompetencyEntity. . . . .	1586
	CompetencyType. . . . .	1591
	WorkerCompetency (Beta). . . . .	1594
	WorkerCompetencyAssessment (Beta). . . . .	1597
	RoleCompetencyBehaviorMappingEntity. . . . .	1613
	Organizing Job Profile Builder Competencies. . . . .	1621
	FamilyEntity. . . . .	1626
	JobDescTemplate. . . . .	1628
	JobProfile. . . . .	1630
	RoleEntity. . . . .	1636
	SkillEntity. . . . .	1638
	SkillProfile. . . . .	1640
	PositionEntity. . . . .	1641
	PositionCompetencyMappingEntity. . . . .	1645
	PositionSkillMappingEntity. . . . .	1649
9.8	Learning. . . . .	1653
	SAP SuccessFactors Learning Micro Services List. . . . .	1653
	Common Use Cases for Learning OData APIs. . . . .	2098
	Throttling Limits for Learning OData APIs. . . . .	2243
	Background Knowledge for Learning Web Service Calls. . . . .	2245

9.9	Onboarding. . . . .	2254
	Onboarding 1.0. . . . .	2254
	Onboarding 1.0 MDF Entities. . . . .	2281
	Onboarding. . . . .	2307
9.10	Performance and Goals. . . . .	2360
	Performance. . . . .	2360
	Goals. . . . .	2560
	Continuous Performance Management. . . . .	2587
	Workflow Entities. . . . .	2710
9.11	Recruiting. . . . .	2715
	Job Requisition. . . . .	2715
	Job Application. . . . .	2790
	Candidate. . . . .	2872
	Job Offer. . . . .	2908
	RcmCompetency. . . . .	2936
	OData and Rules. . . . .	2938
	Function Import. . . . .	2939
9.12	Success Store. . . . .	2949
	SuccessStoreContent. . . . .	2949
9.13	Succession and Development. . . . .	2954
	Career Development Planning. . . . .	2954
	Succession. . . . .	2976
<b>10</b>	<b>OData V2 Best Practices. . . . .</b>	<b>3012</b>
<b>11</b>	<b>Change History. . . . .</b>	<b>3020</b>

# 1 About SAP SuccessFactors OData APIs (V2)

The Open Data Protocol (OData) is a standardized protocol for creating and consuming data APIs.

OData builds on core protocols like HTTP, and commonly accepted methodologies like REST. The result is a uniform way to expose full-featured data APIs. OData provides both a standard for how to represent your data and a metadata method to describe the structure of your data, and the operations available in your API. This guide focuses on OData version 2.0.

The SAP SuccessFactors HCM suite OData API is a Web Service API feature based on the OData protocol. It's intended to enable access to SAP SuccessFactors data in the system. SAP SuccessFactors HCM suite OData API provides methods for create, read, update and delete operations.

## Enabling OData V2 API

The OData v2 feature is enabled for all companies by default. If you want to turn off the feature, contact Product Support.

## Related Information

[List of SAP SuccessFactors API Servers \[page 7\]](#)

## 1.1 List of SAP SuccessFactors API Servers

Learn about the API servers of your company instance and how to construct the endpoint URLs.

### Endpoint URL Patterns

#### ⚠ Restriction

We don't support IP addresses in URLs as part of our reference architecture. Use domain names instead. If you think you have a special case that requires IP addresses instead of domain names, contact Product Support.

Protocol	URL Pattern	Endpoint Example
OData v2	/odata/v2/	https://api17.sapsf.com/odata/v2/
OData v4	/odatav4/	https://api17.sapsf.com/odatav4/
REST	/rest/	https://api17.sapsf.com/rest/
SFAPI	/sfapi/v1/soap	https://api17.sapsf.com/sfapi/v1/soap
WSDL	/sfapi/v1/soap?wsdl	https://api17.sapsf.com/sfapi/v1/soap?wsdl

## API Servers

Here's a list of API servers and mTLS certificate servers for SAP SuccessFactors data centers. Use search and filter to find the corresponding servers for your company.

To view the timezone information of an API server, go to your company login page or open your account on the header bar after login, and choose [Show version information](#).

Data Center	Environment	Platform	Location	API Server	mTLS Certificate Server
DC2 (DC57)	Production	Google Cloud Platform	Eemshaven, The Netherlands	https://api2.successfactors.eu/	https://api2.cert.successfactors.eu
DC2 (DC57)	Sales Demo	Google Cloud Platform	Eemshaven, The Netherlands	https://apisalesdemo2.successfactors.eu/	https://apisalesdemo2.cert.successfactors.eu
DC2 (DC57)	Preview	Google Cloud Platform	Eemshaven, The Netherlands	https://api2preview.sapsf.eu/	https://api2preview.cert.sapsf.eu
DC4 (DC68)	Production	Azure	Chandler, Arizona, US	https://api4.successfactors.com/	https://api4.cert.successfactors.com
DC4 (DC68)	Preview	Azure	Chandler, Arizona, US	https://api4preview.sapsf.com/	https://api4preview.cert.sapsf.com



Data Center	Environment	Platform	Location	API Server	mTLS Certificate Server
DC8 (DC70)	Production	Azure	Ashburn, Virginia, US	<a href="https://api8.successfactors.com/">https://api8.successfactors.com/</a>	<a href="https://api8.cert.successfactors.com">https://api8.cert.successfactors.com</a>
DC8 (DC70)	Sales Demo	Azure	Ashburn, Virginia, US	<a href="https://apisalesdemo8.successfactors.com/">https://apisalesdemo8.successfactors.com/</a>	<a href="https://api8sales.cert.successfactors.com">https://api8sales.cert.successfactors.com</a>
DC8 (DC70)	Preview	Azure	Ashburn, Virginia, US	<a href="https://api8preview.sapsf.com/">https://api8preview.sapsf.com/</a>	<a href="https://api8preview.cert.sapsf.com">https://api8preview.cert.sapsf.com</a>
DC10 (DC66)	Production	Azure	Sydney, Australia	<a href="https://api10.successfactors.com/">https://api10.successfactors.com/</a>	<a href="https://api10.cert.successfactors.com">https://api10.cert.successfactors.com</a>
DC10 (DC66)	Preview	Azure	Sydney, Australia	<a href="https://api10preview.sapsf.com/">https://api10preview.sapsf.com/</a>	<a href="https://api10preview.cert.sapsf.com">https://api10preview.cert.sapsf.com</a>
DC12 (DC33)	Production		Rot, Germany	<a href="https://api012.successfactors.eu/">https://api012.successfactors.eu/</a>	<a href="https://api012.cert.successfactors.eu">https://api012.cert.successfactors.eu</a>
DC12 (DC33)	Preview		Rot, Germany	<a href="https://api12preview.sapsf.eu/">https://api12preview.sapsf.eu/</a>	<a href="https://api12preview.cert.sapsf.eu">https://api12preview.cert.sapsf.eu</a>
DC15 (DC30)	Production		Shanghai, China	<a href="https://api15.sapsf.cn/">https://api15.sapsf.cn/</a>	<a href="https://api15.cert.sapsf.cn">https://api15.cert.sapsf.cn</a>
DC15 (DC30)	Preview		Shanghai, China	<a href="https://api15preview.sapsf.cn/">https://api15preview.sapsf.cn/</a>	<a href="https://api15preview.cert.sapsf.cn">https://api15preview.cert.sapsf.cn</a>

Data Center	Environment	Platform	Location	API Server	mTLS Certificate Server
DC17 (DC60)	Preview	Azure	Toronto, Canada	<a href="https://api17preview.sapsf.com/">https://api17preview.sapsf.com/</a>	<a href="https://api17preview.cert.sapsf.com">https://api17preview.cert.sapsf.com</a>
DC17 (DC60)	Production	Azure	Toronto, Canada	<a href="https://api17.sapsf.com/">https://api17.sapsf.com/</a>	<a href="https://api17.cert.sapsf.com">https://api17.cert.sapsf.com</a>
DC19 (DC62)	Preview	Azure	Sao Paulo, Brazil	<a href="https://api19preview.sapsf.com/">https://api19preview.sapsf.com/</a>	<a href="https://api19preview.cert.sapsf.com">https://api19preview.cert.sapsf.com</a>
DC19 (DC62)	Production	Azure	Sao Paulo, Brazil	<a href="https://api19.sapsf.com/">https://api19.sapsf.com/</a>	<a href="https://api19.cert.sapsf.com">https://api19.cert.sapsf.com</a>
DC22	Preview		Dubai, UAE	<a href="https://api22preview.sapsf.com/">https://api22preview.sapsf.com/</a>	<a href="https://api22preview.cert.sapsf.com">https://api22preview.cert.sapsf.com</a>
DC22	Production		Dubai, UAE	<a href="https://api22.sapsf.com/">https://api22.sapsf.com/</a>	<a href="https://api22.cert.sapsf.com">https://api22.cert.sapsf.com</a>
DC23	Preview		Riyadh, Saudi Arabia	<a href="https://api23preview.sapsf.com/">https://api23preview.sapsf.com/</a>	<a href="https://api23preview.cert.sapsf.com">https://api23preview.cert.sapsf.com</a>
DC23	Production		Riyadh, Saudi Arabia	<a href="https://api23.sapsf.com/">https://api23.sapsf.com/</a>	<a href="https://api23.cert.sapsf.com">https://api23.cert.sapsf.com</a>
DC40	Sales Demo	Azure		<a href="https://api40sales.sapsf.com">https://api40sales.sapsf.com</a>	<a href="https://api40sales.cert.sapsf.com">https://api40sales.cert.sapsf.com</a>
DC41	Preview	Azure	US East	<a href="https://api41preview.sapsf.com">https://api41preview.sapsf.com</a>	<a href="https://api41preview.cert.sapsf.com">https://api41preview.cert.sapsf.com</a>

Data Center	Environment	Platform	Location	API Server	mTLS Certificate Server
DC41	Production	Azure	US East	<a href="https://api41.sapsf.com">https://api41.sapsf.com</a>	<a href="https://api41.cert.sapsf.com">https://api41.cert.sapsf.com</a>
DC44 (DC52)	Preview	Google Cloud Platform	Singapore	<a href="https://api44preview.sapsf.com/">https://api44preview.sapsf.com/</a>	<a href="https://api44preview.cert.sapsf.com">https://api44preview.cert.sapsf.com</a>
DC44 (DC52)	Production	Google Cloud Platform	Singapore	<a href="https://api44.sapsf.com/">https://api44.sapsf.com/</a>	<a href="https://api44.cert.sapsf.com">https://api44.cert.sapsf.com</a>
DC47	Preview		Canada Central (Microsoft Azure)	<a href="https://api47preview.sapsf.com/">https://api47preview.sapsf.com/</a>	<a href="https://api47preview.cert.sapsf.com">https://api47preview.cert.sapsf.com</a>
DC47	Production		Canada Central (Microsoft Azure)	<a href="https://api47.sapsf.com/">https://api47.sapsf.com/</a>	<a href="https://api47.cert.sapsf.com">https://api47.cert.sapsf.com</a>
DC50	Preview	Google Cloud Platform	Aisa Northeast, Tokyo (Google Cloud Platform)	<a href="https://api50preview.sapsf.com">https://api50preview.sapsf.com</a>	<a href="https://api50preview.cert.sapsf.com">https://api50preview.cert.sapsf.com</a>
DC50	Production	Google Cloud Platform	Aisa Northeast, Tokyo (Google Cloud Platform)	<a href="https://api50.sapsf.com">https://api50.sapsf.com</a>	<a href="https://api50.cert.sapsf.com">https://api50.cert.sapsf.com</a>
DC55	Preview	Google Cloud Platform	Europe West 3	<a href="https://api55preview.sapsf.eu/">https://api55preview.sapsf.eu/</a>	<a href="https://api55preview.cert.sapsf.eu">https://api55preview.cert.sapsf.eu</a>
DC55	Production	Google Cloud Platform	Europe West 3	<a href="https://api55.sapsf.eu/">https://api55.sapsf.eu/</a>	<a href="https://api55.cert.sapsf.eu">https://api55.cert.sapsf.eu</a>
DC4 (DC68)	Sales Demo	Azure	US East 2	<a href="https://api68sales.successfactors.com">https://api68sales.successfactors.com</a>	<a href="https://api68sales.cert.successfactors.com/">https://api68sales.cert.successfactors.com/</a>

Data Center	Environment	Platform	Location	API Server	mTLS Certificate Server
DC74	Preview	Azure	Zurich, Switzerland	https://api74preview.sapsf.eu	https://api74preview.cert.sapsf.eu
DC74	Production	Azure	Zurich, Switzerland	https://api74.sapsf.eu	https://api74.cert.sapsf.eu

# 2 Authentication

This document explains the types of authentication used to access OData API, how to enable session reuse for OData API access, and how to set exceptions for API login.

SAP SuccessFactors provides the following two types of authentication for OData API:

- HTTP Basic Authentication (deprecated): Requires username, company ID, and password to log in.
- OAuth 2.0: A more secure way to authenticate users without providing passwords.

## ⚠ Caution

HTTP Basic Authentication will soon be retired. Please migrate to OAuth as soon as possible. For detailed retirement plan, see the announcement in the SAP SuccessFactors Migrating Features guide.

## 2.1 Restricting Access

Use the Admin Center tools to control who can access APIs in your instance.

### Context

API access restrictions can be set in several different tools in the Admin Center. Depending on the level of restrictions you want to set and which APIs you want to restrict access, choose the right tools.

If you want to ...	Use this tool
Restrict all API access through Basic Authentication	<a href="#">OData API Basic Authentication Configuration</a>
Restrict all API access on the instance level	<a href="#">IP Restriction Management</a>
Restrict all API access on the user level	<a href="#">Password &amp; Login Policy Settings</a> > <a href="#">Set API login exceptions...</a>

### Procedure

- To restrict API access through Basic Authentication, follow the instructions in [Restricting OData API Access through Basic Authentication \[page 14\]](#).
- To restrict API access on instance level, follow the instructions in [IP Restriction Management](#).
- To restrict API access for specific users, follow the instructions in [Restricting API Access by IP Addresses or IP Address Ranges \[page 14\]](#).

## 2.1.1 Restricting OData API Access through Basic Authentication

When HTTP Basic Authentication (Basic Auth) is used to access OData API, you can control which IP addresses are allowed the access using the OData IP allowlisting tool. Please note that this feature is called *OData API Basic Authentication Configuration* in the Admin Center and *OData IP Allowlisting* in the API Center.

You have the following options to limit the access of OData API using Basic Auth:

- *Always*: Users are allowed to log in using Basic Auth from any IP address.
- *Never*: No one is allowed to log in using Basic Auth.
- *Restrict access to below IPs*: Only users from specified IP addresses are allowed to log in using Basic Auth. With this option enabled, you can enter a list of IP addresses separated by comma. For example: **10.20.30.40**, **10.20.30.41**, **10.20.\*.\***.

### Note

When you use wildcards, you must enter all four bits of the IP address. For example, **10.10.\*.\*** is a valid entry and **10.10.\*** isn't.

### Note

The *OData IP Allowlisting* tool can only control OData API accesses using HTTP Basic Auth. To control all API accesses, use the *Password & Login Policy Settings* tool in Admin Center. For more information, see [Setting Password Policy and Exceptions for API Login](#).

## Related Information

[HTTP Basic Authentication \(Deprecated\) \[page 16\]](#)

## 2.1.2 Restricting API Access by IP Addresses or IP Address Ranges

You can use Admin Center tools to restrict users' access to APIs based on IP allowlists.

## Prerequisites

You have the following permissions:

- [Administrator](#) > [Manage System Properties](#) > [Password & Login Policy Settings](#) >
- [Administrator](#) > [Manage System Properties](#) > [IP Restriction Management](#) >

## Context

Access to SAP SuccessFactors HCM suite APIs can be restricted by IP on the instance level and on the user level. There are several Admin Center settings you can use to achieve this:

- The *IP Restriction Management* tool allows you to set IP restriction on the instance-level for user login and API access. In the case of API access, this setting is overridden by the *Set API login exceptions* setting.
- The *Set API login exceptions* page under *Password & Login Policy Settings* allows you to set IP restriction on individual users. This setting applies to SF APIs, OData APIs, REST APIs, and OAuth Authentication APIs (*/oauth/token* and */oauth/validate*). It overrides the *IP Restriction Management* setting for API access. If not set, the system falls back on *IP Restriction Management* to restrict API access.
- Additionally, you can restrict users' access to OData APIs using Basic Authentication. For more information, see the Related Information section.

Follow the instructions below to set IP restrictions for API access to your systems.

## Procedure

- To set IP restrictions on the instance level, go to ► *Admin Center* ► *IP Restriction Management* ►, and add a single IP address or IP address range from where users are allowed access to your system, including API access.
- To set IP restriction by users, go to ► *Admin Center* ► *Password & Login Policy Settings* ►, and choose *Set API login exceptions...* Here, you can restrict API access by users based on a single IP address or IP address range. Complete the following information:

Option	Description
<b>Username</b>	Enter the username for whom you want to apply the policy.
<b>Maximum password age (days)</b>	Enter the number of days the password is valid for. To set a password to never expire, enter <b>-1</b> .
	<b>Note</b> For security reasons, we do not recommend setting a password to never expire. This setting has no effect on API access using OAuth.
<b>IP address restrictions</b>	Enter the IP addresses separated by comma. For example: <b>10.20.30.40, 10.20.30.1-10.20.30.10.</b>
	<b>Note</b> The maximum password age applies only when the user is accessing from the IP addresses specified here. Only IPv4 addresses are supported.

## Related Information

[Restricting OData API Access through Basic Authentication \[page 14\]](#)

## 2.2 HTTP Basic Authentication (Deprecated)

HTTP Basic Authentication (Basic Auth) allows you to access OData API by providing username, company ID, and password information on an HTTP user agent, such as a web browser.

### ⚠ Caution

HTTP Basic Authentication will soon be retired. Please migrate to OAuth as soon as possible. For detailed retirement plan, see the announcement in the SAP SuccessFactors Migrating Features guide.

To log in with Basic Auth, you must have the [Allow Admin to Access OData API through Basic Authentication](#) permission and your client IP address is on the allow list to access the API server. For more information, see the Restricting API Access by IP section.

The authorization header of Basic Auth is constructed in the following way:

- Username, company ID, and password are combined into a string as such: `username@company ID:password`
- The resulting string literal is then encoded using Base64.
- The authentication method ("Basic") followed by a space is then put before the encoded string. For example, `Authorization: Basic QWxhZGRpbjpvYVUuIHNlc2FtZQ==`

## Restricting API Access by IP

HTTP Basic Authentication is generally considered less secure than authentication using OAuth 2.0. However, you can increase the security by controlling the API access based on clients' IP address in the following settings:

- [Admin Center > OData API Basic Authentication Configuration](#): This setting affects only the access to OData APIs using Basic Auth.
- [Admin Center > Password & Login Policy Settings > Set IP Login Exceptions](#): This setting affects all OData API and SFAPI calls.

## Related Information

[Restricting OData API Access through Basic Authentication \[page 14\]](#)



## 2.2.1 Permissions for Using HTTP Basic Authentication

Grant the required permissions to your role so that you can access OData APIs using HTTP Basic authentication.

Assign the *Allow Admin to Access OData API through Basic Authentication* permission under ► *Administrator Permissions* ► *Manage Integration Tools* ► to the relevant role so that you can access OData APIs using Basic Auth.

## 2.2.2 Authenticating from a Browser

You can use a web browser based authentication to enable querying..

To use this feature, you need:

1. Input URL of query OData in address bar. e.g. `https://<hostname>/odata/v2/Attachment?$top=1`
2. Enter your username and password when prompted.

You will not need to re-enter this information for subsequent queries until the browser is closed. If the user name and password verification fails, you will need to open a new window and try again

### Note

When you query in atom format in Firefox, the xml result will not be displayed, because Firefox regards atom format as RSS content by default. You can check the result in JSON format or view the source code to check the query result.

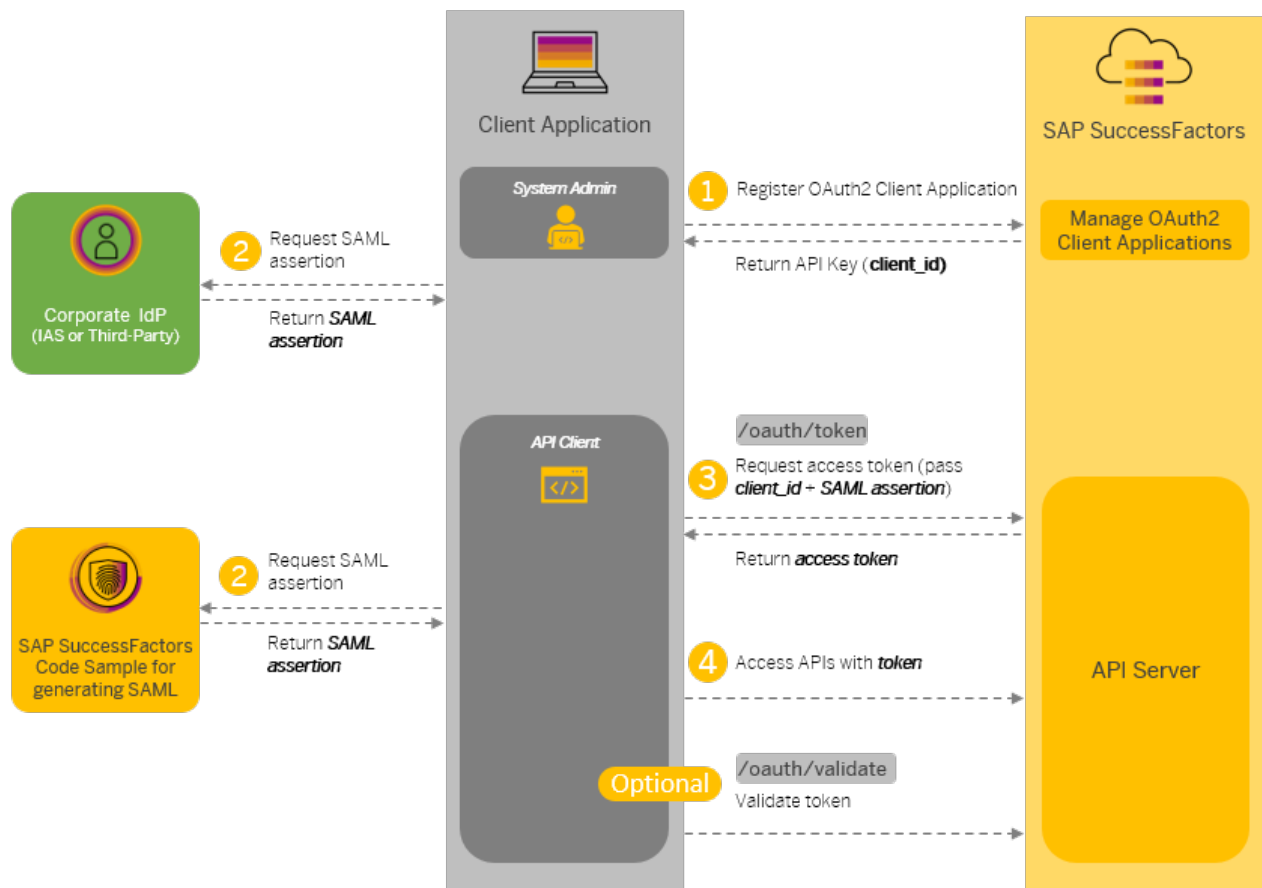
## 2.3 Authentication Using OAuth 2.0

Learn how to set up and use OAuth 2.0 for authenticating API users.

SAP SuccessFactors supports OAuth 2.0 to authenticate OData API and SFAPI users. Compared with HTTP Basic Auth, OAuth 2.0 is considered to be more secure in that it doesn't require users to provide their passwords during authentication. With OAuth 2.0, you can also use a third-party identity provider (IDP) for user management and provisioning.

### Process Overview

The following diagram explains how OAuth 2.0 works with SAP SuccessFactors.



- [Registering Your OAuth2 Client Application \[page 19\]](#)
  - [Generating a SAML Assertion \[page 25\]](#)
  - [Requesting an Access Token \[page 28\]](#)
  - [Viewing the Validity of an Access Token \[page 29\]](#)
  - [Follow the documentation of the IdP for requesting SAML assertions. \[page 17\]](#)
1. Register your client application in SAP SuccessFactors to obtain an API key.
  2. Obtain a SAML assertion from your trusted IdP (recommended, for example, SAP Cloud Identity Services - Identity Authentication) or use the sample code to generate one. For more information on how to use SAP Cloud Identity Services as an IdP, see the Related Information section.
  3. Pass your SAML assertion and API key (in the client\_id field) along with other information to generate an OAuth token.
  4. Use the generated token to call APIs.
  5. (Optional) Check whether your access token has expired or not.

## Related Information

[SAP Cloud Identity Services - Identity Provisioning](#)

## 2.3.1 Registering Your OAuth2 Client Application

Register your client application so that you can authenticate API users using OAuth2. After you register an application, you'll get an exclusive API key for your application to access SAP SuccessFactors OData APIs.

### Prerequisites

You have the [Manage Integration Tools](#) > [Manage OAuth2 Client Applications](#) permission.

### Procedure

1. Log into your instance as an administrator.
2. Go to [Admin Center](#) > [API Center](#) > [OAuth Configuration for OData](#) and choose [Register Client Application](#). You can also access the tool by searching [Manage OAuth2 Client Applications](#) in Action Search.
3. On the new OAuth client registration screen, enter the following information:

Option	Description
<b>Company</b>	The name of your company. This value is prefilled based on the instance of the company currently logged in.
<b>Application Name</b>	(Required) A unique name of your OAuth client.
<b>Description</b>	(Optional) A description of your application.
<b>Application URL</b>	(Required) A unique URL of the page that the client wants to display to the end user. The page contains more information about the client application. This is needed for 3-legged OAuth, however it isn't currently supported.

**Bind to Users** (Optional) You can enable this option to restrict the access of the application to specific users including business users and technical users.

#### Note

A business user in this context is a user who has permissions to call SAP SuccessFactors APIs for integration purposes.

A technical user is a system-generated user created for integrating SAP SuccessFactors with other SAP products and solutions.

Refer to [About Technical User](#) for more information.

**User IDs** (Required if you enabled the [Bind to User](#) option) Enter the user IDs separated by comma.

## Option

## Description

The binding of business users and technical users works as follows:

- If you don't bind any user to the application, all business users can request OAuth tokens but technical users can't.
- If you bind both business users and technical users to the application, only these users can request OAuth tokens.
- If you bind only technical users to the application, these technical users and any business user can request OAuth tokens.
- If you bind only business users to the application, only these users can request OAuth tokens.

### Note

Contact your system administrator or Product Support if you don't know the technical user ID of your instance.

## X.509 Certificate

(Required) The certificate corresponding to the private and public key used in the OAuth 2.0 authentication process. In this flow, SAP SuccessFactors require the public key and the client application has the private key. To register a client application, you must install the public key in SAP SuccessFactors.

You can obtain a certificate from a trusted service provider, or generate a self-signed certificate using a third-party tool. Either way, the certificate must be encrypted using a secure signature algorithm. Although both RSA-1 and RSA-2 algorithms are supported, we recommend using RSA-2 for better security.

If neither option is available, you can also generate an X.509 certificate in SAP SuccessFactors. If you choose to provide

For more information, see the [Related Information](#) section of this topic.

### Note

For better security, we recommend that you use a self-signed certificate or one from your trusted service provider.

In a **.pem** file, the X.509 certificate is a BASE64-encoded string enclosed between -----BEGIN CERTIFICATE----- and -----END CERTIFICATE----- . Enter only the enclosed string

Option	Description
	without the beginning and ending lines. Otherwise, an error occurs.
	<p><b>⚠ Caution</b></p> <p>When you change or regenerate an X.509 certificate for an application, the existing application client configurations are invalidated. This could lead to application failure until you update the configurations with the new certificate information.</p>

4. Choose [Register](#) to save your registration.

## Results

You've successfully registered your client application for OAuth2 authentication. An API key is generated and assigned to your application. You can view the API key by choosing [View](#) on the registered application list.

You can also edit, disable, and delete an OAuth2 client registration.

## Related Information

[Creating a X.509 Certificate Using Your Own Tools \[page 21\]](#)

[Creating an X.509 Certificate in SAP SuccessFactors \[page 24\]](#)

### 2.3.1.1 Creating a X.509 Certificate Using Your Own Tools

You can use tools such as OpenSSL to create an X.509 certificate.

## Prerequisites

There are different tools you can use to create X.509 certificates. In this example, we'll show you how to use OpenSSL to create a certificate. For Windows users, download the tool at <https://www.openssl.org>. For Mac and Linux users, OpenSSL is available with the native command-line tools such as Terminal.

## Context

X.509 certificates are used in many Internet protocols, including TLS/SSL. An X.509 certificate consists of a public key and a private key. The public key contains the identity information, such as a hostname, an organization, or an individual. The public/private key pair is used to establish secure communication between your application and SAP SuccessFactors.

## Procedure

1. Go to the OpenSSL library in your command-line tool.

For Mac and Linux users, call OpenSSL directly in the command tool under the default path. For Windows users, the entry point is the openssl binary, located in the installation folder, for example: `C:\Program Files\OpenSSL-Win64\bin\`.

2. Use the `openssl` command to create an X.509 certificate. The example below shows how to create a certificate using the recommended SHA-2 signature algorithm:

```
$ openssl req -nodes -x509 -sha256 -newkey rsa:2048 -keyout private.pem -out public.pem
```

### Note

`private.pem` and `public.pem` are the example names of the public/private key pair generated with this command. You can change them to any names of your choice.

Although SAP SuccessFactors support certificates signed using either SHA-1 or SHA-2 algorithms, we recommend that you use SHA-2 for better security.

3. Enter the following information when prompted:

Provide at least one of these values to create a certificate.

Option	Description
<b>Country Name</b>	Enter a two-letter country code of the entity to which the certificate is issued. A country code represents a country or a region. Example: <b>AU</b>
<b>State or Province Name</b>	Name of state or province of the entity to which the certificate is issued.
<b>Locality Name</b>	Name of locality of the entity to which the certificate is issued.
<b>Organization Name</b>	The entity to which the certificate is issued.
<b>Organization Unit Name</b>	The organization unit of the entity to which the certificate is issued.
<b>Common Name</b>	The hostname or IP address for which the certificate is valid. The common name (CN) represents the hostname of your application. It's technically represented by the <code>commonName</code> field in the X.509 certificate. The common name doesn't include any protocol, port number, or path. For example: <b>www.bestrun.com</b>
<b>E-mail Address</b>	Enter your e-mail address.

## Results

A public/private key pair is generated and saved to the local drive with the names you specified in the command.

### ⚠ Caution

Only the public key is required when you register an OAuth2 client application in SAP SuccessFactors. The private key must be kept secure under all circumstances. Do not share the private key with others. If you lose the private key, you must create a new certificate.

Example of a public key:

```
-----BEGIN CERTIFICATE-----
MIIB9jCCAV+gAwIBAgIUkR82LgtkNBccdyYD26K87zZ+vYwDQYJKoZIhvcNAQEE
BQAwDTELMAkGA1UECwwCRVAvHhcNMTkwOTI2MDIwNDUyWhcNMTkwMDI2MDIwNDUy
WjANMQswCQYDVQQLDAJFUDCBnzANBgkqhkiG9w0BAQEFAAOBjQAwYkCgYEAwKva
NZCOGcuY90/BudS+qQic+A3luM8mLtmI60R1ieJgEWGBCxSiDb2h8mQJiXwkuL9W
ebaaZP7hkqkdNoJgV/6NE7++GKyyS8fIhJgeWSb6Ee1MFhjQ0nZKzbZX5ms3I91n
twzkcHtKCQi/gi/Rouh1k/P/QVcrzSgHUHQJNy0CAwEAAANTMFEwHQYDVR0OBBYE
FHHbgqnnhm3GAJ4gy2IuEDxpLye7MB8GA1UdIwQYMBaAFHHbgqnnhm3GAJ4gy2Iu
EDxpLye7MA8GA1UdEwEB/wQFMAMBAf8wDQYJKoZIhvcNAQEEBQADgYEAG5CoqcEy
15vUpj5VfJeR/DS70tPIinp/TCC9kRO/++TSnPbqVcfPr8vIyc4L3MPKjXFBsefE
vtfHGGucVtv5N1+4U/b9NxFbuH2MP7W3swZ4WM72Na+W6iOhwesOr0p3IcOfxc3
RNCnagFmtbDFxAlPXQ0d+m+N5gxLRoCX1hE=
-----END CERTIFICATE-----
```

Example of a private key:

```
-----BEGIN PRIVATE KEY-----
MIICDQIBADANBgkqhkiG9w0BAQEFAASCAL8wggJbAgEAAoGBAMCr2jWQjhnLmPdP
wbnUvqkInPgN9bjPji7ZiOtedYhI4BFhgQsUog29ofJkCYl8JLpfVnm2msz+4ZKp
HTaCYff+jRO/vhisskvHyISYHlkm+hHpTBYY0NJ2Ss22V+ZrNyPdZ7cm5HB7SgkI
v4Iv0aLoZZPz/0FXK80oB1B6iTctAgMBAAECgYAid5vVsUJ6gt2egHobkF97Rbsu
9PBcW1JtVyUTUW/1LYRIF7VKEirbYm0yO4spOTgozxldMLmIqqAX6ID9W114kN/g
lzlc2/jMg+YgP+FNCjULygfjIwtGfpX8G0qYWza5oarzVbbGA1cvpHjyNMGV7ure
7syrjIXUighkaKrxgQJBAObVbGTvr/5xxScB1mPYoBe02JMyTzuVW0ts7NyfxXJu
w9vUoMDLV+2wuDE4w8/gUkkf26eojn3kwD708V61G4kCQQDVRVC7HcXYfU4wkr5S
JPMQzAln0Ruf6LgFpgIDPKpq7VUt1A9aQUbddxludFj057ksr2yU9sOLQgh3A
+2GFAkAWkRDavsVI48h5asWR11C3YJe3tDhow848DncNjpUX/dop+JyKnJaJBzjK
nxkNjomcN9KajnD3v9BH11ytewi5Aka8IAWscUc/kJrUziXhpWYD3vXykYG5Ndm6
NSkx0dmLprZifNS1B7nAydqqXTe4eVyNxxN3d9PyZs5ArPuno2lAkAQ8WiHbqGA
Jl06R9+D6HiWywpCaQ0oh6H/+84mb1ew2SUw1mFxrOXgfsRVNUe+ahs3nSIhoba0
cqs0ZSBtNDxV
-----END PRIVATE KEY-----
```

## 2.3.1.2 Creating an X.509 Certificate in SAP SuccessFactors

You can create an X.509 certificate in SAP SuccessFactors HCM suite if you're unable to create a certificate using your own tools.

### Context

#### ⚠ Caution

We don't recommend creating the X.509 certificate in the API Center and downloading the private key. It's a less secure approach because downloading the private key increases the risk of exposing it. Only consider this approach you're unable to create an X.509 certificate using your own tools.

### Procedure

1. Log into your instance as an administrator.
2. Go to ► [Admin Center](#) ► [API Center](#) ► [OAuth Configuration for OData](#) ► and choose [Register Client Application](#). You can also access the tool by searching [Manage OAuth2 Client Applications](#) in Action Search.
3. On the new OAuth client registration screen, choose [Generate X.509 Certificate](#) and enter the following information:

Option	Description
Issued By	Value set to <b>SuccessFactors</b>
Common Name	The hostname or IP address for which the certificate is valid. The common name (CN) represents the hostname of your application. It's technically represented by the commonName field in the X.509 certificate. The common name doesn't include any protocol, port number, or path. For example: <b>www.bestrun.com</b>
Organization	(Optional) The entity to which the certificate is issued.
Organization Unit	(Optional) The organization unit of the entity to which the certificate is issued.
Locality	(Optional) Name of locality of the entity to which the certificate is issued.
State/Province	(Optional) Name of state or province of the entity to which the certificate is issued.
Country	(Optional) Enter a two-letter country code of the entity to which the certificate is issued. A country code represents a country or a region. Example: <b>AU</b>
Validity	(Optional) The number of days for which you want the X.509 certificate to be valid. If left empty, the validity defaults to 365 days.

#### 📌 Note

Validity check works only when the [Enable validity check](#) option is selected.



Option	Description
<b>Enable validity check</b>	Indicates whether or not the system checks the validity of the certificate. If disabled, the certificate never expires. If checked, you can either specify the validity period in days in the <a href="#">Validity</a> field, or leave it empty so that the validity defaults to 365 days.

4. Choose [Generate](#).

## Results

A new X.509 certificate is generated and filled in the [X.509 Certificate](#) field on the new OAuth2 client registration screen. Continue your registration in [Registering Your OAuth2 Client Application \[page 19\]](#) with this certificate.

### ⚠ Caution

Both the public key and private key are available to you in the generated certificate. You must save the private key before you register your client application. Only the public key is available for viewing when the client application is registered. The private key must be kept secure under all circumstances. Do not share the private key with others. If you lose the private key, you create a new one.

## 2.3.2 Generating a SAML Assertion

Generate a Security Assertion Markup Language (SAML) assertion for requesting an OAuth token. This topic explains how to generate a SAML assertion using the offline tool provided by SAP SuccessFactors.

### Prerequisites

You've registered your application in [Manage OAuth2 Client Applications](#) and obtained the API key for the application.

### Context

You have the following options to generate a SAML assertion:

- (Recommended) Use a corporate IdP, for example, SAP Identity Authentication Services, or a third-party IdP. Refer to the documentation of the corporate IdP for detailed instructions.

### 📌 Note

Both SHA-2 and SHA-1 signing algorithms are supported. However, we recommend that you use SHA-2 for better security.

- Use the example code attached to [3031657](#) to generate SAML assertions for your application. This sample code provides a SAML generator tool that processes the input information offline and generates a SAML assertion without having to expose your private key to the Internet.

### → Remember

Any software coding and/or code snippets are examples. If you use any examples to help generate an SAML Assertion that will be used in a production environment, you are solely responsible for ensuring the security of such SAML Assertions. SAP does not warrant the correctness and completeness of the example code and such code is delivered "AS-IS". SAP shall not be liable for errors or damages caused by the use of example code unless damages have been caused by SAP's gross negligence or willful misconduct.

### ⚠ Caution

Do not use the `/oauth/idp` API to generate SAML assertions. This approach is unsecure and has been deprecated. For more information, see the Related Information section.

## Required Elements for IdP-based SAML Assertions

If you choose to use an identity provider (IdP) to generate a SAML assertion, make sure that you follow the [SAML 2.0 standard](#) and include the following elements in the assertion:

### → Tip

SAML assertions are Base64-encoded. To view the detailed information in XML format, decode the assertion using a Base64 decode tool.

#### Required Elements for IdP-based SAML Assertions

Element	Description	Example
<code>&lt;saml2:Issuer&gt;</code>	Issuer information of the SAML assertion	<pre>&lt;saml2:Issuer&gt;www.myidp.com&lt;/saml2:Issuer&gt;</pre>
<code>&lt;saml2:Subject&gt;</code> , <code>&lt;saml2:NameID&gt;</code> , and <code>Recipient</code>	Enter the SAP SuccessFactors user ID that you use to access the APIs in the NameID element. The recipient attribute must be set as the URL of the API server from which you request the OAuth token.	<pre>&lt;saml2:Subject&gt;   &lt;saml2:NameID     Format="urn:oasis:names:tc:SAML:1.1:nameid-format:unspecified"&gt;admin   &lt;/saml2:NameID&gt;    &lt;saml2:SubjectConfirmation     Method="urn:oasis:names:tc:SAML:2.0:cm:bearer"&gt;      &lt;saml2:SubjectConfirmationData       NotOnOrAfter="2020-08-21T09:23:24.511Z"       Recipient="http://&lt;api-server&gt;/oauth/token"/&gt;     &lt;/saml2:SubjectConfirmationData&gt;   &lt;/saml2:SubjectConfirmation&gt; &lt;/saml2:Subject&gt;</pre>

Element	Description	Example
<code>&lt;saml2:AttributeStatement&gt;</code> and <code>&lt;saml2:Attribute&gt;</code>	The <code>AttributeStatement</code> element must contain the API key ( <code>clientId</code> ) that you obtained after you register the client application in <a href="#">Registering Your OAuth2 Client Application [page 19]</a> .	<pre>&lt;saml2:AttributeStatement &gt;   &lt;saml2:Attribute Name="api_key"&gt;  &lt;saml2:AttributeValue xsi:type="xs:string"&gt;NDU0 MDE0MDkwYj***5YTE5MWIxMTN kNjc1Zg&lt;/ saml2:AttributeValue&gt;   &lt;/saml2:Attribute&gt; &lt;/ saml2:AttributeStatement&gt;</pre>
<code>&lt;saml2:Conditions&gt;</code> , <code>NotBefore</code> , <code>NotOnOrAfter</code> , and <code>&lt;saml2:Audience&gt;</code>	The <code>NotBefore</code> and <code>NotOnOrAfter</code> attributes in the <code>&lt;saml2:Conditions&gt;</code> element defines the validity period of the SAML assertion. The <code>&lt;saml2:Audience&gt;</code> element is used to tag the SAML assertion. Any value is accepted except empty value. For example, <a href="http://www.successfactors.com">www.successfactors.com</a> .	<pre>&lt;saml2:Conditions NotBefore="2020-08-21T09: 03:24.511Z" NotOnOrAfter="2020-08-21T 09:23:24.511Z"&gt;  &lt;saml2:AudienceRestrictio n&gt;  &lt;saml2:Audience&gt;www.succe ssfactors.com&lt;/ saml2:Audience&gt;   &lt;/ saml2:AudienceRestrictio n&gt; &lt;/saml2:Conditions&gt;</pre>
<code>&lt;saml2:AttributeStatement&gt;</code> and <code>&lt;saml2:Attribute&gt;</code>	If you want to authenticate SAP SuccessFactors Learning users that don't also exist in platform, you must include an additional custom attribute called "external_user" with value "true".	<pre>&lt;saml2:AttributeStatement &gt;   &lt;saml2:Attribute Name="external_user"&gt;  &lt;saml2:AttributeValue xsi:type="xs:string"&gt;&gt;true &lt;/saml2:AttributeValue&gt;   &lt;/saml2:Attribute&gt; &lt;/ saml2:AttributeStatement&gt;</pre>

## Related Information

[Deprecation of OAuth IdP API /oauth/idp](#)

## 2.3.3 Requesting an Access Token

With a SAML assertion, you can now call API `/oauth/token` to request an access token for authentication with the API server.

### Prerequisites

The `/oauth/token` API follows IP restriction settings in the following tools:

- In [Admin Center](#) > [Password & Login Policy Settings](#) > [Set API login exceptions...](#), you can set access restriction for individual users by IP.
- In [Admin Center](#) > [IP Restriction Management](#), you can set access restriction by IP on the instance level.

Before you request an OAuth token, check the above settings and make sure that the client IP address is allowed to access the corresponding API server. For more information about IP restrictions, see the related information section.

#### Note

If both instance-level and user-level IP restrictions are set, a user can access these APIs if either condition is met.

### Context

The API returns the token type, expiration time in seconds, and the token value you can use to authorize API requests. An access token expires in 24 hours after it's generated.

### Example

Here is a sample request:

HTTP Method	POST
URI	<code>https://&lt;API-Server&gt;/oauth/token</code>
Authentication	No Auth
Headers	<code>Content-Type: application/x-www-form-urlencoded</code>

## Request Body

Enter the following values in the format of x-www.-form-urlencoded:

- `company_id`: Required. Your company ID.
- `client_id`: Required. API key generated in [Registering Your OAuth2 Client Application \[page 19\]](#).
- `grant_type`: Required. Set the value to "urn:ietf:params:oauth:grant-type:saml2-bearer".
- `assertion`: Required. Enter the Base64-encoded assertion obtained from [Generating a SAML Assertion \[page 25\]](#).
- `new_token`: Optional. If you have already requested an access token with the same SAML assertion and the token hasn't expired yet, your request returns the same token by default with the remaining time indicated in the `expires_in` field. You can use parameter `new_token=true` to force the server to generate a new access token valid for 24 hours.

Sample response:

```
{
  "access_token": "eyJ0b2t1bkNvb3R1bnQ***ZMm5Td30ifQ==",
  "token_type": "Bearer",
  "expires_in": 86399
}
```

## Related Information

[IP Restrictions](#)

### 2.3.4 Viewing the Validity of an Access Token

Use API `/oauth/validate` to verify if an access token is valid.

## Prerequisites

The `/oauth/validate` API follows IP restriction settings in the following tools:

- In [Admin Center](#) > [Password & Login Policy Settings](#) > [Set API login exceptions...](#), you can set access restriction for individual users by IP.
- In [Admin Center](#) > [IP Restriction Management](#), you can set access restriction by IP on the instance level.

Before you use the API, check the above settings and make sure that the client IP address is allowed to access the corresponding API server. For more information about IP restrictions, see the related information section.

## ⓘ Note

If both instance-level and user-level IP restrictions are set, a user can access these APIs if either condition is met.

## Context

An access token expires within 24 hours after it's generated. You can use this API to check if an access token is still valid.

## Example

The following sample request shows how to validate an access token:

HTTP Method	GET
URI	https://<API-Server>/oauth/validate
Headers	Authorization: Bearer <Your access token>

A valid token returns status 200 OK in the header. The response body contains the access token, token type, and expiry time in seconds. Example:

```
{
  "access_token": "<Your Bearer token>",
  "token_type": "Bearer",
  "expires_in": 86312
}
```

## Related Information

[IP Restrictions](#)

## 2.4 Enabling Session Reuse

Enable session reuse to reduce the number of sessions and optimize the performance of API calls.

### Context

OData API is not stateful. By default, each OData call needs to go through authentication and authorization. In reality, a user session is created for each API call. Creating user session is a resource-intensive process. Large number of concurrent API calls will stress the server and drastically increase response time. To optimize performance, we encourage you to reuse sessions whenever you can.

### Procedure

1. Login providing the correct authentication information.

The first successful login returns a header, `Set-Cookie` and a CSRF token named `X-CSRF-Token`. For example:

```
HTTP/1.1 201 Created
Server: Apache-Coyote/1.1
X-Powered-By: Servlet 2.4; JBoss-4.3.0.GA_CP09 (build:
SVNTag=JBPAPP_4_3_0_GA_CP09 date=201011090309)/JBossWeb-2.0
Set-Cookie: JSESSIONID=2oeUIX5G1w14EZXU7fDWMQ**.ps4bsfapi52t; Path=/odata
X-CSRF-Token: 97sHgXdBw6%2bCKGg3sWAahbT8ztI%3d
Location: https://<hostname>/odata/v2/User('admin')
DataServiceVersion: 1.0
SFODataServerTimeZone: America/Los_Angeles
Content-Type: application/atom+xml; charset=utf-8
Content-Length: 1518
Date: Thu, 14 Aug 2014 05:25:06 GMT
```

#### Note

As of 2019 Q2 Release, the path for OData sessions has changed from "/" to "/odata" to indicate that it's an OData session. Do not reuse sessions between different protocols (OData API and SFAPI).

2. Store the value of the cookie and CSRF token in the authorization header as a HTTP Cookie (header field names, `Cookie` and `X-CSRF-Token`) and use them in subsequent requests to reuse the session.

Example request header:

```
Cookie: JSESSIONID=2oeUIX5G1w14EZXU7fDWMQ**.ps4bsfapi52t
X-CSRF-Token: 97sHgXdBw6%2bCKGg3sWAahbT8ztI%3d
```

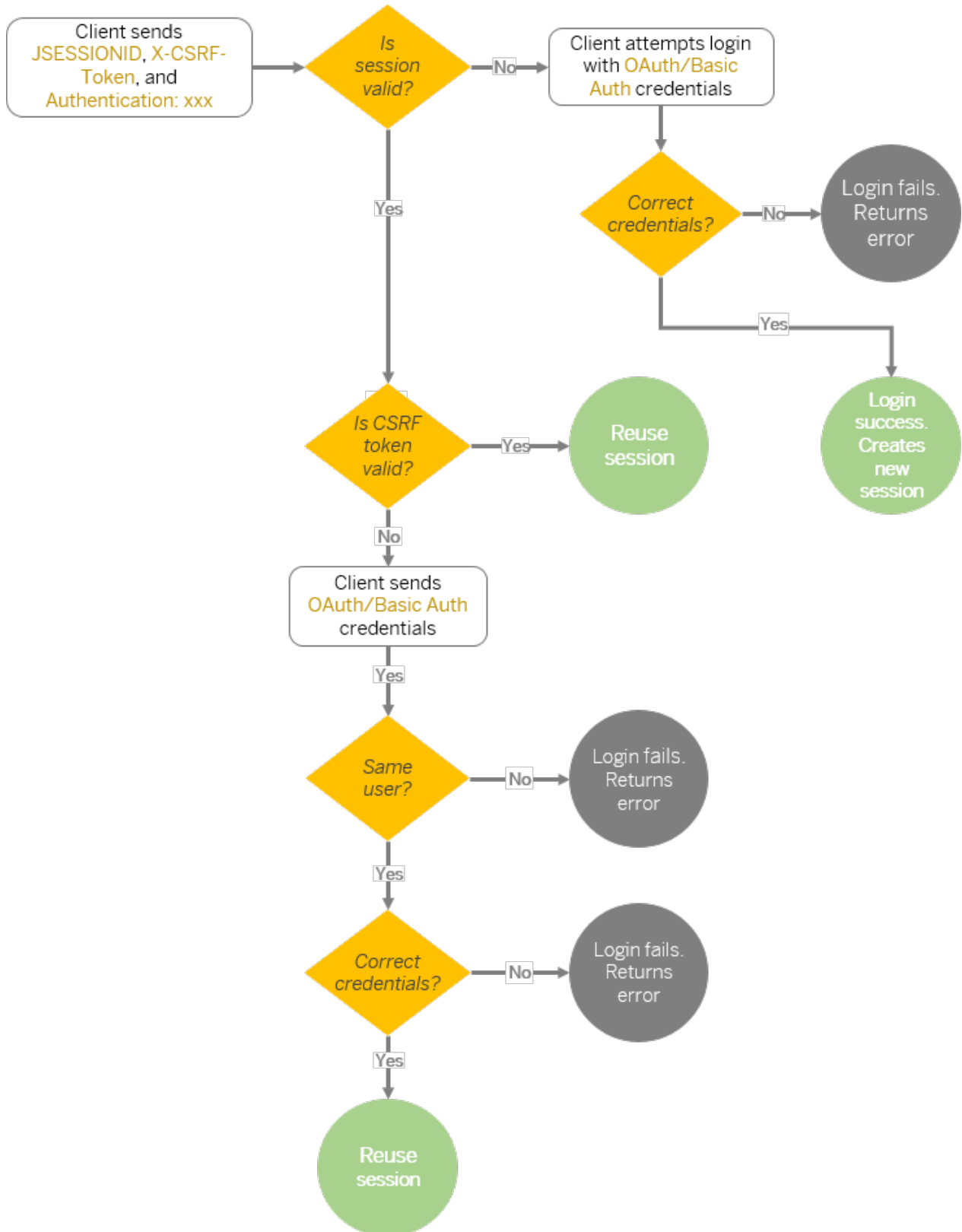
### Results

If the cookie and token are passed correctly, then the login procedure will reuse the session.

If the CSRF token is invalid, you can still reuse the session by providing the correct login credentials of the same user. Note that the login type must be the same as your first successful login.



Session reuse is not possible if you provide incorrect JSESSIONID or enter wrong credentials. The following chart describes how session reuse works:



## ⓘ Note

- Because sessions use authentication information only once, subsequent requests are not aware of any newer permission changes. Similar to UI login, you need to log out and log in again to allow the latest permissions to take effect.
- An X-CSRF-Token is only valid within the session it was generated. Using the token in a non-matching session will result in an error.
- To optimize server resource, a session is only deactivated when the timeout limit is reached.
- If you have only one API client, we recommend reusing sessions whenever possible. If you have multiple clients running at the same time, reuse sessions within one client only. Do not reuse sessions across clients.

## 2.4.1 Validating a Reused Session

You can validate a reused session with function import `isValidSession`. If a session is valid (value of `name` property is `true`), you can reuse it for your subsequent requests.

To validate a session, make the following call:

HTTP Method	GET
URI	<code>https://&lt;hostname&gt;/odata/v2/isValidSession</code>

If a session is valid, the following response will be returned:

```
{
  "d": {
    "name": true
  }
}
```

# 3 Permissions

List of permissions required for accessing OData API.

Two types of permissions can be set on the entity level:

- Query permissions
- Edit permissions

## Query Permissions

There are three permission levels for querying OData API entities:

Permission Level	Description
Operation level	The operation-level permission checks whether the logged-in user can access the module to which the entities belong.
Row level	The row-level permission checks whether the logged-in user can query an entity.
Field level	The field-level permission checks whether the logged-in user can query a specific property in an entity.

The export permission follows these rules:

Permission Settings	Query Outcome
<i>Export</i> permission is enabled and query entity permission has no target population.	No row-level permission check is required. The user can query all entities.
<i>Export</i> permission is enabled and query entity permission has a target population.	Row-level permission check is required and only entities in the target population are returned.
<i>Export</i> permission is disabled.	Field-level permission check is performed and only fields that the user has permission to access are returned.

## Edit Permissions

There are three permission levels for editing OData API entities:

Permission Level	Description
Operation level	The operation-level checks whether the logged-in user can access the module to which the entities belong.

Permission Level	Description
Row level	The row-level permission checks whether the logged-in user can edit an entity.
Field level	The field-level permission checks whether the logged-in user can edit a specific property of an entity.

The import permission follows these rules:

Permission Settings	Query Outcome
<i>Import</i> permission is enabled.	The user can edit all entities.
<i>Import</i> permission is disabled and the operation type is <i>Insert</i> or <i>Upsert</i> .	The operation can't be executed.
<i>Import</i> permission is disabled and the operation type is <i>Update</i> or <i>Merge</i> .	A field-level permission check is performed and the user is allowed to edit the fields for which they have permission. Note that entities that have a target population also require a row-level permission check before field-level permissions are checked.

# 4 Metadata

This section describes the OData v2 metadata in SAP SuccessFactors HCM suite.

The OData metadata is a static resource that describes the data model and type system understood by that particular OData service. You can use the metadata to learn how to query and navigate between the entities in the system. Metadata extensions provide additional metadata information, which gives you access to advanced operations such as data retrieval filtration.

## Cache-Control for OData API \$metadata Operations

Entity Tag (ETag) is used to check if the metadata saved in client cache is the same as the one on the server. The value of max-age in the Cache-Control header is set to the lifecycle of the client metadata cache. If the cache is valid, no new request is sent to the server. When a client raises a request for metadata the first time, the server sends back a response with the latest metadata, along with a response header named ETag. The value of ETag is unique and matches the metadata version. This value is used for "If-None-Match" in the request header the next time the same request is raised. The server checks the "If-None-Match" value when a new request arrives. If its value is the same as the latest ETag generated by the server, the server simply sends back a status code of 304 (Not-Modified) instead of resending the entire metadata.

## Metadata and the API

The OData metadata describes the capabilities of the API in your SAP SuccessFactors HCM suite instance. It contains the details of each entity that is accessible through the API, including fields, their names and labels, their data types, and the relationships (associations) between entities.

The OData metadata also describes the operations available in the API. The OData protocol specifies four basic database style operations: query, insert, update, and delete. SAP SuccessFactors has added a custom operation called "upsert" which performs an insert or update operations. Typically custom operations perform specific business transactions, especially if a custom API is easier to manage versus a database style approach against multiple entities.

## Development Using OData Metadata and API

Regardless of which operations are used, SAP SuccessFactors HCM suite applies the appropriate business logic for each entity type. In other words, even though the operations appear to be database-centric, the API goes through the business logic in the application layer. The API doesn't go directly against the database, nor does it bypass the business logic layer. The entities in the API represent logical application objects familiar to an application user. Note that the entities don't represent the actual physical data storage implementation, which can be in a different structure.

Using the metadata for customized development is optional and considered advanced behavior for API clients. It can be critical to API client systems that need to write general code, which automatically adjusts to the system configuration. For example, if you're writing a middleware tool that allows runtime discovery of the SAP SuccessFactors HCM suite OData system, you can use the metadata to discover the entities and fields, and their data types.

## Related Information

[Query Operations](#)

[Edit Operations](#)

## 4.1 Retrieving Metadata

Learn how to retrieve OData metadata in SAP SuccessFactors HCM suite.

There are two ways to retrieve OData metadata in SAP SuccessFactors HCM suite:

- The *OData API Data Dictionary* tool in *API Center* provides a user-friendly view of OData metadata. You can use the dictionary to look up EntitySets, Complex Types, and Function Imports that are available for your company. The dictionary also includes all properties, navigations, and supported operations of the APIs.
- You can also use API requests to query the entire OData metadata or a subset of the metadata.

### ⚠ Caution

Beta APIs are not available in the *OData API Data Dictionary*. To retrieve the metadata of beta APIs, change the endpoint to `/odata/v2/beta` in the examples below and request the metadata through an API call.

## Retrieving Metadata Using `$metadata`

You can use the `$metadata` system query option to query the entire metadata document or the metadata document for a subset of entity types.

A metadata request using `$metadata` returns an XML serialization of the service, including the entity data model (EDM) and the service operation descriptions. The metadata response supports only `application/atom+xml` type.

- The following URI retrieves the entire OData metadata document:

```
https://<API-Server>/odata/v2/$metadata
```

- You can also request part of the metadata document by specifying a subset of entity types:

```
https://<API-Server>/odata/v2/<Entity1>,<Entity2>...<EntityN>/$metadata
```

For example, the following URI identifies the metadata of the User entity type:

```
https://<API-Server>/odata/v2/User/$metadata
```

The following query returns the metadata of the User and Photo entity types:

```
https://<API-Server>/odata/v2/User,Photo/$metadata
```

## Specifying the Language for sap:label

The default language for all property labels (sap:label) in the metadata document is English (en-US). You can request the metadata in different languages by specifying the language with the `sap-language` parameter. For example, the following URI returns a metadata document with all labels in German:

```
https://<API-Server>/odata/v2/User/$metadata?sap-language=de-DE
```

## Retrieving Metadata Using /Entity('EntityName')

You can also use `Entity('EntityName')` to query the metadata of a single entity type. This type of query allows you to specify the format of content using the `$format` query option.

The following example query retrieves the metadata document of the `User` entity type in JSON format:

```
https://<API-Server>/odata/v2/Entity('User')?$format=JSON
```

The returned metadata contains entity set information of navigation properties as shown in the snippet below:

```
{
  "aggregationRole": null,
  "businessKey": false,
  "defaultValue": null,
  "displayFormat": null,
  "elmStrength": "Unclassified",
  "fieldControl": null,
  "filterable": true,
  "fromRole": {
    "multiplicity": {
      "name": "ZERO_TO_ONE",
      "symbolString": "0..1"
    },
    "path": "approverNav_of_Advance/approverNav",
    "role": "approverNav",
    "EntitySet": "User"
  },
  "id": false,
  "insertable": false,
  "insertablePath": null,
  "label": null,
  "maxLength": null,
  "name": "approverOfAdvanceNav",
  "navigateToPojo": false,
  "path": "User/approverOfAdvanceNav",
  "precision": null,
  "relationship": {
    "deletable": true,
    "end1": {
      "multiplicity": {
        "name": "MANY",
```

```

        "symbolString": "*"
    },
    "path": "approverNav_of_Advance/Advance",
    "role": "Advance",
    "EntitySet": "Advance"
},
"end2": {
    "multiplicity": {
        "name": "ZERO_TO_ONE",
        "symbolString": "0..1"
    },
    "path": "approverNav_of_Advance/approverNav",
    "role": "approverNav",
    "EntitySet": "User"
},
"insertable": true,
"name": "approverNav_of_Advance",
"path": "approverNav_of_Advance",
"updatable": true,
"upsertable": true
},
"required": false,
"scale": null,
"semantics": null,
"sensitive": false,
"sortable": false,
"text": null,
"toRole": {
    "multiplicity": {
        "name": "MANY",
        "symbolString": "*"
    },
    "path": "approverNav_of_Advance/Advance",
    "role": "Advance",
    "EntitySet": "Advance"
},
"type": {
    "name": "string",
    "path": "string"
},
"updatable": false,
"upsertable": false,
"viewable": true
}

```

## Related Information

[OData API Data Dictionary \[page 197\]](#)



## 4.2 Refreshing Metadata

Refresh the OData v2 metadata so that you have the latest OData metadata information.

### Context

Refreshing the metadata is required in the following scenarios:

- The data model has changed, for example, an API-related element is added or removed.
- A provisioning or Admin Center setting has changed that's related to OData APIs.
- The definition of an MDF object exposed to OData has changed.

### Procedure

- Option 1: Use the refreshMetadata function import to refresh the metadata with an API call.

```
GET https://<api-server>/odata/v2/refreshMetadata
```

A successful operation returns HTTP status code 204 `No Content` with no response body.

- Option 2: Use the *API Center* tool to refresh metadata. For more information, see the Related Information section.

### Related Information

[OData API Metadata Management \[page 203\]](#)

## 4.3 OData Annotations for EntitySet

The OData Metadata document for SAP SuccessFactors HCM suite contains the following information about the EntitySet extension.

The EntitySet SF Extension

ATTRIBUTE	DEFAULT	DESCRIPTION
sap:label	-	Description of the entity type.
sap:creatable	True	Instances of this entity type can be created.
sap:updatable	True	Instances of this entity type can be updated.

ATTRIBUTE	DEFAULT	DESCRIPTION
sap:upsertable	True	Instances of this entity type can be upserted.
sap:deletable	True	Instances of this entity type can be deleted.

#### ❁ Example

```
<EntitySet Name="PicklistOption" EntityType="SFOData.PicklistOption"
sap:label="PicklistOption" sap:creatable="true" sap:updatable="true"
sap:upsertable="false" sap:deletable="false">
```

## 4.4 OData Annotations for Properties

The OData metadata document for SAP SuccessFactors HCM suite contains the following information about properties.

Annotations for OData Properties

Attribute	Default Value	Meaning
Nullable	true	Values of this property can be empty (null).
sap:required	false	Value of this property is required.
sap:creatable	true	Values of this property can be chosen by client when creating an instance.
sap:updatable	true	Values of this property can be changed.
sap:upsertable	true	Values of this property can be upserted.
sap:visible	true	Values of this property are visible to end user. The property can be used in the \$select system query option. If sap:field-control attribute is available for the property, the visibility is further determined by the value of sap:field-control.
sap:sortable	true	The property can be used in the \$orderby system query option.
sap:filterable	true	The property can be used in the \$filter system query option.
sap:label	-	Description of the property.

Attribute	Default Value	Meaning
<code>sap:field-control</code>	-	<p>A path expression that identifies a property containing a numeric value that controls visibility:</p> <ul style="list-style-type: none"> <li>0 = hidden: The property isn't visible on user interfaces.</li> <li>1 = read-only: The property can't be changed.</li> <li>3 = optional: The property may contain a null value (indicates writeable).</li> <li>7 = mandatory: The property must contain a value (indicates writeable).</li> </ul>

### ❖ Example

```
<Property Name="instrInterview" Type="Edm.String" Nullable="true"
sap:required="false" sap:creatable="true" sap:updatable="true"
sap:upsertable="true" sap:visible="true" sap:sortable="false"
sap:filterable="false" sap:field-control="jobReqPermissionsNav/instrInterview"
sap:label="Attach interview questions and supplementary companion documents:">
</Property>
```

## 4.5 OData Annotations for Navigation Properties

The OData metadata document for SAP SuccessFactors HCM suite contains the following information about navigation properties.

Annotations for OData Navigation Properties

Attribute	Default Value	Meaning
<code>sap:required</code>	false	Value of this navigation property is required.
<code>sap:creatable</code>	true	Values of this navigation property can be chosen by client when creating an instance.
<code>sap:updatable</code>	true	Values of this navigation property can be changed.
<code>sap:upsertable</code>	true	Values of this navigation property can be upserted.
<code>sap:visible</code>	true	Values of this navigation property are visible to end users. If <code>sap:field-control</code> attribute is available for the navigation property, the visibility is further determined by the value of <code>sap:field-control</code> .
<code>sap:sortable</code>	true	The navigation property can be used in the <a href="#">\$orderby [page 60]</a> system query option.
<code>sap:filterable</code>	true	The navigation property can be used in the <a href="#">\$filter [page 63]</a> system query option.

Attribute	Default Value	Meaning
<code>sap:field-control</code>	-	<p>A path expression that identifies a property containing a numeric value that controls visibility:</p> <ul style="list-style-type: none"> <li>0 = hidden: The property isn't visible on user interfaces.</li> <li>1 = read-only: The property can't be changed.</li> <li>3 = optional: The property may contain a null value (indicates writeable).</li> <li>7 = mandatory: The property must contain a value (indicates writeable).</li> </ul>

## Example

```
<NavigationProperty Name="skillNav" sap:required="true" sap:creatable="true"
sap:updatable="true" sap:upsertable="true" sap:visible="true" sap:sortable="true"
sap:filterable="true" Relationship="SFOData.skillNav_of_SelfReportSkillMapping"
FromRole="SelfReportSkillMapping" ToRole="skillNav" sap:field-
control="SelfReportSkillMappingFieldControlsNav/skillNav"
sap:label="Skill"></NavigationProperty>
```

## 4.6 Metadata Enhancements for UI5 Smart Controls

SAP extensions and their properties for UI5 smart controls are described here.

For more information about Extensions Specification in OData, please visit <https://scn.sap.com/docs/DOC-44986>.

### Entity Type

Name	Required	Default	Comment
<code>sap:content-version</code>	No		

Name	Required	Default	Comment
sap:semantics	No		values can be these: <ul style="list-style-type: none"> <li>• vcard</li> <li>• vevent</li> <li>• vtodo</li> <li>• parameters</li> <li>• aggregate</li> <li>• variant</li> </ul>
sap:label	No		
sap:is-thing-type	No	false	

## Properties

### Navigation Properties

Name	Display by Default	Default Value	Equivalent to	Comment
sap:creatable	No	true	sf:Insertable	Reference of the navigation property can be set by client during insertion; "false" if the value is generated by server
sap:updatable	No	true	sf:Updatable	
sap:upsertable	No	true	sf:Upsertable	
sap:required	No	false	sf:Required	Indicates that the property is required during insertion
sap:visible	No	true	sf:Selectable	Indicates that the property can be used in \$select
sap:sortable	No	false	sf:Sortable	
sap:filterable	No	false	sf:Filterable	Indicates that the property can be used in \$filter
sap:picklist	No	null	sf:Picklist	

## Function Imports

Name	Display by Default	Default Value	Comment
sap:action-for	No		Value must be the name of an existing entity, such as 'User'.
sap:label	No		
sap:applicable-path	No		<p>Value must be of a name of boolean type property of the entity that action-for describes, such as 'male';which is a property of 'User';</p> <p>or a name like 'A/B'; A is a complex type property of the entity that action-for describes and B is a boolean type property of A.</p> <p><i>The property that applicable-path describes have dependency on the entity that action-for describes.</i></p>

## Schema

Name	Display by Default	Default Value	Comment
sap:content-version	No		

## EntitySet

Name	Display by Default	Default Value	Comment
sap:content-version	No		
sap:creatable	No	true	
sap:updatable	No	true	
	No	true	

Name	Display by Default	Default Value	Comment
sap:deletable	No	true	
sap:searchable	No	false	
sap:pageable	No	true	
sap:topable	No	true	
sap:subscribable	No	false	
sap:addressable	No	true	
sap:requires-filter	No	false	
sap:label	No		
sap:semantics	No		

## AssociationSet

Name	Required	Default Value	Comment
sap:content-version	No		
sap:semantics	No		
sap:creatable	No	true	
sap:updatable	No	true	
	No	true	
sap:deletable	No	true	

## Association

Name	Required	Default Value	Comment
sap:content-version	No		
sap:semantics	No		

## Parameter

Name	Required	Default Value	Comment
sap:label	No		

## Annotations (SAP Vocabulary)

Name	Required	Default Value	Comment
ValueList	No		com.sap.vocabularies.Common.v1.ValueList
LineItem	No		com.sap.vocabularies.UI.v1.LineItem

## 4.7 OData Service Catalog

The Service Catalog API provides a way to group APIs together in contextually-relevant groups, reducing the size of the \$metadata for each catalog.

### ⚠ Caution

This is an experimental feature and will be deprecated soon. Please stop using this API and choose other ways to generate OData metadata.

You can use the `http://<api-server>/odata/v2/CatalogService/$metadata` API call to generate a catalog of services.

## Sample XML Response

```
<?xml version="1.0" encoding="utf-8" standalone="yes"?>
<edmx:Edmx Version="1.0" xmlns:edmx="http://schemas.microsoft.com/ado/2007/06/edmx"
xmlns:atom="http://www.w3.org/2005/Atom">
  <edmx:DataServices m:DataServiceVersion="2.0" xmlns:m="http://
schemas.microsoft.com/ado/2007/08/dataservices/metadata">
    <Schema Namespace="CATALOGSERVICE" xmlns="http://schemas.microsoft.com/ado/
2008/09/edm" xmlns:sf="http://www.successfactors.com/edm/sf" xmlns:sap="http://
www.successfactors.com/edm/sap">
      <EntityType Name="Service">
        <Key>
          <PropertyRef Name="ID"></PropertyRef>
        </Key>
        <Property Name="ID" Type="Edm.String" Nullable="false"></Property>
```



```

Property>      <Property Name="Description" Type="Edm.String" Nullable="true"></
Property>      <Property Name="Author" Type="Edm.String" Nullable="true"></
Property>      <Property Name="MetadataUrl" Type="Edm.String" Nullable="true"></
Property>      <Property Name="ServiceUrl" Type="Edm.String" Nullable="false"></
Property>      </EntityType>
                <EntityContainer Name="CATALOGSERVICE_Entities"
m:IsDefaultEntityContainer="true">
                  <EntitySet Name="Service" EntityType="CATALOGSERVICE.Service"
sap:creatable="true" sap:updatable="true" sap:upsertable="true"
sap:deletable="true"></EntitySet>
                </EntityContainer>
                <atom:link rel="self" href="https://<hostname>/odata/v2/CatalogService/
$metadata"></atom:link>
                <atom:link rel="latest-version" href="https://<hostname>/odata/v2/
CatalogService/$metadata"></atom:link>
                </Schema>
            </edmx:DataServices>
</edmx:Edmx>

```

## Response Description

This XML output follows regular OData metadata format. It contains two parts:

1. An OData entity named 'Service'. Currently this entity is not accessible excepts it's definition in metadata.
2. Several `<atom:link>` links, each of which publishes a service URL. Each data center is be configured to publish different service URLs. The `self` and `latest-version` links always point to the catalog service itself.

# 5 Operations

OData v2 is a standardized protocol for accessing a database. OData entities are described in the metadata document. Accessing the entities is as simple as knowing the entity name, and then referencing the entity through an HTTP call. For example, all SAP SuccessFactors HCM suite solutions have a `User` Entity that represents a user account. To query user `cgrant`, you can use the following URL:

```
https://<api-server>/odata/v2/User('cgrant')
```

A query can be more complex by including filtering, paging, sorting, and joining of entities (known as expanding in OData).

OData protocol allows the service provider to decide which operations are supported. In SAP SuccessFactors HCM suite, the supported operations vary by entity. For example, the system does not allow user accounts to be deleted. User accounts can be removed from use only by setting them as inactive. Therefore the `User` entity does not support the delete operation.

This document does not cover the details of each entity behavior for all SAP SuccessFactors HCM suite solutions. Details for each entity are provided in the OData reference guides. The reference guides provide details about operations, business meaning and business logic, and configuration details such as security and custom-field configuration.

## 5.1 Composing the OData URI

In OData, a URI has the following structure:

```
http://<hostname>/odata/v2/EntitySet[(KeyPredicate)][/NavPropSingle][/  
NavPropCollection][/ComplexType][/Property]
```

- **EntitySet:** Name of the OData API entity. An entity set represents the resource exposed by the OData API.
- **KeyPredicate:** A predicate that identifies the key property of the entity. If an entity has a single key property, the key predicate may only include the value of the property. If the entity has a composite key, that is, the entity has multiple key properties, the key predicate must include the key/value pairs to identify an entry. Note that when a key predicate is present in a URI, the `$filter` query option will be disregarded.
- **navPropSingle:** The name of a navigation property defined by the entry associated with the prior path segment. The `navPropSingle` must identify a single entity (that is, have a "to 1" relationship).
- **NavPropCollection:** Same as `NavPropSingle` except it must identify a collection of entries (that is, have a "to many" relationship).
- **ComplexType:** The name of a property of the entity or complex type associated with the prior path segment.
- **Property:** The name of a property of the entity or complex type associated with the prior path segment.

The following table contains examples of a URI and a description of its composition:

Sample URI	Description
<code>http://&lt;hostname&gt;/odata/v2/User</code>	<ul style="list-style-type: none"> <li>Identifies a <code>User</code> Collection.</li> <li>Described by the Entity type named "User" in the meta-data document.</li> </ul>
<code>http://&lt;hostname&gt;/odata/v2/User('1')</code>	<ul style="list-style-type: none"> <li>Identifies a single <code>User</code> entry with key value 1.</li> <li>Described by the Entity type named "User" in the service metadata document.</li> </ul>
<code>http://&lt;hostname&gt;/odata/v2/User('1')/username</code>	<ul style="list-style-type: none"> <li>Identifies the <code>username</code> property of the <code>User</code> entry with key value 1.</li> <li>Described by the Property named <code>username</code> on the <code>User</code> entity type in the metadata document.</li> </ul>
<code>http://&lt;hostname&gt;/odata/v2/User('1')/proxy</code>	<ul style="list-style-type: none"> <li>Identifies the collection of proxy associated with <code>User</code> entry with key value 1.</li> <li>Described by the Navigation Property named <code>proxy</code> on the <code>User</code> entity type in the metadata document.</li> </ul>
<code>http://&lt;hostname&gt;/odata/v2/User('1')/proxy/\$count</code>	<ul style="list-style-type: none"> <li>Identifies the number of proxy Entries associated with <code>User</code> 1.</li> <li>Described by the Navigation Property named "proxy" on the "User" entity type in the metadata document.</li> </ul>
<code>http://&lt;hostname&gt;/odata/v2/User('1')/proxy('1')/hr/username</code>	<ul style="list-style-type: none"> <li>Identifies the <code>username</code> of the <code>hr</code> for proxy 1 which is associated with <code>User</code> 1.</li> <li>Described by the Property named <code>username</code> on the <code>hr</code> entity type in the metadata document.</li> </ul>
<code>http://&lt;hostname&gt;/odata/v2/User('1')/proxy('1')/hr/username/\$value</code>	Same as the URI above, but identifies the raw value of the <code>username</code> property.

## Related Information

[Query with Key Predicate \[page 58\]](#)

## 5.2 Headers

A list of OData headers you can use and see in API requests and responses.

### Common Headers

All standard OData headers are supported.

SAP SuccessFactors Custom Headers

Header	Type	Description
Company-Id	Response header	Represents the customer's company ID.
Server	Response header	Indicates from which server the response is returned. Possible values are: <ul style="list-style-type: none"><li>• <b>BizX</b>: Indicates that the response is from an API server.</li><li>• <b>API Gateway</b>: Indicates that the response is from the API Gateway. This often happens if the authentication fails in API Gateway.</li><li>• <b>&lt;service-name&gt;</b>: If the value is a service name, then the response is sent from a microservice.</li></ul>
SFODataServerTimeZone	Response header	Timezone information of the OData API server.
successfactors-immutable-companyid	Response header	An immutable GUID that corresponds to the company ID.
successfactors-sourcetype	Request header	This header provides information about the source client where the API request is made.
x-correlation-id	Request and response header	<p>A unique GUID included in the header and log for each request for tracing purpose.</p> <p>By default, an ID is generated in the API Gateway and sent to the API server for each call. In rare cases when no GUID is generated, such as API Gateway timeout, you can also generate your own ID and include it in the request header.</p>

Header	Type	Description
X-SF-Correlation-Id	Request and response header	<div style="border: 1px solid #ccc; background-color: #f9f9f9; padding: 5px;"> <p><b>⚠ Caution</b></p> <p>Header X-SF-Correlation-Id is deprecated. Please use x-correlation-id instead.</p> </div>
X-SF-Execution-Id	Request and response header	Execution ID of the integration process.
X-SF-Paging	Response header	<p>Indicates which type of pagination is used in the reponse payload. Possible values are:</p> <ul style="list-style-type: none"> <li>• <code>snapshot</code>: Snapshot-based pagination is used.</li> <li>• <code>offset</code>: Client-side offset pagination is used.</li> <li>• For more information, see <a href="#">Snapshot-Based Pagination [page 86]</a>.</li> </ul>
X-SF-Process-Name	Request and response header	Process name of the integration.
X-SF-Process-Id	Request and response header	GUID of the process of the integration.
X-SF-Client-Tenant-Id	Request and response header	Account ID of the integration.

## 5.3 Handling Special Characters

URLs are sent over the Internet using the ASCII character set. If a URL contains characters outside the ASCII set, the characters must be converted into a valid ASCII format. Percent encoding, also known as URL encoding, is a mechanism that encodes special characters into ASCII characters that can be understood. It is used in SAP SuccessFactors HCM suite OData API to handle special characters that appear in the URI or request/response body. In this topic, you'll find a list of special characters and when to encode them in OData API.

### Reserved & unreserved characters

The characters allowed in a URI can be categorized into reserved characters and unreserved characters:

- Reserved characters are the characters for special use in defining the syntax of the URI, for example, the dollar sign ("\$") and the question mark ("?"). These special characters may need to be encoded under certain circumstances if you don't want them to be used in their special role.
- Unreserved characters serve no special purposes. They do not need to be percent-encoded.

## List of special characters in SAP SuccessFactors HCM suite OData API

Percent encoding converts a special character into its corresponding ASCII value with a "%" followed by two hexadecimal digits. Below is a list of special characters, the values after percent encoding, and how to use them:

Special Character	Percent-encoded Value	How to use it in key predicate	How to use it in \$filter
!	%21	As is or encode	As is or encode
#	%23	Encode	Encode
\$	%24	As is or encode	As is or encode
%	%25	Encode	As is or encode
&	%26	As is or encode	Encode
'	%27	Two apostrophes (")	Two apostrophes (")
(	%28	As is or encode	As is or encode
)	%29	As is or encode	As is or encode
*	%2A	As is or encode	As is or encode
+	%2B	As is or encode	Encode
,	%2C	As is or encode	As is or encode
/	%2F	As is	As is or encode
:	%3A	As is or encode	As is or encode
;	%3B	Encode	As is or encode
=	%3D	As is or encode	As is or encode
?	%3F	Encode	As is or encode
@	%40	As is or encode	As is or encode
[	%5B	Encode	As is or encode
]	%5D	Encode	As is or encode

### Examples: When should I percent-encode special characters?

Depending on where the special characters appear, percent-encoding may or may not be needed when you compose a URI. Following the rules listed in the table above, and refer to the following use cases as examples.

#### Using special characters in URI

The special characters above should always be percent-encoded when you compose a URI. For example, you want to query cost center **CC#001**. The URI of the query looks like this:

```
https://<api-server>/odata/v2/FOCostCenter?$filter=externalCode eq 'CC%23001'&$select=externalCode,name&$format=JSON
```

In the response body, the externalCode is displayed as "CC#001":

```
{
  "d": {
    "results": [
      {
        "__metadata": {
          "uri": "https://<api-server>/odata/v2/
FOCostCenter(externalCode='CC#001',startDate=datetime'2013-01-01T00:00:00')",
          "type": "SFOData.FOCostCenter"
        },
        "externalCode": "CC#001",
        "name": "Special Character Test"
      }
    ]
  }
}
```

### Using special characters in request body

Do not percent-encode special characters in the request body. In the following example, the externalCode of the cost center is **CC%23001** in the payload. This creates a cost center with externalCode **CC%23001** instead of **CC#001**.

```
{
  "__metadata": {
    "uri": "FOCostCenter(externalCode='CC%23001',startDate=datetime'2013-01-01T00:00:00')",
    "type": "SFOData.FOCostCenter"
  },
  "name": "Special Character Test",
  "status": "A"
}
```

When you query the entity, you need to encode the '%' into '%25' to filter the cost center in the result:

```
https://<api-server>/odata/v2/FOCostCenter?$filter=externalCode eq
'CC%2523001'&$select=externalCode,name&$format=JSON
```

In the response body, the externalCode is displayed as "CC%23001":

```
{
  "d": {
    "results": [
      {
        "__metadata": {
          "uri": "https://<api-server>/odata/v2/
FOCostCenter(externalCode='CC%23001',startDate=datetime'2013-01-01T00:00:00')",
          "type": "SFOData.FOCostCenter"
        },
        "externalCode": "CC%23001",
        "name": "Special Character Test"
      }
    ]
  }
}
```

### Using the apostrophe (') in URI

If the value of a field includes an apostrophe ('), use two apostrophes in the URI. The following example shows how to create a cost center with externalCode **McDonald's**:

```
{
```

```

    "__metadata":{
      "uri":"FOCostCenter(externalCode='McDonald''s',startDate=datetime'2013-01-01T00:00:00')",
      "type":"SFOData.FOCostCenter"
    },
    "name":"Special Character Test",
    "status":"A"
  }
}

```

Similarly, use two apostrophes to query the created cost center:

```

https://<api-server>/odata/v2/FOCostCenter?$filter=externalCode eq
'McDonald''s'&$select=name,externalCode&$format=JSON

```

## 5.4 Date and Time

The SAP SuccessFactors HCM suite OData service supports both `Edm.DateTime` and `Edm.DateTimeOffset` data types of the OData protocol. These data types make it easy for integration clients to convert date and time values to different time zones as needed.

### 5.4.1 Using the DateTime Format

For DateTime format, the input value is in UTC time, and it is stored and retrieved from the database in the same format.

#### Example of DateTime format

##### Atom Format

**Input:** If the input value in Atom format is 2014-4-22T18:10:10, the OData server treats the input string as UTC time, stores to the database directly.

**Output:** when requested, the date value is retrieved from the database and returned to client with no date conversion.

##### JSON Format

**Input:** If the date is 2014-04-22T18:10:10, then convert it in milliseconds under UTC timezone. Time in milliseconds is 1398190210000, so the input date in json format is `/Date(1398190210000)/`. When OData receives this value, it converts it to 2014-04-22T18:10:10, and stores it in database.

**Output:** Since the date in database is 2014-4-22T18:10:10, when the date is retrieved, OData converts and formats the time in milliseconds under UTC timezone. The retrieved value is `/Date(1398190210000)/`



## Note

Some modules store the date and truncate the time. In this case, for the input string `2014-04-22T18:10:10`, the stored value would be `2014-04-22T00:00:00`, and the retrieved value might be `2014-04-22T00:00:00`.

In a HANA-based instance, incorrect date time format such as `2014-04-22` is also accepted and treated as `2014-04-22T00:00:00`. In non-HANA instances, an error will occur.

## Query Example for DateTime

The property `lastModifiedWithTZ` exposes handling of date and time at an entity level.

The following API call returns the most recent handling of date and time in Java data format:

```
https://<hostname>/odata/v2/User?
$format=json&$select=lastModifiedWithTZ&$filter=lastModifiedWithTZ
ge datetime'2013-12-18T17:19:28'&$top=200
```

Part of the response is:

```
{
  "__metadata": {
    "uri": "https://<localhost>:443/odata/v2/User('eclark1')",
    "type": "SFOData.User"
  },
  "lastModifiedWithTZ": "/Date(1392046843000-0480)/"
}
```

## 5.4.2 Using the DateTimeOffset Format

`DateTimeOffset` takes time zone into account when converting dates.

### Example of DateTimeOffset format (Server location is GMT-4:00)

#### Atom Format

**Input:** If input date is `2014-4-22T18:10:10-04:00`, OData converts the input date to server time, because the input date has the same time zone with server time zone, there is no need for time conversion, and `2014-4-22T18:10:10` is stored.

If input date is `2014-4-22T23:10:10+01:00`, OData convert the input date to server time, because the input date time zone is different from server time zone (input date is at GMT+1 time zone), the date is stored as `2014-4-22T18:10:10`.

**Output:** If date in the database is `2014-4-22T18:10:10`, it is returned as `2014-4-22T18:10:10-04:00`.

#### JSON Format

**Input:** For input date 2014-4-22T18:10:10 in milliseconds of UTC is 1398219010000, so the input date string in json is `"/Date(1398219010000-0240)/"`

**Output:** If the date in the database is 2014-4-22T18:10:10, when retrieved, it is converted to milliseconds of UTC, `/Date(1398219010000-0240)/`.

## Query Example for DateTimeOffset

The property `lastModifiedWithTZ` exposes handling of date and time at an entity level.

The following API call returns the most recent handling of date and time in Java data format:

```
https://<hostname>/odata/v2/User?
$format=json&$select=lastModifiedWithTZ&$filter=lastModifiedWithTZ%20ge%20datetimeoffset%272013-12-18T17:19:28-07:00%27&$top=200
```

Part of the response is:

```
"uri" : "https://<localhost>:443/odata/v2/User('eclark1')", "type" : "SFOData.User" },
"lastModifiedWithTZ" : "\/Date(1392046843000-0480)\/"
```

### Note

As of Release Q1 2019, DateTimeOffset values without timezone information are also accepted in query URLs and edit request payloads. The value will be processed by the server as UTC time.

## 5.5 Query Operations

Learn how query operations work in SAP SuccessFactors HCM suite OData API.

The query operation uses the `GET` HTTP method against a resource URI to retrieve data. You can query a single entry using a key predicate. You can refine query results with filters, sort them in a particular order, page large amount of data, and limit data size by specifying which properties to be returned. You can also expand to related entities and use date constraints to retrieve effective-dated entries.

[Query with Key Predicate \[page 58\]](#)

[System Query Options \[page 59\]](#)

[Pagination \[page 82\]](#)

The OData API provides several pagination options for query results.

### 5.5.1 Query with Key Predicate

In an OData URI, a key predicate identifies the key property or key properties of the resource specified. If an entity has a single key property, the key predicate may include only the value to be able to uniquely identify an entry. If an

entity has multiple key properties, that is, a composite key, the key predicate must include all key/value pairs to be able to identify a unique entry.

Below are two examples of querying entries with a key predicate:

```
https://<API-Server>/odata/v2/FormHeader('123')
```

```
https://<API-Server>/odata/v2/PicklistLabel(locale='en_US',optionId='123')
```

## Query with key predicate and system query options

A URI with key predicate identifies only one entry from the specified OData resource. Therefore, when a key predicate is present in a URI, the following system query options are ignored:

- \$filter
- \$top
- \$skip
- \$orderby

**Parent topic:** [Query Operations \[page 58\]](#)

## Related Information

[System Query Options \[page 59\]](#)

[Pagination \[page 82\]](#)

[System Query Options \[page 59\]](#)

## 5.5.2 System Query Options

System query options are query string parameters that can be used to control the order and amount of data returned for the URI. All system query options start with the "\$" character. You can join multiple options with the "&" character. In this section, you'll learn how each system query options work and how they work together.

[\\$orderby \[page 60\]](#)

Use the `$orderby` system query option to specify an expression for determining what values are used to order the collection of entries identified by the URI.

[\\$top \[page 62\]](#)

This topic shows examples of the `$top` system query option used in a URI.

[\\$skip \[page 63\]](#)

This topic shows examples of the `$skip` system query option used in a URI.

[\\$filter \[page 63\]](#)

This topic shows examples of the logical operators, arithmetic operators, grouping operators, and customized operators including customized string functions that can be used with the `$filter` system query option.

#### [\\$expand \[page 70\]](#)

This topic shows examples of the `$expand` system query option used in a URI.

#### [\\$format \[page 71\]](#)

This topic shows examples of the `$format` system query option used in a URI and the Response received for each one.

#### [\\$select \[page 73\]](#)

You can use the `$select` system query option in a URI to specify a subset of properties to be returned by the OData service.

#### [\\$count \[page 74\]](#)

Use the `$count` system query option to identify the number of entries represented by the resource the URI.

#### [\\$inlinecount \[page 76\]](#)

Use the `$inlinecount` system query option to include a count number of the entries identified by the resource path section of the URI.

#### [Examples of Queries with Multiple Keywords \[page 77\]](#)

Examples of queries with multiple keywords.

**Parent topic:** [Query Operations \[page 58\]](#)

## Related Information

[Query with Key Predicate \[page 58\]](#)

[Pagination \[page 82\]](#)

### 5.5.2.1 \$orderby

Use the `$orderby` system query option to specify an expression for determining what values are used to order the collection of entries identified by the URI.

The `$orderby` system query option only works when multiple entries are returned.

#### ❁ Example

Query all users in the system and sort the results by the `username` property:

```
https://<API-Server>/odata/v2/User?$orderby=username
```

#### ❁ Example

Query all users in the system and sort the results by the `username` property in ascending order:

```
https://<API-Server>/odata/v2/User?$orderby=username asc
```

### ❧ Example

Query all users in the system and sort the results by the `username` property in descending order, and subsequently sort the results by the `username` property of the user's HR:

```
https://<API-Server>/odata/v2/User?$orderby=username,hr/username desc
```

### ⓘ Note

The system query option sorts the top level entity only; child entities aren't sorted. When using `$orderby` on a 1: many navigation properties, the order isn't predicable.

## Sorting of String-Type Numeric Characters

Numbers of a string-type property are sorted in lexical order (lexicographic sorting) rather than by their numeric values. For example, if you sort a collection of entries by a string-type ID field in ascending order, ID "123" comes before ID "45".

### ❧ Example

Query `TodoEntryV2` and sort the results by the `categoryId` property in **ascending** order:

```
{
  "d": {
    "results": [
      {
        "__metadata": {
          "uri": "https://<API-Server>/odata/v2/ToDoEntryV2(185114M)",
          "type": "SFOData.ToDoEntryV2"
        },
        "categoryId": "44"
      },
      {
        "__metadata": {
          "uri": "https://<API-Server>/odata/v2/ToDoEntryV2(185260M)",
          "type": "SFOData.ToDoEntryV2"
        },
        "categoryId": "5"
      },
      {
        "__metadata": {
          "uri": "https://<API-Server>/odata/v2/ToDoEntryV2(162942M)",
          "type": "SFOData.ToDoEntryV2"
        },
        "categoryId": "57"
      },
      {
        "__metadata": {
          "uri": "https://<API-Server>/odata/v2/ToDoEntryV2(185684M)",
          "type": "SFOData.ToDoEntryV2"
        },
        "categoryId": "59"
      }
    ]
  }
}
```

Parent topic: [System Query Options \[page 59\]](#)

## Related Information

[\\$top \[page 62\]](#)

[\\$skip \[page 63\]](#)

[\\$filter \[page 63\]](#)

[\\$expand \[page 70\]](#)

[\\$format \[page 71\]](#)

[\\$select \[page 73\]](#)

[\\$count \[page 74\]](#)

[\\$inlinecount \[page 76\]](#)

[Examples of Queries with Multiple Keywords \[page 77\]](#)

### 5.5.2.2 \$top

This topic shows examples of the `$top` system query option used in a URI.

To learn about the OData System query options used in the example URIs in this section, visit [www.odata.org](http://www.odata.org), and search for "OData Version 2.0 Uri Conventions".

EXAMPLE URI	DESCRIPTION
<code>https://&lt;API-Server&gt;/odata/v2/User?\$top=5</code>	The first 5 <code>User</code> entries are returned and the entries are sorted using a schema determined by the OData service.
<code>https://&lt;API-Server&gt;/odata/v2/User?\$top=5&amp;\$orderby=username desc</code>	The first 5 <code>User</code> entries are returned in descending order and sorted by the <code>username</code> property.

Parent topic: [System Query Options \[page 59\]](#)

## Related Information

[\\$orderby \[page 60\]](#)

[\\$skip \[page 63\]](#)

[\\$filter \[page 63\]](#)

[\\$expand \[page 70\]](#)

[\\$format \[page 71\]](#)

[\\$select \[page 73\]](#)

[\\$count \[page 74\]](#)

[\\$inlinecount \[page 76\]](#)

### 5.5.2.3 \$skip

This topic shows examples of the `$skip` system query option used in a URI.

To learn more about the OData System query options used in the example URIs in this section, visit [www.odata.org](http://www.odata.org), and search for "OData Version 2.0 Uri Conventions".

Example	Description
<code>/odata/v2/User?\$skip=2</code>	The set of <code>User</code> entries starting with the third user.
<code>/odata/v2/User?\$skip=2&amp;\$top=2&amp;\$orderby=username</code>	The third and fourth <code>User</code> entries from the collection of all <code>User</code> entities when the collection is sorted by <code>username</code> in ascending order.

**Parent topic:** [System Query Options \[page 59\]](#)

## Related Information

[\\$orderby \[page 60\]](#)

[\\$top \[page 62\]](#)

[\\$filter \[page 63\]](#)

[\\$expand \[page 70\]](#)

[\\$format \[page 71\]](#)

[\\$select \[page 73\]](#)

[\\$count \[page 74\]](#)

[\\$inlinecount \[page 76\]](#)

[Examples of Queries with Multiple Keywords \[page 77\]](#)

### 5.5.2.4 \$filter

This topic shows examples of the logical operators, arithmetic operators, grouping operators, and customized operators including customized string functions that can be used with the `$filter` system query option.

You can use the `$filter` system query option in the URI to limit the number of results returned in an OData API query. For example, the following URI filters the `status` field in the `User` entity to return all active users:

```
https://<API-Server>/odata/v2/User?$filter=status eq 't'
```

## Note

- You can only filter top-level entities and child entities that have 1:1 relationships with their parents. When you apply `$filter` on an entity that has one-to-many (1:M) relationship with its children, the child entities are not filtered. The query returns all parents with full list of child entities even though only one child meets the condition in the filter.
- When a key predicate is present in the URI, the `$filter` option is disregarded.

To learn more about the OData System query options used in the example URIs in this section, visit [www.odata.org](http://www.odata.org), and search for "OData Version 2.0 Uri Conventions".

## Logical Operators

LOGICAL OPERATOR	DESCRIPTION	EXAMPLE
<code>eq</code>	Equal	Finds a <code>User</code> entity whose <code>hr/username</code> is <b>cgrant</b> ( <code>hr</code> is the navigation property): <code>https://&lt;API-Server&gt;/odata/v2/User?\$filter=hr/username eq 'cgrant'</code> . Finds a <code>User</code> Entity whose <code>username</code> property is <b>cgrant</b> : <code>https://&lt;API-Server&gt;/odata/v2/User?\$filter=username eq 'cgrant'</code> .
<code>ne</code>	Not equal	<code>https://&lt;API-Server&gt;/odata/v2/User?\$filter=hr/username ne 'London'</code>
<code>gt</code>	Greater than	Finds a <code>PickListLabel</code> Entity whose <code>id</code> is greater than 2000: <code>https://&lt;API-Server&gt;/odata/v2/PicklistLabel?\$filter=id gt 2000</code>
<code>ge</code>	Greater than or equal	<code>https://&lt;API-Server&gt;/odata/v2/PicklistLabel?\$filter=id ge 10</code>
<code>lt</code>	Less than	<code>https://&lt;API-Server&gt;/odata/v2/PicklistLabel?\$filter=id lt 20</code>
<code>le</code>	Less than or equal	<code>https://&lt;API-Server&gt;/odata/v2/PicklistLabel?\$filter=id le 100</code>
<code>and</code>	Logical and	<code>https://&lt;API-Server&gt;/odata/v2/PicklistLabel?\$filter=id le 1005 and id gt 1000</code> to find <code>PicklistLabel</code> whose <code>id</code> is within range [1000,1005]
<code>or</code>	Logical or	<code>https://&lt;API-Server&gt;/odata/v2/PicklistLabel?\$filter=id le 3.5 or id gt 200</code>
<code>not</code>	Logical negation	<code>https://&lt;API-Server&gt;/odata/v2/User?\$filter=not endswith(username, 'grant')</code>

## Note

There's a limit to the number of expressions you can use in a single query. This number varies from server to server. When the limit is reached, an error occurs. To solve this problem, reduce the number of expressions in your query.



## Arithmetic Operators

ARITHMETIC OPERATOR	DESCRIPTION	EXAMPLE
add	Addition	<code>https://&lt;API-Server&gt;/odata/v2/PicklistLabel?\$filter=id add 5 gt 10</code>
sub	Subtraction	<code>https://&lt;API-Server&gt;/odata/v2/PicklistLabel?\$filter=id sub 5 gt 10</code>
mul	Multiplication	<code>https://&lt;API-Server&gt;/odata/v2/PicklistLabel?\$filter=id mul 2 gt 2000</code>
div	Division	<code>https://&lt;API-Server&gt;/odata/v2/PicklistLabel?\$filter=id div 2 gt 4</code>
mod	Modulo	<code>https://&lt;API-Server&gt;/odata/v2/PicklistLabel?\$filter=id mod 2 eq 0</code>

## Grouping Operator

GROUPING OPERATOR	DESCRIPTION	EXAMPLE
( )	Precedence grouping.	<code>https://&lt;API-Server&gt;/odata/v2/PicklistLabel?\$filter=(id sub 5) gt 10</code>

## Customized Operators

CUSTOMIZED OPERATOR	DESCRIPTION	EXAMPLE
in	In clause	Identifies <code>User</code> entities whose <code>userId</code> is equal to one specified by an <code>in</code> clause: <code>https://&lt;API-Server&gt;/odata/v2/User?\$filter=userId in 'ctsel','mhuang1','flynch1'&amp;\$select=username,userId</code>

**Note**

Due to the limit of number of expressions (1000) in a list, OData API doesn't accept an IN clause exceeding 1000 expressions in `$filter`.

CUSTOMIZED OPERATOR	DESCRIPTION	EXAMPLE
like	Like clause	<p>Identifies <code>User</code> entities whose <code>userId</code> property <b>cgrant</b> may be retrieved with a <code>like</code> clause:</p> <pre>https://&lt;API-Server&gt;/odata/v2/User? \$filter=userId like 'cgrant'</pre> <p>Identifies <code>User</code> entities whose <code>userId</code> property is equivalent to <b>cgrant</b>:</p> <pre>\$filter=userId eq 'cgrant'</pre> <p>Identifies <code>User</code> entities whose <code>userId</code> property <b>cgrant</b> may be retrieved with a <code>like</code> clause:</p> <pre>https://&lt;API-Server&gt;/odata/v2/User? \$filter=userId like 'cgrant%'</pre> <p>Identifies <code>User</code> entities whose <code>userId</code> property starts with <b>cgrant</b>:</p> <pre>\$filter=startswith(userId, 'cgrant')</pre> <p>Identifies <code>User</code> entities whose <code>userId</code> property ends with <b>cgrant</b>:</p> <pre>https://&lt;API-Server&gt;/odata/v2/User? \$filter=userId like '%cgrant'</pre> <p>This is equivalent to</p> <pre>\$filter=endswith(userId, 'cgrant')</pre> <p>Identifies <code>User</code> entities whose <code>userId</code> property contains string <b>cgrant</b>.</p> <pre>https://&lt;API-Server&gt;/odata/v2/User? \$filter=userId like '%cgrant%'</pre> <p>Identifies <code>User</code> entities whose <code>userId</code> property contains string <b>cgrant</b> and is case insensitive.</p> <pre>https://&lt;API-Server&gt;/odata/v2/User? \$filter=tolower(userId) like ' %cgrant%'</pre> <pre>https://&lt;API-Server&gt;/odata/v2/User? \$filter=toupper(userId) like ' %cgrant%'</pre> <p>Identifies <code>User</code> entities whose <code>userId</code> is like <b>cgrant</b> and unions with <code>username</code> like <b>cgrant</b>.</p>

CUSTOMIZED OPERATOR	DESCRIPTION	EXAMPLE
		<pre>https://&lt;API-Server&gt;/odata/v2/User? \$filter=toupper(userId) like ' %cgrant%' or tolower(username) like '%cgrant%'</pre> <p>Identifies User entities whose userId is like <b>cgrant</b> and intersects with username like <b>cgrant</b>.</p> <pre>https://&lt;API-Server&gt;/odata/v2/User? \$filter=toupper(userId) like ' %cgrant%' and tolower(username) like '%cgrant%'</pre>

## String Functions

In addition to operators, a set of functions is also defined for use with the `$filter` query option. The following table lists the available functions.

### Note

ISNULL or COALESCE operators are not defined. Instead, there's a null literal that can be used in comparisons. If your query contains a single quote, it must be escaped by another one if it appears with single-quoted string.

STRING FUNCTION	EXAMPLE
<code>bool endswith(string p0, string p1)</code>	<p>Finds all usernames that end with <b>Futterkiste</b>:</p> <pre>https://&lt;API-Server&gt;/odata/v2/User? \$filter=endswith(username, 'Futterkiste')</pre>
<code>bool startswith(string p0, string p1)</code>	<p>Finds all usernames that start with <b>Alfr</b>:</p> <pre>https://&lt;API-Server&gt;/odata/v2/User? \$filter=startswith(username, 'Alfr')</pre>
<code>bool substringof(string p0, string p1)</code>	<p>Case-insensitive search for username field:</p> <pre>https://&lt;API-Server&gt;/odata/v2/User? \$filter=substringof('futter', tolower( username)) eq true</pre>

## STRING FUNCTION

## EXAMPLE

---

`string tolower(string p0)`

Compare username in lower case to the literal value

**futterkiste**:

```
https://<API-Server>/odata/v2/User?  
$filter=tolower(username) eq 'futterkiste'
```

---

`string toupper(string p0)`

Compare username in upper case to the literal value 'FUTTERKISTE':

```
https://<API-Server>/odata/v2/User?  
$filter=toupper(username) eq 'FUTTERKISTE'
```

---

`string trim(string p0)`

Trim leading and trailing whitespaces before comparing values:

```
https://<API-Server>/odata/v2/User?  
$filter=trim(username) eq 'Futterkiste'
```

---

The \$filter option can also be used in a query using a datetime parameter:

## QUERY EXAMPLE

---

```
https://<API-Server>/odata/v2/User?  
$format=json&$select=lastModified&$filter=  
lastModified%20ge%20datetime%272003-12-18T  
17:19:28%27&$top=200
```

---

The query returns last modified date in Java data format (the milliseconds since January 1, 1970, 00:00:00 GMT).

Parent topic: [System Query Options \[page 59\]](#)

## Related Information

[\\$orderby \[page 60\]](#)

[\\$top \[page 62\]](#)

[\\$skip \[page 63\]](#)

[\\$expand \[page 70\]](#)

[\\$format \[page 71\]](#)

[\\$select \[page 73\]](#)

[\\$count \[page 74\]](#)

[\\$inlinecount \[page 76\]](#)

[Examples of Queries with Multiple Keywords \[page 77\]](#)

## 5.5.2.5 \$expand

This topic shows examples of the \$expand system query option used in a URI.

To learn about the OData System query options used in the example URIs in this section, visit [www.odata.org](http://www.odata.org), and search for "OData Version 2.0 Uri Conventions".

EXAMPLE	DESCRIPTION
<code>https://&lt;API-Server&gt;/odata/v2/User? \$expand=proxy</code>	<ul style="list-style-type: none"><li>Identifies the collection of <code>User</code> entities as well as each of the <code>proxy</code> associated with each <code>User</code>.</li><li>Described by the Entity Set named "User" and the "proxy" navigation property on the <code>User</code> Entity Type in the service metadata document.</li></ul>
<code>https://&lt;API-Server&gt;/odata/v2/User? \$expand=hr/matrixManager</code>	<ul style="list-style-type: none"><li>Identifies the collection of <code>User</code> entities as well as each of the <code>hr</code> associated with each <code>User</code>. In addition, the URI also identifies the <code>matrixManager</code> navigation property associated with each <code>hr</code>.</li><li>Described by the Entity Set named "User", the "hr" navigation property on the "User" Entity Type, and the <code>matrixManager</code> navigation property on the "hr" entity type in the service metadata document.</li></ul>
<code>https://&lt;API-Server&gt;/odata/v2/User? \$expand=hr,proxy</code>	<ul style="list-style-type: none"><li>Identifies the collection of <code>User</code> entities as well as the <code>hr</code> and <code>proxy</code> associated with each <code>User</code>.</li><li>Described by the Entity Set named "User" as well as the "hr" and "proxy" navigation properties on the "User" Entity Type in the service metadata document.</li></ul>

Parent topic: [System Query Options \[page 59\]](#)

### Related Information

[\\$orderby \[page 60\]](#)

[\\$top \[page 62\]](#)

[\\$skip \[page 63\]](#)

[\\$filter \[page 63\]](#)

[\\$format \[page 71\]](#)

[\\$select \[page 73\]](#)

[\\$count \[page 74\]](#)

[\\$inlinecount \[page 76\]](#)

[Examples of Queries with Multiple Keywords \[page 77\]](#)

## 5.5.2.6 \$format

This topic shows examples of the `$format` system query option used in a URI and the Response received for each one.

To learn about the OData System query options that will be used in the example URIs in this section, visit [www.odata.org](http://www.odata.org), and search for "OData Version 2.0 Uri Conventions".

<b>\$FORMAT VALUE</b>	<b>RESPONSE MEDIA TYPE</b>
atom	application/atom+xml
json	application/json

The following table shows examples of the `$format` keyword:

**\$FORMAT****EXAMPLE RESPONSE**

```
https://<API-Server>/odata/v2/User?  
$format=atom
```

```
<?xml version='1.0' encoding='utf-8'?>  
<feed xmlns="https://www.w3.org/  
2005/Atom" xmlns:m="https://  
schemas.microsoft.com/ado/2007/08/  
dataservices/metadata" xmlns:d="https://  
schemas.microsoft.com/ado/2007/08/  
dataservices" xml:base="https://<API-  
Server>/odata/v2/">  
  <title type="text">Picklist</title>  
  <id>https://<API-Server>/odata/v2/  
Picklist</id>  
  <updated>2013-07-29T07:10:44Z</  
updated>  
  <link rel="self" title="Picklist"  
href="Picklist" />  
  <entry>  
  
    <id>https://<API-Server>/odata/v2/  
Picklist('CandidateStatus')</id>  
    <title type="text" />  
    <updated>2013-07-29T07:10:44Z</  
updated>  
    <author>  
      <name />  
    </author>  
    <link  
rel="edit" title="Picklist"  
href="Picklist('CandidateStatus')" />  
    <link rel="https://  
schemas.microsoft.com/ado/2007/08/  
dataservices/related/picklistOptions"  
type="application/atom+xml;type=entry"  
title="picklistOptions"  
href="Picklist('CandidateStatus')/  
picklistOptions" />  
    <category  
term="SFOData.Picklist" scheme="https://  
schemas.microsoft.com/ado/2007/08/  
dataservices/scheme" />  
    <content type="application/xml">  
      <m:properties>  
  
        <d:picklistId>CandidateStatus</  
d:picklistId>  
      </m:properties>  
    </content>  
  </entry>  
</feed>
```



## \$FORMAT

```
https://<API-Server>/odata/v2/User?  
$format=json
```

## EXAMPLE RESPONSE

```
d: {  
  "results": [{  
    "__metadata": {  
      "uri": "https://<API-Server>/odata/v2/  
Picklist('CandidateStatus')",  
      "type":  
"SFODData.Picklist"  
    },  
    "picklistId":  
"CandidateStatus",  
    "picklistOptions": {  
      "__deferred": {  
        "uri": "Picklist('CandidateStatus')/  
picklistOptions"  
      }  
    }  
  }]  
}
```

Parent topic: [System Query Options \[page 59\]](#)

## Related Information

[\\$orderby \[page 60\]](#)

[\\$top \[page 62\]](#)

[\\$skip \[page 63\]](#)

[\\$filter \[page 63\]](#)

[\\$expand \[page 70\]](#)

[\\$select \[page 73\]](#)

[\\$count \[page 74\]](#)

[\\$inlinecount \[page 76\]](#)

[Examples of Queries with Multiple Keywords \[page 77\]](#)

### 5.5.2.7 \$select

You can use the `$select` system query option in a URI to specify a subset of properties to be returned by the OData service.

The value of the `$select` query option is a list of comma-separated properties or navigation properties. By limiting the number of fields returned, this query option can reduce the query data size and improve performance.

To learn about the OData System query options used in the example URIs in this section, visit [www.odata.org](http://www.odata.org), and search for "OData Version 2.0 Uri Conventions".

The following set of examples uses the data model available at `https://<API-Server>/odata/v2/$metadata` to describe the semantics for a base set of URIs using the `$select` system query option. From these base cases, the semantics of longer URIs are defined by composing the rules below:

EXAMPLE URI	DESCRIPTION
<code>https://&lt;API-Server&gt;/odata/v2/User?\$select=username,userId</code>	<ul style="list-style-type: none"> <li>username and <code>userId</code> property values are returned for each <code>User</code> entry.</li> <li>If the <code>\$select</code> query option had listed a property that identified a <code>Complex Type</code>, then all properties defined on the <code>Complex Type</code> must be returned.</li> </ul>
<code>https://&lt;API-Server&gt;/odata/v2/User?\$select=username,proxy</code>	username property value and a link to the related proxy Entry is returned for each User.
<code>https://&lt;API-Server&gt;/odata/v2/User?\$select=username,proxy&amp;\$expand=proxy/hr</code>	All the properties of the Entries identified by the <code>proxy</code> and <code>hr</code> navigation properties are returned.
<code>https://&lt;API-Server&gt;/odata/v2/User?\$select=username,proxy/username&amp;\$expand=proxy</code>	In a response from an OData service, the <code>username</code> property is included and <code>proxy</code> Entries with a <code>username</code> property is included. But, instead of including the fully expanded proxy entries, each <code>proxy</code> contains a <code>user</code> property.

Parent topic: [System Query Options \[page 59\]](#)

## Related Information

[\\$orderby \[page 60\]](#)

[\\$top \[page 62\]](#)

[\\$skip \[page 63\]](#)

[\\$filter \[page 63\]](#)

[\\$expand \[page 70\]](#)

[\\$format \[page 71\]](#)

[\\$count \[page 74\]](#)

[\\$inlinecount \[page 76\]](#)

[Examples of Queries with Multiple Keywords \[page 77\]](#)

### 5.5.2.8 \$count

Use the `$count` system query option to identify the number of entries represented by the resource the URI.

The `$count` query option can be used standalone or with the `$filter` query option. When it's used to count filtered entries, it must be placed before the `$filter` option.

Here are some examples:

- The following query returns the total number of users in the system:

```
https://<API-Server>/odata/v2/User/$count
```

- If you add a `$filter` to the same query, the `$count` option returns the number of filtered results:

```
https://<API-Server>/odata/v2/User/$count?$filter=status eq 'F'
```

## How Is the Count Calculated?

In SAP SuccessFactors OData API, the `$count` option calculates the number of identified entries after whatever business logic is implemented in the entity. Here are two examples to help you understand the design.

### ❖ Example

The following query returns the number of all active users in the system by default:

```
https://<API-Server>/odata/v2/User/$count
```

If you want to count both active and inactive users, apply a filter option and call out the status explicitly in the query:

```
https://<API-Server>/odata/v2/User/$count?$filter=status in 't', 'T', 'f', 'F'
```

### ❖ Example

The following query returns position entries that are active on the present date by default:

```
https://<API-Server>/odata/v2/Position/$count
```

If you want the number of all position entries including historical and future positions, you need to apply a time parameter to the query:

```
https://<API-Server>/odata/v2/Position/$count?toDate=9999-12-31
```

**Parent topic:** [System Query Options \[page 59\]](#)

## Related Information

[\\$orderby \[page 60\]](#)

[\\$top \[page 62\]](#)

[\\$skip \[page 63\]](#)

[\\$filter \[page 63\]](#)

[\\$expand \[page 70\]](#)

[\\$format \[page 71\]](#)

[\\$select \[page 73\]](#)

[\\$inlinecount \[page 76\]](#)

[Examples of Queries with Multiple Keywords \[page 77\]](#)

[\\$filter \[page 63\]](#)

## 5.5.2.9 \$inlinecount

Use the `$inlinecount` system query option to include a count number of the entries identified by the resource path section of the URI.

The `$inlinecount` calculates all entries identified by the resource path after applying any `$filter` query options. The difference between `$inlinecount` and `$count` is that `$count` only returns a count number in the response while `$inlinecount` returns both entries and the count number.

### Parameter Values

<code>\$inlinecount</code> Value	Description
<code>none</code>	The response doesn't include a count. This is equivalent to a URI that doesn't include an <code>\$inlinecount</code> option.
<code>allpages</code>	The response includes a count of the number of entities in the collection identified by the URI after applying any filter query option in the URI.

### Use Cases

The following query identifies a list of countries/regions with a count number at the end of the response:

```
https://<API-Server>/odata/v2/Country?$inlinecount=allpages
```

Here's a snippet of the response that contains the count number:

```
{
  "d": {
    "results": [
      ... ..
    ],
    "__count": "251"
  }
}
```

The following query identifies all users with last name `Smith` and the count number of the entries:

```
https://<API-Server>/odata/v2/User?$filter=lastName eq 'Smith'&$inlinecount=allpages
```

Sample response:

#### Sample Code

```
{
  "d": {
    "results": [
      ... ..
    ],
    "__count": "8"
  }
}
```

Parent topic: [System Query Options \[page 59\]](#)

## Related Information

[\\$orderby \[page 60\]](#)

[\\$top \[page 62\]](#)

[\\$skip \[page 63\]](#)

[\\$filter \[page 63\]](#)

[\\$expand \[page 70\]](#)

[\\$format \[page 71\]](#)

[\\$select \[page 73\]](#)

[\\$count \[page 74\]](#)

[Examples of Queries with Multiple Keywords \[page 77\]](#)

## 5.5.2.10 Examples of Queries with Multiple Keywords

Examples of queries with multiple keywords.

Parent topic: [System Query Options \[page 59\]](#)

## Related Information

[\\$orderby \[page 60\]](#)

[\\$top \[page 62\]](#)

[\\$skip \[page 63\]](#)

[\\$filter \[page 63\]](#)

[\\$expand \[page 70\]](#)

[\\$format \[page 71\]](#)

[\\$select \[page 73\]](#)

[\\$count \[page 74\]](#)

[\\$inlinecount \[page 76\]](#)

## 5.5.2.10.1 Query with nested-navigation properties with \$select

This topic explains the use of \$select in a query.

The following URIs are constructed differently but provide the same response:

```
http://<hostname>/odata/v2/User?$select=userId,username,hr&$format=json&$top=1
```

```
http://<hostname>/odata/v2/User?$select=userId,username,hr/manager/
proxy&$format=json&$top=1
```

Each URI identifies all `User` Entities. Instead of having the response contain all properties for each Entity, the \$select option ensures the response contains only the three properties specified in the URI. . You can specify a simple property, a navigation property, or a nested-navigation property. For a simple property, the response contains results. For a navigation property, the response is a deferred link , whatever the depth of the property.

Sample response:

```
{ "__metadata" : { "uri" : "http://localhost:8080/odata/v2/User('mhuang1')",
"type" : "SFOData.User" }, "userId" : "mhuang1", "username" : "mhuang",
"manager" : { "__deferred" : { "uri" : "http://localhost:8080/odata/v2/User('mhuang1')/
manager" } } }
```

## 5.5.2.10.2 Query with \$select and \$expand

The following example shows the \$select and \$expand options used together in a URI:

```
http://<hostname>/odata/v2/User?$select=userId,manager/hr/
manager&$format=json&$expand=manager/hr
```

The URI identifies all entities of a `User` Entity Set. The response is similar to the response from a URI that uses nested-navigation properties with the \$select option, but the \$expand option can make a difference in the results that appear in the response. For example:

- If a navigation property gets expanded, the property shows as a flat object.
- If a navigation property is not expanded, it shows as a deferred link.
- If the nested-navigation property `manager/hr/manager` gets expanded, it shows a manager object.
- Because the last entry in a nested navigation doesn't get expanded, the manager object is given a nested `hr` property. The `hr` property will have a deferred link named *manager* which refers to the actual object. Unselected properties of expanded objects will be trimmed..

Sample Response:

```
{
  "__metadata" : {
```

```

"uri" : "http://localhost:8080/odata/v2/User('asлива_upsert_JAM_200')", "type" :
"SFOData.User"
}, "userId" : "asлива_upsert_JAM_200", "manager" : {
  "__metadata" : {
    "uri" : "http://localhost:8080/odata/v2/User('asлива_upsert_JAM_201')",
    "type" : "SFOData.User"
  },
  "hr" : {
    "__metadata" : {
      "uri" : "http://localhost:8080/odata/v2/
User('asлива_upsert_b11_112_inline_manager11')", "type" : "SFOData.User"
    },
    "manager" : {
      "__deferred" : {
        "uri" : "http://localhost:8080/odata/v2/
User('asлива_upsert_b11_112_inline_manager11')/manager"
      }
    }
  }
}
}
}

```

### 5.5.2.10.3 Query links with \$select and \$expand

The following example shows \$select with \$expand:

```

http://<hostname>/odata/v2/User('asлива_upsert_JAM_200')/proxy?
$select=userId,manager/hr/manager&$format=json&$expand=manager/hr

```

In the response, the \$expand option expands the selected navigation property. Unselected data columns do not get expanded. Set entities of User/proxy are returned.

Sample Response:

```

[
  {
    "__metadata" : {
      "uri" : "http://localhost:8080/odata/v2/User('asлива_upsert_JAM_197')", "type" :
      "SFOData.User"
    }, "userId" : "asлива_upsert_JAM_197", "manager" : null
  },
  {
    "__metadata" : {
      "uri" : "http://localhost:8080/odata/v2/User('asлива_upsert_JAM_198')", "type" :
      "SFOData.User"
    }, "userId" : "asлива_upsert_JAM_198", "manager" : null
  },
  {
    "__metadata" : {
      "uri" : "http://localhost:8080/odata/v2/
User('asлива_upsert_b11_112_inline_proxy')", "type" : "SFOData.User"
    }, "userId" : "asлива_upsert_b11_112_inline_proxy", "manager" : null
  },
  {
    "__metadata" : {
      "uri" : "http://localhost:8080/odata/v2/
User('asлива_upsert_b11_112_inline_proxy_1')", "type" : "SFOData.User"
    }, "userId" : "asлива_upsert_b11_112_inline_proxy_1", "manager" : null
  }
]

```

## 5.5.2.10.4 Query with \$select, \$expand, and \$filter

The following example shows a query with multiple options:

```
https://<hostname>/odata/v2/User?$format=JSON&$select=userId,username,proxy/
userId,proxy/username&$expand=proxy&$filter=proxy/userId eq 'admin'
```

The response identifies a set of users who has a `proxy` with `userId` value `admin`. After the users are identified, the response expands the `proxy` navigation property and retrieves the columns as specified in the `$select` option.

### Note

In a 1:M navigation relation, `$filter` only works on the base object. Expanded data will not be filtered. In this case, `$filter=proxy/userId eq 'admin'` serves as a search criteria to identify user 103004. In the response, both proxies of the user are retrieved.

Sample Response:

```
{
  "d": {
    "results": [
      {
        "__metadata": {
          "uri": "https://<hostname>/odata/v2/User('103004')",
          "type": "SFOData.User"
        },
        "userId": "103004",
        "username": "vwagner",
        "proxy": {
          "results": [
            {
              "__metadata": {
                "uri": "https://<hostname>/odata/v2/User('admin')",
                "type": "SFOData.User"
              },
              "userId": "admin",
              "username": "admin"
            },
            {
              "__metadata": {
                "uri": "https://<hostname>/odata/v2/User('sfadmin')",
                "type": "SFOData.User"
              },
              "userId": "sfadmin",
              "username": "sfadmin"
            }
          ]
        }
      }
    ]
  }
}
```

## Related Information

[\\$filter \[page 63\]](#)

[\\$expand \[page 70\]](#)



## 5.5.2.10.5 Query with \$top and \$skip

Using the `$top` and `$skip` options together in a request URI creates a pagination query. The response is a subset of the whole result, from `$skip` to `$top`. `$skip` indicates the starting row for the query. `$top` limits the size of the query.

For example, if the URI uses `$top=50`, `$skip=20`, the response is a subset from numbers 21 to number 70 of the whole result set.

## 5.5.2.10.6 Query with \$expand and \$orderby

When you use keywords `$expand` and `$orderby` in the same query, only the parent entities are sorted. Entities expanded through 1:n navigation properties aren't sorted. For example, in the following query tries to expand and sort the proxy users:

```
https://<hostname>/odata/v2/User?$format=JSON&$select=userId,username,proxy/
userId,proxy/username&$expand=proxy&$s=proxy/userId eq 'admin'&$orderby=proxy/
userId desc
```

Notice in the expanded results, the proxy users are not sorted in descending order by `userId`:

```
{
  "d": {
    "results": [
      {
        "__metadata": {
          "uri": "https://<hostname>/odata/v2/User('103004')",
          "type": "SFOData.User"
        },
        "userId": "103004",
        "username": "vwagner",
        "proxy": {
          "results": [
            {
              "__metadata": {
                "uri": "https://<hostname>/odata/v2/User('admin')",
                "type": "SFOData.User"
              },
              "userId": "admin",
              "username": "admin"
            },
            {
              "__metadata": {
                "uri": "https://<hostname>/odata/v2/User('sfadmin')",
                "type": "SFOData.User"
              },
              "userId": "sfadmin",
              "username": "sfadmin"
            }
          ]
        }
      }
    ]
  }
}
```

```
}  
}
```

## Related Information

[\\$orderby \[page 60\]](#)

[\\$expand \[page 70\]](#)

### 5.5.3 Pagination

The OData API provides several pagination options for query results.

A single OData HTTP `GET` request can return at most 1,000 records. This is reasonable because most HTTP clients have a timeout limit of 2 - 5 minutes. They do not allow transactions to wait more than that. A request running longer than the limit gets an HTTP timeout error. Therefore, it is often required to tune complex queries and lower the data size for them to complete within the timeout restriction.

Pagination limits the maximum size of a query response to 1,000 records. The OData standard provides a ' `__next` ' link in your query response if there are more results in the database.

SAP SuccessFactors HCM suite OData API provides several pagination options for you to choose from. In this document, you'll find out how each pagination mechanism works, what are their advantages and disadvantages, and where to use which.

#### ⚠ Restriction

Pagination only works for entity sets. Function imports do not support pagination.

#### [Client-Side Pagination \[page 83\]](#)

Client-side pagination uses query options on the client side to create an offset that restricts the amount of data returned from the server.

#### [Server-Side Pagination \[page 85\]](#)

Unlike client-side pagination, where the pagination is controlled by client-specified parameters, server-side pagination is controlled on the server side.

#### [How Do I Choose? \[page 90\]](#)

#### [Custom Page Size \[page 91\]](#)

The default and maximum page size for a paginated query is 1000 items. You can customize the page size by setting a different number with parameter `customPageSize`.

**Parent topic:** [Query Operations \[page 58\]](#)

## Related Information

[Query with Key Predicate \[page 58\]](#)

[System Query Options \[page 59\]](#)

### 5.5.3.1 Client-Side Pagination

Client-side pagination uses query options on the client side to create an offset that restricts the amount of data returned from the server.

A client-side pagination query can be made using the following URI parameters:

- The `$top` parameter indicates the number of records to return in the batch. The default and maximum number is 1,000 records.
- The `$skip` parameter indicates the number of records in the full data set to skip before fetching data.

For example, a query with `$skip=2000&$top=500` returns the fifth page of data where the page size is 500.

#### Note

Client-side pagination doesn't guarantee that every page returns the exact number of records as you specified in the `$top` parameter because there might be dirty data and post-business rule validations might apply. This doesn't mean that the data is lost. The total number of records in the entire data set is not impacted. To avoid data issues, add an `$orderby` parameter to your query.

Here's a summary of the advantages and disadvantages of client-side pagination:

Advantages	Disadvantages
<ul style="list-style-type: none"><li>• Faster initial page load</li><li>• It works well with SAP UI5 list and table controls to fetch records on demand. UI5 automatically changes the <code>\$skip</code> value in order to scroll through the data set.</li><li>• It allows reverse scrolling by decreasing <code>\$skip</code> values. This allows UI controls to avoid buffering all data as the user scrolls up and down.</li></ul>	<ul style="list-style-type: none"><li>• Query rerun for each page For each page, the query is re-executed and then moves forward through the data set to reach the specified <code>\$skip</code> value. Not only is this inefficient but also it can lead to unstable results. The data set could be changing due to simultaneous creating, updating, or deleting of the data.</li><li>• Potential duplicates If a record is inserted on a prior page after it has been read, it shifts the data set to the right, resulting the last record from the previous page to be pushed into the current page. This causes the page to be read again because the <code>\$skip</code> value of the current page is one record too small, resulting in duplicates in the total data set. You can avoid this issue using <code>\$orderBy=createdDateTime</code> to push newly created records to the end of the data set.</li><li>• Potential data loss If a record is deleted from a prior page after it has been read, it shifts the data set to the left. The first record of the current page is lost because the <code>\$skip</code> value of the current page is one record too large. There's no good workaround when dealing with concurrent hard deletes from the data set. Note these potential data loss issues make "last modified since" queries especially unreliable. If a record is lost in a query, it can only be picked up by a later attempt after it's modified.</li></ul>

Parent topic: [Pagination \[page 82\]](#)

## Related Information

[Server-Side Pagination \[page 85\]](#)

[How Do I Choose? \[page 90\]](#)

[Custom Page Size \[page 91\]](#)

## 5.5.3.2 Server-Side Pagination

Unlike client-side pagination, where the pagination is controlled by client-specified parameters, server-side pagination is controlled on the server side.

SAP SuccessFactors offer two types of server pagination: cursor-based pagination and snapshot-based pagination. You can specify the pagination method in the query by adding the parameter `&paging=cursor` or `&paging=snapshot`.

Both types of pagination return a `__next` parameter at the end of each query response that contains a `$skiptoken` value indicating the next page of data. Here are two examples of the `__next` link:

- Sample response in Atom format:

```
<link rel="next" href="https://<hostname>/odata/v2/User?
$skiptoken=eyJzdGFydFJvdYI6MTAwMCwiZW5kUm93IjoyMDAwfQ%3D%3D"></link>
```

### ⚠ Caution

Do not change the URL in the `__next` link. A modified URL can lead to unexpected results.

In the Atom format query responses, the ampersand "&" is automatically encoded as "&amp;". If you choose Atom as the format of your query response and the `__next` URL contains an ampersand, the link doesn't work because the server doesn't recognize "&amp;". You must decode the link before opening it. Alternatively, you can choose JSON as the response format.

- Sample response in JSON format:

```
"__next" : "https://<hostname>/odata/v2/User?
$formatt=JSON&$skiptoken=eyJzdGFydFJvdYI6MTAwMSwiZW5kUm93IjoyMDAxfQ%3D%3D"
```

[Cursor-based Pagination \[page 85\]](#)

[Snapshot-Based Pagination \[page 86\]](#)

Snapshot-based pagination is a server-side pagination that works by keeping a list of all business keys of the data set on the server.

**Parent topic:** [Pagination \[page 82\]](#)

## Related Information

[Client-Side Pagination \[page 83\]](#)

[How Do I Choose? \[page 90\]](#)

[Custom Page Size \[page 91\]](#)

### 5.5.3.2.1 Cursor-based Pagination

Cursor-based pagination maintains a database "cursor" on the server throughout pagination HTTP requests. The cursor represents a pointer to the start of the next page in the full data set. This is enabled using the

&paging=cursor parameter. The server uses a \$skiptoken value to continue pagination at the data set location indicated by the cursor. The query is processed by the database for the first request. Requests for subsequent pages reuse the query by accessing data using the cursor.

### Note

Currently, cursor-based pagination is only supported in Employee Central EmpJob entity, User entity, MDF Generic Objects, and most EC Foundation Objects.

Below is a summary of the advantages and disadvantages of cursor-based pagination:

Advantages	Disadvantages
<ul style="list-style-type: none"><li>Cursor-based pagination is faster than client offset pagination because the database query is only executed when the first page is requested. Subsequent pages are fetched from the location indicated by the \$skiptoken value.</li><li>It will not suffer data loss and duplication issues exhibited by client offset pagination.</li></ul>	<ul style="list-style-type: none"><li>Sorting is not supported. The \$orderby parameter cannot be used. An error will occur if it is attempted.</li><li>Filter is not supported for MDF-based entities. This includes Position, custom Generic Objects, and entities for MDF-based features such as Time, Benefits, CRM, etc. It can only be used for full extracts and does not support "last modified since" delta queries.</li><li>It does not support going backwards in the data set, making it not the ideal choice for UI consumption where UI5 control binding may require scrolling backwards for data not buffered in the control.</li></ul>

Parent topic: [Server-Side Pagination \[page 85\]](#)

## Related Information

[Snapshot-Based Pagination \[page 86\]](#)

### 5.5.3.2.2 Snapshot-Based Pagination

Snapshot-based pagination is a server-side pagination that works by keeping a list of all business keys of the data set on the server.

During the first page request, a "snapshot" or list of all the business keys is created after executing the query on the base entity. Query option \$filter is processed to filter the full data set and \$orderby is executed to sort the full data set. Subsequent pages are fetched by selecting the set of business keys and fetching each record based on these keys.

For non-MDF based entities, you can enable snapshot-based pagination by adding parameter &paging=snapshot in a query. Here is an example:

```
/odata/v2/PerPerson?paging=snapshot&$filter=lastModifiedDateTime ge  
datetime'2001-07-01T17:19:28'&$orderby=personId
```

Below is a summary of the advantages and disadvantages of snapshot-based pagination:

Advantages	Disadvantages
<ul style="list-style-type: none"><li>• Snapshot-based pagination can improve the performance of complex queries with large data volumes. For simple queries, consider other pagination options.</li><li>• It doesn't suffer data loss and duplication issues exhibited by client offset pagination.</li><li>• It fully supports filtering with <code>\$filter</code> and sorting with <code>\$orderby</code>.</li><li>• It supports "last modified since" queries for all entity types.</li></ul>	<ul style="list-style-type: none"><li>• Potential first-page timeouts for complex queries. When you execute a query, a snapshot is created during the first page by executing the full query. Therefore, the request of the first page takes longer than subsequent pages. It can lead to potential timeout errors for large data sets with complex filtering, sorting, and expanding options.</li><li>• Snapshot-based pagination isn't the ideal choice for UI consumption because it doesn't support going backwards in the data set. UI control binding may require scrolling backwards for data not buffered in the control.</li><li>• Snapshot-based pagination is inefficient for UI consumption. The snapshot is created for the entire data set. If you only view the first few pages, most of the snapshot is wasted.</li></ul>

## Important Notes

Before you use snapshot-based pagination in your query, read the following important notes:

- Not all entities support snapshot-based pagination. If you attempt snapshot-based pagination on an entity that doesn't support the feature, the server automatically forces client offset pagination on the query. You can find out which type of pagination is used in the following custom headers of the query response from a non-MDF based entity:
  - If snapshot-based pagination is successful: `X-SF-Paging: snapshot`
  - If client offset pagination is successful as a fallback: `X-SF-Paging: offset`

### Note

The custom header information is only available for successful snapshot-based pagination and forced client offset pagination when snapshot-based pagination isn't supported. If an entity is MDF-based, no paging header is returned.

- Querying entities that have multiple business keys can be slow if they aren't optimized for snapshot-based pagination.
- Do not use `&paging=snapshot` together with `$top` or `$skip`.
- A snapshot is deleted after 15 minutes if the next page isn't accessed. In rare cases, a snapshot may be lost on the cache server before the 15-minute limit is reached. In either situation, you need to request the entire snapshot again.

## Snapshot-Based Pagination in MDF OData API

We've optimized all MDF entity types for snapshot-based pagination. To be able to run snapshot-based pagination queries on MDF entities, you must have the [Admin access to MDF OData API](#) permission under [Metadata Framework](#) in RBP.

Although the snapshot-based pagination in MDF OData API is built based on the OData framework, it has its own specific logic and behaviors:

- Filter (`$filter`) and sort (`$orderby`) can only be applied to the first query. Queries to fetch subsequent pages can't be filtered or sorted.
- You can use multiple filter conditions on `lastModifiedDateTime` of the base entity and expanded entities. This applies to all types of navigation in MDF OData entities (excluding MDF Foundation Objects), such as picklist fields and entities with [Valid When](#) and [Composite](#) associations. For example:

```
/odata/v2/Position?paging=snapshot&$filter=parentPosition/lastModifiedDateTime le datetime'2001-07-01T17:19:28' or companyNav/lastModifiedDateTime ge datetime'2001-07-01T17:19:28'
```

## Snapshot-Based Pagination in Employee Central OData API

As of 1H 2020 Release, the following Employee Central entities have been optimized for snapshot-based pagination:

- PerPersonal
- EmpJob
- EmpEmployment
- FOLocation
- FOPayGrade
- MDF Foundation Objects

## Service Limits for Snapshot-Based Pagination

The following table summarizes the limits we currently have for snapshot-based pagination:

Operation	Default Limit
Maximum number of records expanded in a single query	300,000
Maximum number of consecutive "bad requests" within 30 minutes	10 (Company user level) 5 (Entity level)



## Expand Limit

The expand limit is intended to prevent excessive resource consumption and ensure better availability and performance for all customers. The default limit for the number of expanded records returned in a snapshot-based pagination query is 300,000. If this limit is reached, an error occurs.

### ❁ Example

This example query tries to expand a list of users' manager's direct reports:

```
/odata/v2/User?paging=snapshot&$filter=status eq 'T'&$expand=manager/  
directReports&$select=manager/directReports/userId
```

Under the expand limit, the total number of managers or direct reports expanded by **\$expand=manager/directReports** must not exceed 300,000.

### ⓘ Note

If you wish to increase the size limit, contact Product Support.

## Number of Consecutive "Bad Requests"

Snapshot-based pagination is intended for data sync and integration purposes where you pull data from the first page to the last. However, it often occurs that a user repeatedly requests for the first page of a paginated dataset and never reaches the subsequent pages. These requests are considered as bad requests because they waste server resources and could lead to performance issues.

To protect servers against intended or unintended bad requests, we've introduced a protection mechanism to regulate the usage of snapshot-based pagination. A quota is imposed on the company user level and the entity level to restrict the number of bad requests that can be made within a given period of time:

- The company user-level limit counts the number of consecutive bad requests made on all entities.
- The entity level limit counts the number of consecutive bad requests made on a single entity.

If the limit is reached, the user is blocked for 30 minutes during which the server rejects all subsequent requests and returns an error message in response.

The following table summarizes how this quota works:

Quota	Number of consecutive bad requests allowed within 30 minutes	Block time if the limit is reached
Company user level	10	30 minutes
Entity level	5	30 minutes

### ⓘ Note

- Multiple bad requests on a single entity also count as one bad request on the company user level.
- Before the limit is reached, using `$skiptoken` in the `__next` parameter to request the subsequent pages resets the count.
- If a user is blocked on the entity level, they still can access other entities.
- If a user is blocked on the company user level, they can't access any entities in this company.

## ❖ Example

You have made three bad requests on three different entities a, b, and c, and another two bad requests on entity d, the counts of consecutive bad requests are:

- Company user level: 4
- Entity level:
  - Entity a: 1
  - Entity b: 1
  - Entity c: 1
  - Entity d: 2

If you request for the second page of entity d now, the counts change to:

- Company user level: 0
- Entity level:
  - Entity a: 1
  - Entity b: 1
  - Entity c: 1
  - Entity d: 0

**Parent topic:** [Server-Side Pagination \[page 85\]](#)

## Related Information

[Cursor-based Pagination \[page 85\]](#)

### 5.5.3.3 How Do I Choose?

As a developer, you can choose among the different types of pagination based on their advantages and disadvantages. Here are our recommendations:

- Always use client offset pagination for UI consumptions. This is the only supported method on UI.
- Cursor-based pagination and snapshot-based pagination are recommended for integration use cases.
- Only use snapshot-based pagination for complex queries with large data volume, for example, a query that has complex sorting, filtering, and expanding options.
- We recommend that you tune your queries when you use snapshot-based pagination. If you have problems with first page performance for extremely large data sets, switch to cursor-based pagination if applicable.

**Parent topic:** [Pagination \[page 82\]](#)

## Related Information

[Client-Side Pagination \[page 83\]](#)

[Server-Side Pagination \[page 85\]](#)

[Custom Page Size \[page 91\]](#)

### 5.5.3.4 Custom Page Size

The default and maximum page size for a paginated query is 1000 items. You can customize the page size by setting a different number with parameter `customPageSize`.

You can use `customPageSize` for both client and server paginations. Here are two examples:

Setting the page size to 50 in a client pagination query:

```
https://<hostname>/odata/v2/Photo?$format=JSON&$top=500&$skip=200&customPageSize=50
```

Setting the page size to 50 in a snapshot-based server pagination query:

```
https://<hostname>/odata/v2/Photo?$format=JSON&paging=snapshot&customPageSize=50
```

#### Note

The custom page size must be smaller than 1000. Page size larger than 1000 is ignored.

Parent topic: [Pagination \[page 82\]](#)

## Related Information

[Client-Side Pagination \[page 83\]](#)

[Server-Side Pagination \[page 85\]](#)

[How Do I Choose? \[page 90\]](#)

## 5.6 Edit Operations

Learn how edit operations work in SAP SuccessFactors HCM suite OData API.

Edit operations include insert, update (replace/merge), upsert (insert/update), and delete.

[Insert \[page 92\]](#)

You can use the insert operation to create an entry.

[Merge \[page 93\]](#)

[Replace \[page 94\]](#)

[Upsert \[page 95\]](#)

[Delete \[page 104\]](#)

[Edit Parameters \[page 105\]](#)

A list of common parameters and examples for edit operations.

## 5.6.1 Insert

You can use the insert operation to create an entry.

The insert operation uses HTTP method `POST` to create an entry. In an insert request, you must specify the name of the API in the URI.

Here is an example of an insert request and response.

Request:

Operation	Insert
HTTP Request	POST
URI	<code>https://&lt;API-Server&gt;/odata/v2/User</code>
Payload	<pre>{   "__metadata": {     "uri": "User('paulchris')"   },   "username": "paulchris",   "password": "pwd",   "hireDate": "/Date(978307200000)/",   "gender": "M",   "status": "active",   "userId": "paulchris",   "firstName": "Paul",   "lastName": "Chris",   "email": "paulchris@bestrun.com",   "timeZone": "PST",   "manager": {     "__metadata": {       "uri": "User('kevinsmith')"     },     "username": "kevinsmith",     "password": "pwd",     "hireDate": "/Date(978307200000)/",     "gender": "M",     "status": "active",     "userId": "kevinsmith",     "firstName": "Kevin",     "lastName": "Smith",     "email": "kevinsmith@bestrun.com",     "department": "Retail Banking",     "timeZone": "PST"   } }</pre>

Response:

```
{
  "d": {
    "__metadata": {
      "uri": "https://<api-server>/odata/v2/User('paulchris')",
      "type": "SFOData.User"
    },
    "username": "paulchris",
    "password": "pwd",
    "hireDate": "/Date(978307200000)/",
    "gender": "M",
    "status": "active",
    "userId": "paulchris",
    "firstName": "Paul",
    "lastName": "Chris",
    "email": "paulchris@bestrun.com",
    "timeZone": "PST",
    "manager": {
      "__metadata": {
        "uri": "https://<api-server>/odata/v2/User('kevinsmith')",
        "type": "SFOData.User"
      },
      "username": "kevinsmith",
      "password": "pwd",
      "hireDate": "/Date(978307200000)/",
      "gender": "M",
      "status": "active",
      "userId": "kevinsmith",
      "firstName": "Kevin",
      "lastName": "Smith",
      "email": "kevinsmith@bestrun.com",
      "department": "Retail Banking",
      "timeZone": "PST"
    }
  }
}
```

To learn more about OData operations, visit [www.odata.org](http://www.odata.org), and search for "OData Version 2.0 Operations".

Parent topic: [Edit Operations \[page 91\]](#)

## Related Information

[Merge \[page 93\]](#)

[Replace \[page 94\]](#)

[Upsert \[page 95\]](#)

[Delete \[page 104\]](#)

[Edit Parameters \[page 105\]](#)

## 5.6.2 Merge

In certain cases, you might want to do an incremental update without replacing all the content of a data entity. To avoid overloading the `PUT` HTTP method, OData offers the merge operation to update a record. A merge request

updates only the properties provided in the request body, and leaves the data not mentioned in the request body in its current state.

A merge operation request is delivered using the `POST` HTTP method with special header `x-http-method`, as shown in the example below. In the request payload, you only include the fields you want to update.

HTTP Method	POST
URI	<code>https://&lt;API-Server&gt;/odata/v2/ User('ExistingUser')</code>
Headers	<code>x-http-method: MERGE</code>
Payload	<pre>{   "email": "newmail@bestrun.com" }</pre>

A successful operation returns status 200 OK with no payload.

For merging data that includes navigation properties, see the examples in [Updating Links \[page 114\]](#).

**Parent topic:** [Edit Operations \[page 91\]](#)

## Related Information

[Insert \[page 92\]](#)

[Replace \[page 94\]](#)

[Upsert \[page 95\]](#)

[Delete \[page 104\]](#)

[Edit Parameters \[page 105\]](#)

## 5.6.3 Replace

The replace operation updates an existing record with the fields specified in the request payload and resets all other fields to their default value. In a replace request, you use the `PUT` HTTP method and identify the record to be updated by passing the key predicate in the request URI. Unlike the merge operation, you must provide all required fields in the request payload.

The replace request returns status 204 (No Content) to indicate success. No response body is returned.

The following table shows a sample replace request:

Operation	Replace
HTTP Method	PUT

URI

https://<API-Server>/odata/v2/  
User('ExistUser')

Payload

```
{
  "__metadata": {
    "uri": "User('ExistUser')"
  },
  "username": "ExistUser",
  "password": "pwd",
  "hireDate": "/Date(978307200000)/",
  "gender": "M",
  "status": "active",
  "userId": "ExistUser",
  "firstName": "Paul",
  "lastName": "Chris",
  "email": "user@bestrun.com",
  "department": "Retail Banking",
  "timeZone": "PST",
  "hr": {
    "__metadata": {
      "uri": "User('HRUser')"
    }
  },
  "manager": {
    "__metadata": {
      "uri": "User('OldManager')"
    }
  }
}
```

Parent topic: [Edit Operations \[page 91\]](#)

## Related Information

[Insert \[page 92\]](#)

[Merge \[page 93\]](#)

[Upsert \[page 95\]](#)

[Delete \[page 104\]](#)

[Edit Parameters \[page 105\]](#)

## 5.6.4 Upsert

The `upsert` operation is a custom function import to update or insert records. If the record specified in payload doesn't exist, the server inserts (creates) a new record; if a record exists, the upsert operation updates the record. You can use upsert to batch insert/update and inline-edit records. You can invoke the upsert operation using the HTTP method `POST`.

### → Remember

Any invalid property value leads to the failure of upserting a record.

The failure in upserting one record doesn't affect other records.

If business keys are provided in the request, they also appear in failed response.

For effective-dated entities, the failure of upserting one time slice causes all other time slices of the same external code to fail. See example 2 for more information.

[HTTP Response Status Codes for Upsert \[page 96\]](#)

[Example 1: Create and Update Users in One Upsert Request \[page 98\]](#)

[Example 2: Upsert Multiple Records of an Effective Dated Entity \[page 101\]](#)

[Example 3: Get a Faster Upsert Response by Specifying Entity Names in URI \[page 103\]](#)

**Parent topic:** [Edit Operations \[page 91\]](#)

## Related Information

[Insert \[page 92\]](#)

[Merge \[page 93\]](#)

[Replace \[page 94\]](#)

[Delete \[page 104\]](#)

[Edit Parameters \[page 105\]](#)

### 5.6.4.1 HTTP Response Status Codes for Upsert

Depending on the request, the upsert operation returns the following values in the `httpCode` field of the response:

HTTP Code	Result	Sample Code
200	Successful.	<pre>{   "key": "newuser",   "status": "OK",   "editStatus":     "UPSERTED",   "message": null,   "index": 0,   "httpCode": 200,   "inlineResults":     null }</pre>



HTTP Code	Result	Sample Code
201	Successful. New record inserted.	<pre>{   "key": "newuser",   "status": "OK",   "editStatus":   "INSERTED",   "message": null,   "index": 0,   "httpCode": 201,   "inlineResults":   null }</pre>
204	Successful. An existing record has been updated.	<p>↔ Sample Code</p> <pre>{   "key": "cgrant",   "status": "OK",   "editStatus":   "UPDATED",   "message": null,   "index": 1,   "httpCode": 204,   "inlineResults": null }</pre>
400	Failed. The request couldn't be understood by the server due to malformed syntax. Check the message field for detailed error information.	<pre>{   "key": null,   "status": "ERROR",   "editStatus": null,   "message":   "bad valueString   ['AnotherManager'] as   part of keyString   ['AnotherManager']",   "index": 1,   "httpCode": 400,   "inlineResults":   null }</pre>
500	Failed. The request couldn't be processed due to unexpected server error.	<pre>{   "key": null,   "status":   "ERROR",   "editStatus":   null,   "message":   "Internal server error",   "index": 0,   "httpCode": 500,   "inlineResults":   null }</pre>

Parent topic: [Upsert \[page 95\]](#)

## Related Information

[Example 1: Create and Update Users in One Upsert Request \[page 98\]](#)

[Example 2: Upsert Multiple Records of an Effective Dated Entity \[page 101\]](#)

[Example 3: Get a Faster Upsert Response by Specifying Entity Names in URI \[page 103\]](#)

[Errors, Timeouts, and Access Limits \[page 206\]](#)

### 5.6.4.2 Example 1: Create and Update Users in One Upsert Request

The following code sample shows an upsert request that creates a new user, updates an existing user, and updates the manager of the existing user inline.

#### Request

Operation	Upsert
HTTP Method	POST
URI	<code>https://&lt;API-Server&gt;/odata/v2/upsert</code>

## Payload

```
[
  {
    "__metadata": {
      "uri": "User('NewUser')"
    },
    "username": "NewUser",
    "password": "pwd",
    "hireDate": "/"
Date(978307200000)/",
    "gender": "M",
    "status": "active",
    "userId": "NewUser",
    "firstName": "Paul",
    "lastName": "Chris",
    "email": "user@bestrun.com",
    "department": "Retail Banking",
    "timeZone": "PST",
    "hr": {
      "__metadata": {
        "uri": "User('HRUser')"
      }
    },
    "manager": {
      "__metadata": {
        "uri":
"User('OldManager')"
      }
    }
  },
  {
    "__metadata": {
      "uri": "User('ExistUser')"
    },
    "username": "ExistUser",
    "password": "pwd",
    "hireDate": "/"
Date(978307200000)/",
    "gender": "M",
    "status": "active",
    "userId": "ExistUser",
    "firstName": "Chris",
    "lastName": "Paul",
    "email": "user@bestrun.com",
    "department": "Retail Banking",
    "timeZone": "PST",
    "hr": {
      "__metadata": {
        "uri": "User('HRUser')"
      }
    },
    "manager": {
      "__metadata": {
        "uri":
"User('OldManager')"
      },
      "username": "OldManager",
      "password": "pwd",
      "hireDate": "/"
Date(978307200000)/",
      "gender": "F",
      "status": "active",
      "userId": "OldManager",
      "firstName": "Paul",
      "lastName": "Chris",
      "email": "user@bestrun.com",
```

```

    "department": "Retail
Banking",
    "timeZone": "PST",
    "hr": {
      "__metadata": {
        "uri":
"User('HRUser')"
      }
    },
    "manager": {
      "__metadata": {
        "uri":
"User('AnotherManager')"
      }
    }
  }
}
]

```

## Response

The operation returns a response body indicating all upsert results:

```

{
  "d": [
    {
      "key": "NewUser",
      "status": "OK",
      "editStatus": "INSERTED",
      "message": null,
      "index": "0",
      "httpCode": 201,
      "inlineResults": null
    },
    {
      "key": "ExistUser",
      "status": "OK",
      "editStatus": "UPDATED",
      "message": null,
      "index": "1",
      "inlineResults": [
        {
          "results": [
            {
              "key": "OldManager",
              "status": "OK",
              "editStatus": "UPDATED",
              "message": null,
              "index": "0",
              "httpCode": 204,
              "inlineResults": null
            }
          ],
          "inlineProperty": "manager"
        }
      ]
    }
  ]
}

```

Parent topic: [Upsert \[page 95\]](#)

## Related Information

[HTTP Response Status Codes for Upsert \[page 96\]](#)

[Example 2: Upsert Multiple Records of an Effective Dated Entity \[page 101\]](#)

[Example 3: Get a Faster Upsert Response by Specifying Entity Names in URI \[page 103\]](#)

### 5.6.4.3 Example 2: Upsert Multiple Records of an Effective Dated Entity

You can create historical information of an effective-dated record by upserting multiple time slices of the same external code in one request. Note that if one of these time slices fails, all other time slices of the same external code fail.

## Request

In this example, the date format in the first time slice is incorrect.

Operation	Upsert
HTTP Method	POST
URI	<code>https://&lt;API-Server&gt;/odata/v2/upsert</code>

Payload

```
[{
  "__metadata":{
    "uri":"cust_TestObject(effectiveStartDate=datetime'2019-06-01T00:00:00',externalCode='SO-004')",
    },
    "externalCode":"SO-005",
    "effectiveStartDate":"/Date(1559347ABC)/",
    "cust_Category":"Cat A"
  },
  {
    "__metadata":{
      "uri":"cust_TestObject(effectiveStartDate=datetime'2019-07-01T00:00:00',externalCode='SO-004')",
      },
      "externalCode":"SO-005",
      "effectiveStartDate":"/Date(1561939200000)/",
      "cust_Category":"Cat B"
    },
    {
      "__metadata":{
        "uri":"cust_TestObject(effectiveStartDate=datetime'2019-08-01T00:00:00',externalCode='SO-004')",
        },
        "externalCode":"SO-005",
        "effectiveStartDate":"/Date(1564617600000)/",
        "cust_Category":"Cat C"
      }
    }
  ]
```

## Response

The response shows ERROR status for the first time slice and ACCEPTED for the other two. All three time slices have failed.

```
{
  "d": [
    {
      "key": null,
      "status": "ERROR",
      "editStatus": null,
      "message": "Illegal DateTime value in JSON format: /Date(1559347ABC)/. Please follow the standard format: \"/Date(<ticks>)/\", <ticks> = number of milliseconds since midnight Jan 1, 1970. Example: \"/Date(1495746637000)/\". For more information, see https://help.sap.com/viewer/d599f15995d348a1b45ba5603e2aba9b/latest/en-US/971f5829b7aa4c9fab04c12f06838683.html.",
      "index": 0,
      "httpCode": 400,
      "inlineResults": null
    },
    {
      "key": "cust_TestObject/effectiveStartDate=2019-07-01T00:00:00.000Z,cust_TestObject/externalCode=SO-004",
      "status": "ACCEPTED",
      "editStatus": null,
      "message": null,
      "index": 1,
      "httpCode": 202,
      "inlineResults": null
    }
  ]
}
```

```

    },
    {
      "key": "cust_TestObject/
effectiveStartDate=2019-08-01T00:00:00.000Z,cust_TestObject/externalCode=SO-004",
      "status": "ACCEPTED",
      "editStatus": null,
      "message": null,
      "index": 2,
      "httpCode": 202,
      "inlineResults": null
    }
  ]
}

```

Parent topic: [Upsert \[page 95\]](#)

## Related Information

[HTTP Response Status Codes for Upsert \[page 96\]](#)

[Example 1: Create and Update Users in One Upsert Request \[page 98\]](#)

[Example 3: Get a Faster Upsert Response by Specifying Entity Names in URI \[page 103\]](#)

### 5.6.4.4 Example 3: Get a Faster Upsert Response by Specifying Entity Names in URI

When you start to make API calls, your first upsert operation tries to download the full set of OData metadata from the server and stores it in cache. Subsequent API calls use the cached metadata until it's refreshed. Due to its large size, downloading the full metadata can be time consuming. To get a faster response, you can explicitly include the entities to be upserted in the URI so that only the metadata of these entities are downloaded.

To do this, you include the entity names in the URI, separated by comma.

#### Note

If you want to inline edit an entity, you also need to include it in the URI.

This example shows how to create an activity for a user. In the request URI, only the metadata of the necessary entities are specified.

Request URI:

```
https://<API-Server>/odata/v2/User,Activity,ActivityStatus/upsert
```

Request Payload:

```

{
  "__metadata": {
    "uri": "Activity"
  },
  "activityName": "Test Activity",
  "activityStatusNav": {

```

```

    "__metadata":{
      "uri":"ActivityStatus"
    },
    "activityStatusId":"high",
    "colorRGBCode":"#a71927"
  },
  "subjectUserIdNav":{
    "__metadata":{
      "uri":"User('cgrant')"
    }
  }
}

```

Parent topic: [Upsert \[page 95\]](#)

## Related Information

[HTTP Response Status Codes for Upsert \[page 96\]](#)

[Example 1: Create and Update Users in One Upsert Request \[page 98\]](#)

[Example 2: Upsert Multiple Records of an Effective Dated Entity \[page 101\]](#)

## 5.6.5 Delete

The delete operation deletes an entry. In a delete request, you use the `DELETE` HTTP method and specify the entry to be deleted by passing the key predicate in the request URI.

### Note

There are two types of delete operations: hard delete and soft delete. A hard delete permanently removes an entry from the database while a soft delete marks the entry as deleted. Soft deleted entries can be accessed with certain tools, for example, an audit report.

In Employee Central, soft deleted entries can even be queried if the instance is configured as such. For more information, see [Expanded Entities: Handling Deleted Objects](#).

Here's an example of a delete operation:

Operation	Delete
HTTP Method	<code>DELETE</code>
URI	<code>https://&lt;API-Server&gt;/odata/v2/ToDoEntryV2(18234M)</code>

A successful delete operation returns status 200 `OK` with no response payload.

Parent topic: [Edit Operations \[page 91\]](#)



## Related Information

[Insert \[page 92\]](#)

[Merge \[page 93\]](#)

[Replace \[page 94\]](#)

[Upsert \[page 95\]](#)

[Edit Parameters \[page 105\]](#)

## 5.6.6 Edit Parameters

A list of common parameters and examples for edit operations.

The parameters in this section apply to multiple or all SAP SuccessFactors HCM suite OData API entities unless otherwise specified in the topic. For entity-specific parameters, refer to the individual API reference topics.

**Parent topic:** [Edit Operations \[page 91\]](#)

## Related Information

[Insert \[page 92\]](#)

[Merge \[page 93\]](#)

[Replace \[page 94\]](#)

[Upsert \[page 95\]](#)

[Delete \[page 104\]](#)

## 5.6.6.1 purgeType

`purgeType` is an optional parameter that determines whether an incremental or full update will be performed on an entity.

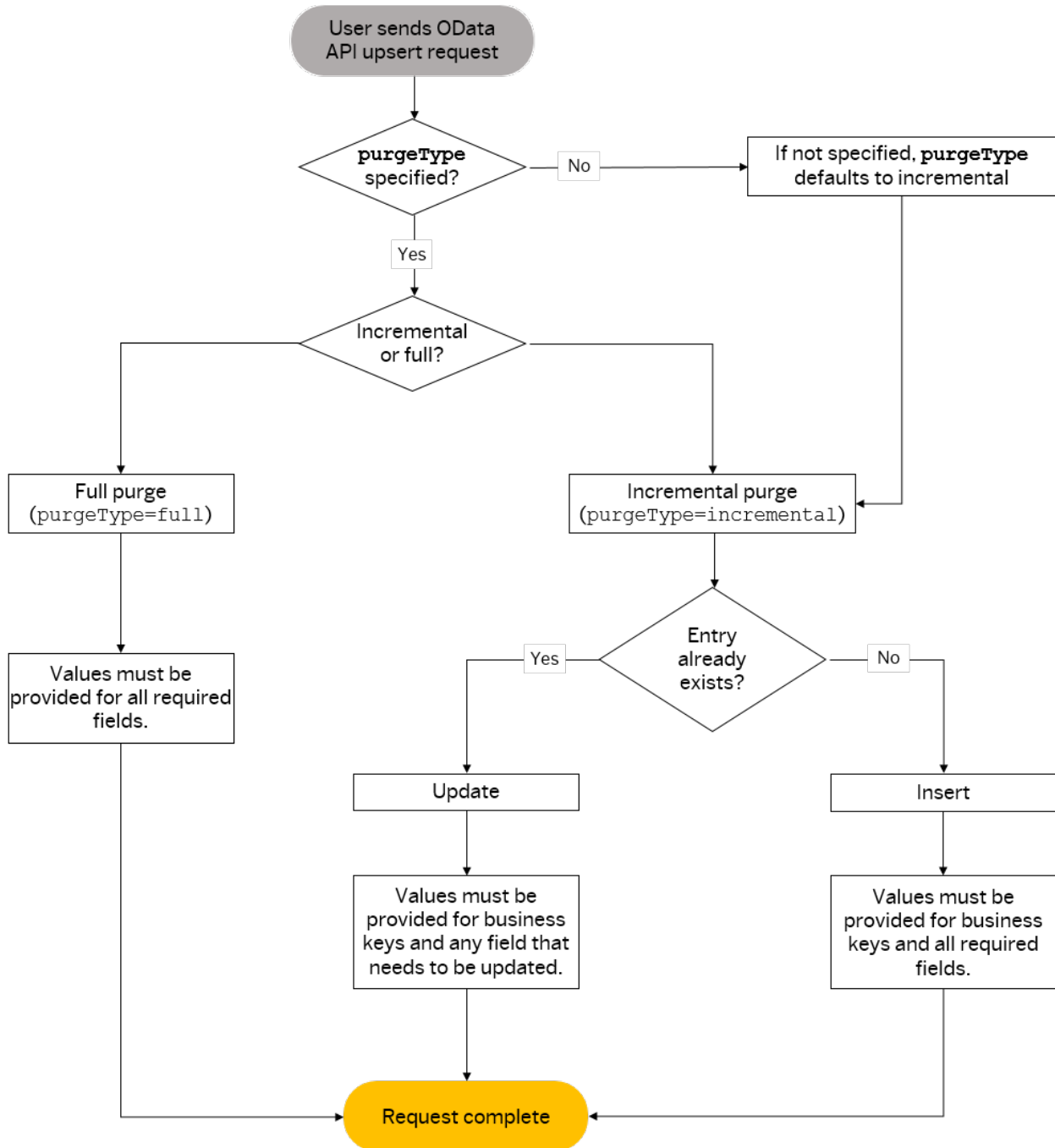
### Parameter Values

Value	Description
<code>incremental</code> (default)	<p>The upsert operation purges and replaces only the data specified in the request payload.</p> <p>The default upsert behavior is incremental purge unless you specify <code>purgeType=full</code> in the request.</p>
<code>full</code> or <code>fullPurge</code>	<p>The upsert operation purges all existing data of the entry and creates new data specified in the request payload.</p> <div data-bbox="721 898 1425 1129"><p><b>⚠ Caution</b></p><p>If there are multiple time slices for the given record, the upsert operation with <code>purgeType=full</code> deletes all the time slices and creates new ones specified in the request. If you want to keep a particular time slice, make sure to include all of its data in the request payload. If some time slices are missing, then import engine will delete them.</p></div>
<code>record</code>	<p>Same behavior as incremental purge.</p> <p>This type of incremental purge is available only for MDF entities and the <code>User</code> entity.</p>

### Mandatory Field Governance During Upsert

Since a full purge erases all existing data of an entry and creates new data, it follows the mandatory fields governance of the entity. Whether an entry exists or not in the database, you must provide all required fields in your

payload to be able to successfully upsert the entry. The following diagram helps you understand the purge behaviors of OData API:



## 5.6.6.2 strictTransactionIsolate

`strictTransactionIsolate` is an upsert parameter for determining if partial upsert applies during multiple-record upserts.

### Parameter Values

#### ⚠ Caution

The `strictTransactionIsolate` parameter is used to ensure data integrity during upsert. Using the parameter could result in performance degradation, the extent of which depends on the single record processing time and the batch size.

Value	Description
<code>false</code> (default)	Standard upsert behavior: one failed record during upsert causes all records to fail.
<code>true</code>	<ul style="list-style-type: none"><li>When you upsert multiple records, the upsert status of one record doesn't affect the others.</li><li>When you upsert multiple records in a <code>\$batch</code> request, if one record fails, the entire changeset rolls back.</li></ul>

### Use Case

The value of `strictTransactionIsolate` can be applied in the following use cases:

- Multiple record upserts
- Upserts of entities that don't support full purge

If you upsert a single record, this parameter is ignored.

## 5.6.6.3 enableUpsertResponseExtensionInChangeset

Use the `enableUpsertResponseExtensionInChangeset` parameter to control whether all upsert error messages are returned in a `ChangeSet`.

### Parameter Values

Value	Description
<code>false</code> (default)	When upsert errors occur in a batch <code>ChangeSet</code> , only the first error is returned.
<code>true</code>	When upsert errors occur in a batch <code>ChangeSet</code> , all errors are returned.

### Use Case

In this example, the batch request contains an upsert operation that tries to create two users. In the upsert payload, neither user ID matches the key, so the upsert operation fails.

#### Request Payload

```
--batch_202010071357
Content-Type: multipart/mixed; boundary=changeset_202010071357
Content-Length: 100
--changeset_202010071357
Content-Transfer-Encoding: binary
Content-Type: application/http
POST upsert HTTP/1.1
Content-Type: application/json;charset=utf-8
accept:application/json
[
  {
    "__metadata": {
      "uri": "User('user1')"
    },
    "username": "content1",
    "password": "content1",
    "hireDate": "/Date(978307200000)/",
    "status": "active",
    "userId": "content1",
    "firstName": "content1",
    "lastName": "example1@abc.com",
    "department": "test",
    "timeZone": "PST"
  },
  {
    "__metadata": {
      "uri": "User('user2')"
    },
    "username": "content2",
    "password": "content2",
    "hireDate": "/Date(978307200000)/",
```

```

    "status": "active",
    "userId": "content2",
    "firstName": "content2",
    "lastName": "example2@abc.com",
    "department": "test",
    "timeZone": "PST"
  }
]
--changeset_202010071357--

--batch_202010071357--

```

Compare the following two responses when the parameter is set to different values.

Example request through URI /odata/v2/\$batch or /odata/v2/\$batch?

enableUpsertResponseExtensionInChangeset=false:

```

--batch_a89da8c8-82e1-4171-ac21-e69e474666e1
Content-Type: application/http
Content-Transfer-Encoding: binary
HTTP/1.1 500 Internal Server Error
Content-Type: application/json;charset=utf-8
DataServiceVersion: 1.0
X-SF-Record-Count-Recursive: 0
Content-Length: 265
{
  "error": {
    "code": "COE_GENERAL_SERVER_FAILURE",
    "message": {
      "lang": "en-US",
      "value": "ChangeSet index 1 - Key property (User/userId) doesn't match
the key in the __metadata uri; Key property (User/userId) doesn't match the key in
the __metadata uri"
    }
  }
}
--batch_a89da8c8-82e1-4171-ac21-e69e474666e1--

```

Example request through URI /odata/v2/\$batch?enableUpsertResponseExtensionInChangeset=true:

```

--batch_fe845a0f-d7be-42dd-8cdb-bc4096abef2f
Content-Type: application/http
Content-Transfer-Encoding: binary
HTTP/1.1 500 Internal Server Error
Content-Type: application/json;charset=utf-8
DataServiceVersion: 1.0
X-SF-Record-Count-Recursive: 0
Content-Length: 446
{
  "error": {
    "code": "COE_GENERAL_SERVER_FAILURE",
    "message": {
      "lang": "en-US",
      "value": "ChangeSet index 1 - Upsert error"
    }
  },
  "innererror": {
    "errordetails": [
      {
        "code": "User/userId=user1",
        "message": "Key property (User/userId) doesn't match the key in
the __metadata uri",
        "severity": "",
        "target": ""
      },
      {
        "code": "User/userId=user2",

```



Special rules follow when you create and edit links for effective-dated entities, such as MDF entities.

## 5.7.1 Querying Links

You can query links using the `$links` system option.

To query the relationships between entities using `$links`:

```
https://<API-Server>/odata/v2/User('cgrant')/$links/matrixManager
```

The response returns the URI of the navigation property `manager`, not the entry itself:

```
<?xml version="1.0" encoding="utf-8"?>
<link xmlns="http://schemas.microsoft.com/ado/2007/08/dataservices">
  <uri>https://<API-Server>/odata/v2/User('manager1')</uri>
  <uri>https://<API-Server>/odata/v2/User('manager2')</uri>
</link>
```

You can also use `$format` to specify the response format:

```
https://<API-Server>/odata/v2/User('cgrant')/$links/matrixManager
```

Example response:

```
{
  "d": {
    "results": [
      {
        "uri": "https://<API-Server>/odata/v2/User('manager1') "
      },
      {
        "uri": "https://<API-Server>/odata/v2/User('manager2') "
      }
    ]
  }
}
```

Parent topic: [Working with Links \[page 111\]](#)

## Related Information

[Creating Links \[page 113\]](#)

[Updating Links \[page 114\]](#)

[Deleting Links \[page 116\]](#)

[Working with Links in Effective-Dated Entities \[page 117\]](#)



## 5.7.2 Creating Links

You can associate one entity to another by creating links.

You can create associations between entities by referencing one entity during the creation or modification of another, or by explicitly issuing a `POST` request against the URL of the `$links` option. The request must have the new URI in the request body following the appropriate format for stand-alone `$links` options in XML or JSON.

The example below adds a new matrix manager by creating a link between the user and the manager through navigation property `matrixManager`:

HTTP Method	POST
URI	<code>https://&lt;API-Server&gt;/odata/v2/ User('cgrant')/\$links/matrixManager</code>
Payload	ATOM: <pre>&lt;uri xmlns="http://schemas.microsoft.com/ado/ 2007/08/dataservices"&gt; https://&lt;api-server&gt;/v2/User('EYtest02') &lt;/uri&gt;</pre> JSON: <pre>{   "uri": "User('manager2')" }</pre>

Different rules apply when you create links for MDF entities and non-MDF entities.

### Rules for Creating Links for Non-MDF Entities

The following rules apply when you create links between non-MDF entities:

- A new link is always inserted for a 1:n association. If the same link already exists, the `POST` operation returns `204 No Content` without data change.
- The server always performs a replace operation for a 1:1 relationship. For example, if you create a manager link for a user who already has a manager, the new manager replaces the old manager.

### Rules for Creating Links for MDF Entities

The following rules apply when you create links between MDF entities (including MDF Foundation Objects):

- You can't create links for MDF Generic Objects with composite type associations.
- A new link is always inserted for a 1:n association. If the same link already exists, the `POST` operation returns `204 No Content` without data change.

- For 1:1 relationship, if a link already exists, the POST operation fails.

Parent topic: [Working with Links \[page 111\]](#)

## Related Information

[Querying Links \[page 112\]](#)

[Updating Links \[page 114\]](#)

[Deleting Links \[page 116\]](#)

[Working with Links in Effective-Dated Entities \[page 117\]](#)

## 5.7.3 Updating Links

You can update existing links by either replacing or merging them.

You use HTTP method PUT to update links between entities.

### Replacing Links

You can replace links for 1:1 or 1:n associations using the PUT HTTP method.

- For 1:n associations, you must provide the key in the URI and replace it with the new entry in the request payload:

HTTP Method	PUT
URI	<code>https://&lt;API-server&gt;/odata/v2/ User('cgrant')/\$links/ matrixManager('manager1')</code>
Payload	<pre>{   "uri": "User('manager3')"</pre>

This request replaces **manager1** of user **cgrant** with **manager3**. Note that the user's other matrix manager links aren't impacted.

- For 1:1 associations, you don't provide any key in the URI. You provide only the new link in the request payload. This entry replaces the existing link.

HTTP Method	PUT
-------------	-----

URI	<code>https://&lt;API-server&gt;/odata/v2/ User('cgrant')/\$links/manager</code>
Payload	<pre>{   "uri": "User('manager1')" }</pre>

### Note

For non-MDF entities, you can also use POST to replace a 1:1 link. It gets you the same result as PUT. For MDF entities, POST can only be used when there's no existing link.

## Merging Links

You can use POST requests to add a new link to a 1:n relation. When you add a new link, it's merged with the existing links.

The example below adds a new matrix manager **manager3** to user **cgrant**.

HTTP Method	POST
URI	<code>https://&lt;API-server&gt;/odata/v2/ User('cgrant')/\$links/matrixManager</code>
Payload	<pre>{   "uri": "User('manager3')" }</pre>

Parent topic: [Working with Links \[page 111\]](#)

## Related Information

[Querying Links \[page 112\]](#)

[Creating Links \[page 113\]](#)

[Deleting Links \[page 116\]](#)

[Working with Links in Effective-Dated Entities \[page 117\]](#)

## 5.7.4 Deleting Links

You can remove entity associations by deleting the links.

Using a `DELETE` request with the `$links` option, you can remove the association between two entries. The business key of the source and target entry must be provided in the URI. Upon success, the operation returns status `204 No Content`. No response body is returned.

### Note

You can't use this API to delete proxy users. To delete proxy assignments using other options, see the Related Information section.

For example, the following request deletes the link between user `cgrant` and its matrix manager:

HTTP Method	DELETE
URI	<code>https://&lt;API-Server&gt;/odata/v2/ User('cgrant')/\$links/ matrixManager('manager1')</code>

### Rules for Deleting Links of Non-MDF Entities

The following rules apply when you delete links of non-MDF entities:

- Business key is optional if you delete a link in a 1:1 association.
- If you want to delete a single link in a 1:n association, the key must be provided.
- If no key is provided in URI, all links are deleted.

### Rules for Deleting Links of MDF Entities (Including MDF Foundation Objects)

The following rules apply when you delete links of MDF entities, including MDF Foundation Objects:

- Regardless of the association type, a business key must be provided.
- You can't delete multiple links in one request.

Parent topic: [Working with Links \[page 111\]](#)

### Related Information

[Querying Links \[page 112\]](#)

[Creating Links \[page 113\]](#)

[Updating Links \[page 114\]](#)

## 5.7.5 Working with Links in Effective-Dated Entities

Special rules follow when you create and edit links for effective-dated entities, such as MDF entities.

### Creating Links Between Two Effective-Dated Records

You can use `$links` to create references:

- Between effective-dated records, such as *Valid When* associations, a Picklist field, and Generic Object (GO) field.
- From an effective-dated record to a noneffective-dated record with a *Valid When* association
- From a noneffective-dated record to an effective-dated record with a *Valid When* association

When you create a link between two effective-dated records using `$links`, the following rules apply:

- The `effectiveStartDate` of the source timeslice must be later than the `effectiveStartDate` of the earliest timeslice in the target record. Otherwise, an error occurs. (See Example 1)
- You can only create links for source timeslices that are subsets of the target record. The target timeslice doesn't necessarily have to match the source timeslice. The link is created between the source timeslice and matching target timeslices. (See examples 2 and 3)

#### Example 1

In this example, you try to link a source entry to a target whose earliest timeslice has an `effectiveStartDate` later than the source record. It leads to an error.

HTTP Method	POST
URI	<code>https://&lt;API-Server&gt;/odata/v2/ cust_SourceObject(effectiveStartDate=datet ime '2019-06-01T00:00:00', externalCode= 'SO- 001')/\$links/cust_TargetNav</code>
Payload	<pre>&lt;uri xmlns="http://schemas.microsoft.com/ado/ 2007/08/dataservices"&gt; https://&lt;API-Server&gt;/odata/v2/ cust_TargetObject(effectiveStartDate=dat etime '2019-07-01T00:00:00', externalCode= 'TO-001') &lt;/uri&gt;</pre>



Source Record

Target Record

Link created

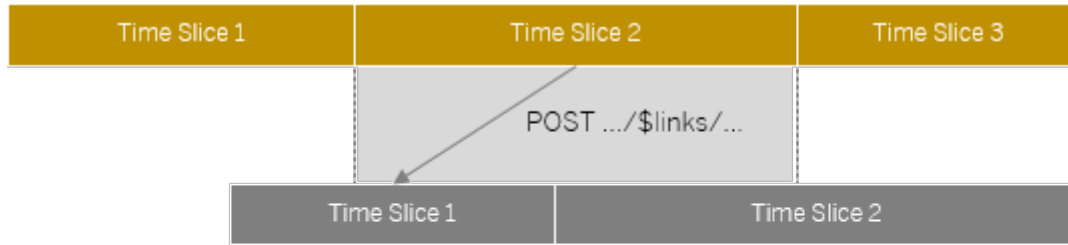
Sample response

```
{
  "error": {
    "code": "COE_GENERAL_BAD_REQUEST",
    "message": {
      "lang": "en-US",
      "value": "[COE0018]Invalid reference '(effectiveStartDate=2019-07-01, externalCode=TO-001)' for valid when association 'cust_TargetNav'."
    }
  }
}
```

## Example 2

For the same objects, if you choose a different timeslice in the source entry that has a later effectiveStartDate, the link is created.

HTTP Method	POST
URI	<code>https://&lt;API-Server&gt;/odata/v2/cust_SourceObject(effectiveStartDate=datetime'2019-07-01T00:00:00',externalCode='SO-001')/\$links/cust_TargetNav</code>
Payload	<pre>&lt;uri xmlns="http://schemas.microsoft.com/ado/2007/08/dataservices"&gt; https://&lt;API-Server&gt;/odata/v2/ cust_TargetObject(effectiveStartDate=datetime'2019-06-15T00:00:00',externalCode='TO-001') &lt;/uri&gt;</pre>



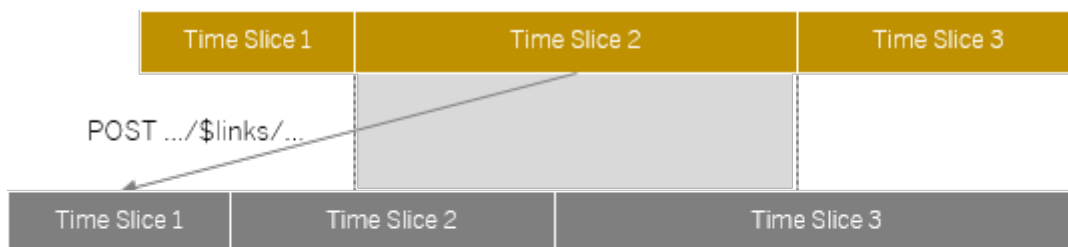
- Source Record
- Target Record
- Link created

A successful response returns status code [204](#) with no content.

### Example 3

If the source timeslice is a subset of the target record, you can create links to any timeslice in the target. The link is created between the source timeslice and the matching target timeslices.

HTTP Method	POST
URI	<code>https://&lt;API-Server&gt;/odata/v2/cust_SourceObject(effectiveStartDate=datetime'2019-07-01T00:00:00',externalCode='SO-001')/\$links/cust_TargetNav</code>
Payload	<pre>&lt;uri xmlns="http://schemas.microsoft.com/ado/2007/08/dataservices"&gt; https://&lt;API-Server&gt;/odata/v2/cust_TargetObject(effectiveStartDate=datetime'2019-05-01T00:00:00',externalCode='TO-001') &lt;/uri&gt;</pre>



- Source Record
- Target Record
- Link created

## Deleting a Link

You can delete links between effective-dated records with `$link`. To delete a link, specify the target key predicate in the URI:

HTTP Method	DELETE
URI	<code>https://&lt;API-Server&gt;/odata/v2/ cust_SourceObject(effectiveStartDate=datetime'2019-07-01T00:00:00',externalCode='SO-001')/\$links/ cust_TargetNav(effectiveStartDate=datetime'2019-05-01T00:00:00',externalCode='TO-001')</code>

Note that you're not allowed to delete a link if:

- The field is required
- It's a required 1:1 association.
- The link you're trying to delete is the last existing link in a required 1:many association.

If you try to delete such a link, an error occurs:

```
{
  "error": {
    "code": "COE_GENERAL_BAD_REQUEST",
    "message": {
      "lang": "en-US",
      "value": "[COE0018]Required field 'cust_TargetObject' cannot be
deleted."
    }
  }
}
```

## Creating Links Between Effective-Dated and Non-Effective-Dated Records

You can create links between an effective-dated record and a non-effective-dated record, and vice versa. There are no constraints on effective dates when you create such links.

Parent topic: [Working with Links \[page 111\]](#)

## Related Information

[Querying Links \[page 112\]](#)

[Creating Links \[page 113\]](#)

[Updating Links \[page 114\]](#)

[Deleting Links \[page 116\]](#)



## 5.8 Batch Operations

The OData protocol has introduced the batch operation that can combine multiple requests into a single request. An OData batch request is represented as a multipart MIME v1.0 message, a standard format allowing the representation of multiple parts, each of which may have a different content type, within a single request.

### Batch Request Header

Batch requests are submitted as a single POST request to the `/odata/v2/$batch` URI. The request must include a content-type header specifying a content type of "multipart/mixed" and a boundary specification. This is an example for a batch request header:

#### Sample Code

```
POST /odata/v2/$batch
HOST: localhost
Content-Type: multipart/mixed; boundary=batch_36522ad7-
fc75-4b56-8c71-56071383e77b
```

The batch boundary must follow the pattern `[a-zA-Z0-9_\\-\\. '\\+]{1,70}` and it must not contain any special character in `( ) < > @ , ; : / " [ ] ? =`.

#### Note

The maximum number of requests allowed in a batch request is 180. An error occurs if this number is exceeded.

### Batch Request Body

In a batch request, each ChangeSet and query request is represented as a distinct MIME part and is separated by the boundary maker defined in Content-Type. This is an example of a batch request body that includes these operations:

- Query user "admin"
- ChangeSet: Insert a new user
- Replace user "carla"
- Query the attachment.

#### Sample Code

```
--batch_36522ad7-fc75-4b56-8c71-56071383e77b
Content-Type: application/http
Content-Transfer-Encoding:binary
GET User('admin') HTTP/1.1
--batch_36522ad7-fc75-4b56-8c71-56071383e77b
Content-Type: multipart/mixed; boundary=changeset_77162fcd-b8da-41ac-
a9f8-9357efbbd621
```

```

--changeset_77162fcd-b8da-41ac-a9f8-9357efbbd621
Content-Type: application/http
Content-Transfer-Encoding: binary
POST User HTTP/1.1
Content-Type: application/atom+xml;type=entry
<AtomPub representation of a new User>
--changeset_77162fcd-b8da-41ac-a9f8-9357efbbd621
Content-Type: application/http
Content-Transfer-Encoding: binary
PUT User('carla') HTTP/1.1
Content-Type: application/json
<JSON representation of User carla>
--changeset_77162fcd-b8da-41ac-a9f8-9357efbbd621--
--batch_36522ad7-fc75-4b56-8c71-56071383e77b
Content-Type: application/http
Content-Transfer-Encoding: binary
GET Attachment("invalidAttachmentId") HTTP/1.1
--batch_36522ad7-fc75-4b56-8c71-56071383e77b--

```

## Batch Processing

Request parts in a batch are processed sequentially and independently of each other. A request part can be a query request or a ChangeSet. The OData batch process follows these rules:

- All operations in a single ChangeSet unit follow the all-or-nothing rule. Failure of a single unit causes the entire ChangeSet to fail. No partial changes are applied.
- Upsert operations in a ChangeSet also follow the all-or-nothing rule. If multiple records are processed in an upsert operation within a ChangeSet, the failure of one single record causes all other records to fail.
- Each ChangeSet is processed independently. The failure of one ChangeSet doesn't affect others.

## Referencing Requests in a Change Set

If there's an insert request in the ChangeSet and the MIME part representing that request includes a Content-ID header, then the new entity that is created by the insert operation can be referenced by subsequent requests within that ChangeSet by referring to the Content-ID value prefixed with a "\$" character:

### Sample Code

```

--batch_36522ad7-fc75-4b56-8c71-56071383e77b
Content-Type: multipart/mixed; boundary=changeset_77162fcd-b8da-41ac-
a9f8-9357efbbd621
--changeset_77162fcd-b8da-41ac-a9f8-9357efbbd621
Content-Type: application/http
Content-Transfer-Encoding: binary
POST User HTTP/1.1
Content-Type: application/atom+xml;type=entry
Content-ID: 1
<AtomPub representation of a new User>
--changeset_77162fcd-b8da-41ac-a9f8-9357efbbd621
Content-Type: application/http
Content-Transfer-Encoding: binary
POST $1 /Manager HTTP/1.1
Content-Type: application/atom+xml;type=entry
<AtomPub representation of a new user manager>

```

```
--changeset_77162fcd-b8da-41ac-a9f8-9357efbbd621--  
--batch_36522ad7-fc75-4b56-8c71-56071383e77b--
```

This batch request:

1. Inserts a new User
2. Insert the User's Manager

## Batch Response Header

The body of a batch response contains a response for each Query and ChangeSet request that makes up the batch request. The order of responses matches the order of requests. Each response includes a Content-Type header with a value of "application/http", and a and a Content-Transfer-Encoding MIME header with a value of "binary".

### Sample Code

```
-batch_36522ad7-fc75-4b56-8c71-56071383e77b  
Content-Type: application/http  
Content-Transfer-Encoding: binary  
HTTP/1.1 200 Ok  
Content-Type: application/atom+xml;type=entry  
Content-Length: ###  
<AtomPub representation of the User entity with EntityKey admin>  
--batch_36522ad7-fc75-4b56-8c71-56071383e77b  
Content-Type: multipart/mixed; boundary=changeset_77162fcd-b8da-41ac-  
a9f8-9357efbbd621  
Content-Length: ###  
--changeset_77162fcd-b8da-41ac-a9f8-9357efbbd621  
Content-Type: application/http  
Content-Transfer-Encoding: binary  
HTTP/1.1 201 Created  
Content-Type: application/atom+xml;type=entry  
Location: http://localhost/odata/V2/User('abc')  
Content-Length: ###  
<AtomPub representation of a new User entity>  
--changeset_77162fcd-b8da-41ac-a9f8-9357efbbd621  
Content-Type: application/http  
Content-Transfer-Encoding: binary  
HTTP/1.1 204 No Content  
--changeset_77162fcd-b8da-41ac-a9f8-9357efbbd621--  
--batch_36522ad7-fc75-4b56-8c71-56071383e77b  
Content-Type: application/http  
Content-Transfer-Encoding: binary  
HTTP/1.1 404 Not Found  
Content-Type: application/xml  
Content-Length: ###  
<Error message>  
--batch_36522ad7-fc75-4b56-8c71-56071383e77b--
```

### Note

For a successful ChangeSet request, the response lists all the request responses included in the ChangeSet. For example, if a ChangeSet has three requests, then the response contains three responses in the ChangeSet body. However, if the ChangeSet fails, then only one response entry, which is the error in the problematic request is displayed. The ChangeSet response is then a non-ChangeSet response because it doesn't have the ChangeSet body.

[Upsert Behavior in a \\$batch ChangeSet \[page 124\]](#)

Learn how upsert works in a \$batch ChangeSet.

[Examples of \\$batch Request Bodies \[page 126\]](#)

Examples of \$batch requests are listed. Please strictly follow the format in the examples including the new lines and spaces.

## Related Information

<http://www.odata.org/documentation/odata-version-3-0/batch-processing/> 

### 5.8.1 Upsert Behavior in a \$batch ChangeSet

Learn how upsert works in a \$batch ChangeSet.

Upsert operations in a \$batch ChangeSet follow the "all-or-nothing" rule. That means, if one record fails to upsert, all other changes will roll back.

#### Caution

Upsert parameter `strictTransactionIsolate` is ignored in a ChangeSet.

## Adding Upsert Parameters

You can add upsert parameters in a \$batch ChangeSet. Here's an example:

```
--batch_202010071357
Content-Type: multipart/mixed; boundary=changeset_202010071357
Content-Length: 100
--changeset_202010071357
Content-Transfer-Encoding: binary
Content-Type: application/http
POST upsert?purgeType=full HTTP/1.1
Content-Type: application/json;charset=utf-8
accept:application/json
<JSON/Atom representation of an upsert operation>
--changeset_202010071357--

--batch_202010071357--
```

## Returning All Upsert Errors in a ChangeSet

By default, if errors occur to an upsert operation in a \$batch ChangeSet, only the first error is returned no matter how many entities are in the upsert payload. However, you can use parameter

`enableUpsertResponseExtensionInChangeset` to control whether all error messages of an upsert operation in a `ChangeSet` are returned. To return all upsert error messages, set the parameter to true in the request.

This is an example of the complete upsert errors returned in batch operation:

```
{
  "error": {
    "code": "COE_GENERAL_SERVER_FAILURE",
    "message": {
      "lang": "en-US",
      "value": "ChangeSet index 1 - Upsert error"
    },
    "innererror": {
      "errordetails": [
        {
          "code": "cust_MDF35137/
effectiveStartDate=2000-01-01T00:00:00.000Z,cust_MDF35137/externalCode=P1",
          "message": "Invalid value 'DummyValue' for the Generic Object
field 'cust_gof'.;Invalid Picklist value: 'DummyValue'.;Invalid User ID: 'abc123'.",
          "severity": "error",
          "target": ""
        },
        {
          "code": "cust_MDF35137/
effectiveStartDate=2000-01-01T00:00:00.000Z,cust_MDF35137/externalCode=P1",
          "message": "Invalid value 'DummyValue' for the Generic Object
field 'cust_gof'.;Invalid Picklist value: 'DummyValue'.;Invalid User ID: 'abc123'.",
          "severity": "error",
          "target": ""
        },
        {
          "code": "cust_MDF35137/
effectiveStartDate=2001-01-01T00:00:00.000Z,cust_MDF35137/externalCode=P1",
          "message": "Invalid User ID: 'abc123'.",
          "severity": "error",
          "target": ""
        }
      ]
    }
  }
}
```

Parent topic: [Batch Operations \[page 121\]](#)

## Related Information

[Examples of \\$batch Request Bodies \[page 126\]](#)

[enableUpsertResponseExtensionInChangeset \[page 109\]](#)

[enableUpsertResponseExtensionInChangeset \[page 109\]](#)

## 5.8.2 Examples of \$batch Request Bodies

Examples of \$batch requests are listed. Please strictly follow the format in the examples including the new lines and spaces.

### Example of an Edit + Upsert

An upsert request is a special kind of the update request. It should be included in a ChangeSet.

```
--batch_36522ad7-fc75-4b56-8c71-56071383e77b
Content-Length: 100
Content-Type: multipart/mixed; boundary=changeset_77162fcd-b8da-41ac-a9f8-9357efbbd621
--changeset_77162fcd-b8da-41ac-a9f8-9357efbbd621
Content-Transfer-Encoding: binary
Content-Type: application/http
POST upsert HTTP/1.1
Content-Type: application/json;charset=utf-8
accept:application/json
{
  "__metadata": {
    "uri": "User('content1')",
  },
  "username": "content1",
  "password": "content1",
  "hireDate": "/Date(978307200000)/",
  "status": "active",
  "userId": "content1",
  "firstName": "content1",
  "lastName": "helloterry@abc.com",
  "department": "test",
  "timeZone": "PST",
  "hr": {
    "__metadata": {
      "uri": "User('admin')",
    }
  },
  "manager": {
    "__metadata": {
      "uri": "User('admin')",
    }
  }
}
--changeset_77162fcd-b8da-41ac-a9f8-9357efbbd621
Content-Transfer-Encoding: binary
Content-Type: application/http
POST upsert HTTP/1.1
Content-Type: application/json;charset=utf-8
accept:application/json
{
  "__metadata": {
    "uri": "User('content3')",
  },
  "lastModified": "/Date(3923749827424)/"
}
--changeset_77162fcd-b8da-41ac-a9f8-9357efbbd621--

--batch_36522ad7-fc75-4b56-8c71-56071383e77b--
```

## Example of a Query + Edit + Upsert

```
--batch_36522ad7-fc75-4b56-8c71-56071383e77b
Content-Type: application/http
Content-Transfer-Encoding:binary
GET User('admin')?$format=json HTTP/1.1
Content-Type: application/atom+xml;type=entry

--batch_36522ad7-fc75-4b56-8c71-56071383e77b
Content-Length: 100
Content-Type: multipart/mixed; boundary=changeset_77162fcd-b8da-41ac-
a9f8-9357efbbd621
--changeset_77162fcd-b8da-41ac-a9f8-9357efbbd621
Content-Transfer-Encoding: binary
Content-Type: application/http
POST upsert HTTP/1.1
Content-Type: application/json;charset=utf-8
accept:application/json
{
  "__metadata": {
    "uri": "User('content1')"
  },
  "username": "content1",
  "password": "content1",
  "hireDate": "/Date(978307200000)/",
  "status": "active",
  "userId": "content1",
  "firstName": "content1",
  "lastName": "helloterry@abc.com",
  "department": "test",
  "timeZone": "PST",
  "hr": {
    "__metadata": {
      "uri": "User('admin')"
    }
  },
  "manager": {
    "__metadata": {
      "uri": "User('admin')"
    }
  }
}
--changeset_77162fcd-b8da-41ac-a9f8-9357efbbd621
Content-Transfer-Encoding: binary
Content-Type: application/http
POST User('content1') HTTP/1.1
Content-Type: application/json;charset=utf-8
X-HTTP-METHOD: MERGE
{
  "manager": {
    "__metadata": {
      "uri": "User('admin')"
    }
  }
}
--changeset_77162fcd-b8da-41ac-a9f8-9357efbbd621--

--batch_36522ad7-fc75-4b56-8c71-56071383e77b--
```

## Example of Upsert with a Parameter

```
--batch_202010071357
Content-Type: multipart/mixed; boundary=changeset_202010071357
Content-Length: 100
--changeset_202010071357
Content-Transfer-Encoding: binary
Content-Type: application/http
POST upsert?purgeType=full HTTP/1.1
Content-Type: application/json;charset=utf-8
accept:application/json
[
{
  "__metadata": {
    "uri": "User('content1')"
  },
  "username": "content1",
  "password": "content1",
  "hireDate": "/Date(978307200000)/",
  "status": "active",
  "userId": "content1",
  "lastName": "eyc@abc.com"
},
{
  "__metadata": {
    "uri": "User('content2')"
  },
  "username": "content2",
  "password": "content2",
  "hireDate": "/Date(978307200000)/",
  "status": "active",
  "userId": "content2",
  "firstName": "content2",
  "lastName": "example2@abc.com",
  "department": "test",
  "timeZone": "PST"
}
]
--changeset_202010071357--
--batch_202010071357--
```

Parent topic: [Batch Operations \[page 121\]](#)

## Related Information

[Upsert Behavior in a \\$batch ChangeSet \[page 124\]](#)



# 6 MDF OData API

This section provides information about MDF OData API entities including MDF Generic Object entities and MDF Foundation Object entities.

When you create a new MDF generic object (GO), you can choose whether you want to expose it to OData API. Once exposed, you can access the object through OData API calls. In this section, we'll introduce what you need to do to expose an MDF object, how to query and edit data through API calls, and what rules you need to follow when accessing MDF OData APIs.

In addition to GO entities, you'll also learn how MDF Foundation Object entities work. MDF Foundation Objects are Employee Central Foundation Objects which have been migrated to MDF and exposed to OData as OData API entities. Many MDF Foundation Objects adopt the same querying and editing behaviors as MDF Generic Objects. For more information, see [MDF Foundation Objects](#).

Before you proceed, make sure you have the basic knowledge of OData API and you're already familiar with configuring an MDF object definition:

- [OData Operations](#)
- [Configuring the Object Definition](#)

## 6.1 Exposing Custom MDF Objects to OData API

You can expose a custom MDF object to OData API by setting the *API Visibility* field when you create or edit the object definition.

### Prerequisites

MDF is enabled for your company and you have the corresponding permissions to configure object definitions. For more information, see the *Enabling MDF* section of the *Implementing the Metadata Framework (MDF)* guide.

### Context

The OData API exposes the object definition, field definition, rules, and conditions of an MDF object as OData metadata. This makes it easier for other modules to consume the data.

MDF entities that are associated with more than one parent will be exposed to OData API if one of the parents is exposed. For example, the Job Profile Builder entity makes its child objects exposed as API entities, such as job codes and competencies.

You can use the *API Visibility* field to control whether a custom MDF object is to be exposed to OData API or not, and whether it's editable or read only through API.

## Procedure

1. Go to the *Configure Object Definitions* page and choose one of the following options:
  - To create a new object definition, select *Object Definition* in the *Create New* dropdown list.
  - To edit an existing custom object definition, select *Object Definition* in the *Search* dropdown list and type the name of the object definition to search. Click and open the object definition from the result list, and choose **Take Action > Make Correction**.
2. On the *Object Definition* screen, you have the following options in the *API Visibility* field. Choose either *Editable* or *Read Only* to allow OData API access to the object:
  - *Editable* - This option allows you to create and edit object instances through OData API.
  - *Read Only* - This option only allows you to query object instances through OData API.
  - *Not Visible* - The object isn't exposed to OData API.
3. In the *API Sub Version* field, choose the subversion for your object. For more information, see [API Subversioning \[page 131\]](#).
4. Proceed with the rest of the configuration tasks and choose *Save*.

## Results

The custom MDF object is now exposed to OData. The OData metadata will be automatically refreshed shortly after and you're able to access the object through the corresponding OData API.

### Note

Depending on the frequency of metadata refreshing job scheduled for your instance, the change may not take effect immediately. You can manually refresh the metadata using one of the following approaches:

- Go to **Admin Center > OData Metadata Refresh and Export** and choose *Refresh* to refresh the metadata.
- Send an API request to refresh the metadata:

```
GET https://<API-endpoint-URL>/odata/v2/refreshMetadata
```

## 6.1.1 API Subversioning

You can control whether you want to expose system fields of an MDF object to the OData API with API subversioning.

An MDF object contains a list of technical system fields. When exposed to OData API, all of them may not be needed. With the API subversioning feature, you can choose to hide these fields in the MDF OData API entity.

Depending on the *MDF system field in API Mode* Provisioning settings for your company, the system fields may be:

- Not exposed for all MDF entities regardless of the *API Sub Version* field setting in the MDF object definition
- Exposed for all MDF entities regardless of the *API Sub Version* field setting in the MDF object definition
- (By default) Dependent on the *API Sub Version* field setting of the MDF object definition

### → Remember

As a customer, you don't have access to Provisioning. To complete tasks in Provisioning, contact your implementation partner or Account Executive. For any non-implementation tasks, contact Product Support.

In *Configure Object Definitions*, you have the following options in the *API Sub Version* field:

- V1.0: System fields following the rules of the subversion are exposed.
- V1.1: System fields following the rules of the subversion are hidden.
- No Selection: The same as using V1.1.

### ⓘ Note

The *API Sub Version* setting takes effect only when the Provisioning setting of MDF system field for API is set to be dependent on it. Otherwise, this field is ignored.

Selecting or changing to an API subversion can affect the metadata of the OData API. As a result, your API request may fail because a nonexisting property. We recommend that you check the metadata of the MDF OData API entity and compare it against your API request as a necessary troubleshooting step.

## List of MDF System Fields

The following table lists all MDF system fields and whether they can be removed:

Field Name	Following the rule of subversions	Notes
mdfSystemCreatedBy	Yes	Equivalent to <code>createdBy</code> property in OData
mdfSystemCreatedDate	Yes	Equivalent to <code>createdDateTime</code> property in OData
mdfSystemLastModifiedby	Yes	Equivalent to <code>lastModifiedBy</code> property in OData

Field Name	Following the rule of subversions	Notes
mdfSystemLastModifiedDate	Yes	Equivalent to lastModifiedDateTime property in OData
mdfSystemLastModifiedDateWithTZ	Yes	Equivalent to lastModifiedDateTime property in OData
LastModifiedDateWithTZ	Yes	Equivalent to lastModifiedDateTime property in OData
mdfSystemEntityId	Depends	Exposed when the field name doesn't start with mdfSystem
mdfSystemRecordId	Depends	
<div style="border: 1px solid #ccc; background-color: #f9f9f9; padding: 10px;"> <p><b>Note</b></p> <p>Users can overwrite the system field name during object definition. If the user-defined name doesn't start with mdfSystem, this field is exposed.</p> </div>		
mdfSystemObjectType	Yes	
mdfSystemStatus	Depends	Exposed when the field visibility is set to be visible
mdfSystemStatusNav	Depends	Exposed when the field visibility is set to be visible
mdfSystemRecordStatus	No	This field indicates pending data and won't be removed in OData API
mdfSystemVersionId	Yes	This field indicates a pending history record. Pending history records aren't supported in OData API.
mdfSystemEffectiveStartDate	Yes	This field can be removed when the MDF object isn't effective dated.
mdfSystemEffectiveEndDate	Yes	This field can be removed when the MDF object isn't effective dated.
mdfSystemTransactionSequence	Yes	This field can be removed when the effective dating of the MDF object isn't Multiple Changes Per Day.

## 6.2 MDF Foundation Object Entities

Employee Central Foundation Objects migrated to the Metadata Framework (MDF).

MDF Foundation Object entities are Employee Central Foundation Objects that have been migrated to the Metadata Framework (MDF) and exposed as OData API entities. MDF Foundation Object entities follow the general rules of MDF OData operations with a few exceptions.

Here's a list of MDF Foundation Object entities:

<b>OData API Entity</b>	<b>MDF Foundation Object</b>
FOBusinessUnit	Business Unit
FOCompany	Legal Entity
FOCostCenter	Cost Center
FODepartment	Department
FODivision	Division
FOJobCode	Job Classification
FOJobClassLocal<Country/Region>	Job Classification <Country/Region>
FOJobFunction	Job Function
FOLegalEntityLocal<Country/Region>	Legal Entity <Country/Region>
FOPayGroup	Pay Group

For more information, see [MDF Foundation Objects](#).

## 6.3 Data Mapping Between MDF and OData API

This topic contains information about the mapping of MDF objects to the OData API entities.

Each MDF object can be mapped to one OData entity only. Mapping an MDF object to multiple OData entities is not allowed. When an MDF object is exposed to OData API, the code of the MDF object is used as the name of the OData API entity type. In the following sections, you'll find detailed mapping relationships between an MDF object and its corresponding OData API entity.

### Note

Composite objects with multiple parents will not be exposed to OData API.

If a parent object is not exposed to OData API, none of its composite children will be exposed regardless of their API visibility settings.

## Mapping of General Terms

<b>MDF Object Definition</b>	<b>OData API</b>
Object	Entity Set or Entity Type
Field	Property/Navigation Property
Association	Navigation Property

## Mapping of Attributes

The following table shows the mapping relationship between the MDF field/association attributes and OData entity set attributes.

Property Attribute of an OData Entity Type	Attribute of the Corresponding MDF Field/Association	Mapping Rule
Property name	Field/association name	<p>The following rules apply:</p> <ul style="list-style-type: none"> <li>In general, the name of OData property attribute is the same as the attribute name of the MDF object.</li> <li>If an MDF field is linked to another object, or if it's an association, the name appears in OData with the 'Nav' suffix. See the <a href="#">Mapping of Data Types [page 136]</a> section for more details.</li> <li>The following MDF field names are hardcoded and appear "as-is" in OData: <ul style="list-style-type: none"> <li>createdBy</li> <li>createdDateTime</li> <li>lastModifiedBy</li> <li>lastModifiedDateTime</li> </ul> </li> </ul>
Property type	Field data type	For detailed mapping of data types, see <a href="#">Mapping of Data Types [page 136]</a> .
Nullable	There is no equivalent attribute in MDF.	The <code>sap:nullable</code> property is always true.
Required	Required and Visibility	<p>When the API Visibility of the MDF object is set to Read Only, the values of <code>sap:required</code>, <code>sap:creatable</code>, <code>sap:updatable</code>, and <code>sap:upsertable</code> attributes are always false regardless of the field required and visibility settings.</p> <p>When the API Visibility of the MDF object is set to Editable, these field values correspond to the <i>Required</i> and <i>Visibility</i> attributes of the MDF fields.</p> <p>For a detailed mapping of these attributes, see the table below in <a href="#">Mapping of Edit Attributes</a>.</p>
Creatable	Visibility	
Updatable	Visibility	
Upsertable	Visibility	
Visible	There is no equivalent attribute in MDF.	The <code>sap:visible</code> attribute is always true.
Sortable	There is no equivalent attribute in MDF.	The <code>sap:sortable</code> attribute is always true except for the CLOB-type field and localized property of a translatable field.
Filterable	There is no equivalent attribute in MDF.	The <code>sap:filterable</code> attribute is always true except for the CLOB-type field and localized property of a translatable field.

## Mapping of Edit Attributes

The following table explains how the visibility and edit attributes of an MDF field works when exposed to OData API.

### ⓘ Note

When a MDF field maps to both property and navigation property in OData, the *sap:required* attribute of these properties may take different values. These exception are documented in the notes below.

MDF Field Attribute		OData Property Attribute			
Required	Visibility	sap:required	sap:creatable	sap:updatable	sap:upsertable
Yes	Editable	true	true	true	true
		<h3>ⓘ Note</h3> <p>Exception: for properties mapped from Generic Objects, User, and Picklist, and navigation properties mapped from Enum type, the value is <code>false</code>.</p>			
Yes	Read Only	false	false	false	false
		<h3>ⓘ Note</h3> <p>Exception: this value is <code>true</code> for navigation properties that are mapped from associations and from these types: Attachment, Generic Object, Picklist, and User.</p>			

MDF Field Attribute		OData Property Attribute			
Required	Visibility	sap:required	sap:creatable	sap:updatable	sap:upsertable
Yes	Not Visible	false	false	false	false
		<div style="border: 1px solid #ccc; padding: 5px; background-color: #f9f9f9;"> <p><b>Note</b></p> <p>Exception: this value is true for navigation properties that are mapped from associations and from these types: Attachment, Generic Object, Picklist, and User.</p> </div>			
No	Editable	false	false	false	false
No	Read Only	false	false	false	false
No	Not Visible	false	false	false	false

For transient fields and optimistic lock UUID, the following rules apply:

	sap:required	sap:creatable	sap:updatable	sap:upsertable	sap:sortable	sap:filterable
Transient fields ( <a href="#">What is a transient field?</a> )	false	false	false	false	false	false
Optimistic Lock UUID	false	false	true	true	false	false

## Mapping of Data Types

The following table shows the mapping relationship between the data types of MDF fields and OData properties.



MDF Field Type	OData Property Type	Naming Rule	Max Length	Multiplicity (For Navigation Properties)
Attachment	Navigation property to the Attachment entity.	Add Nav suffix to MDF field name. Example: cust_MyAttachmentNav	N/A	*:1
	<div style="background-color: #f0f0f0; padding: 10px; border: 1px solid #ccc;"> <p><b>Note</b></p> <p>Inline editing of the attachment navigation property is not allowed. To add an attachment for an MDF entity, you first create the attachment with the Attachment OData API, and then add the attachment to the MDF entity. For more information, see <a href="#">Linking Attachments to an MDF Entity [page 188]</a>.</p> </div>			
Auto Complete	String	Same name as MDF field.	N/A	N/A
Auto Number	Int64	Same name as MDF field.	N/A	N/A
Boolean	Boolean	Same name as MDF field.	N/A	N/A
CLOB	String	Same name as MDF field.	N/A	N/A
	<p>You can use this data type to store a block of text. The advantage of this data type is that access is fast because an application program can access any portion of a CLOB object. Additionally, this data type provides large storage for a user-defined data type.</p>			
Date	DateTime	Same name as MDF field.	N/A	N/A

MDF Field Type	OData Property Type	Naming Rule	Max Length	Multiplicity (For Navigation Properties)
DateTime	DateTimeOffset	Same name with the following exceptions: <ul style="list-style-type: none"> <li>MDF field <code>createdDate</code> maps to OData property type <code>createdDateTime</code></li> <li>MDF field <code>lastModifiedDate</code> maps to OData property type <code>lastModifiedDateTime</code></li> </ul>	N/A	N/A
Decimal	Decimal	Same name as MDF field.	N/A	N/A
Enum	One string property. One navigation property to the <code>MDFEnumValue</code> entity.	Property: same name as MDF field name. Navigation property: add <code>Nav</code> suffix to MDF field name. Example: <code>cust_MyEnumNav</code>	Same max length as defined in MDF field. Default value is 255.	*:1
Foundation Object	One string property. One navigation property to the Foundation Object entity.	Property: same name as MDF field. Navigation property: add <code>Nav</code> suffix to MDF field name. Example: <code>cust_MyObjectNav</code>	32	*:1
Generic Object	One string property. One navigation property to the Generic Object entity.	Property: same name as MDF field. Navigation property: add <code>Nav</code> suffix to MDF field name. Example: <code>cust_MyObjectNav</code>	128	If the source object is not effective dated and destination object is effective dated, or if the destination object is <code>PickListValue</code> the multiplicity is <code>*:*</code> .  Otherwise, if the field is required, the multiplicity is <code>*:1</code> ; if it's optional, the multiplicity is <code>*:0..1</code> .

MDF Field Type	OData Property Type	Naming Rule	Max Length	Multiplicity (For Navigation Properties)
Number	Int64	Same name as MDF field.	N/A	N/A
Picklist	One string property. One navigation property to the destination picklist entity.	Property: same name as MDF field name. Navigation property: add <code>Nav</code> suffix to MDF field name. Example: <code>cust_MyPicklistNav</code>	N/A	If the source object is effective dated, the multiplicity is <code>*:*</code> .  Otherwise, if the field is required, the multiplicity is <code>*:1</code> ; if it's optional, the multiplicity is <code>*:0..1</code> .
String	String	Same name as MDF field.	N/A	N/A
Time	Time  On UI, times are entered and displayed in <b>HH:MM:SS</b> format, for example: <b>10:30:59</b> . In OData API, times are entered and displayed in duration format, for example: <b>PT10H30M59S</b>	Same name as MDF field.	N/A	N/A

MDF Field Type	OData Property Type	Naming Rule	Max Length	Multiplicity (For Navigation Properties)
Translatable	<p>One string property for default value, one string property for localized label, and a set of string properties representing labels in each locale with locale names added as suffixes.</p> <p>One navigation property to the <code>MDFLocalizedValue</code> entity.</p>	<p>Default value property: <code>add_defaultValue</code> suffix to MDF field name. Example, <code>cust_myLabel_defaultValue</code>.</p> <p>Localized value property: <code>add_localized</code> suffix to MDF field name. Example, <code>cust_myLabel_localized</code>.</p> <p>Locale properties: add locale suffixes to MDF field names. Examples: <code>cust_myLabel_en_US</code>, <code>cust_myLabel_zh_CN</code>.</p> <p>Navigation property: <code>add_translationTextNav</code> suffix to the MDF field name. Example: <code>cust_myLabel_translationTextNav</code>.</p>	Same max length as defined in MDF field. Default value is 255.	1:*

MDF Field Type	OData Property Type	Naming Rule	Max Length	Multiplicity (For Navigation Properties)
User	One string property. One navigation property to <code>User</code> entity.	Property: same name as MDF field name. Navigation property: add <code>Nav</code> suffix to MDF field name. Example: <code>cust_MyUserNav</code>	100	1:1 if the field is required; 1:0..1 if it's optional.

**Note**

The user-type audit fields `mdfSystemCreatedBy` and `mdfSystemLastModifiedBy` are mapped to the following read-only properties in OData API by default:

- Properties: `createdBy`, `lastModifiedBy`
- Navigation Properties: `createdByNav`, `lastModifiedByNav`

Reverse navigation is not allowed for the navigation properties.

MDF Field Type	OData Property Type	Naming Rule	Max Length	Multiplicity (For Navigation Properties)
-	wfRequestNav	When workflow-enabled MDF objects are exposed to OData, a wfRequestNav navigation property is added automatically to the OData API entity. You can use this navigation property to retrieve the related workflow information for pending data.  For more information, see <a href="#">Data Mapping Between MDF and OData API [page 133]</a> .	N/A	1:0..*

## Mapping of Associations

The associations in an MDF object are mapped to navigation properties in OData API with the same names. The associations are mapped as shown in the following table.

MDF Association	Mapped to OData API	Multiplicity
Composite	A navigation property to the <b>child</b> MDF entity in the association.	If it's a 1:M association, or if the source object is not effective dated and destination object is effective dated, the multiplicity is 1:*.  Otherwise, if the association is required, the multiplicity is 1:1; if it's optional, the multiplicity is 1:0..1.
Valid When	A navigation property to the <b>referred</b> MDF entity in the association.	If it's a 1:M association, or if the source object is not effective dated and destination object is effective dated, the multiplicity is *:*.  Otherwise, if the association is required, the multiplicity is *:1; if it's optional, the multiplicity is *:0..1.

MDF Association	Mapped to OData API	Multiplicity
Join By Column	A navigation property to the <b>referred</b> destination entity.	<p>If it's a 1:M association, or if the source object is not effective dated and destination object is effective dated, the multiplicity is *:*</p> <p>Otherwise, if the association is required, the multiplicity is *:1; if it's optional, the multiplicity is *:0..1.</p>

## Defining Key Properties for OData Entity

The key properties of an MDF OData API entity depend on the effective dating setting for the MDF object. The following table explains which MDF fields are used as keys in OData.

### Note

The field names referred to in this table reflect the default names which correspond to the Database Field Name column. If you have changed the default names, the key property names should reflect these changes.

Effective Dating	Number of Keys	Key Properties
None	1	externalCode
Basic	2	externalCode effectiveStartDate
Multiple Changes Per Day	3	externalCode effectiveStartDate transactionSequence

Effective Dating	Number of Keys	Key Properties
From Parent	2 or more depending on the parent entity.	<p><code>externalCode</code></p> <p><code>&lt;ParentEntityName&gt;_externalCode</code></p> <p><code>&lt;ParentEntityName&gt;_effectiveStartDate</code> - Only available if the effective dating of parent entity is Basic or Multiple Changes Per Day</p> <p><code>&lt;ParentEntityName&gt;_transactionSequence</code> - Only available if the effective dating of parent entity is Multiple Changes Per Day</p>

**Note**

In a multiple-level parent-child relation, the child inherits the `<ParentEntityName>_externalCode` key properties from all its ancestors. That means if there's a 3-level relationship, the "youngest" child will have two `<ParentEntityName>_externalCode` key properties in addition to its own `externalCode`, one from its parent, and the other from the parent's parent. However, there will be only one `<ParentEntityName>_effectiveStartDate` as the effective start date is the same for all entities in a composite association.

## 6.4 Locale Handling in MDF Entities

How MDF handles translatable text fields in OData API.

MDF exposes translatable text fields as OData properties. For each translatable field, these standard properties and navigation properties are available in the entity metadata:

- Property `<fieldname_defaultValue>` represents the default property value. You can assign a value to the property when you create an entry. Otherwise, it takes the value of the locale-specific property.
- Property `<fieldname_localized>`: represents the localized property value in the current locale. The localized value calculated following the rules described in [How Is the Localized Value Determined? \[page 145\]](#).
- Property `<fieldname_locale_code>`: represents the localized value in the locale indicated by the locale code.
- Navigation property `<fieldnameTranslationTextNav>`: represents the association with entity `MDFLocalizedValue`, where the localized values of the properties are stored.

For example, a description field in an MDF object has a default property `<description_defaultValue>`, a localized property `<description_localized>`, several locale-specific properties such as `<description_en_US>`, `<description_de_DE>`, `<description_zh_CN>`, etc., and a navigation property `<descriptionTranslationTextNav>`.

All these properties and navigation properties can be queried and edited.



## How Is the Localized Value Determined?

The system determines the value of the `<fieldname_localized>` field based on the following information:

- User locale. The user local corresponds to the language setting the global header bar under ► [Settings](#) ► [Languages](#) ►.
- Company locale. The company locale depends on the language setting of your company in Provisioning.

### → Remember

As a customer, you don't have access to Provisioning. To complete tasks in Provisioning, contact your implementation partner or Account Executive. For any non-implementation tasks, contact Product Support.

- Value of the `<fieldname_defaultValue>` property.

Here's how the `<fieldname_localized>` property value is determined:

1. If the user's locale is available, it takes the property value that corresponds to the user's locale.
2. If user's locale isn't available, it takes the property value that corresponds to company's locale.
3. If neither locale is available, it takes the property value of `<fieldname_defaultValue>`.

### ⓘ Note

Both queries and edits follow the same rules. If you edit the value of `<fieldname_localized>`, the corresponding field of the locale is also changed. For example, the `<name_localized>` field of the `FOBusinessObject` in your company comes from `en_US` field. If you modify this field with an API request, the new value is also reflected in the `<name_en_US>` field.

## Example 1: Query an Entry's Localized Label

This type of request can be useful especially for UI consumption where you need to retrieve a record with the labels of the default locale. Here's a sample request using the `FOBusinessUnit` entity as an example:

### Request

Operation	Query
HTTP Method	GET
URI	<code>https://&lt;API-Server&gt;/odata/v2/FOBusinessUnit(externalCode='MC_AVIA',startDate=datetime'1900-01-01T00:00:00')?\$format=JSON&amp;\$select=externalCode,name_localized</code>

### Response

```
{
  "d": {
    "__metadata": {
```

```

    "uri": "https://<API-Server>/odata/v2/
FOBusinessUnit(externalCode='MC_AVIA',startDate=datetime'1900-01-01T00:00:00')",
    "type": "SFOData.FOBusinessUnit"
  },
  "externalCode": "MC_AVIA",
  "name_localized": "MC Aviation"
}
}

```

## Example 2: Query All Labels of an Entry

You often find this type of usage in integration scenarios where you want to export the labels in all languages.

### Request

Operation	Query
HTTP Method	GET
URI	<pre> https://&lt;API-Server&gt;/odata/v2/ FOBusinessUnit(externalCode='SVCS',startDa te=datetime'1900-01-01T00:00:00')/ nameTranslationTextNav?\$format=JSON </pre>

### Response

```

{
  "d": {
    "results": [
      {
        "__metadata": {
          "uri": "https://<API-Server>/odata/v2/
MDFLocalizedValue('en_US')",
          "type": "SFOData.MDFLocalizedValue"
        },
        "locale": "en_US",
        "value": "Services"
      },
      {
        "__metadata": {
          "uri": "https://<API-Server>/odata/v2/
MDFLocalizedValue('defaultValue')",
          "type": "SFOData.MDFLocalizedValue"
        },
        "locale": "defaultValue",
        "value": "Services"
      },
      {
        "__metadata": {
          "uri": "https://<API-Server>/odata/v2/
MDFLocalizedValue('en_GB')",
          "type": "SFOData.MDFLocalizedValue"
        },
        "locale": "en_GB",
        "value": "Services"
      },
      {
        "__metadata": {
          "uri": "https://<API-Server>/odata/v2/
MDFLocalizedValue('zh_CN')",
          "type": "SFOData.MDFLocalizedValue"
        }
      }
    ]
  }
}

```

```

    },
    "locale": "zh_CN",
    "value": "服务"
  },
  {
    "__metadata": {
      "uri": "https://<API-Server>/odata/v2/
MDFLocalizedValue('pt_BR')",
      "type": "SFOData.MDFLocalizedValue"
    },
    "locale": "pt_BR",
    "value": "Serviços"
  },
  {
    "__metadata": {
      "uri": "https://<API-Server>/odata/v2/
MDFLocalizedValue('ja_JP')",
      "type": "SFOData.MDFLocalizedValue"
    },
    "locale": "ja_JP",
    "value": "サービス統括本部"
  },
  {
    "__metadata": {
      "uri": "https://<API-Server>/odata/v2/
MDFLocalizedValue('ru_RU')",
      "type": "SFOData.MDFLocalizedValue"
    },
    "locale": "ru_RU",
    "value": "Сервисы"
  },
  {
    "__metadata": {
      "uri": "https://<API-Server>/odata/v2/
MDFLocalizedValue('es_ES')",
      "type": "SFOData.MDFLocalizedValue"
    },
    "locale": "es_ES",
    "value": "Servicios"
  },
  {
    "__metadata": {
      "uri": "https://<API-Server>/odata/v2/
MDFLocalizedValue('ko_KR')",
      "type": "SFOData.MDFLocalizedValue"
    },
    "locale": "ko_KR",
    "value": "서비스"
  }
]
}
}}

```

### Example 3: Creating or Editing an Entry with Localized Texts

When you create or edit an entry, you can include the localized texts of translatable fields either through the local-specific properties or through inline-editing the `<fieldname>TranslationTextNav` navigation property. Here are some examples:

#### Request Info

Operation	Upsert
HTTP Method	POST
URI	<code>https://&lt;API-Server&gt;/odata/v2/upsert</code>

Payload example for upserting property values:

```
{
  "__metadata": {
    "uri": "FOBusinessUnit"
  },
  "externalCode": "SERVICE",
  "status": "A",
  "startDate": "/Date(1508375121000)/",
  "name_ko_KR": "서비스",
  "name_pt_BR": "Serviços",
  "name_de_DE": "Dienstleistungen",
  "name_zh_TW": "服務",
  "name_es_ES": "Servicios",
  "name_ru_RU": "Сервисы",
  "name_fr_FR": "Services",
  "name_ja_JP": "サービス統括本部",
  "name_en_US": "Services",
  "name_zh_CN": "服务"
}
```

Payload example for inline-upserting the navigation property:

#### Sample Code

```
{
  "__metadata": {
    "uri": "FOBusinessUnit"
  },
  "externalCode": "SERVICE",
  "status": "A",
  "startDate": "/Date(1508375121000)/",
  "nameTranslationTextNav": [
    {
      "locale": "ko_KR",
      "value": "서비스"
    },
    {
      "locale": "pt_BR",
      "value": "Serviços"
    },
    {
      "locale": "de_DE",
      "value": "Dienstleistungen"
    },
    {
      "locale": "zh_TW",
      "value": "服務"
    }
  ]
}
```

```

    {
      "locale": "es_ES",
      "value": "Servicios"
    },
    {
      "locale": "ru_RU",
      "value": "Сервисы"
    },
    {
      "locale": "fr_FR",
      "value": "Services"
    },
    {
      "locale": "ja_JP",
      "value": "サービス統括本部"
    },
    {
      "locale": "en_US",
      "value": "Services"
    },
    {
      "locale": "zh_CN",
      "value": "服务"
    }
  ]
}

```

## Response

```

{
  "d": [
    {
      "key": "FOBusinessUnit/externalCode=SERVICE,FOBusinessUnit/
startDate=2017-10-19T00:00:00.000-04:00",
      "status": "OK",
      "editStatus": "UPsertED",
      "message": null,
      "index": 0,
      "httpCode": 200,
      "inlineResults": null
    }
  ]
}

```

## 6.5 MDF OData API Operations

Describes the MDF OData API behaviors with examples.

MDF OData API is based on SAP SuccessFactors HCM suite OData API framework, currently on OData Version 2.0. While the majority of MDF OData API operations follow the same rules defined by the framework, there are patterns specific to MDF when you use MDF OData API entities. In this section, you'll find out details about the specific patterns and how they affect your OData API usage.

## Service Limit for Large MDF OData Requests

There's a service limit for large MDF OData requests. When you query or edit an MDF OData entity and the response returns a large number of records that exceed the system-defined limit, the request fails and an error occurs. You need to adjust the request parameters or payload so that the data size returned is within the limit. Depending on your request, the limit may vary.

### → Remember

The service limit is designed to optimize MDF OData performance while ensuring all MDF OData APIs continue to work in all instances. It has very little impact on your current integrations and UIs.

If you meet such an error, here are a few steps that can help solve the problem:

- Use pagination in your query if you haven't already.
- If you're already paging your query, try tuning down the page size.
- Include fewer records in your request payload.
- A rule of thumb is to cut the page or record size to half.

If you wish to change the limit, contact Product Support.

## 6.5.1 Permissions

Permissions required for accessing MDF OData API entities.

The following table lists the required permissions for users to query and edit MDF OData API entities:

Permission	Description
<a href="#">▶ Administrator Permissions</a> > <a href="#">Manage Integration Tools</a> > <a href="#">Allow Admin to Access OData API through Basic Authentication</a> ▶	This permission allows users to access OData API entities through Basic Authentication. If you're using other authentication methods such as OAuth 2.0, this permission isn't required.
<a href="#">▶ Administrator Permissions</a> > <a href="#">Metadata Framework</a> > <a href="#">Admin access to MDF OData API</a> ▶	This is the MDF OData admin permission that allows users to query and edit all MDF OData entities. It overrides all entity-level permissions.  This permission is recommended only for integration scenarios. Permission roles granted with this permission can override other MDF data access permission configurations and save data without approvals.

Permission	Description
<a href="#">▶ Administrator Permissions</a> > <a href="#">Metadata Framework</a> <a href="#">▶ Access to non-secured objects</a> >	<p>This is the nonadmin MDF OData permission. This permission allows users to query and edit all nonsecured MDF OData entities.</p> <div data-bbox="818 405 1427 554" style="background-color: #f0f0f0; padding: 10px;"> <p><b>Note</b></p> <p>This permission isn't required for querying and editing secured MDF OData entities.</p> </div>
<p>Entity-level permissions for secured objects</p>	<p>If an MDF object is secured, an entity-level permission item is available under the corresponding permission category specified in object definition. You can enable view, edit, and import/export permission for this entity. You can also maintain field-level permission overrides.</p> <p>For more information, see <a href="#">Adding Security</a> and <a href="#">Setting Up Security for Fields</a>.</p>

## 6.5.2 Query Operation

This section contains information about query operations on MDF OData entities, including query parameters and examples. Note that only MDF-specific information is documented here. For more information on general OData API operations, refer to the OData Operations section.

[Query Parameters \[page 151\]](#)

A list of query parameters MDF OData API and usage examples.

### 6.5.2.1 Query Parameters

A list of query parameters MDF OData API and usage examples.

**Parent topic:** [Query Operation \[page 151\]](#)

## 6.5.2.1.1 asOfDate

Use the `asOfDate` parameter to query a single record that is effective on a specific date.

### Parameter Values

Value	Description
<code>&lt;yyyy-mm-dd&gt;</code>	A numeric date value, for example: 2019-12-25

**Note**  
Returns only one record that is effective on the specified date.

**Note**  
Depending on the parameters you use, a query may return zero, one, or multiple records.  
If the effective dating type of the entity is Multiple Changes Per Day (MCPD), the record with the largest sequence number is returned as the effective record of that date.  
If you don't specify any date or date period, the query uses today's date as the `asOfDate` value and fetch the current effective record.

### Use Case

**Tip**  
When you query an effective-dated entity without any date parameters, the result returns a single record effective on the present date. It defaults to `&asOfDate=<today's date>`.

The `asOfDate` parameter retrieves the single records of an entity that is effective on the specified date.

Example:

```
https://<API-Server>/odata/v2/MDFEntity?$format=JSON&asOfDate=2018-11-07
```

### Related Information

[Using asOfDate with \\$expand \[page 158\]](#)



## 6.5.2.1.2 fromDate

Use the `fromDate` parameter to query records that are effective after a specific date.

### Parameter Values

Value	Description
<code>&lt;yyyy-mm-dd&gt;</code>	A numeric date value, for example: 2019-12-25

#### Note

Multiple records can be returned.

#### Note

Depending on the parameters you use, a query may return zero, one, or multiple records.

If the effective dating type of the entity is Multiple Changes Per Day (MCPD), the record with the largest sequence number is returned as the effective record of that date.

If you don't specify any date or date period, the query uses today's date as the `asOfDate` value and fetch the current effective record.

### Use Case

The `fromDate` parameter retrieves all effective records of the entity in the specified time period. If the `mdfSystemEffectiveEndDate` of a record is later than the specified date, the record is returned.

Example:

```
https://<API-Server>/odata/v2/MDFEntity?$format=JSON&fromDate=2018-11-07
```

### Related Information

[Using fromDate with \\$expand \[page 160\]](#)

### 6.5.2.1.3 toDate

Use the `toDate` parameter to query records that are effective before a specific date.

#### Parameter Values

Value	Description
<code>&lt;yyyy-mm-dd&gt;</code>	A numeric date value, for example: 2019-12-25

**Note**  
Multiple records can be returned in the result.

**Note**  
Depending on the parameters you use, a query may return zero, one, or multiple records.  
If the effective dating type of the entity is Multiple Changes Per Day (MCPD), the record with the largest sequence number is returned as the effective record of that date.  
If you don't specify any date or date period, the query uses today's date as the `asOfDate` value and fetch the current effective record.

#### Use Case

The `toDate` parameter retrieves all effective records of the entity before the specified date. If the `mdfSystemEffectiveStartDate` of a record is earlier than the specified date, the record is returned.

Example:

```
https://<API-Server>/odata/v2/MDFEntity?$format=JSON&toDate=2018-11-07
```

#### Related Information

[Using toDate with \\$expand \[page 163\]](#)

### 6.5.2.1.4 filterParentDate

Use the `filterParentDate` parameter to query a child of an effective-dated entity with date parameters.

In a composite MDF association, a child entity inherits its effective dating attribute from its parent. When you query a composite child entity, date parameters such as `fromDate`, `toDate`, and `asOfDate` are ignored. In order

for them to work, you must include parameter `filterParentDate` with value `true` in the query. This parameter allows you to filter the child entity based on the effective dates of its parent.

## Parameter Values

Value	Description
<code>true</code>	Filter child entity based on the effective dates of parent.
<code>false</code> (Default)	Date parameters are ignored on child entities.

## Use Case

See the topic in [Related Links](#) section for detailed use cases.

## Related Information

[Querying the Child of an Effective Dated Entity \[page 166\]](#)

## 6.5.2.1.5 recordStatus

Use the `recordStatus` parameter to query normal, pending, or pending history data of an MDF entity.

## Parameter Values

Value	Description
<code>normal</code> (default)	Parameter value to retrieve normal records.  If <code>recordStatus</code> isn't specified, the query returns normal data by default.
<code>pending</code>	Parameter value to retrieve records pending approval.
<code>pendinghistory</code>	A record in pending history status can be: <ul style="list-style-type: none"><li>• Declined by the approver</li><li>• Canceled by the initiator of the workflow</li><li>• Modified by the approver</li></ul>

### ⚠ Caution

To query records with pending and pendinghistory status, you must have the [Admin access to MDF OData API](#) permission.

## Use Case

In MDF OData API entities, if workflow routing is configured for an object and the [Pending Data](#) option is enabled, data changes pending approval are stored as pending data. Once the data changes are approved, the records are saved as normal data. If a workflow is declined, canceled, or modified, a pending history is stored in the database. The following table explains how the parameter values map to the `mdfSystemRecordStatus` field of the MDF object:

Parameter Value	mdfSystemRecordStatus
normal	<b>N</b>
pending	<b>P</b>
pendinghistory	<b>PH</b>

You can use parameter `recordStatus` in an OData query to specify which type of data to retrieve.

- To retrieve normal records:

```
https://<API-Server>/odata/v2/cust_TestObject?$format=JSON&recordStatus=normal
```

- To retrieve pending records:

```
https://<API-Server>/odata/v2/cust_TestObject?$format=JSON&recordStatus=pending
```

- To retrieve pending history records:

```
https://<API-Server>/odata/v2/cust_TestObject?  
$format=JSON&recordStatus=pendinghistory
```

### 📌 Note

This parameter is required if you want to query the workflow information of an MDF entity by expanding `wfRequestNav`. For more information, see [Retrieving Workflow Information for Pending Data \[page 172\]](#).

## Error Codes

Error Code	Description
COE_UNSUPPORTED_FEATURE	<p>[COE0025]Unsupported feature: Expand workflow navigation from normal data is NOT supported.</p> <p>If you try to expand wfRequestNav on a normal entry, this error occurs. wfRequestNav can only be expanded if it's a pending entry.</p>
COE_GENERAL_FORBIDDEN	<p>[COE0020]Non admin user is NOT allowed to query pending data.</p> <p>Only users with the <a href="#">Admin access to MDF OData API</a> permission can query pending data.</p>
COE_GENERAL_FORBIDDEN	<p>[COE0025]Unsupported feature: Non admin user query pending history data is NOT supported.</p> <p>Only users with the <a href="#">Admin access to MDF OData API</a> permission can query pending data.</p>

### 6.5.2.1.6 versionId

Use the `versionId` parameter to query a specific version of a pending record.

## Parameter Values

Value	Description
<largest version ID> (default)	If versionId is not specified, the query returns the record with the largest version ID.
<user specified version ID>	The record with specified version ID is returned.

## Use Case

### Note

If you use `versionId` in a query, it returns pending data by default.

A record pending approval can have multiple versions. You can use parameter `versionId` to query a specific version of the record. Example:

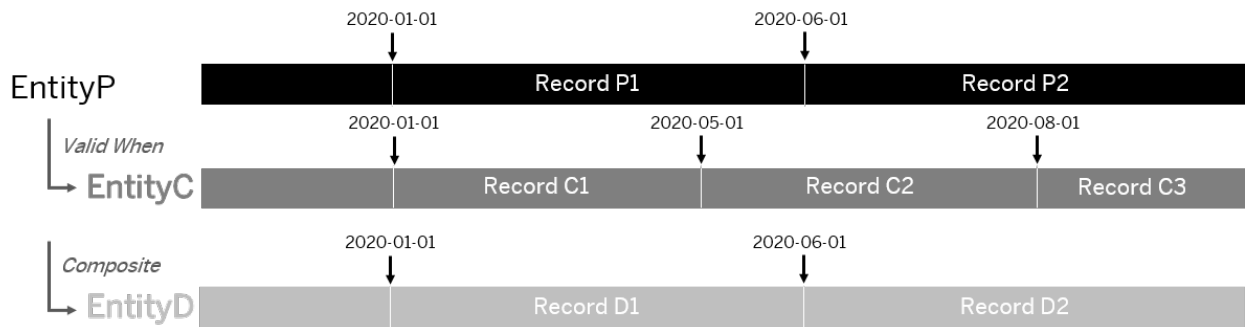
```
https://<API-Server>/odata/v2/TestObject('Key1')?$format=JSON&versionId=2
```

## 6.5.2.2 Sample Operations

### 6.5.2.2.1 Using `asOfDate` with `$expand`

Getting to know how `asOfDate` impacts the query results when it's used in combination with `$expand` to query effective-dated entities and its associations.

#### Example Entities



#### Composite Association

When querying an effective-dated entity and expanding to a composite association with `asOfDate`, the restrictive criteria of the parameter only works on the base object. However, as a composite association, EntityD has an `effectiveDate` type "from parent", the expanded data is also effective on this date.

#### Request

Operation	Query
HTTP Method	GET
URI	<pre>https://&lt;API-server&gt;/odata/v2/EntityP? \$format=JSON&amp;\$expand=CompositeAssociation&amp;asOfDate=2020-08-15</pre>

## Response

### Sample Code

```
{
  "d": {
    "results": [
      {
        "__metadata": {
          "uri": "https://<API-server>/odata/v2/EntityP(effectiveStartDate=datetime'2020-06-01T00:00:00',externalCode='P')",
          "type": "SFOData.cust_EntityP"
        },
        "externalCode": "P",
        "Record": "P2",
        "cust_ParentChildComposite": {
          "results": [
            {
              "__metadata": {
                "uri": "https://<API-server>/odata/v2/cust_EntityD(cust_EntityP_effectiveStartDate=datetime'2020-06-01T00:00:00',cust_EntityP_externalCode='P',externalCode='D')",
                "type": "SFOData.cust_EntityD"
              },
              "externalCode": "D",
              "Record": "D2"
            }
          ]
        }
      }
    ]
  }
}
```

## Valid-When Association

When querying an effective-dated entity and expanding to a valid-when association with the `&asOfDate`, the restrictive criteria of the parameter works on both the base object and the expanded data.

### Request

Operation	Query
HTTP Method	GET
URI	<code>https://&lt;API-server&gt;/odata/v2/EntityP?\$format=JSON&amp;\$expand=ValidWhenAssociation&amp;asOfDate=2020-08-15</code>

## Response

### Sample Code

```
{
  "d": {
    "results": [
      {

```

```

    "__metadata": {
      "uri": "https://<API-server>/odata/v2/
cust_EntityP(effectiveStartDate=datetime'2020-06-01T00:00:00',externalCode='P')",
      "type": "SFOData.cust_EntityP"
    },
    "externalCode": "P",
    "Record": "P2",
    "cust_ParentChildValidWhen": {
      "results": [
        {
          "__metadata": {
            "uri": "https://<API-server>/odata/v2/
cust_EntityC(effectiveStartDate=datetime'2020-08-01T00:00:00',externalCode='C')",
            "type": "SFOData.cust_EntityC"
          },
          "externalCode": "C",
          "Record": "C3"
        }
      ]
    }
  ]
}

```

## Navigation to a Composite Association and Referred Generic Object

In a more complex navigation scenario with `$expand` where you need to navigate to a composite association and its referred generic object, the date parameters filter both the base object and the referred generic object. In the following example, parameter `&fromDate=2018-10-01` works on both `PickListV2` and `values/parentPickListValueNav`:

```

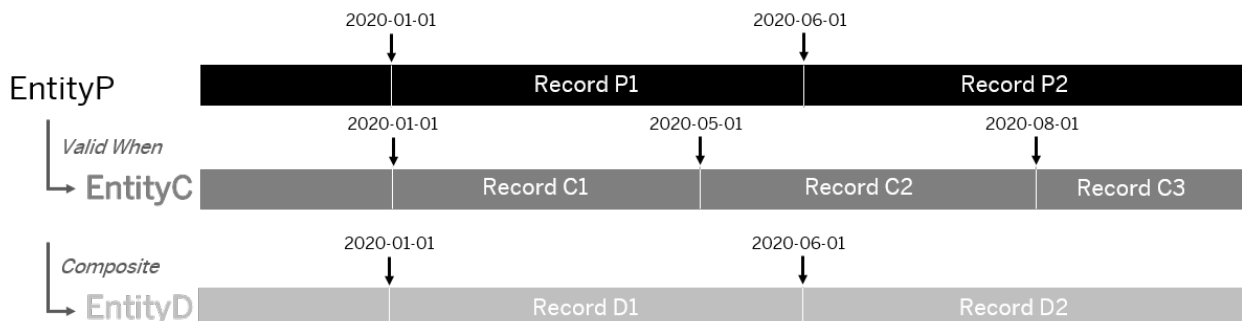
https://<hostname>/odata/v2/PickListV2?$format=JSON&$select=values/
parentPickListValueNav&$expand=values/parentPicklistValueNav&fromDate=2018-10-01

```

### 6.5.2.2.2 Using fromDate with \$expand

Getting to know how `&fromDate` impacts the query results when it's used in combination with `$expand` to query effective-dated entities and its associations.

#### Example Entities





## Composite Association

When querying an effective-dated entity and expanding to a composite association with `&fromDate`, the restrictive criteria of the parameter only works on the base object. However, as a composite association, EntityD has an effectiveDate type "from parent", the expanded data is also effective on this date.

### Request

Operation	Query
HTTP Method	GET
URI	<code>https://&lt;API-server&gt;/odata/v2/EntityP?\$format=JSON&amp;\$expand=CompositeAssociation&amp;fromDate=2020-05-15</code>

### Response

#### Sample Code

```
{
  "d": {
    "results": [
      {
        "__metadata": {
          "uri": "https://<API-server>/odata/v2/EntityP(effectiveStartDate=datetime'2020-01-01T00:00:00',externalCode='P')",
          "type": "SFOData.cust_EntityP"
        },
        "externalCode": "P",
        "Record": "P1",
        "cust_ParentChildComposite": {
          "results": [
            {
              "__metadata": {
                "uri": "https://<API-server>/odata/v2/EntityD(cust_EntityP_effectiveStartDate=datetime'2020-01-01T00:00:00',cust_EntityP_externalCode='P',externalCode='D')",
                "type": "SFOData.cust_EntityD"
              },
              "externalCode": "D",
              "Record": "D1"
            }
          ]
        }
      },
      {
        "__metadata": {
          "uri": "https://<API-server>/odata/v2/EntityP(effectiveStartDate=datetime'2020-06-01T00:00:00',externalCode='P')",
          "type": "SFOData.cust_EntityP"
        },
        "externalCode": "P",
        "Record": "P2",
        "cust_ParentChildComposite": {
          "results": [
            {
              "__metadata": {
                "uri": "https://<API-server>/odata/v2/EntityD(cust_EntityP_effectiveStartDate=datetime'2020-06-01T00:00:00',cust_EntityP_externalCode='P',externalCode='D')",
                "type": "SFOData.cust_EntityD"
              }
            }
          ]
        }
      }
    ]
  }
}
```





## Request

Operation	Query
HTTP Method	GET
URI	https://<API-server>/odata/v2/EntityP? \$format=JSON&\$expand=CompositeAssociation&toDate=2020-07-01

## Response

### Sample Code

```
{
  "d": {
    "results": [
      {
        "__metadata": {
          "uri": "https://<API-server>/odata/v2/EntityP(effectiveStartDate=datetime'2020-01-01T00:00:00',externalCode='P')",
          "type": "SFOData.cust_EntityP"
        },
        "externalCode": "P",
        "Record": "P1",
        "cust_ParentChildComposite": {
          "results": [
            {
              "__metadata": {
                "uri": "https://<API-server>/odata/v2/EntityD(EntityP_effectiveStartDate=datetime'2020-01-01T00:00:00',EntityP_externalCode='P',externalCode='D')",
                "type": "SFOData.cust_EntityD"
              },
              "externalCode": "D",
              "Record": "D1"
            }
          ]
        }
      },
      {
        "__metadata": {
          "uri": "https://<API-server>/odata/v2/EntityP(effectiveStartDate=datetime'2020-06-01T00:00:00',externalCode='P')",
          "type": "SFOData.cust_EntityP"
        },
        "externalCode": "P",
        "Record": "P2",
        "cust_ParentChildComposite": {
          "results": [
            {
              "__metadata": {
                "uri": "https://<API-server>/odata/v2/EntityD(EntityP_effectiveStartDate=datetime'2020-06-01T00:00:00',EntityP_externalCode='P',externalCode='D')",
                "type": "SFOData.cust_EntityD"
              },
              "externalCode": "D",
              "Record": "D2"
            }
          ]
        }
      }
    ]
  }
}
```

```
}
```

## Valid-When Association

When querying an effective-dated entity and expanding to a valid-when association with the `&toDate`, the restrictive criteria of the parameter works on both the base object and the expanded data.

### Request

Operation	Query
HTTP Method	GET
URI	<code>https://&lt;API-server&gt;/odata/v2/EntityP?\$format=JSON&amp;\$expand=ValidWhenAssociation&amp;toDate=2020-07-01</code>

### Response

#### Sample Code

```
{
  "d": {
    "results": [
      {
        "__metadata": {
          "uri": "https://<API-server>/odata/v2/EntityP(effectiveStartDate=datetime'2020-01-01T00:00:00',externalCode='P')",
          "type": "SFOData.cust_EntityP"
        },
        "externalCode": "P",
        "Record": "P1",
        "cust_ParentChildValidWhen": {
          "results": [
            {
              "__metadata": {
                "uri": "https://<API-server>/odata/v2/EntityC(effectiveStartDate=datetime'2020-01-01T00:00:00',externalCode='C')",
                "type": "SFOData.cust_EntityC"
              },
              "externalCode": "C",
              "Record": "C1"
            }
          ]
        }
      },
      {
        "__metadata": {
          "uri": "https://<API-server>/odata/v2/EntityP(effectiveStartDate=datetime'2020-06-01T00:00:00',externalCode='P')",
          "type": "SFOData.cust_EntityP"
        },
        "externalCode": "P",
        "Record": "P2",
        "cust_ParentChildValidWhen": {
          "results": [
            {
              "__metadata": {
                "uri": "https://<API-server>/odata/v2/EntityC(effectiveStartDate=datetime'2020-05-01T00:00:00',externalCode='C')",
```



The next example query contains only a date parameter. Without the `filterParentDate` parameter, the date parameter fails to work and is ignored. The result returns all available entries of the child entity:

```
https://<hostname>/odata/v2/EntityC?$format=JSON&toDate=2017-10-01
```

The last example query contains only the `filterParentDate` parameter. This will be treated as if the parent entity is filtered with the default date parameter, which equals to `&filterParentDate=true&asOfDate=<today's date>`. Therefore, the current effective entry Record C3 is returned.

```
https://<hostname>/odata/v2/EntityC?$format=JSON&filterParentDate=true
```

## 6.5.2.2.5 Querying Links of Effective Dated Entities With Composite Associations

You can use the `$links` option to query links of composite associations of an effective dated entity.

We use `PickListV2` and `PickListValueV2` as example.

### Request

Operation	Query
HTTP Method	GET
URI	<pre>https://&lt;API-server&gt;/odata/v2/ PickListV2(effectiveStartDate=datetime'2020-07-17T00:00:00', id='ExamplePicklist')/\$links/values</pre>

### Response

#### Sample Code

```
{
  "d": {
    "results": [
      {
        "uri": "https://<API-server>/odata/v2/
PickListValueV2(PickListV2_effectiveStartDate=datetime'2020-07-17T00:00:00',PickL
istV2_id='ExamplePicklist',externalCode='ExampleValue1')"
      },
      {
        "uri": "https://<API-server>/odata/v2/
PickListValueV2(PickListV2_effectiveStartDate=datetime'2020-07-17T00:00:00',PickL
istV2_id='ExamplePicklist',externalCode='ExampleValue2')"
      },
      {
        "uri": "https://<API-server>/odata/v2/
PickListValueV2(PickListV2_effectiveStartDate=datetime'2020-07-17T00:00:00',PickL
istV2_id='ExamplePicklist',externalCode='ExampleValue3')"
      },
      {
        "uri": "https://<API-server>/odata/v2/
PickListValueV2(PickListV2_effectiveStartDate=datetime'2020-07-17T00:00:00',PickL
istV2_id='ExamplePicklist',externalCode='ExampleValue4')"
      }
    ]
  }
}
```

```
}  
}
```

## 6.5.2.2.6 Filtering 1:M Composite Association

This topic shows examples of filtering parent and child entities whose association type is *Composite* and multiplicity is *One To Many*.

You can filter records of a parent entity based on properties of its child entities. When the parent and child entities have a one-to-many (1:M) relationship with its children, the query returns all parent records with full list of child entity records even though only one record of child entity meets the condition in the filter.

We use PickListV2 and PickListValueV2 as example entities. You can search for a picklist that contains a certain picklist value or you can search for a picklist whose parent picklist contains a certain picklist value.

### Example 1: Search for a Picklist That Contains a Certain Picklist Value

#### Request

Operation	Query
HTTP Method	GET
URI	<code>https://&lt;API-server&gt;/odata/v2/PickList? \$format=JSON&amp;\$filter=values/externalCode eq 'ABRAND' &amp;\$expand=values</code>

#### Response

The query returns the picklist that has the said picklist value and a full list of child entity records if you choose to expand the association property.

#### Sample Code

```
{  
  "d": {  
    "results": [  
      {  
        "__metadata": {  
          "uri": "https://<api-server>/odata/v2/  
PickListV2(effectiveStartDate=datetime'2020-07-17T00:00:00',id='CARBRAND')",  
          "type": "SFOData.PickListV2"  
        },  
        "id": "CARBRAND",  
        "status": "A",  
        "values": {  
          "results": [  
            {  
              "__metadata": {  
                "uri": "https://<api-server>/odata/v2/  
PickListValueV2(PickListV2_effectiveStartDate=datetime'2020-07-17T00:00:00',PickL  
istV2_id='CARBRAND',externalCode='ABRAND')",  
              }  
            }  
          ]  
        }  
      }  
    ]  
  }  
}
```





## Example 2: Search for a Picklist Whose Parent Picklist Contains a Certain Picklist Value

### Request

Operation	Query
HTTP Method	GET
URI	<code>https://&lt;API-server&gt;/odata/v2/PickList? \$format=JSON&amp;\$filter=parentPickListNav/values/externalCode eq 'ABRAND'&amp;\$expand=values,parentPickListNav,parentPickListNav /values</code>

### Response

The query returns the picklist whose parent picklist has the said picklist value and a full list of child entity records if you choose to expand association properties.

#### Sample Code

```
{
  "d": {
    "results": [
      {
        "__metadata": {
          "uri": "https://<api-server>/odata/v2/  
PickListV2(effectiveStartDate=datetime'2020-07-01T00:00:00',id='CARCOLOR')",
          "type": "SFOData.PickListV2"
        },
        "id": "CARCOLOR",
        "parentPickList": "CARBRAND",
        "status": "A",
        "values": {
          "results": [
            {
              "__metadata": {
                "uri": "https://<api-server>/odata/v2/  
PickListValueV2(PickListV2_effectiveStartDate=datetime'2020-07-01T00:00:00',PickL  
istV2_id='CARCOLOR',externalCode='Black')",
                "type": "SFOData.PickListValueV2"
              },
              "externalCode": "Black",
              "status": "A"
            },
            {
              "__metadata": {
                "uri": "https://<api-server>/odata/v2/  
PickListValueV2(PickListV2_effectiveStartDate=datetime'2020-07-01T00:00:00',PickL  
istV2_id='CARCOLOR',externalCode='Yellow')",
                "type": "SFOData.PickListValueV2"
              },
              "externalCode": "Yellow",
              "status": "A"
            }
          ]
        }
      },
      {
        "__metadata": {
          "uri": "https://<api-server>/odata/v2/  
PickListValueV2(PickListV2_effectiveStartDate=datetime'2020-07-01T00:00:00',PickL  
istV2_id='CARCOLOR',externalCode='Orange')",
          "type": "SFOData.PickListValueV2"
        }
      }
    ]
  }
}
```

```

        "type": "SFOData.PickListValueV2"
    },
    "externalCode": "Orange",
    "status": "A"
}
]
},
"parentPickListNav": {
    "__metadata": {
        "uri": "https://<api-server>/odata/v2/
PickListV2(effectiveStartDate=datetime'2020-07-17T00:00:00',id='CARBRAND')",
        "type": "SFOData.PickListV2"
    },
    "id": "CARBRAND",
    "values": {
        "results": [
            {
                "__metadata": {
                    "uri": "https://<api-server>/odata/v2/
PickListValueV2(PickListV2_effectiveStartDate=datetime'2020-07-17T00:00:00',PickL
istV2_id='CARBRAND',externalCode='ABRAND')",
                    "type": "SFOData.PickListValueV2"
                },
                "externalCode": "ABRAND"
            },
            {
                "__metadata": {
                    "uri": "https://<api-server>/odata/v2/
PickListValueV2(PickListV2_effectiveStartDate=datetime'2020-07-17T00:00:00',PickL
istV2_id='CARBRAND',externalCode='B BRAND')",
                    "type": "SFOData.PickListValueV2"
                },
                "externalCode": "B BRAND"
            },
            {
                "__metadata": {
                    "uri": "https://<api-server>/odata/v2/
PickListValueV2(PickListV2_effectiveStartDate=datetime'2020-07-17T00:00:00',PickL
istV2_id='CARBRAND',externalCode='C BRAND')",
                    "type": "SFOData.PickListValueV2"
                },
                "externalCode": "C BRAND"
            },
            {
                "__metadata": {
                    "uri": "https://<api-server>/odata/v2/
PickListValueV2(PickListV2_effectiveStartDate=datetime'2020-07-17T00:00:00',PickL
istV2_id='CARBRAND',externalCode='D BRAND')",
                    "type": "SFOData.PickListValueV2"
                },
                "externalCode": "D BRAND"
            },
            {
                "__metadata": {
                    "uri": "https://<api-server>/odata/v2/
PickListValueV2(PickListV2_effectiveStartDate=datetime'2020-07-17T00:00:00',PickL
istV2_id='CARBRAND',externalCode='E BRAND')",
                    "type": "SFOData.PickListValueV2"
                },
                "externalCode": "E BRAND"
            },
            {
                "__metadata": {
                    "uri": "https://<api-server>/odata/v2/
PickListValueV2(PickListV2_effectiveStartDate=datetime'2020-07-17T00:00:00',PickL
istV2_id='CARBRAND',externalCode='F BRAND')",
                    "type": "SFOData.PickListValueV2"
                },
                "externalCode": "F BRAND"
            }
        ]
    }
}

```

```
    "externalCode": "FBRAND"
  }
]
}
}
}
}
}
```

## Related Information

[\\$filter](#)

### 6.5.2.2.7 Retrieving Workflow Information for Pending Data

You can use the `wfRequestNav` navigation property and the `recordStatus` parameter to retrieve workflow information for pending data of MDF entities.

When an MDF Generic Object (GO) with workflow routing configured is exposed to OData, a navigation property named `wfRequestNav` is automatically added to the OData API entity. This navigation property allows you to retrieve the corresponding workflow information for pending data. Although `wfRequestNav` is available by default for all MDF OData API entities with a workflow routing, you can only expand it if the [Pending Data](#) option is enabled in the object definition.

#### Note

To enable workflow and pending data, associate the MDF generic object with a workflow and set the [Pending Data](#) field to **Yes** in [Configure Object Definitions](#).

Child entities in a composite association don't have the `wfRequestNav` property.

Since MDF OData API only supports workflow information on pending data, you must add the `recordStatus` parameter to specifically filter the pending records, and then expand the workflow information. The following examples show how to do this.

You can use `&recordStatus=pending` to filter all pending records of the entity, and then expand the workflow information:

```
https://<API-endpoint-URL>/odata/v2/cust_MDFEntity?
$format=JSON&recordStatus=pending&$expand=wfRequestNav
```

If you use a key predicate to query a single record, even if it's a pending record, you still need `&recordStatus=pending` to be able to expand the workflow information:

```
https://<API-endpoint-URL>/odata/v2/cust_MDFEntity('CC01')?
$format=JSON&recordStatus=pending&$expand=wfRequestNav
```

## Error Codes

Error Code	Description
COE_UNSUPPORTED_FEATURE	<p>[COE0025]Unsupported feature: Expand workflow navigation from normal data is NOT supported.</p> <p>If you try to expand wfRequestNav on a normal entry, this error occurs. wfRequestNav can only be expanded if it's a pending entry.</p>

## Related Information

[recordStatus \[page 155\]](#)

### 6.5.2.2.8 Querying Effective-Dated Entities Using lastModifiedDateTime

You can use the lastModifiedDateTime field in a \$filter option to query the records of an effective-dated entity.

The value of lastModifiedDateTime in a request URI is in date/time format without timezone information:

`datetime'yyyy-mm-ddThh:mm:ss'`

For example: `$filter=lastModifiedDateTime gt datetime'2019-09-01T12:00:00'`.

You can use lastModifiedDateTime together with other time parameters such as fromDate, toDate, and asOfDate. You can also reverse the \$filter condition by placing the date/time value before lastModifiedDateTime to get different query results.

## Using lastModifiedDateTime with Time Parameters

When you use both lastModifiedDateTime and a date parameter in the same request, the following rules apply:

- The lastModifiedDateTime filter finds all **external keys** that have at least one record satisfies the filter condition.
- The time parameter then filters all **records** under the external keys and returns the ones that satisfy the condition in the result.

This means that in the returned result, the lastModifiedDateTime value may or may not satisfy the filter condition in the request. The following example explains how it works:

#### Example

```
https://<API-Server>/odata/v2/EmpJob?$format=JSON&$filter=lastModifiedDateTime  
gt datetime'2017-01-01T00:00:00'&toDate=2019-01-01
```

In this example, you try to find all employees who have their job information changed after 2017-01-01 and pull their entire job history, including the ones that were last modified before 2017-01-01.

## Placing lastModifiedDateTime Before or After DateTime Value

The position of date/time value in the lastModifiedDateTime filter determines how the server interprets the query. When the date/time value is placed after lastModifiedDateTime, the filter finds all external keys that satisfy the condition. When the date/time value is placed before lastModifiedDateTime, the filter works as you normally understand it: it returns all **records** with last modified date/time satisfying the filter.

In the previous example, if you want to display only the job history that were last modified after 2017-01-01, you can change the query by moving the date/time value before lastModifiedDateTime in the filter:

```
https://<API-Server>/odata/v2/EmpJob?  
$format=JSON&$filter=datettime'2017-01-01T00:00:00' gt  
lastModifiedDateTime&toDate=2019-01-01
```

## Related Information

[Using the DateTime Format](#)

[asOfDate \[page 152\]](#)

[fromDate \[page 153\]](#)

[toDate \[page 154\]](#)

## 6.5.3 Edit Operations

Parameters and examples of edit operations for MDF OData API entities, including insert, upsert, replace, merge, and delete operations.

### MDF Upsert Operation

As of Q4 2019 Release, upsert operations on all MDF OData entities and MDF Foundation Objects can return business keys in the response if the keys are provided in the request. That includes both parent objects and child objects. This information helps you identify which record has been successfully upserted and which has failed.

## 6.5.3.1 Edit Parameters

### 6.5.3.1.1 workflowConfirmed

Use parameter `workflowConfirmed` to control whether or not the insert or upsert operation triggers a workflow.

#### Prerequisites

Either you've defined the workflow routing for the MDF object or you've associated the object with a business rule that triggers a workflow.

The API user doesn't have the [Admin access to MDF OData API](#) permission.

#### ⚠ Caution

The parameter has no impact on admin users with the [Admin access to MDF OData API](#) permission. If an admin user creates or changes a record for a workflow-enabled entity, no workflow is triggered and the record is saved as normal data.

The parameter doesn't work with MDF Foundation Objects.

#### What Happens If Two Workflows Are Defined?

If the MDF object is associated with one workflow in the [Workflow Routing](#) field and another workflow through a business rule, the business rule-based workflow supersedes when the rule is triggered.

#### 🔗 Example

Object `cust_ABC` is associated with two workflows: workflow **Manager** from object definition and workflow **EmployeeHR** from a business rule. When you change data that doesn't trigger the business rule, the **Manager** workflow applies. When you change data that triggers the business rule, the **EmployeeHR** workflow applies.

#### Parameter Values

Value	Description
<code>false</code> (default)	A workflow isn't triggered.
<code>true</code>	A workflow is triggered.

## Use Case 1: Upsert a Record With `workflowConfirmed=true`

A typical scenario to use the `workflowConfirmed` parameter is on the UI where you create or edit a record. When you save the record, a dialog pops up for you to submit the changes for approval. If you submit, an API request is sent with `workflowConfirmed=true`:

### Request

Operation	Upsert
HTTP Method	POST
URI	<code>https://&lt;API-Server&gt;/odata/v2/upsert?workflowConfirmed=true</code>
Payload	<pre>{   "__metadata": {     "uri": "cust_TestObject('TO-001')"   },   "externalCode": "TO-001",   "externalName": "Test Object 001" }</pre>

### Response

If the upsert operation is successful, a workflow request is created.

```
{
  "d": [
    {
      "key": null,
      "status": "OK",
      "editStatus": "UPSERTED",
      "message": null,
      "index": 0,
      "httpCode": 200,
      "inlineResults": null
    }
  ]
}
```

## Use Case 2: Upsert a Record With `workflowConfirmed=false`

As a user without the [Admin access to MDF OData API](#) permission, if you upsert a workflow-enabled entity without the `workflowConfirmed` parameter or set the parameter value to `false`, you get an error:

### Request

Operation	Upsert
HTTP Method	POST



URI `https://<API-Server>/odata/v2/upsert?workflowConfirmed=false`

Payload

```
{
  "__metadata":{
    "uri":"cust_TestObject('TO-002')",
    "externalCode":"TO-002",
    "externalName":"Test Object 002"
  }
}
```

## Response

```
{
  "d": [
    {
      "key": null,
      "status": "ERROR",
      "editStatus": null,
      "message": "To trigger workflow, please set the 'workflowConfirmed'
flag to true. with the index 0",
      "index": 0,
      "httpCode": 500,
      "inlineResults": null
    }
  ]
}
```

### 6.5.3.1.2 warningAcknowledged

Use parameter `warningAcknowledged` to skip warning messages during upsert of an MDF record.

## Prerequisites

A business rule has been defined for the MDF object to raise a warning message.

The API user doesn't have the [Admin access to MDF OData API](#) permission.

### Note

The parameter has no impact on admin users with the [Admin access to MDF OData API](#) permission. If an admin user creates or changes a record for an entity that triggers a warning message, the warning is skipped.

## Parameter Values

Value	Description
<code>false</code> (default)	If the business rule is triggered, a warning message appears and the upsert fails.
<code>true</code>	No warning message appears even if the business rule is triggered. Upsert is successful.

### Use Case 1: Upsert a Record With `warningAcknowledged=true`

A typical scenario to use the `warningAcknowledged` parameter is on the UI where you create or edit a record. When you save the record, a warning message pops up. If you choose OK, the warning is acknowledged and an API request is sent with `warningAcknowledged=true`.

#### Request

Operation	Upsert
HTTP Method	POST
URI	<code>https://&lt;API-endpoint-URL&gt;/odata/v2/upsert&amp;warningAcknowledged=true</code>
Payload	<pre>{   "__metadata": {     "uri": "cust_TestObject('TO-001')"   },   "externalCode": "TO-001",   "externalName": "Test Object 001" }</pre>

#### Response

If the upsert is successful, a record is created.

```
{
  "d": [
    {
      "key": null,
      "status": "OK",
      "editStatus": "UPSERTED",
      "message": null,
      "index": 0,
      "httpCode": 200,
      "inlineResults": null
    }
  ]
}
```

## Use Case 2: Upsert a Record With `warningAcknowledged=false`

As a user without the [Admin access to MDF OData API](#) permission, if you upsert a warning-enabled entity without the `warningAcknowledged` parameter or set the parameter value to `false`, you get an error:

### Request

Operation	Upsert
HTTP Method	POST
URI	<code>https://&lt;API-endpoint-URL&gt;/odata/v2/upsert&amp;warningAcknowledged=false</code>
Payload	<pre>{   "__metadata":{     "uri":"cust_TestObject('TO-002')",   },   "externalCode":"TO-002",   "externalName":"Test Object 002" }</pre>

### Response

```
{
  "d": [
    {
      "key": null,
      "status": "ERROR",
      "editStatus": null,
      "message": "<user-defined message text>; To be able to save MDF object with warning, please set the 'warningAcknowledged' flag to true. with the index 0",
      "index": 0,
      "httpCode": 500,
      "inlineResults": null
    }
  ]
}
```

## 6.5.3.2 Sample Operations

### 6.5.3.2.1 Inserting An Entry to A Composite Child Entity

We use PickListValueV2 as the example of a composite child entity and show you how to insert an entry.

#### Use Case: Create a Picklist Value

##### Request

Operation	Insert
HTTP Method	POST
URI	https://<API-server>/odata/v2/PickListValueV2

##### Payload

```
{
  "__metadata": {
    "uri":
      "PickListValueV2(PickListV2_effectiveStartDate=datetime'1900-01-01T00:00:00',PickListV2_id='OfficeLocation',externalCode='717011')",
    "type": "SFOData.PickListValueV2"
  },
  "externalCode": "717011",
  "PickListV2_effectiveStartDate": "/Date(-2208988800000)/",
  "PickListV2_id": "OfficeLocation",
  "status": "A",
  "label_en_US": "Guangzhou"
}
```

##### Note

You must include at least one label property in the request payload.

##### Response

```
{
  "d": {
    "__metadata": {
      "uri": "https://<API-server>/odata/v2/PickListValueV2(PickListV2_effectiveStartDate=datetime'1900-01-01T00:00:00',PickListV2_id='OfficeLocation',externalCode='717011')",
      "type": "SFOData.PickListValueV2"
    },
    "status": "A",
    "label_en_US": "Guangzhou",
    "PickListV2_id": "OfficeLocation",
    "PickListV2_effectiveStartDate": "/Date(-2208988800000)/",
    "externalCode": "717011"
  }
}
```

## 6.5.3.2.2 Updating Picklist Values Using Upsert with Purge Type Parameters

You can use the `upsert` operation with the `purgeType` parameters to perform a full purge or an incremental update on an entity.

We use `PickListValueV2` as the example of a composite child entity and show you how to fully purge picklist values or update a picklist value of a picklist.

### Deleting All Picklist Values

#### Request

Operation	Upsert
HTTP Method	POST
URI	<code>https://&lt;API-server&gt;/odata/v2/upsert?purgeType=full</code>
Payload	<pre>{   "__metadata": {     "uri": "PickListV2(effectiveStartDate=datetime'2020-07-17T00:00:00',id='ExistingPickList')"   },   "status": "A" }</pre>

#### Response

##### Sample Code

```
{
  "d": [
    {
      "key": "PickListV2/
effectiveStartDate=2020-07-17T00:00:00.000-04:00,PickListV2/id=ExistingPickList",
      "status": "OK",
      "editStatus": "UPSERTED",
      "message": null,
      "index": 0,
      "statusCode": 200,
      "inlineResults": null
    }
  ]
}
```

The picklist now has no picklist values.

## Replacing Old Picklist Values with New Ones

### Request

Operation	Upsert
HTTP Method	POST
URI	https://<API-server>/odata/v2/upsert?purgeType=full
Payload	<pre>{   "__metadata": {     "uri": "PickListV2(effectiveStartDate=datetime'2020-07-17T00:00:00',id='PickListExample')"   },   "status": "A",   "values": [     {       "__metadata": {         "uri": "PickListValueV2(PickListV2_effectiveStartDate=datetime'2020-07-17T00:00:00',PickListV2_id='PickListExample',externalCode='NEWVALUE1')"       },       "status": "A",       "label_en_US": "New Value 1"     },     {       "__metadata": {         "uri": "PickListValueV2(PickListV2_effectiveStartDate=datetime'2020-07-17T00:00:00',PickListV2_id='PickListExample',externalCode='NEWVALUE2')"       },       "status": "A",       "label_en_US": "New Value 2"     }   ] }</pre>

### Response

#### Sample Code

```
{
  "d": [
    {
      "key": "PickListV2/
effectiveStartDate=2020-07-17T00:00:00.000-04:00,PickListV2/id=PickListExample",
      "status": "OK",
      "editStatus": "UPSERTED",
      "message": null,
      "index": 0,
      "httpCode": 200,
      "inlineResults": null
    }
  ]
}
```

All previous picklist values of the picklist are replaced with the two new values.

## Updating the Label of an Existing Picklist Value

### Request

Operation	Upsert
HTTP Method	POST
URI	https://<API-server>/odata/v2/upsert?purgeType=incremental or https://<API-server>/odata/v2/upsert
Payload	<pre>{   "__metadata": {     "uri": "PickListV2(effectiveStartDate=datetime'2020-07-17T00:00:00',id='PickListExample')"   },   "status": "A",   "values": [ {     "__metadata": {       "uri": "PickListValueV2(PickListV2_effectiveStartDate=datetime'2020-07-17T00:00:00',PickListV2_id='PickListExample',externalCode='NEWVALUE1')"     },     "status": "A",     "label_en_US": "New Label"   }   ] }</pre>

### Response

#### Sample Code

```
{
  "d": [
    {
      "key": "PickListV2/
effectiveStartDate=2020-07-17T00:00:00.000-04:00,PickListV2/id=PickListExample",
      "status": "OK",
      "editStatus": "UPSERTED",
      "message": null,
      "index": 0,
      "httpCode": 200,
      "inlineResults": null
    }
  ]
}
```

Only the label of picklist value "NEWVALUE1" is updated.

## Related Information

[Upsert](#)

[Edit Parameter: purgeType](#)

### 6.5.3.2.3 Updating Picklist Values Using Merge

You can use the merge operation to incrementally update a property without providing all required properties in the payload.

We use `PickListValueV2` as the example of a composite child entity and show you how to update picklist values using merge.

#### Request

Operation	Merge
HTTP Method	POST
URI	<code>https://&lt;API-server&gt;/odata/v2/ PickListValueV2(PickListV2_effectiveStartDate=datetime'2020-07-17T00:00:00',PickListV2_id='ExamplePicklist',externalCode='OldValue')</code>
Headers	<code>x-http-method: MERGE</code>
Payload	<pre>{   "externalCode": "NewValue" }</pre>

#### Response

A successful operation returns status 200 OK with no payload.

#### Related Information

[Merge](#)

### 6.5.3.2.4 Replacing Picklist Using Replace

You can use the replace operation to update an existing record with the fields specified in the request payload and resets all other fields to their default value. Unlike the merge operation, you must provide all required fields in the request payload.

We use `PickListV2` as an example to show you how to replace an old picklist with a new one. The example picklist had an old name and its display order was numeric.

#### Request

Operation	Replace
-----------	---------



HTTP Method	PUT
URI	<code>https://&lt;API-server&gt;/odata/v2/ PickListV2(effectiveStartDate=datetime'2020-07-17T00:00:00' ,id='OldID')</code>
Payload	<pre>{   "id": "NewID",   "status": "A" }</pre>

## Response

A successful operation returns status 200 OK with no payload. In the updated version, the example picklist has no name and its display order is reset to the default value that is alphabetic.

## Related Information

[Replace](#)

### 6.5.3.2.5 Deleting Picklist or Picklist Value

You can use the delete operation to delete an entry by passing the key predicate in the request URI.

We use `PickListV2` and `PickListValueV2` as examples to show you how to delete an entry.

#### Request

Deleting a Picklist

Operation	Delete
HTTP Method	DELETE
URI	<code>https://&lt;API-server&gt;/odata/v2/ PickListV2(effectiveStartDate=datetime'2020-07-17T00:00:00' ,id='ExamplePicklist')</code>

Deleting a Picklist Value

Operation	Delete
HTTP Method	DELETE
URI	<code>https://&lt;API-server&gt;/odata/v2/ PickListValueV2(PickListV2_effectiveStartDate=datetime'2020-07-17T00:00:00',PickListV2_id='ExamplePicklist',externalCode='ExampleValue')</code>

## Response

A successful delete operation returns status 200 OK with no response payload. The picklist and picklist value specified in the URI are deleted from the system.

## 6.5.3.2.6 Creating Links for MDF Entities

You can use the `$links` option to create links for MDF entities.

### Rules for Creating Links for MDF Entities

The following rules apply when you create links between MDF entities (including MDF Foundation Objects):

- You can't create links for MDF Generic Objects with composite type associations.
- A new link is always inserted for a 1:n association. If the same link already exists, the POST operation returns `204 No Content` without data change.
- For 1:1 relationship, if a link already exists, the POST operation fails.

### Adding a Parent Picklist Using Links

We use `PickListV2` as the example to show you how to create links for MDF entities. You can't create a new picklist value by using the `$links` option because the association between `PickListV2` and `PickListValueV2` is composite.

#### Request

HTTP Method	POST
URI	<code>https://&lt;API-server&gt;/odata/v2/ PickListV2(effectiveStartDate=datetime'2020-07-17T00:00:00' ,id='ChildPicklist')/\$links/parentPickListNav</code>
Payload	<div style="border: 1px solid #ccc; padding: 10px;"><p>↔ Sample Code</p><pre>{    "uri": "PickListV2(effectiveStartDate=datetime'2020-07-10T00:00:00',id='ParentPickList')" }</pre></div>

#### Response

A successful operation returns status 204 (No Content) with no payload. In the updated version, the child picklist is assigned with a parent picklist.

## Related Information

[Working with Links](#)

### 6.5.3.2.7 Updating Parent Picklist Value Using Links

You can use the `$links` option to update links of noncomposite associations.

We use `PickListValueV2` as the example and updates the parent picklist value.

#### Note

You can't update picklist values of a picklist using the `$links` option because the association type between `PickListV2` and `PickListValueV2` is composite.

#### Request

HTTP Method	PUT
URI	<code>https://&lt;API-server&gt;/odata/v2/ PickListValueV2(PickListV2_effectiveStartDate=datetime'2020-07-17T00:00:00',PickListV2_id='ChildPicklist',externalCode='ExampleValue')/\$links/ parentPickListValueNav(PickListV2_effectiveStartDate=datetime'2020-07-10T00:00:00',PickListV2_id='ParentPicklist',externalCode='OldValue')</code>
Payload	<div><p>Sample Code</p><pre>{    "uri": "PickListV2(PickListV2_effectiveStartDate=datetime'2020-07-10T00:00:00',PickListV2_id='ParentPicklist',externalCode='NewValue')" }</pre></div>

#### Response

A successful operation returns status 204 (No Content) with no payload. In the updated version, the value of the child picklist is assigned with a new value from the parent picklist.

## Related Information

[Working with Links](#)

## 6.5.3.2.8 Linking Attachments to an MDF Entity

How to link an attachment to an MDF OData API entity.

### Context

The attachment navigation property in an MDF entity doesn't allow you to inline edit attachments. To link an attachment to an MDF entity, you first create the attachment object with the [Attachment](#) entity, and then link this object to the MDF entity.

#### ⓘ Note

You're not allowed to add the same attachment ID to multiple objects. If you want to link the same attachment to another object, upload it again to create a new attachment ID.

### Procedure

1. Create an attachment object with the [Attachment](#) entity.

Sample Request:

Operation	Upsert
HTTP Method	POST
URI	<code>https://&lt;API-Server&gt;/odata/v2/upsert</code>

Payload

```
{
  "__metadata": {
    "uri": "Attachment"
  },
  "fileName": "Resume.pdf",
  "module": "RECRUITING",
  "userId": "cgrant",
  "viewable": true,
  "fileContent":
  "PHA+VGhp...KSHlsHcq9JS"
}
```

Sample Response:

```
{
  "d": [
    {
      "key": "Attachment/attachmentId=499",
      "status": "OK",
      "editStatus": "UPSERTED",
      "message": "Upserted successfully",
      "index": 0,
      "httpCode": 200,
    }
  ]
}
```

```

    "inlineResults": null
  }
]
}

```

2. Create a new entry or update an existing entry for the MDF entity with the new attachment created in the previous step.

Sample Request:

Operation	Upsert
HTTP Method	POST
URI	<code>https://&lt;API-Server&gt;/odata/v2/upsert</code>
Payload	<pre> {   "__metadata": {     "uri": "cust_TestMDFObject"   },   "externalCode": "test entry 01",   "effectiveStartDate": "/Date(1565222400000)/",   "externalName": "Test MDF Entry 01",   "cust_attachmentNav": {     "__metadata": {       "uri": "Attachment(499L)"     }   } } </pre>

### 6.5.3.2.9 Creating Self-Referenced Record Using Upsert

You can use the `upsert` operation to create a self-referenced record for custom entities whose effective dating type isn't MCPD.

#### Example Entity

We use `cust_EntityP` as the example entity.

- `cust_EntityP` is a custom entity.
- `cust_EntityP` has a *Generic Object* field `cust_goNav` and the *Valid Value Source* is `cust_EntityP` itself.
- The effective dating type of `cust_EntityP` isn't MCPD.

## Request

Operation	Upsert
HTTP Method	POST
URI	https://<API-server>/odata/v2/upsert
Payload	<pre>{   "__metadata": {     "uri":     "cust_EntityP(effectiveStartDate=datetime'2020-07-17T00:00:00',externalCode='ValueA')"   },   "cust_goNav": {     "__metadata": {       "uri":       "cust_EntityP(effectiveStartDate=datetime'2020-07-17T00:00:00',externalCode='ValueA')"     },     "externalCode": "ValueA"   } }</pre>

## Response

### Sample Code

```
{
  "d": [
    {
      "key": "cust_EntityP/
effectiveStartDate=2020-07-17T00:00:00Z,cust_EntityP/externalCode=ValueA",
      "status": "OK",
      "editStatus": "UPSERTED",
      "message": null,
      "index": 0,
      "statusCode": 200,
      "inlineResults": null
    }
  ]
}
```

## Wrong Method to Create Self-Referenced Record Using Insert

You can't create self-referenced record using insert.

## Request

Operation	Insert
HTTP Method	POST
URI	https://<API-server>/odata/v2/cust_EntityP
Payload	<pre>{   "__metadata": {     "uri":     "cust_EntityP(effectiveStartDate=datetime'2020-07-17T00:00:00',externalCode='ValueA')"   },   "cust_goNav": {     "__metadata": {       "uri":       "cust_EntityP(effectiveStartDate=datetime'2020-07-17T00:00:00',externalCode='ValueA')"     },     "externalCode": "ValueA"   } }</pre>

## Response

### Sample Code

```
{
  "error": {
    "code": "COE_GENERAL_BAD_REQUEST",
    "message": {
      "lang": "en-US",
      "value": "[COE0018]Record '(effectiveStartDate=2020-07-17, externalCode=ValueA)' of type 'cust_EntityP' already exists."
    }
  }
}
```

## 6.5.3.2.10 Upsert Self-Referenced Entity with Different Field Value in Payload

Refer to the sample operation for how the system handles different values of the self-referenced field in payload.

## Example Entity

We use `cust_EntityP` as the example entity.

- `cust_EntityP` is a custom entity.
- `cust_EntityP` has a *Generic Object* field `cust_goNav` and the *Valid Value Source* is `cust_EntityP` itself.
- The effective dating type of `cust_EntityP` isn't MCPD.

## Request

Operation	Upsert
HTTP Method	POST
URI	https://<API-server>/odata/v2/upsert
Payload	<pre>{   "__metadata": {     "uri":     "cust_EntityP(effectiveStartDate=datetime'2020-07-17T00:00:00',externalCode='ValueA')"   },   "name": "A",   "cust_goNav": {     "__metadata": {       "uri":       "cust_EntityP(effectiveStartDate=datetime'2020-07-17T00:00:00',externalCode='ValueA')"     },     "name": "B"   } }</pre>

## Response

The *name* of cust\_EntityP's record **ValueA** is updated as **A**.

### Sample Code

```
{
  "d": [
    {
      "key": "cust_EntityP/
effectiveStartDate=2020-07-17T00:00:00Z,cust_EntityP/externalCode=ValueA",
      "status": "OK",
      "editStatus": "UPSERTED",
      "message": null,
      "index": 0,
      "httpCode": 200,
      "inlineResults": null
    }
  ]
}
```



## 6.5.3.2.11 Upsert Handling Different Field Values in Payload

Refer to the sample operation for how the system handles different values of the same *Generic Object* field in payload.

### Example Entity

We use `cust_EntityP` as the example entity.

- `cust_EntityP` is a custom entity.
- `cust_EntityP` has a *Generic Object* field `cust_goNav` and the *Valid Value Source* is `cust_EntityC`.
- The effective dating type of both `cust_EntityP` and `cust_EntityC` isn't MCPD.

### Request

Operation	Upsert
HTTP Method	POST
URI	<code>https://&lt;API-server&gt;/odata/v2/upsert</code>

Payload

```
[
  {
    "__metadata": {
      "uri":
      "cust_EntityP(effectiveStartDate=datetime'2020-07-17T00:00:00',externalCode='ValueA')"
    },
    "cust_goNav": {
      "__metadata": {
        "uri":
        "cust_EntityC(effectiveStartDate=datetime'2020-07-17T00:00:00',externalCode='ValueB')"
      },
      "name": "Name A"
    }
  },
  {
    "__metadata": {
      "uri":
      "cust_EntityP(effectiveStartDate=datetime'2020-07-17T00:00:00',externalCode='ValueA')"
    },
    "cust_goNav": {
      "__metadata": {
        "uri":
        "cust_EntityC(effectiveStartDate=datetime'2020-07-17T00:00:00',externalCode='ValueB')"
      },
      "name": "Name B"
    }
  }
]
```

## Response

The *name* of cust\_EntityC's record **ValueB** is updated as **Name B**.

### Sample Code

```
{
  "d": [
    {
      "key": "cust_EntityP/
effectiveStartDate=2020-07-17T00:00:00Z,cust_EntityP/externalCode=ValueA",
      "status": "OK",
      "editStatus": "UPSERTED",
      "message": null,
      "index": 0,
      "httpCode": 200,
      "inlineResults": null
    },
    {
      "key": "cust_EntityP/
effectiveStartDate=2020-07-17T00:00:00.000Z,cust_EntityP/externalCode=ValueA",
      "status": "OK",
      "editStatus": "UPSERTED",
      "message": null,
      "index": 1,
      "httpCode": 200,
      "inlineResults": null
    }
  ]
}
```

```
}  
  ]  
}
```

# 7 API Center

Describes the features of the API Center and required permissions .

The API center is a one-stop shop for accessing OData API tools. You'll find the API Center in the Admin Center. If you can't see it there, check that you have the permission for at least one of the tools hosted on the API Center. For more information, see [Permissions for API Center \[page 196\]](#).

## Note

Users can only access tools for which they have permission. Otherwise the tools are displayed but they are greyed out.

## Related Information

[Enabling API Audit Logs \[page 199\]](#)

[Creating and Editing Users Using an API Option Profile \[page 434\]](#)

[OData API Data Dictionary \[page 197\]](#)

[Restricting OData API Access through Basic Authentication \[page 14\]](#)

[OData API Metadata Management \[page 203\]](#)

[Permissions for API Center \[page 196\]](#)

[SFAPI Metering Details \[page 204\]](#)

## 7.1 Permissions for API Center

A list of role-based permissions required to access *API Center* tools.

The following role-based permissions are available under [Administrator Permissions](#) > [Manage Integration Tools](#) for *API Center* tools:

Permission	Description
Access to SFAPI Audit Log	Access the SFAPI Audit Log.  <b>Caution</b> This permission allows user to view data sent in every SFAPI call. The data could be sensitive.

Permission	Description
Access to SFAPI Metering Details	Access the SFAPI Metering Details to see SFAPI usage statistics
Access to SFAPI Data Dictionary	Access SFAPI Data Dictionary.
Manage OAuth2 Client Applications	Manage OAuth2 client applications
Access to OData API Audit Log	Access to the OData API audit log tool
Manage OData API Basic Authentication	Manage OData API Basic Authentication settings
Access to OData API Version Control	Check the current OData API version and switch versions
Access to API Center	Access to <a href="#">API Center</a>
Access to API Option Profile	Access the API option profile tool to manage processing parameters for the User entity.
Access to OData API Metadata Refresh and Export	Access the OData API Metadata Refresh and Export tool.
Access to OData API Data Dictionary	Access the OData API Data Dictionary tool.

## 7.2 Data Dictionary

### 7.2.1 OData API Data Dictionary

The OData API Data Dictionary is a UI-based tool to view OData metadata for entities, function imports, and complex types.

#### ⚠ Caution

The OData API Data Dictionary only lists the APIs that are enabled in your company. Internal APIs, beta APIs, and APIs belonging to products that aren't enabled for your company can't be found here. To query the metadata of beta APIs, see the Metadata section.

#### Permission

You have the [Manage Integration Tools](#) > [Access to OData API Dictionary](#) permission.

#### 📌 Note

To optimize performance, you can request to activate the Provisioning switch [Enable OData API Dictionary Cache](#) under [Web Services](#).

## → Remember

As a customer, you don't have access to Provisioning. To complete tasks in Provisioning, contact your implementation partner or Account Executive. For any non-implementation tasks, contact Product Support.

## Features

In the OData API data dictionary, you can use *Search All*, or narrow your search to *Entity*, *Complex Type*, or *Function Import*.

Using the search filters *Entity*, *Complex Type*, or *Function Import* also lets you narrow your search by *Tag*, for example EC - Payment Information . This then ensures that under *Name*, you only see the entities available for this tag.

Information is displayed in a tabular form. A horizontal and vertical scroll bar are available to make viewing easier. The following columns are available and can be sorted alphabetically in ascending or descending order:

- *Property Name*  
In addition to sorting alphabetically, you can also filter by a defined term.
- *Property Label*
- *Type*

These columns are fixed. However, the following columns can be arranged to meet your requirements:

- *sap.picklist*
- *Business Key*
- *Nullable*
- *sap: required*
- *sap: creatable*
- *sap: updatable*
- *sap: upsertable*
- *sap: visible*
- *sap: sortable*
- *sap: filterable*
- *sap: semantics*
- *sap: display-format*
- *sap: aggregation role*
- *DefaultValue*
- *MaxLength*
- *Precision*
- *Scale*
- *sap: inlineRequired*
- *Navigation Target*

## 7.2.2 Legacy SFAPI Data Dictionary

Lists all available SFAPI entities and the fields in each entity.

You can use the [Legacy SFAPI Data Dictionary](#) tool to look up SFAPI entities, supported operations, and field properties.

### Note

In Admin Center, the tool is called [SFAPI Data Dictionary](#), but in API Center, it is called [Legacy SFAPI Data Dictionary](#).

To access the dictionary, you must have the [Admin Access to SFAPI Data Dictionary](#) permission under [Manage Integration Tools](#) available in both user-based and role-based permission systems.

The SFAPI Data Dictionary lists all available SFAPI entities in your company. You can expand any entity to see the supported operations, field names, and detailed attributes for each field in a table. The following attributes are available for an SFAPI entity:

- [Name](#)
- [Data Type](#)
- [Label](#)
- [Max Length](#)
- [Picklist ID](#)
- [Required](#)
- [Insertable](#)
- [Upsertable](#)
- [Updateable](#)
- [Selectable](#)
- [Filterable](#)
- [Sortable](#)
- [Sensitive](#)
- [Supported Operators](#)
- [Enumerations](#)

## 7.3 Enabling API Audit Logs

Enable API audit logs in [API Center](#) so you can view and download API transaction history for troubleshooting API issues.

### Prerequisites

You have the following permissions:

- [Manage Integration Tools](#) > [Access to API Center](#) >
- [Manage Integration Tools](#) > [Access to OData API Audit Log](#) > for viewing OData API audit logs.
- [Manage Integration Tools](#) > [Access to SFAPI Audit Log](#) > permission for viewing SFAPI audit logs.

### Note

The audit log can contain sensitive data. Make sure that the access to API audit logs is given only to trusted users. As a safety strategy, grant permission to developers only when necessary for development and debugging purposes, and then remove access when the tasks are finished. Note that removing a user's access to the audit log doesn't remove the data from the server.

## Context

API Audit logs include API request and response information, including payloads. This information help developers diagnose issues happened during an API call.

### Note

The maximum retention period for audit logs is 90 days.

## When are audit logs purged?

The following limits apply to both OData and SFAPI audit logs:

- A default maximum log count for each company. The number varies from 10,000 to 500,000 depending on the Provisioning settings.

### → Remember

As a customer, you don't have access to Provisioning. To complete tasks in Provisioning, contact your implementation partner or Account Executive. For any non-implementation tasks, contact Product Support.

- A default retention time of 90 days.

When either limit is reached, older audit log entries will be purged.

Additionally, audit data in preview instances is subject to the retention time defined in Auto Data Purge. For more information, see the Related Information section.

## What information is logged?

Depending on the operation type and status, the information kept in the audit log varies. The following tables show what information is logged in SFAPI and OData API audit logs:

OData Audit Log

Condition		Result (Y = Logged, N = Not Logged)			
Operation Type	Operation Status	Request Header	Request Payload	Response Header	Response Payload
Query	Success	Y	N	Y	N



Condition		Result (Y = Logged, N = Not Logged)			
Operation Type	Operation Status	Request Header	Request Payload	Response Header	Response Payload
	Failure	Y	N	Y	N
Edit	Success	Y	N	Y	N
	Failure	Y	Y	Y	Y
	Including partial failure in \$batch and upsert				

#### Legacy SFAPI Audit Log

Condition		Result (Y = Logged, N = Not Logged)			
Operation Type	Operation Status	Request Header	Request Payload	Response Header	Response Payload
Query	Success	Y	N	Y	N
	Failure	Y	N	Y	N
Edit	Success	Y	Y	Y	Y
	Failure	Y	Y	Y	Y

## Procedure

- Go to [Admin Center](#) > [API Center](#) > [Audit Log Settings](#) and turn on audit logs for SFAPI or OData API using the following options:

Option	Description
OData API Audit Log	Switch it on if you want to enable audit log for OData API.
Enable Payloads in OData API Audit Log for Edit Errors	Enable this option if you want to log request and response payloads for failed edit operations of OData API.
Enable All Payloads	If you choose this option, all payloads of query and edit operations for OData API are logged for the next 4 hours, regardless of whether it's successful or not.
SFAPI Audit Log	Switch it on if you want to enable audit log for SFAPI.

Option	Description
Enable Payloads in SFAPI Audit Log for Edit Operations	Enable this option if you want to log request and response payloads for all edit operations for SFAPI.
Enable Payloads in SFAPI Audit Log for Edit Operations	If you choose this option, all payloads of query and edit operations of SFAPI are logged for the next 4 hours, regardless of whether it's successful or not.

Audit log is enabled for SFAPI or OData API.

- Go to **Admin Center** > **API Center** and choose one of the following tools:
  - OData API Audit Log**: View OData API transaction history and payloads.
  - Legacy SFAPI Audit Log**: View SFAPI transaction history and payloads.
- On the audit log screen, use the filter section to filter or search for the transaction history. For each log, you can see the following information:
  - Log ID** (filterable, text only)
  - Login ID** (filterable, text only)
  - Session ID**
  - Request ID**
  - Status**
  - OData API Call**
  - Entity**
  - Request Time**
  - Responses (ms)** (filterable)  
The response filter supports the following operations:
    - Equal to (=)
    - Greater than (>)
    - Less than (<)
    - Greater than or equal to (>=)
    - Less than or equal to (<=)
    - Not equal to (!=)
    - Range (...). Example: filter 100..200 means >=100 and <=200.
  - HTTP Message** (downloadable audit log detail with header and payload information)
- On the **HTTP Message** column, choose .... to display log details.

The detail screen contains request and response header information, and payload information if it's enabled. Switch tabs to view detailed information.

Request header:

```
GET https://<API-Server>/odata/v2/checkUserPermission?
%24format=json&accessUserId=%27extuser133%27&company=<CompanyID>&permLongValue=-1
L&permStringValue=%27cubetree_access%27&permType=%27cubetree%27
ip address: <Server IP>
host: <API-Server>
```

```
x-forwarded-for: <Server IP>
x-forwarded-port: 9003
x-forwarded-proto: http
authorization: Bearer *****
accept-encoding: gzip;q=1.0,deflate;q=0.6,identity;q=0.3
accept: */*
user-agent: Ruby
x-forwarded-host: <API-Server>
```

Response header:

```
X-Event-ID: EVENT-UNKNOWN-UNKNOWN-or3areboh40s-20200330013237-191176
CorrelationId: 2febeba5-963d-4f5e-b0b4-1ef2b3566878
Content-Type: application/json;charset=utf-8
DataServiceVersion: 1.0
Vary: Accept-Encoding
Content-Encoding: gzip
SFODataServerTimeZone: America/New_York
Status: 200
```

5. (Optional) Choose [Download](#) on each tab to download the log.

## Related Information

[Impacts of Auto Data Purge](#)

## 7.4 OData API Metadata Management

You can use the OData API Metadata Management tool to refresh metadata cache and export OData API metadata.

To view OData API Metadata Refresh and Export, select the [OData API Metadata Management](#) link in *API Center*. You will see two buttons:

- [Refresh](#)
- [Export](#)

Refresh and Export operations are described below:

Operation	Description
Refresh	Refreshes the metadata cache. The updated metadata is re-generated, and saved into the cache and is available for future operations such as export.
Export	Exports and downloads the metadata. The default export file name is <code>CompanyName-Metadate.xml</code>

In most cases, refresh is automatic, for example when an admin changes or creates an object definition in the Extension Center or in the Configure Object Definition page or when an Admin enables/disables a feature in the Upgrade Center leading to a change that requires a refresh of OData metadata.

Use the Refresh option whenever entities or fields are not reflecting the latest changes made to them.

## 📌 Note

A manual refresh is always required when a user with Provisioning access chooses to enable/disable a product feature or change the language packs via Provisioning leading to a corresponding OData API change. In this case, the change will only be effective after a manual refresh.

## → Remember

As a customer, you don't have access to Provisioning. To complete tasks in Provisioning, contact your implementation partner or Account Executive. For any non-implementation tasks, contact Product Support.

## 7.5 SFAPI Metering Details

The SFAPI Metering Details tool gives you analytics on your API usage up to the last 30 days. You can use this page to see API call history analytics like how many times the API was called, or what was the total record counts accessed in your system.

Select one of the following dimensions (views) from the drop-down list to display the API call history:

- Call Count
- Processing Time (Avg)
- Processing Time (Total)
- Bandwidth (Avg)
- Bandwidth (Total)
- Bandwidth (Request Avg)
- Bandwidth (Request Total)
- Bandwidth (Response Avg)
- Bandwidth (Response Total)
- Record Count (Avg)
- Record Count (Total)
- Record Count (Request Avg)
- Record Count (Request Total)
- Record Count (Response Avg)
- Record Count (Response Total)

You can choose to display the API call history in the following time periods:

- 6 hours
- 12 hours
- 24 hours
- 2 days
- 4 days
- 7 days
- 15 days

- 30 days

# 8 Errors, Timeouts, and Access Limits

This section contains information about OData v2 errors, timeouts, and access limits.

## [Common Errors \(COE\) \[page 206\]](#)

A list of common errors thrown by the OData v2 API framework.

## [Logon Errors \(LGN\) \[page 210\]](#)

A list of API authentication and authorization errors.

## [OAuth 2.0 Errors \[page 214\]](#)

A list of error codes and messages related to OAuth 2.0.

## [Timeouts \[page 218\]](#)

Understand the timeout scenarios during API calls and learn how to handle timeouts.

## [Access Limits \[page 219\]](#)

Find out the access limits of OData v2 APIs in SAP SuccessFactors HCM suite.

## 8.1 Common Errors (COE)

A list of common errors thrown by the OData v2 API framework.

HTTP Code	Error Code	Error Message Example	Solutions
N/A	COE0001 COE0002	Error messages related to missing permissions.	Assign the corresponding permissions.
400 404	COE0003	Bad property expression.	N/A
400	COE0005	The given value <a> for property <b> is invalid. <c>. Please check the property in <a href="#">Admin Center</a> > <a href="#">OData API Data Dictionary</a> .	<ul style="list-style-type: none"><li>Check entity's property attribute in <a href="#">OData API Data Dictionary</a>.</li><li>Check the entity metadata and for the property attribute.</li></ul>
400	COE0007	Entity or function name <a> is not found. <b>	<ul style="list-style-type: none"><li>Check spellings.</li><li>Check if a navigation is missing and add it in object definition.</li><li>If there's a recent change in object definition in the data model, refresh the OData metadata.</li></ul>
400	COE0008	Invalid function import name: <a>. Please check the name in <a href="#">Admin Center</a> > <a href="#">OData API Data Dictionary</a> .	Enter the correct function name.
400	COE0009	Entity {0} is not insertable.	Do not insert records to this entity.

HTTP Code	Error Code	Error Message Example	Solutions
400	COE0010	Entity {0} is not updatable.	Do not update records of this entity.
400	COE0011	Entity {0} is not upsertable.	Do not upsert records of this entity.
400	COE0012	Entity {0} is not deletable.	Do not delete records of this entity.
400	COE0013	Entity {0} is not replaceable.	Do not replace records of this entity.
400	COE0014	Links {0} is not insertable.	Do not insert links.
400	COE0015	Links {0} is not updatable.	Do not update links.
400	COE0016	Links {0} is not upsertable.	Do not upsert links.
400	COE0017	Links {0} is not deletable.	Do not delete links.
400	COE0018	Bad request.	<ul style="list-style-type: none"> <li>If it is a GET request, make sure the field names are correct and the navigation is properly formed.</li> <li>If it is a POST request, make sure the mandatory fields present in the request payload and verify the format in which the request is being sent.</li> </ul>
400	COE0021	Invalid property names: {0}. Please check the property name in <a href="#">Admin Center</a> > <a href="#">OData API Data Dictionary</a> or entity metadata.	Enter a correct property name.
400	COE0022	Properties {0} are not accessible. Please check the property name in <a href="#">Admin Center</a> > <a href="#">OData API Data Dictionary</a> or the entity metadata.	Do not query inaccessible properties.
400	COE0023	Property {0} is not visible. Please check the visibility setting of the property in <a href="#">Admin Center</a> > <a href="#">OData API Data Dictionary</a> or the entity metadata.	Do not query invisible properties.
400	COE0024	Unsupported entity set category: <a>. Only public, restricted, internal, and beta categories are supported.	Query only supported categories.
400	COE0025	Unsupported feature: <detail error message>	<ul style="list-style-type: none"> <li>Check if the operation which is being carried on the entity is supported by the entity in the data dictionary.</li> <li>Check if navigation is expanded without the base entity.</li> <li>Check if you're expanding the wfRequestNav property of an MDF entity that does not have workflow enabled. If workflow is not enabled, you're not allowed to expand wfRequestNav.</li> </ul>
400	COE0026	Unsupported locale: <a>. For a list of supported languages and locales, please visit <a href="#">2269945</a>	Use a supported locale.

HTTP Code	Error Code	Error Message Example	Solutions
400	COE0027	Please add required properties in payload. <a>. You can check which properties are required for an entity in <a href="#">Admin Center</a> > <a href="#">OData API Data Dictionary</a> or the entity metadata.	Check the dictionary and add required properties in the payload.
400 404	COE0028	Record for entity <a> with key <b> does not exist. Please check the key value.	Change key value.
400	COE0029	A record for entity <a> with key <b> already exists. Please use another key.	Change key value.
400	COE0030 COE0031 COE0032	<Message text from another module>. Please check the property setting in <a href="#">Admin Center</a> > <a href="#">OData API Data Dictionary</a> or the entity metadata.	Check the OData API Data Dictionary or entity metadata.
400	COE0033	Maximum length limit exceeded for field <a>: actual length: <b>; maximum length: <c>.	Reduce the length of the field value.
	COE0034	Property <a> is not inline-required. Please check the sap:inlineRequired setting of the property in <a href="#">Admin Center</a> > <a href="#">OData API Data Dictionary</a> or the entity metadata.	Check the OData API Data Dictionary or entity metadata.
	COE0035	Unable to parse option roleNames {0}. Please verify the format.	Verify the format of customOption roleNames.
400	COE0037	Entity <a> is not editable. Please check the entity setting in <a href="#">Admin Center</a> > <a href="#">OData API Data Dictionary</a> or the entity metadata.	Do not edit records for the entity.
	COE0038	Invalid service alias name: {0}. Please contract your system administrator to check the service alias name.	Use the correct alias name. For now, we only have three service aliases: _CPMEntityService, _FeatureProvisioningService, and _TodoEntryV2Service.
	COE0039	<Message text from another module>	Do not use service aliases along with entity/function/complexType.
503	COE0040	<Message text from another module>	Dependent on modules.
400	COE0041	The given value <a> for parameter <b> is invalid. Please check the value type in <a href="#">Admin Center</a> > <a href="#">OData API Data Dictionary</a> and use the correct value in API request.	Enter the correct parameter value.



HTTP Code	Error Code	Error Message Example	Solutions
400	COE0042	Parameter {0} is missing. Please check required parameters in <a href="#">Admin Center</a> > <a href="#">OData API Data Dictionary</a> and add the required parameters in API request.	Add the required parameter and value.
454	COE0044	Expand size {0} exceeds the limit {1}.	Reduce \$expand size.
454	COE0046	Expand depth {0} of {1} exceeds the limit {2}.	Reduce \$expand depth.
400	COE0048	Property <a> is missing in function import payload. Please add required parameters in payload.	Add the missing property and its value to the payload.
400	COE0049	Value <a> for property <b> in function import payload is invalid. Please correct the value in payload.	Enter the correct value for the property.
500	COE0050	The query has exceeded the <n>-minute timeout limit.	Retry.
503	COE0051	The server has run out of resource. Please retry after <n> minutes.	Retry.
454	COE0052	Expand limit of <n> records was exceeded. Please decrease the number of records to expand or use filters to narrow down the result.	Reduce the expand size.
	COE0053	Invalid service group name: <a>. Please contract your system administrator to check the service group name.	Enter a valid service group.

Parent topic: [Errors, Timeouts, and Access Limits \[page 206\]](#)

## Related Information

[Logon Errors \(LGN\) \[page 210\]](#)

[OAuth 2.0 Errors \[page 214\]](#)

[Timeouts \[page 218\]](#)

[Access Limits \[page 219\]](#)

## 8.2 Logon Errors (LGN)

A list of API authentication and authorization errors.

HTTP Code	Error Code	Error String	Error Message	Solution
400 404	LGN0 001	CATE- GORY _DE- NIED	<p>Internal: Invalid endpoint odata/v2/internal. You aren't allowed to access the internal category with an external request.</p> <p>Test: Invalid endpoint odata/v2/test. The test category is not enabled in the production environment.</p> <p>Beta: Invalid endpoint odata/v2/beta. The beta category is not enabled. Please contact your system administrator to enable the OData API Public Beta Category.</p>	<p>You're trying to access an OData API category that's not available in your instance.</p> <ul style="list-style-type: none"> <li>If it's an internal category, you have no access to it.</li> <li>If it's a test category, you can only access it in a test instance.</li> <li>If it's a beta category, contact your system administrator and find out whether you have the access.</li> </ul>
403	LGN0 002	ODAT A_AD- MIN_P ERM_ RE- QUIRE D	<p>Authentication failed. You do not have the admin permission to access OData API. Please check the permission setting for your role at <a href="#">► Manage Integration Tools ► Allow Admin to Access OData API through Basic Authentication ►</a>.</p>	Assign the corresponding permission in RBP.
401	LGN0 003	CRE- DEN- TIALS _MISS ING	Authentication credentials are required. Please provide a valid username, password, and company ID.	Provide your credentials ( <code>&lt;username&gt;@&lt;companyID&gt;:&lt;password&gt;</code> ) and encode them using Base64 format.
401	LGN0 004	AU- THEN- TICA- TION_ DE- NIED	You are not allowed to access OData APIs using Basic Auth or OAuth on a non-API server. To do this, you need to switch to the corresponding API server. For a list of available servers, visit <a href="#">About SAP SuccessFactors OData APIs (V2) [page 7]</a> .	Choose the right API server.
400	LGN0 005	OAUT H_TO- KEN_ FOR- MAT_ NVALI D	Wrong token format. Please check your token for OAuth authentication.	Follow the steps in <a href="#">Authentication Using OAuth 2.0 [page 17]</a> to generate a new OAuth token.

HTTP Code	Error Code	Error String	Error Message	Solution
401	LGN0006	IN-TER-NAL_TOKEN_EXPIRED	Token {0} has expired. Please log in again or perform a getToken operation to refresh your access token.	Follow the steps in <a href="#">Authentication Using OAuth 2.0 [page 17]</a> to generate a new OAuth token.
401 403	LGN0007	TO-KEN_INVALID	Invalid OAuth token {0}. Please check the token value.	Follow the steps in <a href="#">Authentication Using OAuth 2.0 [page 17]</a> to validate your token or generate a new OAuth token if needed.
401	LGN0008	COMPANY_NOT_FOUND	Company {0} not found. Make sure you have entered the correct company ID. Please note that the company ID is case-sensitive .	Enter the correct company ID.
401	LGN0009	ODATA_API_FEATURE_NOT_ENABLED	OData API is not enabled for this company. Please contact SAP support to enable the feature.	Contact Product Support to enable OData API for your company.
401	LGN0010	BASIC_AUTHORIZATION_IP_DISABLED	Basic Authentication is disabled for company <companyID> or your IP <IP address> is not authorized to access OData API. To enable Basic Authentication, grant the permission to your role at <a href="#">Manage Integration Tools &gt; Manage OData API Basic Authentication</a> . To authorize your IP address for OData API access, go to <a href="#">API Center &gt; OData API IP Whitelisting</a> .	Assign the corresponding permission and add your IP address to the allowlist.
401	LGN0011	COMPANY_EXPIRED	Authentication failed. You have provided an expired company (status code = <code>). Please contact your system administrator to reset the expiry date.	Contact Product Support.
	LGN0012	COMPANY_INACTIVE	Authentication failed. You have provided an inactive company (status code = <code>). Please contact your system administrator to re-activate the company.	Contact your system administrator to re-activate the company.

HTTP Code	Error Code	Error String	Error Message	Solution
401	LGN0013	IP_INVALID	Authentication failed. We have prevented an attempted login from unauthorized IP: <IP address> to company ID: <companyID> with username: <username> (status code = <code>). To authorize the login, add an exception in <a href="#">Admin Center &gt; Company Settings &gt; Password &amp; Login Policy Settings &gt; Set API Login Exceptions</a> . For more information, visit <a href="#">Restricting API Access by IP Addresses or IP Address Ranges [page 14]</a> .	Add an exception as instructed.
401	LGN0014	ACCOUNT_LOCKED	Authentication failed. The user account is locked (status code = <code>). Please contact your system administrator to unlock your account.	Unlock the user.
401	LGN0015	CREDENTIALS_INVALID	Authentication failed. You have entered an incorrect username or password (status code = <code>).	Enter the correct username and password.
401	LGN0016	USER_NO_LOGIN_PERMISSION	Authentication failed. The user has no login permission (status code = <code>). Please check if the following permissions are granted: <ul style="list-style-type: none"> <li><a href="#">General User Permission &gt; User Login</a></li> <li>For SFAPI: <a href="#">General User Permission &gt; SFAPI User Login</a></li> <li>For OData API: <a href="#">Manage Integration Tools &gt; Allow Admin to Access OData API through Basic Authentication</a></li> </ul>	Check permission and contact your system administrator to enable permission. If the user is locked, go to <a href="#">Admin Center &gt; Reset User Account</a> .
401	LGN0017	USER_NEEDS_VALIDATION	Authentication failed. Please validate your user account (status code = {0}).	Check if your user account is valid.
401	LGN0018	PASSWORD_EXPIRED	Authentication failed. The password has expired (status code = <code>). Please log in to SAP SuccessFactors and reset the password, or contact your system administrator.	Reset your password or contact your system administrator..

HTTP Code	Error Code	Error String	Error Message	Solution
401	LGN0020	BA-SIC_ATH_FOR-MAT_I NVALI D	Incorrect format for HTTP Basic Authentication. Please encode your credentials ( <b>&lt;username&gt;@&lt;companyID&gt; : &lt;password&gt;</b> ) using Base64 format. For more information, visit <a href="#">HTTP Basic Authentication (Deprecated) [page 16]</a> .	Enter the credentials in correct format.
400	LGN0023	GACE_FLAG_NOT_OPEN	Person-only is not supported when Global Assignment and Concurrent Employment features are not enabled. Please contact your system administrator to enable the features.	Contact your system administrator to turn on Global Assignment and Concurrent Employment features.
	LGN0024	EC_V2_NOT_OPEN	Employee Central V2 feature is not enabled. Please contact your system administrator to enable this feature.	Contact your system administrator to turn on Employee Central V2 feature.
401	LGN0025	COMPANY_INVALID	Authentication failed. The company ID is invalid (status code = <code>).	Enter a valid company ID.
401	LGN0026	CRE-DENTIALS_INCONSISTENT	Invalid X-CSRF-Token for the session. Please check your token or choose one of the following authentication options: 1) HTTP Basic Authentication 2) Authentication using OAuth 2.0 3) Reuse session. For more information, see <a href="https://help.sap.com/viewer/d599f15995d348a1b45ba5603e2aba9b/latest/en-US/4006ecf7444e4bc4aaa18c2364519126.html">https://help.sap.com/viewer/d599f15995d348a1b45ba5603e2aba9b/latest/en-US/4006ecf7444e4bc4aaa18c2364519126.html</a> .	Check the X-CSRF-Token.
451	LGN0027	GEO_IP_BLOCKED	Module specific message.	Follow the instructions provided in the error message.
401	LGN0028	LOGIN_FAIL_ED_OR_SESSION_INVALID	Login failed or session already invalid. Please contact Product Support.	
401	LGN0029	SESSION_INVALID	The session provided in the request header is invalid. Please check the session or choose one of the following authentication options: 1) HTTP Basic Authentication 2) Authentication using OAuth 2.0 3) Reuse session. For more information, see <a href="https://help.sap.com/viewer/d599f15995d348a1b45ba5603e2aba9b/latest/en-US/4006ecf7444e4bc4aaa18c2364519126.html">https://help.sap.com/viewer/d599f15995d348a1b45ba5603e2aba9b/latest/en-US/4006ecf7444e4bc4aaa18c2364519126.html</a> .	

HTTP Code	Error Code	Error String	Error Message	Solution
401	LGN0030	BA-SIC_ATH_NOT_AL-LOWE	HTTP Basic Authentication (Basic Auth) is no longer supported in OData. Please choose OAuth 2.0 to authenticate users. For more information, see <a href="https://help.sap.com/viewer/d599f15995d348a1b45ba5603e2aba9b/latest/en-US/d9a9545305004187986c866de2b66987.html">https://help.sap.com/viewer/d599f15995d348a1b45ba5603e2aba9b/latest/en-US/d9a9545305004187986c866de2b66987.html</a> .	
401	LGN0031	JWT_GEN-ERA-TION_ER-ROR	Unable to generate the JWT token. Please contact Product Support.	
401	LGN0032	JWT_PARS-E_ER-ROR	Unable to parse the JWT token. Please contact Product Support.	
401	LGN0033	JWT_NVALI-D	Invalid JWT token: token expired or invalid. Please regenerate the JWT token.	

Parent topic: [Errors, Timeouts, and Access Limits \[page 206\]](#)

## Related Information

[Common Errors \(COE\) \[page 206\]](#)

[OAuth 2.0 Errors \[page 214\]](#)

[Timeouts \[page 218\]](#)

[Access Limits \[page 219\]](#)

## 8.3 OAuth 2.0 Errors

A list of error codes and messages related to OAuth 2.0.

HTTP Code	Error String	Error Message	Description
500	OAUTH2_ERROR_INVALID_CLIENT_INFO	Client information contains error.	
500	OAUTH2_ERROR_MISSING_REQUIRED_CLIENT_INFO_FIELD	Missing required field in client information.	

HTTP Code	Error String	Error Message	Description
500	OAUTH2_ERROR_INVALID_CLIENT_INFO_FIELD	Some client information field contains an error.	
500	OAUTH2_ERROR_CLIENT_ALREADY_EXISTS	The client application (API key = "###") already exists.	
500	OAUTH2_ERROR_CLIENT_NOT_EXISTS	The client application (API key = "###") does not exist.	
500	OAUTH2_ERROR_UNABLE_TO_REGISTER_CLIENT	Unable to register client application.	
500	OAUTH2_ERROR_UNABLE_TO_DEREGISTER_CLIENT	Unable to deregister client application.	
500	OAUTH2_ERROR_INVALID_TOKEN_URL	The token URL is invalid.	Make sure that the token URL is in the correct format.
500	OAUTH2_ERROR_INVALID_X509_PRIVATE_KEY	The X.509 private key contains an error.	Check whether the X.509 private key and make sure it's valid.
500	OAUTH2_ERROR_UNABLE_TO_GENERATE_SAML_ASSERTION	Unable to generate SAML assertion.	OAuth server is unable to construct a valid X.509 private key object.
500	OAUTH2_ERROR_UNABLE_TO_SIGN_SAML_ASSERTION	Unable to sign SAML assertion.	Failed to sign SAML assertion using the provided X.509 private key.
400	OAUTH2_ERROR_MISSING_REQUIRED_PARAM	Parameter "###" is required in the OAuth request.	For a GET access token request, <code>grant_type</code> , <code>client_id</code> , <code>company_id</code> and <code>assertion</code> fields are required. To generate a SAML assertion, <code>client_id</code> , <code>token_url</code> , <code>user_id</code> and <code>private_key</code> fields are required.
400	OAUTH2_ERROR_INVALID_GRANT_TYPE	The <code>grant_type</code> is not supported.	<code>grant_type</code> must be set to <code>urn:ietf:params:oauth:grant-type:saml2-bearer</code>

HTTP Code	Error String	Error Message	Description
400	OAUTH2_ERROR_UNABLE_TO_COLLECT_SAML_ASSERTION	Unable to retrieve SAML assertion.	The SAML assertion is not Base64 encoded. Missing Issuer, SubjectNameId, Audiences, or Recipients in the assertion.
400	OAUTH2_ERROR_SAML_ASSERTION_EXPIRED	The provided SAML assertion is expired.	The SAML assertion usually expires in 5-10 minutes.
401	OAUTH2_ERROR_UNABLE_TO_VERIFY_SAML_ASSERTION	Unable to verify the signature of the SAML assertion.	SAML assertion is verified using the same X.509 certificate that was provided during OAuth client application registration.
401	OAUTH2_ERROR_UNABLE_TO_VALIDATE_SAML_ASSERTION	Unable to validate "###" in the SAML assertion.	The Issuer field in the assertion does not match the API_KEY. Audiences does not include www.successfactors.com. Recipients points to a different token host.
401	OAUTH2_ERROR_COMPANY_NOT_EXIST	Company "###" does not exist.	
401	OAUTH2_ERROR_COMPANY_INACTIVE	Company "###" is not currently active.	
401	OAUTH2_ERROR_COMPANY_LICENSE_EXPIRED	Company "###" has expired license.	
401	OAUTH2_ERROR_API_KEY_NOT_EXIST	API key "###" does not exist in company "###".	
401	OAUTH2_ERROR_API_KEY_DISABLED	API key "###" has been disabled in company "###".	
401	OAUTH2_ERROR_AUTHENTICATION_FAILED	Unable to authenticate the client.	An OAuth server error occurred while authenticating access_token.
403	OAUTH2_ERROR_AUTHORIZATION_FAILED	Unable to authorize the client.	An OAuth server error occurred while authorizing access_token.



HTTP Code	Error String	Error Message	Description
403	OAUTH2_ERROR_UNABLE_TO_SIGN_TOKEN	Unable to sign access token.	The OAuth server uses an SAP SuccessFactors server certificate to sign the access token. An error occurs if the access token has already been signed, or if the SAP SuccessFactors server certificate is missing.
403	OAUTH2_ERROR_UNABLE_TO_GRANT_TOKEN	Unable to grant access token.	Content is missing in the access token, or a runtime error happened while constructing the access token (this includes JSON-generation exceptions).
500	OAUTH2_ERROR_UNABLE_TO_BUILD_TOKEN_RESPONSE	Unable to build OAuth response.	
400	OAUTH2_ERROR_MISSING_REQUIRED_HEADER	Header "###" is required.	Missing Authorization header in validate token request, or when protected resources were accessed.
400	OAUTH2_ERROR_MISSING_ACCESS_TOKEN	Access token is required.	Authorization header is empty.
400	OAUTH2_ERROR_MUST_BE_BEARER_TOKEN	Access token has to be a Bearer token.	Authorization header is not a Bearer format.
400	OAUTH2_ERROR_UNABLE_TO_COLLECT_TOKEN	Unable to retrieve access token.	The access token is missing content, or a parsing error happened while deserializing an access token in JSON format.
401	OAUTH2_ERROR_UNABLE_TO_VERIFY_TOKEN	Unable to verify the signature of the access token.	The access token has modified the HTTP MITMA. The SAP SuccessFactors server public key couldn't be found.
401	OAUTH2_ERROR_UNABLE_TO_VALIDATE_TOKEN	Unable to validate access token.	The Access token contains invalid content or has insufficient information (for example, missing <code>client_id</code> , <code>company_id</code> , and so on).

HTTP Code	Error String	Error Message	Description
401	OAUTH2_ERROR_TOKEN_INVALID_APIKEY	The access token does not apply to API key "###".	
401	OAUTH2_ERROR_TOKEN_INVALID_COMPANY	The access token does not apply to company "###".	
401	OAUTH2_ERROR_TOKEN_INVALID_APPLICATION_NAME	The access token does not apply to application name "###".	Verify the application name specified during the OAuth client application registration.
403	OAUTH2_ERROR_TOKEN_REJECTED_OR_EXPIRED	The access token is either rejected or expired.	Token has expired (default is 24 hours).
403	OAUTH2_ERROR_INSUFFICIENT_PERMISSION_SCOPE	Insufficient permission scope.	
403	OAUTH2_ERROR_UNABLE_TO_GRANT_ACCESS	Unable to grant access.	External User.
500	OAUTH2_ERROR_UNABLE_TO_BUILD_RESPONSE	Unable to build token validation response.	
500	INTERNAL_ERROR	Internal error.	

Parent topic: [Errors, Timeouts, and Access Limits \[page 206\]](#)

## Related Information

[Common Errors \(COE\) \[page 206\]](#)

[Logon Errors \(LGN\) \[page 210\]](#)

[Timeouts \[page 218\]](#)

[Access Limits \[page 219\]](#)

## 8.4 Timeouts

Understand the timeout scenarios during API calls and learn how to handle timeouts.

Timeout is a common error during API calls when a client waits for too long for the server to response. Timeouts can happen due to various reasons. In this topic, you'll learn the common timeout scenarios and how to handle timeouts.

Type	Timeout	Timeout Error Response (HTTP Code)	Solution
Session timeout	10 minutes (API server)	502	Retry is possible.
	30 minutes (CF server)		Avoid complex API calls with large data requests.
Gateway timeout	7 minutes	504	<p>Retry gap is 5 minutes.</p> <p>Avoid complex API calls with large data requests.</p>
Client timeout	Client-specific	Client-specific	Timeouts that occur on the client side are handled by the client. See client-specific guidelines on how to avoid them.

Parent topic: [Errors, Timeouts, and Access Limits \[page 206\]](#)

## Related Information

[Common Errors \(COE\) \[page 206\]](#)

[Logon Errors \(LGN\) \[page 210\]](#)

[OAuth 2.0 Errors \[page 214\]](#)

[Access Limits \[page 219\]](#)

## 8.5 Access Limits

Find out the access limits of OData v2 APIs in SAP SuccessFactors HCM suite.

### Note

These are API framework access limits that apply to all APIs. Entity-specific access limits may also exist. If they do, you'll find the information in individual API references in this guide.

Operation	Limit
Rate limit for all OData v2 APIs	The limit varies from API to API. Please refer to the API reference for more information.
<div style="border: 1px solid #ccc; padding: 10px; background-color: #f9f9f9;"> <p><b>Note</b></p> <p>If the limit is exceeded, you'll receive an error with the <code>429 Too Many Requests</code> HTTP code response and a <code>Retry-After</code> header. Please note that the API Gateway manages all incoming API requests and applies load balancing to the traffic so that it's distributed to different API servers. The actual rate limit and <code>Retry-After</code> value may vary slightly depending on server conditions.</p> </div>	
Maximum number of expressions in the "in" clause of the <code>\$filter</code> query option	1000
Maximum number of records in upsert payload	1000
Maximum number of requests in a <code>\$batch</code> operation	180
Maximum API audit log count	The limit varies from 10,000 to 50,000 depending on the Provisioning setting. When the limit is reached, older audit logs are purged.
Audit log size limit for SFAPI edit responses	1 MB. SFAPI response payloads larger than 1 MB are not logged.

**Parent topic:** [Errors, Timeouts, and Access Limits \[page 206\]](#)

## Related Information

[Common Errors \(COE\) \[page 206\]](#)

[Logon Errors \(LGN\) \[page 210\]](#)

[OAuth 2.0 Errors \[page 214\]](#)

[Timeouts \[page 218\]](#)

# 9 API Reference

## 9.1 Common Entities

### 9.1.1 Attachment

Use the `Attachment` entity to upload attachments to different modules with various data elements. For example, you can upload an attachment for `workPermitInfo` in Employee Central. Regardless of the business context, the attachment is managed by the platform attachment framework and can be accessed in [Manage Documents](#).

#### Permissions

Before you can use this API, make sure that the [Attachment Manager](#) is enabled in your instance and the following permissions are granted to your role:

Permission	Required Setting
Query permission	▶ <a href="#">Manage Integration Tools</a> > <a href="#">OData API Attachment Export</a> ▶
Edit permission	▶ <a href="#">Manage Integration Tools</a> > <a href="#">OData API Attachment Import</a> ▶

#### ⓘ Note

Attachment navigated from other entities ignores these permission checks. It follows the permission of the source entity.

#### Supported Operations

Operation	Description
Query	Query an attachment record by attachment properties.
Insert	Insert a new attachment record.
Delete	Delete an attachment record.
Upsert	If the attachment record doesn't exist, insert a new one. Otherwise, an error message displays.

## Properties and Navigation Properties

This section lists only the properties and navigation properties that require special business logic, permission, or other additional information. For more information, refer to the API dictionary in [Admin Center](#) [API Center](#) [OData API Data Dictionary](#) or the API metadata using query: `https://<api-server>/odata/v2/<Entity>/$metadata`.

### Properties

Property	Description
attachmentId	ID of the attachment. This field is a business key.
externalId	External ID of the attachment. Either externalId or userId is required to upload an attachment.
fileName	The file name of the attachment is required and it must contain both the file name and the extension. For example: <b>image_001.jpeg</b> .
fileExtension	File extension is read from fileName. The following file extensions are supported: <ul style="list-style-type: none"><li>• doc</li><li>• doc</li><li>• pdf</li><li>• csv</li><li>• htm</li><li>• mle</li><li>• ppt</li><li>• xls</li><li>• gif</li><li>• png</li><li>• jpg</li><li>• jpeg</li><li>• html</li><li>• rtf</li><li>• bmp</li><li>• xlsx</li><li>• docx</li><li>• pptx</li><li>• txt</li></ul>
fileContent	File content is required. The default size limit is 5M. In the payload, the file content is displayed as a base64-encoded string.

#### Note

If read audit is enabled in your instance, the `fileContent` property is hidden when you query attachments in Recruiting (module property value is RECRUITING).

Property	Description
module	<p>Indicates an SAP SuccessFactors product area. Use one of the following values:</p> <ul style="list-style-type: none"> <li>• DEFAULT</li> <li>• COMPENSATIONCOMPENSATION</li> <li>• GOAL_MANAGEMENT</li> <li>• EMPLOYEE_PROFILE</li> <li>• PM360_REVIEW</li> <li>• PERFORMANCE_MANAGER</li> <li>• RECRUITING</li> <li>• SUCCESSION</li> <li>• VARIABLE_PAY</li> <li>• HRIS</li> <li>• GENERIC_OBJECT</li> <li>• CDP</li> <li>• CALIBRATION</li> </ul>
moduleCategory	<p>Module category is optional. If provided, use one of the following values:</p> <ul style="list-style-type: none"> <li>• UNSPECIFIED</li> <li>• RESUME</li> <li>• COVERLETTER</li> <li>• HRIS_ATTACHMENT</li> <li>• PERFORMANCE_ASSESSMENTS</li> <li>• 360_MULTI_RATER_ASSESSMENTS</li> <li>• CERTIFICATIONS</li> <li>• PUBLICATIONS</li> <li>• USER_DEFINED</li> <li>• CANDIDATEHISTORY</li> <li>• ATTACHMENTS</li> <li>• APPLICATION_INTERVIEW_ATTACHMENTS</li> <li>• GENERICOBJECT_ATTACHMENT</li> </ul>
<div style="background-color: #f0f0f0; padding: 10px; border: 1px solid #ccc;"> <p><b>Note</b></p> <p>By giving values to the module and moduleCategory fields, you can upload an attachment to a specific SAP SuccessFactors domain. However, note that when you upload an attachment to Performance Management, it isn't associated with any forms. That means you can't use this API to directly upload an attachment to a Performance Management form.</p> </div>	
deletable	<p>These boolean-type fields are used to calculate the status of the attachment. When set to "TRUE", each field maps to a numeric value as listed below:</p> <ul style="list-style-type: none"> <li>• viewable - 1</li> <li>• searchable - 2</li> <li>• deletable - 4</li> <li>• depreciable - 8</li> </ul>
deprecable	
searchable	
viewable	

Property	Description
status	The status of an attachment is a numeric value resulted from the calculation of four fields: deletable, deprecable, searchable, and viewable. For example: <ul style="list-style-type: none"> <li>• If an attachment is viewable only, the status is 1.</li> <li>• If an attachment is both viewable and deletable, the status is 5 (1 + 4).</li> <li>• If an attachment is viewable, searchable, and deletable, the status is 7 (1 + 2 + 4).</li> </ul>
userId	Either externalId or userId is required to upload an attachment.

## Decoding Attachments

The response to a query contains a base64 encoded string, which represents the file content. The file content in the response isn't readable (as a doc or pdf) or visible (as an image). To view the file content, you need to decode it first. The code example below converts the base64 encoded string into the original attachment content: You can also implement the `$value` extension for `Attachment` to get the file content directly with the expected file type.

```
import javax.ws.rs.core.Response;
import org.odata4j.repack.org.apache.commons.codec.binary.Base64;
// the input parameters are from properties of Attachment instance:
// fileContent -> base64String
// mimeType -> mimeType
// fileExtension -> fileExtension
protected Response getFileContent(String base64String, String mimeType, String
fileExtension) {
    byte[] bValue = Base64.decodeBase64(base64String);
    InputStream inputStream = new ByteArrayInputStream(bValue);

    return Response.ok(inputStream, mimeType).header("Content-Disposition", "Default"
+ "." + fileExtension).build();
}
```

## Use Case 1: Query a Single Attachment by ID

### Request

Query by attachment Id. You can use `attachmentId` as business key to query a single attachment entry.

Operation	Query
HTTP Method	GET
URI	<code>https://&lt;API-Server&gt;/odata/v2/Attachment('123')?\$format=JSON</code>

### Response

```
{
  "d": {
    "__metadata": {
      "uri": "https://<API-Server>/odata/v2/Attachment(8105L)",
      "type": "SFOData.Attachment"
    }
  }
}
```



```

    },
    "attachmentId": "8105",
    "country": null,
    "fileName": "f3.jpg",
    "lastModifiedDate": "\/Date(1562740107000+0000)\/",
    "ownerIdType": null,
    "documentType": null,
    "deletable": false,
    "description": "des1",
    "mimeType": "image/jpeg",
    "moduleCategory": "PERFORMANCE_ASSESSMENTS",
    "ownerId": null,
    "deprecable": false,
    "piiFlag": -1,
    "fileExtension": "jpg",
    "documentEntityId": null,
    "module": "PERFORMANCE_MANAGER",
    "documentCategory": null,
    "externalId": "0",
    "userId": "cgrant",
    "searchable": false,
    "documentEntityType": null,
    "createdDate": "\/Date(1562740107000+0000)\/",
    "viewable": true,
    "fileSize": 7,
    "softDelete": false,
    "lastAccessed": null,
    "fileContent": "ZHV6aWVsZQ==\r\n",
    "imageConvertInProgress": false,
    "userNav": {
      "__deferred": {
        "uri": "https://<API-Server>/odata/v2/Attachment(8105L)/userNav"
      }
    },
    "candidateNav": {
      "__deferred": {
        "uri": "https://<API-Server>/odata/v2/Attachment(8105L)/
candidateNav"
      }
    }
  }
}
}
}

```

## Use Case 2: Query All Attachments of a Module

You can query all attachments of a module using the \$filter query option.

### Request

Operation	Query
HTTP Method	GET
URI	https://<API-Server>/odata/v2/Attachment? \$filter=module eq 'EMPLOYEE_PROFILE'

### Response

A successful response returns all available attachments within the specified module.

## Use Case 3: Upload a Single Attachment

### Request

Operation	Insert
HTTP Method	POST
URI	https://<API-Server>/odata/v2/Attachment
Payload	<pre>{   "__metadata": {     "uri": "Attachment"   },   "userId": "cgrant",   "fileName": "fl.jpg",   "description": "des1",   "fileContent": "ZHV6aWVsZQ==",   "viewable": true,   "deletable": false,   "moduleCategory":     "PERFORMANCE_ASSESSMENTS",   "module": "PERFORMANCE_MANAGER" }</pre>

### Response

<pre>{   "d": {     "__metadata": {       "uri": "https://&lt;API-Server&gt;/odata/v2/Attachment(8106L)",       "type": "SFOData.Attachment"     },     "userId": "cgrant",     "fileName": "fl.jpg",     "description": "des1",     "fileContent": "ZHV6aWVsZQ==\r\n",     "viewable": true,     "deletable": false,     "moduleCategory": "PERFORMANCE_ASSESSMENTS",     "module": "PERFORMANCE_MANAGER",     "attachmentId": "8106"   } }</pre>
--

## Use Case 4: Upload Multiple Attachments

### Request

Operation	Upsert
HTTP Method	POST
URI	https://<API-Server>/odata/v2/upsert

Payload

```
[{
  "__metadata": {
    "uri": "Attachment"
  },
  "userId": "cgrant",
  "fileName": "f2.jpg",
  "description": "des1",
  "fileContent": "ZHV6aWVsZQ==",
  "viewable": true,
  "deletable": false,
  "moduleCategory":
  "PERFORMANCE_ASSESSMENTS",
  "module": "PERFORMANCE_MANAGER"
},
{
  "__metadata": {
    "uri": "Attachment"
  },
  "userId": "cgrant",
  "fileName": "f3.jpg",
  "description": "des1",
  "fileContent": "ZHV6aWVsZQaFD==",
  "viewable": true,
  "deletable": false,
  "moduleCategory":
  "PERFORMANCE_ASSESSMENTS",
  "module": "PERFORMANCE_MANAGER"
}]
```

## Response

```
{
  "d": [
    {
      "key": "Attachment/attachmentId=8107",
      "status": "OK",
      "editStatus": "UPSERTED",
      "message": "Upserted successfully",
      "index": 0,
      "httpCode": 200,
      "inlineResults": null
    },
    {
      "key": "Attachment/attachmentId=8108",
      "status": "OK",
      "editStatus": "UPSERTED",
      "message": "Upserted successfully",
      "index": 1,
      "httpCode": 200,
      "inlineResults": null
    }
  ]
}
```

## Use Case 5: Upload Attachments to Entities Without Navigation Properties to Attachment

If you want to upload an attachment to an entity but it doesn't have any navigation property to Attachment, you can't directly upload it to the entity using the Attachment entity. The correct process to upload the attachment is:

1. Upload an attachment using the Attachment entity.
2. Associate the attachment with the target entity.

In the following example, we try to upload an attachment to the National ID block in People Profile using entities Attachment and PerNationalId.

### Step 1: Create an attachment file using Attachment entity.

Sample request:

Operation	Upsert
HTTP Method	POST
URI	https://<API-Server>/odata/v2/upsert
Payload	<pre>{   "__metadata": {     "uri": "Attachment"   },   "documentCategory": "NATIONAL_ID",   "documentEntityId": "111",   "documentEntityType": "PERSON",   "fileContent": "ZHV6aW...VsZQ==",   "fileName": "IDphoto.jpg"   "module": "HRIS",   "moduleCategory": "HRIS_ATTACHMENT",   "userId": "sfadmin" }</pre>

Sample response:

<pre>{   "d": [     {       "key": "Attachment/attachmentId=1234",       "status": "OK",       "editStatus": "UPSERTED",       "message": "Upserted successfully",       "index": 0,       "httpCode": 200,       "inlineResults": null     }   ] }</pre>
---

The attachment ID returned in the response will be used in the upsert payload of the next step.

### Step 2: Associate the national ID entity with the newly created attachment.

Use the attachment ID from the previous step to upsert the PerNationalId entity. Sample request:

Operation	Upsert
HTTP Method	POST
URI	https://<API-Server>/odata/v2/upsert

Payload

```
{
  "__metadata": {
    "uri":
    "PerNationalId(cardType='ssn',
country='USA',
personIdExternal='sfadmin')"
  },
  "cardType": "ssn",
  "country": "USA",
  "personIdExternal": "sfadmin",
  "attachmentId": "1234",
  "isPrimary": true,
  "nationalId": "XXX-XX-XXXX"
}
```

Sample response:

```
{
  "d": [
    {
      "key": "PerNationalId/cardType=ssn,PerNationalId/
country=USA,PerNationalId/personIdExternal=sfadmin",
      "status": "OK",
      "editStatus": "UPsertED",
      "message": null,
      "index": 0,
      "httpCode": 200,
      "inlineResults": null
    }
  ]
}
```

## Related Information

[SAP Business Accelerator Hub: Attachment](#)

## 9.1.2 CompanyProvisioner

You can use this entity to get a list of users who have access to the company Provisioning.

### Permissions

Grant one of the following permission to the user:

► [Admin Center Permissions](#) ► [Manage Upgrade Center](#) ►

► [Manage System Properties](#) ► [View Provisioning Access](#) ►

## → Remember

As a customer, you don't have access to Provisioning. To complete tasks in Provisioning, contact your implementation partner or Account Executive. For any non-implementation tasks, contact Product Support.

## Properties and Navigation Properties

This section lists only the properties and navigation properties that require special business logic, permission, or other additional information. For more information, refer to the API dictionary in [Admin Center](#) [API Center](#) [OData API Data Dictionary](#) or the API metadata using query: `https://<api-server>/odata/v2/<Entity>/$metadata`.

## Use Case: Retrieve list of users who have company provisioning access

### Request

Request Information

Operation	Query
HTTP Method	GET
URI	<code>https://&lt;API-Server&gt;/odata/v2/CompanyProvisioner?\$format=json</code>

### Response

```
{
  "d" : {
    "results": [
      {
        "__metadata": {
          "uri": "https://<API-Server>/odata/v2/CompanyProvisioner('cgrant')",
          "type": "SFOData.CompanyProvisioner"
        },
        "id": "cgrant",
        "createdAdminAccountNumber": 0,
        "name": "Carla Grant",
        "email": "c.grant@bestrun.com",
        "status": "active"
      },
      {
        "__metadata": {
          "uri": "https://<API-Server>/odata/v2/CompanyProvisioner('sfadmin')",
          "type": "SFOData.CompanyProvisioner"
        },
        "id": "sfadmin",
        "createdAdminAccountNumber": 0,
        "name": "System Admin",
        "email": "sfadmin@bestrun.com",
        "status": "active"
      }
    ]
  }
}
```

```
}  
}
```

## Related Information

[SAP Business Accelerator Hub: CompanyProvisioner](#)

### 9.1.3 CompetencyRating

This entity allows you to query and edit the competency rating information for a user. You can use this API to migrate employee competency ratings from SAP HCM to SAP SuccessFactors by creating competency rating records one by one or in bulks (using the upsert operation). You can also update or delete a specific competency rating record.

#### Permissions

To enable query operation, you need permission ► [Manage Integration Tools](#) ► [OData API Competency Rating Export](#).

To enable edit operations, you need permission ► [Manage Integration Tools](#) ► [OData API Competency Rating Import](#).

#### Supported Operations

Query, Insert, Merge, Replace, Upsert, Delete

##### Note

Edit operations are only available for entries when the rating type is "Individual", the source type is "Live Profile", and the module is an API.

## Properties and Navigation Properties

### Properties

This section lists only the properties and navigation properties that require special business logic, permission, or other additional information. For more information, refer to the API dictionary in ► [Admin Center](#) ► [API Center](#)

➤ [OData API Data Dictionary](#) or the API metadata using query: `https://<api-server>/odata/v2/<Entity>/$metadata`.

Property	Description
id	The ID of a competency rating record. This is the business key.
guid	GUID of the competency. You can find the GUID information of each competency in <a href="#">Competency Libraries</a> .
rating	Rating score.
rater	User who gave the rating.
module	Indicates the module through which the rating was given. For example, value 21 represents API.
type	Indicates the type of rating. For example: value 1 indicates individual rating.
userId	The subject of the competency rating. The user ID corresponds to the user in navigation property userNav.

## Navigation Properties

Navigation Property	Related Entity	Description
userNav	<a href="#">User [page 397]</a>	<p>This relationship is used to navigate to the corresponding user entity.</p> <p>There's a one-to-many association between <code>User</code> and <code>CompetencyRating</code>. For each user there can be one or more competency ratings, and for each competency rating, there's only one corresponding user.</p>

## Error Codes

HTTP Response	Description
400 Bad Request	<p>Invalid input of source property value.</p> <div style="border: 1px solid #ccc; background-color: #f9f9f9; padding: 10px; margin-top: 10px;"> <p><b>Note</b></p> <p>We've changed the HTTP response code for invalid input of source property value from 500 <code>Internal Server Error</code> to 400 <code>Bad Request</code> in 1H 2021. If you want to continue receiving 500 <code>Internal Server Error</code> for such errors, contact Product Support.</p> </div>



## Use Case 1: Get the Competency Ratings of a User

You can get the competency ratings of a user by filtering the `userId` or by expanding the `competencyRatingNav` navigation property from the `User` entity. Both URIs in this example return the same records.

### Request

Operation	Query
HTTP Method	GET
URI	By filtering <code>userId</code> :  <code>https://&lt;API-Server&gt;/odata/v2/CompetencyRating?\$filter=userId eq '314'</code>  By expanding the <code>User</code> entity:  <code>https://&lt;API-Server&gt;/odata/v2/User('314')/competencyRatingNav</code>

### Response

```
{
  "d": {
    "results": [
      {
        "__metadata": {
          "uri": "https://<API-Server>/odata/v2/CompetencyRating(2676L)",
          "type": "SFOData.CompetencyRating"
        },
        "id": "2676",
        "lastModifiedDate": "/Date(1512173277000+0000)/",
        "rater": null,
        "module": 1,
        "rating": "-1972",
        "raterCategory": null,
        "lastModifiedWithTZ": "/Date(1512173277000+0000)/",
        "source": 1,
        "validFrom": "/Date(1514764800000)/",
        "type": 1,
        "scaleMax": "5",
        "userId": "314",
        "formContentId": "1429",
        "guid": "PM04",
        "formDataId": "2309",
        "lastModified": "/Date(1512173277000)/",
        "scaleMin": "1",
        "status": "1",
        "validTo": "/Date(1546300799000)/",
        "userNav": {
          "__deferred": {
            "uri": "https://<API-Server>/odata/v2/CompetencyRating(2676L)/userNav"
          }
        }
      },
      {
        "__metadata": {
          "uri": "https://<API-Server>/odata/v2/CompetencyRating(2673L)",
          "type": "SFOData.CompetencyRating"
        },
        "id": "2673",
```

```

        "lastModifiedDateTime": "/Date(1512173277000+0000)/",
        "rater": null,
        "module": 1,
        "rating": "-1972",
        "raterCategory": null,
        "lastModifiedWithTZ": "/Date(1512173277000+0000)/",
        "source": 1,
        "validFrom": "/Date(1514764800000)/",
        "type": 1,
        "scaleMax": "5",
        "userId": "314",
        "formContentId": "1429",
        "guid": "DM06",
        "formDataId": "2309",
        "lastModified": "/Date(1512173277000)/",
        "scaleMin": "1",
        "status": "1",
        "validTo": "/Date(1546300799000)/",
        "userNav": {
            "__deferred": {
                "uri": "https://<API-Server>/odata/v2/
CompetencyRating(2673L)/userNav"
            }
        },
        {
            "__metadata": {
                "uri": "https://<API-Server>/odata/v2/CompetencyRating(2674L)",
                "type": "SFOData.CompetencyRating"
            },
            "id": "2674",
            "lastModifiedDateTime": "/Date(1512173277000+0000)/",
            "rater": null,
            "module": 1,
            "rating": "-1972",
            "raterCategory": null,
            "lastModifiedWithTZ": "/Date(1512173277000+0000)/",
            "source": 1,
            "validFrom": "/Date(1514764800000)/",
            "type": 1,
            "scaleMax": "5",
            "userId": "314",
            "formContentId": "1429",
            "guid": "FW03",
            "formDataId": "2309",
            "lastModified": "/Date(1512173277000)/",
            "scaleMin": "1",
            "status": "1",
            "validTo": "/Date(1546300799000)/",
            "userNav": {
                "__deferred": {
                    "uri": "https://<API-Server>/odata/v2/
CompetencyRating(2674L)/userNav"
                }
            },
            {
                "__metadata": {
                    "uri": "https://<API-Server>/odata/v2/CompetencyRating(2671L)",
                    "type": "SFOData.CompetencyRating"
                },
                "id": "2671",
                "lastModifiedDateTime": "/Date(1512173277000+0000)/",
                "rater": null,
                "module": 1,
                "rating": "-1972",
                "raterCategory": null,
                "lastModifiedWithTZ": "/Date(1512173277000+0000)/",

```

```

    "source": 1,
    "validFrom": "/Date(1514764800000)/",
    "type": 1,
    "scaleMax": "5",
    "userId": "314",
    "formContentId": "1429",
    "guid": "A006",
    "formDataId": "2309",
    "lastModified": "/Date(1512173277000)/",
    "scaleMin": "1",
    "status": "1",
    "validTo": "/Date(1546300799000)/",
    "userNav": {
      "__deferred": {
        "uri": "https://<API-Server>/odata/v2/
CompetencyRating(2671L)/userNav"
      }
    }
  ]
}

```

## Use Case 2: Retrieve User Information of a Competency Rating

### Request

Operation	Query
HTTP Method	GET
URI	https://<API-Server>/odata/v2/ CompetencyRating('2676')/userNav? \$select=userId,defaultFullName

### Response

```

{
  "d": {
    "__metadata": {
      "uri": "https://<API-Server>/odata/v2/User('314')",
      "type": "SFOData.User"
    },
    "userId": "314",
    "defaultFullName": "Alin Schultz"
  }
}

```

## Use Case 3: Inserting a Competency Rating Record

### Request

Operation	Insert
-----------	--------

HTTP Method	POST
URI	https://<API-Server>/odata/v2/ CompetencyRating
Payload	<pre>{   "userId": "UserA",   "type": 1,   "source": 2,   "module": 21,   "guid": "A003" }</pre>

## Response

<pre>{   "d": {     "__metadata": {       "uri": "https://&lt;API-Server&gt;/odata/v2/CompetencyRating(17999L)",       "type": "SFOData.CompetencyRating"     },     "userId": "UserA",     "type": 1,     "source": 2,     "module": 21,     "guid": "A003",     "id": "17999"   } }</pre>
---

## Use Case 4: Update an Existing Record by Merging Values

Using the `x-https-method: MERGE` header, you can update a record by merging new property values with the existing ones. In the payload, you only need to specify the property values you want to update.

### Request

Operation	Merge
HTTP Method	POST
URI	https://<API-Server>/odata/v2/ CompetencyRating(17999L)
Headers	x-https-method: MERGE
Payload	<pre>{   "rating": "4" }</pre>

### Response

A successful operation returns status code 200 OK without a response body.

## Use Case 5: Update an Existing Record by Replacing Values

You can update a record by purging existing values and replace them with the ones you specify in the payload.

### Request

Operation	Replace
HTTP Method	PUT
URI	https://<API-Server>/odata/v2/ CompetencyRating(17999L)
Payload	<pre>{   "rater": "admin" }</pre>

### Response

A successful operation returns status code 200 OK without a response body.

## Use Case 6: Create or Update a Record Using Upsert

The upsert operation allows you to create a new record (if it doesn't exist) or update one (if it exists). In this example, the request tries to create a new record and update an existing one at the same time.

### Request

Operation	Upsert
HTTP Method	POST
URI	https://<API-Server>/odata/v2/upsert
Payload	<pre>[   {     "__metadata": {       "uri": "CompetencyRating"     },     "userId": "UserA",     "type": 1,     "source": 2,     "module": 21,     "guid": "DM03",     "rating": "5"   },   {     "__metadata": {       "uri": "CompetencyRating(17999L)"     },     "rating": "5"   } ]</pre>

## Response

```
{
  "d": [
    {
      "key": "CompetencyRating/id=18000",
      "status": "OK",
      "editStatus": "UPSERTED",
      "message": "upserted successfully",
      "index": 0,
      "httpCode": 200,
      "inlineResults": null
    },
    {
      "key": "CompetencyRating/id=17999",
      "status": "OK",
      "editStatus": "UPSERTED",
      "message": "upserted successfully",
      "index": 1,
      "httpCode": 200,
      "inlineResults": null
    }
  ]
}
```

## Use Case 7: Delete a Competency Rating Record

### Request

Operation	Delete
HTTP Method	DELETE
URI	https://<API-Server>/odata/v2/ CompetencyRating(18000L)

### Response

A successful operation returns status code 200 OK without a response body.

## Related Information

[SAP Business Accelerator Hub: CompetencyRating](#)

## 9.1.4 Country

This entity stores information that is relevant for each country or region, such as currency and country code.

### Permissions

Permission System	Required Setting
Role Based Permissions	For non-admin use: <a href="#">▶ Metadata Framework ▶ Read/Write Permission ▶</a> For admin use: <a href="#">▶ Metadata Framework ▶ Import Permission ▶</a>

### Supported Operations

Operation	Description
Query	Query a country/region record.
Insert	Create a country/region record.
Merge	Update a country/region record by merging data.
Replace	Update a country/region record by replacing data.
Delete	Delete a country/region record.
Upsert	Insert a country/region record.

### Properties and Navigation Properties

This section lists only the properties and navigation properties that require special business logic, permission, or other additional information. For more information, refer to the API dictionary in [▶ Admin Center ▶ API Center ▶ OData API Data Dictionary ▶](#) or the API metadata using query: `https://<api-server>/odata/v2/<Entity>/$metadata`.

#### Properties

Property Name	Description
code	A 3-character country code that represents a country or a region
currency	Currency of the country or region
externalName_<locale>	A string that represents the localized name of the country or region

Property Name	Description
isDRMEnabled	Indicates whether this field is enabled for data retention

Navigation Property	Related Entity	Description
currencyNav	Currency	Currency code of the country/region.
wfRequest	WfRequest	Workflow request information

## Use Case 1: Create a Country/Region Record

### Request

Operation	Insert
HTTP Method	POST
URI	https://<API-Server>/odata/v2/Country

Payload

```
{
  "__metadata": {
    "uri":
      "Country(code='USA',effectiveStartDate=datetime'2019-01-01T00:00:00')",
    "code": "USA",
    "status": "A",
    "externalName_en_US": "United States"
  }
}
```

### Response

```
{
  "d": {
    "__metadata": {
      "uri": "https://<API-Server>/odata/v2/
Country(code='USA',effectiveStartDate=datetime'2019-01-01T00:00:00')",
      "type": "SFOData.Country"
    },
    "status": "A",
    "externalName_en_US": "United States",
    "effectiveStartDate": "/Date(1546300800000)/",
    "code": "USA"
  }
}
```

## Use Case 2: Query a Country/Region Record

### Request

Operation	Query
-----------	-------



HTTP Method	GET
URI	https://<API-Server>/odata/v2/ Country(code='USA',effectiveStartDate=datetime'2019-01-01T00:00:00')

## Response

```
{
  "d": {
    "__metadata": {
      "uri": "https://<API-Server>/odata/v2/  
Country(code='USA',effectiveStartDate=datetime'2019-01-01T00:00:00')",
      "type": "SFOData.Country"
    },
    "code": "USA",
    "effectiveStartDate": "/Date(1546300800000)/",
    "effectiveEndDate": "/Date(253402214400000)/",
    "externalName_nl_NL": null,
    "mdfSystemLastModifiedDateWithTZ": "/Date(1571723650000+0000)/",
    "lastModifiedDateTime": "/Date(1571723650000+0000)/",
    "mdfSystemCreatedBy": "sfadmin",
    "numericCountryCode": "840",
    "createdDateTime": "/Date(1571723650000+0000)/",
    "externalName_defaultValue": "United States",
    "mdfSystemVersionId": null,
    "mdfSystemLastModifiedBy": "sfadmin",
    "externalName_es_ES": "United States",
    "externalName_zh_TW": "美國",
    "externalName_ja_JP": "アメリカ",
    "isSetByMigrate": null,
    "externalName_pt_BR": "Estados Unidos",
    "mdfSystemEntityId": "10AE9CC09A9F718BE0530B28080AD5E1",
    "territoryId": "232",
    "currency": "USD",
    "mdfSystemObjectType": "Country",
    "externalName_pt_PT": null,
    "isDRMEnabled": true,
    "externalName_ru_RU": "Соединённые Штаты Америки",
    "mdfSystemLastModifiedDate": "/Date(1571709250000)/",
    "lastModifiedBy": "sfadmin",
    "externalName_zh_CN": "美国",
    "externalName_localized": "United States of America",
    "mdfSystemRecordStatus": "N",
    "mdfSystemTransactionSequence": "1",
    "externalName_fr_FR": "États-Unis",
    "externalName_de_DE": "Vereinigte Staaten",
    "externalName_ko_KR": "미국",
    "createdBy": "sfadmin",
    "twoCharCountryCode": "US",
    "mdfSystemCreatedDate": "/Date(1571709250000)/",
    "mdfSystemRecordId": "1DE760E5A1C241809B60CFED4ECDB7AA",
    "externalName_en_US": "United States of America",
    "externalName_en_DEBUG": null,
    "externalName_en_GB": "United States",
    "status": "A",
    "createdByNav": {
      "__deferred": {
        "uri": "https://<API-Server>/odata/v2/  
Country(code='USA',effectiveStartDate=datetime'2019-01-01T00:00:00')/createdByNav"
      }
    },
    "externalNameTranslationTextNav": {
      "__deferred": {

```

```

        "uri": "https://<API-Server>/
odata/v2/Country(code='USA',effectiveStartDate=datetime'2019-01-01T00:00:00')/
externalNameTranslationTextNav"
    },
    "statusNav": {
        "__deferred": {
            "uri": "https://<API-Server>/odata/v2/
Country(code='USA',effectiveStartDate=datetime'2019-01-01T00:00:00')/statusNav"
        }
    },
    "lastModifiedByNav": {
        "__deferred": {
            "uri": "https://<API-Server>/
odata/v2/Country(code='USA',effectiveStartDate=datetime'2019-01-01T00:00:00')/
lastModifiedByNav"
        }
    },
    "mdfSystemRecordStatusNav": {
        "__deferred": {
            "uri": "https://<API-Server>/
odata/v2/Country(code='USA',effectiveStartDate=datetime'2019-01-01T00:00:00')/
mdfSystemRecordStatusNav"
        }
    },
    "currencyNav": {
        "__deferred": {
            "uri": "https://<API-Server>/odata/v2/
Country(code='USA',effectiveStartDate=datetime'2019-01-01T00:00:00')/currencyNav"
        }
    },
    "cust_FOWPayComponent": {
        "__deferred": {
            "uri": "https://<API-Server>/
odata/v2/Country(code='USA',effectiveStartDate=datetime'2019-01-01T00:00:00')/
cust_FOWPayComponent"
        }
    },
    "wfRequestNav": {
        "__deferred": {
            "uri": "https://<API-Server>/odata/v2/
Country(code='USA',effectiveStartDate=datetime'2019-01-01T00:00:00')/wfRequestNav"
        }
    }
}

```

## Use Case 3: Update a Country/Region Record Using Merge

### Request

Operation	Merge
HTTP Method	PUT
URI	<code>https://&lt;API-Server&gt;/odata/v2/ Country(code='USA',effectiveStartDate=date time'2019-01-01T00:00:00')</code>

Payload

```
"externalName_localized": "United States of America",
```

## Response

A successful operation returns 200 OK status without response body.

## Related Information

[SAP Business Accelerator Hub: Country](#)

## 9.1.5 Currency

This entity stores currency information.

Permissions

For non-admin use: [▶ Metadata Framework ▶ Read/Write Permission ▶](#)

For admin use: [▶ Metadata Framework ▶ Import Permission ▶](#)

## Supported Operations

Query, Upsert, Delete

## Properties and Navigation Properties

This section lists only the properties and navigation properties that require special business logic, permission, or other additional information. For more information, refer to the API dictionary in [▶ Admin Center ▶ API Center ▶ OData API Data Dictionary ▶](#) or the API metadata using query: `https://<api-server>/odata/v2/<Entity>/$metadata`.

### Navigation Properties

Navigation Property	Related Entity	Description
mdfSystemRecordStatusNav/key	MDFEnumValue	An association between the currency and the MDFEnumValue.
mdfSystemRecordStatusNav/value	MDFEnumValue	An association between Currency and MDFEnumValue.

Navigation Property	Related Entity	Description
statusNav/key	MDFEnumValue	An association between Currency and MDFEnumValue.
statusNav/value	MDFEnumValue	An association between Currency and MDFEnumValue.

## Entity Relation Diagram

Currency	
code	String(128)
effectiveStartDate	DateTime
mdfSystemRecordStatusNav	MDFEnumValue
statusNav	MDFEnumValue

## Use Cases

API Call	Description
HTTP method: POST, URL: odata/v2/Currency	Create a currency record.
HTTP method: MERGE, URL: odata/v2/Currency(code='xxx',effectiveStartDate=datetime'yyyy-mm-ddT00:00:00')	Update a currency record.
HTTP method: DELETE, URL: odata/v2/Currency(code='xxx',effectiveStartDate=datetime'yyyy-mm-ddT00:00:00')	Delete a currency record.
HTTP method: GET, URL: odata/v2/Currency	Query currency records.

## Related Information

[SAP Business Accelerator Hub: Currency](#)

## 9.1.6 CurrencyConversion

This entity stores the currency conversion information.

Permissions

For non-admin use: [► Metadata Framework](#) [► Read/Write Permission](#) [►](#)

For admin use: [▶ Metadata Framework](#) [▶ Import Permission](#) [▶](#)

## Supported Operations

Query, Upsert, Delete

## Properties and Navigation Properties

This section lists only the properties and navigation properties that require special business logic, permission, or other additional information. For more information, refer to the API dictionary in [▶ Admin Center](#) [▶ API Center](#) [▶ OData API Data Dictionary](#) [▶](#) or the API metadata using query: `https://<api-server>/odata/v2/<Entity>/$metadata`.

### Navigation Properties

Navigation Property	Related Entity	Description
effectiveStatusNav/key	MDFEnumValue	An association between CurrencyConversion and MDFEnumValue.
effectiveStatusNav/value	MDFEnumValue	An association between CurrencyConversion and MDFEnumValue.
exchangeRateTypeNav/externalCode	PickListValueV2	An association between CurrencyConversion and PickListValueV2.
exchangeRateTypeNav/PickListV2_effectiveStartDate	PickListValueV2	An association between CurrencyConversion and PickListValueV2.
exchangeRateTypeNav/PickListV2_id	PickListValueV2	An association between CurrencyConversion and PickListValueV2.
mdfSystemRecordStatusNav/key	MDFEnumValue	An association between CurrencyConversion and MDFEnumValue.
mdfSystemRecordStatusNav/value	MDFEnumValue	An association between CurrencyConversion and MDFEnumValue.

## Entity Relation Diagram

Property	Data Type
code	String(128)
effectiveStartDate	Date Time
baseCurrencyNav	Currency
effectiveStatusNav	MDFEnumValue
exchangeRateTypeNav	PickListValueV2
mdfSystemRecordStatusNav	MDFEnumValue
toCurrencyNav	Currency

## Use Cases

API Call	Description
HTTP method: POST, URL: odata/v2/ CurrencyConversion	Create a currency conversion record.
HTTP method: MERGE, URL: odata/v2/ CurrencyConversion(code='xxx',effectiveSta rtDate=datetime'yyyy-mm-ddT00:00:00')	Update a currency conversion record.
HTTP method: DELETE, URL: odata/v2/ CurrencyConversion(code='xxx',effectiveSta rtDate=datetime'yyyy-mm-ddT00:00:00')	Delete a currency conversion record.
HTTP method: GET, URL: odata/v2/ CurrencyConversion	Query currency conversion records.

## Related Information

[SAP Business Accelerator Hub: CurrencyConversion](#)

## 9.1.7 Document Management Service (DMS)

This section provides information about OData API entities and function imports in Document Management Service (DMS).

### 9.1.7.1 getDocumentCategories

Use this function import to get a list of predefined and custom document categories in Document Management Service (DMS).

## Parameters

Parameter	Data Type	Description
entityType	String	Use this parameter to return a list of document categories of the specified type.

Parameter	Data Type	Description
excludeInactive	Boolean	true: exclude inactive categories false: include inactive categories

## Use Case 1: Query All Document Categories in the Company

The following request returns all document categories in the company:

### Request

Operation	Query
HTTP Method	GET
URI	https://<API-Server>/odata/v2/ getDocumentCategories?\$format=JSON

### Response

```
{
  "d": {
    "DocumentCategories": {
      "attachmentCategories": {
        "results": [
          {
            "active": true,
            "categoryCode": "CALIBRATION_SESSION",
            "categoryName": "CalibrationSession",
            "entityName": "CalibrationSession",
            "entityTypeCode": "CALIBRATION_SESSION",
            "systemDefined": true
          },
          {
            "active": true,
            "categoryCode": "BACKGROUND_CHECK",
            "categoryName": "BkgCheck",
            "entityName": "Candidate",
            "entityTypeCode": "CANDIDATE",
            "systemDefined": true
          },
          ... ..
          {
            "active": true,
            "categoryCode": "PERFORMANCE_REVIEW",
            "categoryName": "PERFORMANCE_REVIEW",
            "entityName": "User",
            "entityTypeCode": "USER",
            "systemDefined": true
          },
          {
            "active": true,
            "categoryCode": "WORK_ORDER",
            "categoryName": "WorkOrder",
            "entityName": "User",
            "entityTypeCode": "USER",
            "systemDefined": true
          }
        ]
      }
    }
  }
}
```

```
}
  ]
}
}
```

The `systemDefined` field indicates if the document category is predefined by SAP (`true`) or custom defined (`false`).

## Use Case 2: Query Active Document Categories of a Specific Type

The following request returns a list of active document categories under entity type "CANDIDATE":

### Request

Operation	Query
HTTP Method	GET
URI	https://<API-Server>/odata/v2/ getDocumentCategories? \$format=JSON&entityType=CANDIDATE&excludeI nactive=true

### Response

```
{
  "d": {
    "DocumentCategories": {
      "attachmentCategories": {
        "results": [
          {
            "active": true,
            "categoryCode": "BACKGROUND_CHECK",
            "categoryName": "BkgCheck",
            "entityName": "Candidate",
            "entityTypeCode": "CANDIDATE",
            "systemDefined": true
          },
          {
            "active": true,
            "categoryCode": "CANDIDATE_HISTORY",
            "categoryName": "CandidateHistory",
            "entityName": "Candidate",
            "entityTypeCode": "CANDIDATE",
            "systemDefined": true
          },
          {
            "active": true,
            "categoryCode": "COVER_LETTER",
            "categoryName": "CoverLetter",
            "entityName": "Candidate",
            "entityTypeCode": "CANDIDATE",
            "systemDefined": true
          },
          {
            "active": true,
            "categoryCode": "GEN_ATTACHMENT",
```



```
    "categoryName": "GenAttachment",
    "entityName": "Candidate",
    "entityTypeCode": "CANDIDATE",
    "systemDefined": true
  },
  {
    "active": true,
    "categoryCode": "PROFILE_ATTACHMENT",
    "categoryName": "ProfileAttachment",
    "entityName": "Candidate",
    "entityTypeCode": "CANDIDATE",
    "systemDefined": true
  },
  {
    "active": true,
    "categoryCode": "RESUME",
    "categoryName": "Resume",
    "entityName": "Candidate",
    "entityTypeCode": "CANDIDATE",
    "systemDefined": true
  }
]
}
}
```

### 9.1.8 Photo

The `Photo` entity allows you to query, import, update, and delete user photos in the system.

### Permissions

If your local data privacy and protection compliance requires that you limit access to candidates' photos, then you can restrict access by setting the role-based permission of `Photo`. This means that `/odata/v2/Photo` queries must respect the role-based permission of `Photo`.

Permission System	Required Setting
Role-based	View or edit permission for photo entity under <i>Employee Data</i> . The <code>Photo</code> permission checks target population.

**Note**

Permission control of profile photos is based on persons. In case of multiple employments, if you have a permission to view or edit a photo related to any of the employments (user IDs) for an employee, then you can view or edit all photos of this employee.

**→ Remember**

If a data privacy consent statement on profile photos is enabled, in addition to the role-based permission of photos, the `/odata/v2/Photo` queries also respect each user's decision on whether to allow their profile

photos to be used for other purposes. If a user has declined the statement, their photo records are not returned in the result.

## Supported Operations

Operation	Description
Query	<p>The system stores several images for a single user's profile picture in different sizes to be used in different applications. For example, thumbnail size images are used in the org chart, quickcard and face page, while larger size images are used in People Profile. The different photo types are categorized by the <code>photoType</code> field. You can query for a specified <code>photoType</code>. All photos with the identified <code>photoType</code> for all active users are returned.</p> <ul style="list-style-type: none"><li>• To retrieve photos for a given <code>userId</code> but different <code>photoType</code>, you need to specify the <code>userId</code> in the query.</li><li>• To retrieve a single photo for a given <code>userId</code> and <code>photoType</code>, you need to put both of them into query criteria.</li><li>• To retrieve photos for a given person UUID, you can use the property <code>personUUID</code> or the parameter <code>selected_person_uuid</code>.</li><li>• To query the photo content in byte array format for a given person UUID, you can only use the <code>selected_person_uuid</code> parameter.</li></ul>
Insert	When a photo is imported for a user, the system generates several internal images in different sizes and saves them in the database.
Merge	Updates a photo record in the database with specified photo properties.
Replace	Replaces a photo record in the database.
Delete	The system removes all the internally generated images when a photo is deleted for a user.
Upsert	If the photo doesn't exist, inserts a new one. Otherwise, update the photo record in database.

For more information about supported operations for each photo type, see the **Photo Types** section.

## Photo Entity Behavior

- If you use the property `personUUID` or the parameter `selected_person_uuid` to query profile photos of a person with multiple employments, which also means multiple user IDs, it returns only the entity records related to the main employment of the person.
- In case of multiple employments, if you add, change, or delete a profile photo related to one of the employments of a person, the change applies to all the employments.
- Only Upsert supports handling multiple records. All other operations can only handle a single record.
- Edit operations are only available for photos of `photoType` `LIVE_PROFILE` or `USER_EXPRESSIVE_PHOTO`.
- When a user inserts a `LIVE_PROFILE` photo, `ORG_CHART`, `QUICK_CARD`, `FACE`, `LIVE_PROFILE_SQUARE_60`, and `LIVE_PROFILE_SQUARE_30` photos are generated automatically.
- If a `LIVE_PROFILE` photo is deleted or updated, then `ORG_CHART`, `QUICK_CARD`, `FACE`, `LIVE_PROFILE_SQUARE_60` and `LIVE_PROFILE_SQUARE_30` photos are also deleted or updated.

- For `USER_EXPRESSIVE_PHOTO`, if the size of the photo isn't 980x580, the system raises an error.
- When Public Profile view is set to "Expressive", and user doesn't specify any background photo, querying `USER_EXPRESSIVE_PHOTO` with `userId`, returns the randomly assigned background photo, or default background photo according to the admin setting. If no random image is available, then the default background photo is returned.

## Properties

To retrieve a particular photo, you must specify the `userId` or `personUUID` and `photoType`. These are the business keys for the `Photo` entity:

Property	Description
<code>photoId</code>	The unique ID of the photo.
<code>userId</code>	The user ID of the employee photo.
<code>personUUID</code>	The UUID of the person whose photos you want to query. This property is of string type and filterable only.
<code>photo</code>	base64 encrypted binary data (blob) of the photo.
<code>lastModified</code>	The date on which the photo was last modified.
<code>lastModifiedDateTime</code>	The date and time, with time zone information when the photo was last modified.
<code>photoType</code>	The type of photo.
<code>contentType</code>	The MIME(Multi-Purpose Internet Mail Extensions) Type of the photo.
<code>width</code>	The width of the photo.
<code>height</code>	The height of the photo.
<code>photoName</code>	The name of the photo.

## Photo Types

The following table lists the various photo types that are available:

Phototype Enumeration	Photo type ID	Max Width	Max Height	Supported Operations	Comments
<code>LIVE_PROFILE</code>	1	180	240	Query, Edit	Used as the source copy in user profile photo. Recommended aspect ratio is 3:4(w:h) and recommended minimum size is 180*240.

Phototype Enumeration	Photo type ID	Max Width	Max Height	Supported Operations	Comments
ORG_CHART	2	20	27	Query	System generated. Used as org chart image.
QUICK_CARD	3	60	80	Query	System generated. Used as quickcard of user in V11 theme.
FACE	7	45	60	Query	System generated. Used as quickcard of user in V12 theme.
LIVE_PRO-FILE_SQUARE_60	26	60	60	Query	System generated. Used as user profile photo.
LIVE_PRO-FILE_SQUARE_30	27	30	30	Query	System generated. Used as user profile photo.
USER_EXPRESSIVE_PHOTO	14	980	580	Query, Edit	Background image used in public profile page. It MUST be a 980*580 image, otherwise Upsert operation fails. If this photo is null, API retrieves a random photo instead. And if there's no random photo, API retrieves the default photo.

## Support for Media Resource (MLE)

We now support the Query operation for a media resource. A media resource is typically a BLOB and is described by a Media Link Entity (MLE). MLE is special resource that contains metadata about a media resource. In the OData entity data model, it's an entity type with attribute "m.HasStream" set to True. Sample metadata for an MLE:

### Sample Code

```
<EntityType Name="Photo" m:HasStream="true">
  <Key>
    <PropertyRef Name="photoType" />
    <PropertyRef Name="userId" />
  </Key>
  ...
  <Property...
</Property>
```

```
...  
</EntityType>
```

For a media resource entity, \$value is supported. A sample query `http://<api-server>/odata/v2/Photo(photoType=your_type, userId='your_id')/$value` returns the media resource (BLOB) with the corresponding content type in the response header. The content type is the 'mineType' property of the Photo instance.

## Use Cases

API Call	Description
<code>http://&lt;api-server&gt;/odata/v2/Photo?\$top=10</code>	Query top 10 photos for information.
<code>http://&lt;api-server&gt;/odata/v2/Photo(photoType=1,userId='admin')</code>	Query a single photo with a given key.

### Use Case 1: Query Photo Value with If-Modified-Since HTTP Header

As of Q4 2018, the Photo entity supports the standard HTTP request-header `If-Modified-Since`. With this header, the API call can identify whether a photo has been modified since the time specified in this field. This allows more efficient update of cached photos.

#### Request

Operation	Query
HTTP Method	GET
URI	<code>https://&lt;api-server&gt;/odata/v2/Photo(photoType=1, userId='cgrant')/photo/\$value</code>
Headers	<code>Authorization: Basic &lt;Base 64 encoded ("user@company:password")</code> <code>If-Modified-Since: Wed, 10 Oct 2018 18:00:00 GMT</code>

If the photo has been modified after the given date, the query returns the 200 status code and the new photo value will be updated in the cache. If the photo hasn't been modified since the specified date, the query returns the 304 status code without photo content.

#### Note

The `If-Modified-Since` header only works when you query the content of the photo with \$value.

The `If-Modified-Since` header must follow the date-time format: `If-Modified-Since: <day-name>, <day> <month> <year> <hour>:<minute>:<second> GMT`, in which:

- <day-name> must be a 3-letter abbreviation of weekdays.
- <day> must be 2-digit.
- <month> must be a 3-letter abbreviation of months.
- <hour> : <minute> : <second> must be in the 24-hour clock format.
- GMT is hard-coded and can't be changed.

## Use Case 2: Query All Types of Photos for a Given Person UUID

### Request

Operation	Query
HTTP Method	GET
URI	https://<api-server>/odata/v2/Photo?\$filter=personUUID eq 'admin'&\$format=JSON

### Response

```
{
  "d": {
    "results" : [{
      "__metadata": {
        "uri": "https://<api-server>/odata/v2/Photo(photoType=1,userId='example')",
        "type": "SFOData.Photo"
      },
      "photoType": 1,
      "userId": "example",
      "lastModifiedDate": "/Date(1619785118000+0000)/",
      "width": 180,
      "photo": "<base64 encoded photo content>",
      "photoId": "4607",
      "lastModified": "/Date(1619785118000)/",
      "lastModifiedWithTZ": "/Date(1619785118000+0000)/",
      "mimeType": "image/jpeg",
      "photoName": null,
      "height": 240,
      "userNav": {
        "__deferred": {
          "uri": "https://<api-server>/odata/v2/Photo(photoType=1,userId='example')/"
        }
      }
    }], {
      "__metadata": {
        "uri": "https://<api-server>/odata/v2/Photo(photoType=16,userId='example')",
        "type": "SFOData.Photo"
      },
      "photoType": 16,
      "userId": "example",
      "lastModifiedDate": "/Date(1619785118000+0000)/",
      "width": 980,
      "photo": "<base64 encoded photo content>",
      "photoId": "4706",
      "lastModified": "/Date(1619785118000)/",
      "lastModifiedWithTZ": "/Date(1619785118000+0000)/",
      "mimeType": "image/jpeg",
      "photoName": null,
      "height": 580,
    }
  }
}
```

```

    "userNav": {
      "__deferred": {
        "uri": "https://<api-server>/odata/v2/
Photo(photoType=16,userId='example')/userNav"
      }
    }
  }
}

```

## Use Case 3: Query One Type of Photo with the Parameter `selected_person_uuid`

### Request

Operation	Query
HTTP Method	GET
URI	https://<api-server>/odata/v2/ Photo(photoType=1,userId=' ')? selected_person_uuid=admin&\$format=JSON

#### → Tip

To query the photo content in byte array format for a given person UUID, follow this request:

```

https://<api-server>/odata/v2/Photo(photoType=1,userId=' ')/$value?
selected_person_uuid=admin

```

### Response

```

{
  "d": {
    "__metadata": {
      "uri": "https://<api-server>/odata/v2/Photo(photoType=1,userId='example')",
      "type": "SFOData.Photo"
    },
    "photoType": 1,
    "userId": "example"f,
    "lastModifiedDateTime": "/Date(1619785118000+0000)/",
    "width": 180,
    "photo": "<base64 encoded photo content>",
    "photoId": "4607",
    "lastModified": "/Date(1619785118000)/",
    "lastModifiedWithTZ": "/Date(1619785118000+0000)/",
    "mimeType": "image/jpeg",
    "photoName": null,
    "height": 240,
    "userNav": {
      "__deferred": {
        "uri": "https://<api-server>/odata/v2/Photo(photoType=1,userId='example')/
userNav"
      }
    }
  }
}

```

## HTTP Status (Error) Codes

The OData User Photo API now returns new HTTP status codes as a part of an upsert response. The newly added status codes are 200, 201, 400, and 500. Usually, if the item gets inserted, the httpCode is 201, if the item gets updated, then the httpCode is 204, if we don't know the exact action, the httpCode is 200. For an error, the httpCode is 400 for a bad request exception. If the exception is recognized, the httpCode is set to 500.

Error Code	Description
400	User doesn't exist.
400	User isn't active.
400	Mismatched key.
400	Invalid photo type.
400	Photo record doesn't exist when an update is performed.
400	Photo record already exists when an insert is performed.
400	Photo data is empty.
400	Photo size is larger than 2 MB.
400	The photo type isn't 1 (live profile) or 14(expressive) when editing a photo entity.
403	The photo type is 14 (expressive) and public profile isn't enabled when editing a photo entity.
403	The photo type is 14 (expressive) and expressive mode isn't enabled for company when editing a photo entity.
403	The photo type is 14 (expressive) and public profile isn't in expressive mode for user when editing a photo entity.
403	The photo type is 14 (expressive) and uploading of background photo isn't allowed in admin tools when editing a photo entity.
400	The photo type is 14 (expressive) and edits other user's photo when editing a photo entity.
404	The requested photo isn't found.

Sample JSON with new http codes is:

```
{
  "d": [ {
    "key": "test_new_user_001",
    "status": "OK",
    "editStatus": "INSERTED",
    "message": null,
    "index": 0,
    "httpCode": 201,
    "inlineResults": null
  }, {
    "key": "test_existing_user_001",
    "status": "OK",
    "editStatus": "UPDATED",
    "message": null,
    "index": 1,
    "httpCode": 204,
    "inlineResults": null
  }, {
    "key": "upsert_user_0001",
```



```
"status": "ERROR",
"editStatus": null,
"message": "Key property (User/userId) doesn't match the key in the __metadata
uri",
"index": 2,
"httpCode": 500,
"inlineResults": null
}]
}
```

## Related Information

[SAP Business Accelerator Hub: Photo](#) 

## 9.1.9 Picklists

These topics provide information about legacy and MDF picklist entities, and what you should know about querying and editing picklist fields.

[Legacy Picklists \[page 257\]](#)

Legacy OData API picklist entities include `Picklist`, `PicklistOption`, and `PicklistLabel`.

[MDF Picklists \[page 273\]](#)

MDF OData API picklist entities include `PickListV2` and `PickListValueV2`.

[Query and Edit Behaviors of Entities with Picklist Fields \[page 287\]](#)

Guidelines for querying and editing the picklist fields in OData API entities.

### 9.1.9.1 Legacy Picklists

Legacy OData API picklist entities include `Picklist`, `PicklistOption`, and `PicklistLabel`.

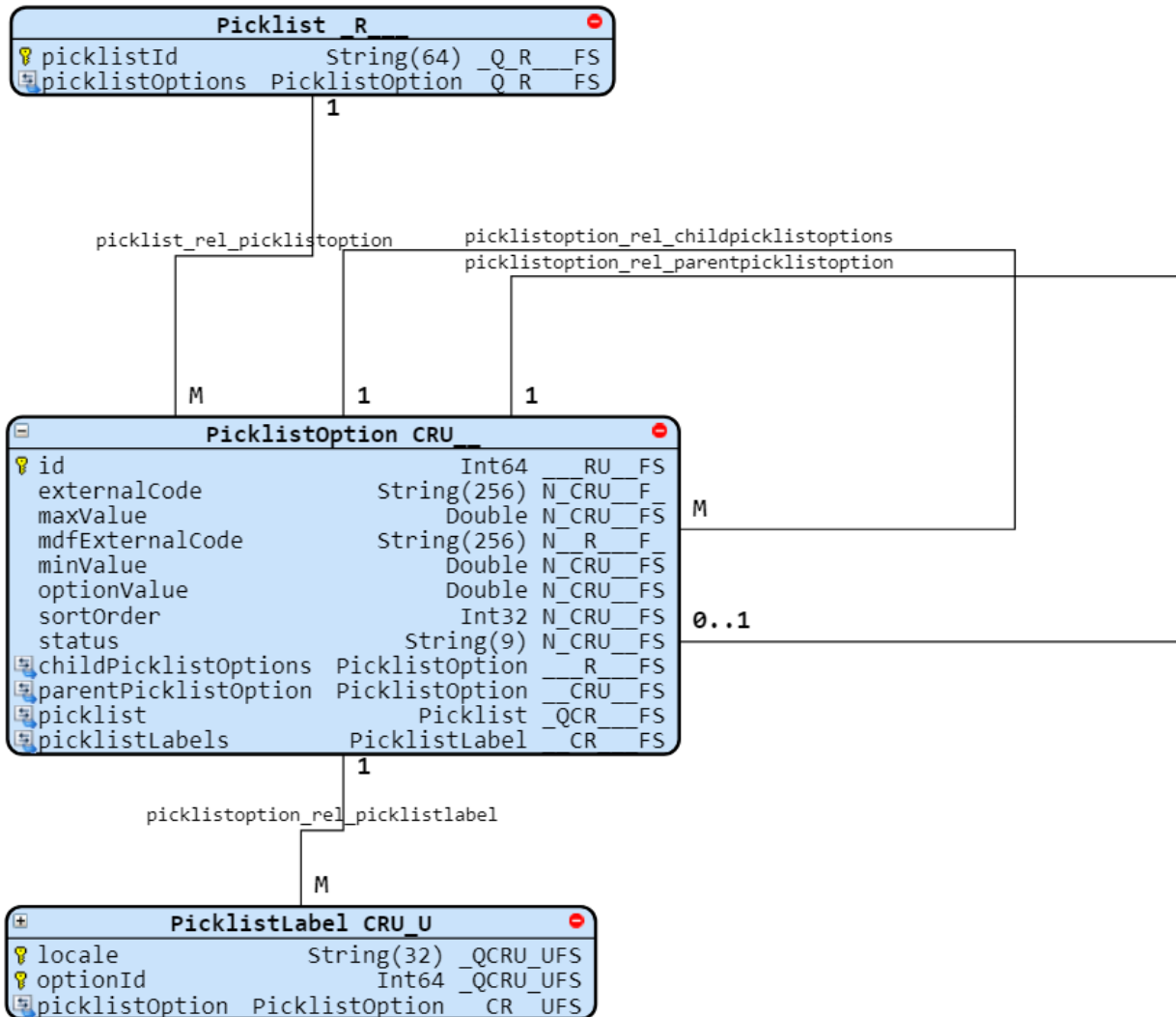
## Permissions

► [Manage System Properties](#) ► [Picklist Management and Picklists Mappings Set Up](#) ►

This permission is only required for direct API calls on the entity. When a user navigates to the picklist from other entities, the permission is not required.

## Entity Relation Diagram

The following diagram shows the relationship between the legacy picklist entities:



[Picklist \[page 259\]](#)

You can use this entity to query the information about legacy picklists.

[PicklistOption \[page 262\]](#)

You can use this entity to query and edit the information of legacy picklist options.

[PicklistLabel \[page 267\]](#)

Picklist labels are texts that describe a picklist option. Picklist labels are language dependent. Use this entity to view, create, and change legacy picklist labels.

Parent topic: [Picklists \[page 257\]](#)

## Related Information

[MDF Picklists \[page 273\]](#)

[Query and Edit Behaviors of Entities with Picklist Fields \[page 287\]](#)

### 9.1.9.1.1 Picklist

You can use this entity to query the information about legacy picklists.

## Supported Operations

Query

## Properties and Navigation Properties

This section lists only the properties and navigation properties that require special business logic, permission, or other additional information. For more information, refer to the API dictionary in [Admin Center](#) [API Center](#) [OData API Data Dictionary](#) or the API metadata using query: `https://<api-server>/odata/v2/<Entity>/$metadata`.

### Properties

Property	Description
<code>picklistId</code>	ID of the picklist.

### Navigation Properties

Navigation Property	Related Entity	Description
<code>picklistOptions</code>	PicklistOption	An association between a picklist and its options.

## Entity Relation Diagram

See [Legacy Picklists \[page 257\]](#) for more information.

## Use Case: Querying a Picklist

This example shows how to query picklist `EmployeeType` and view its options.

### Request

Operation	Query
HTTP Method	GET
URI	<code>https://&lt;API-server&gt;/odata/v2/ Picklist('EmployeeType')? \$expand=picklistOptions&amp;\$format=JSON</code>

### Response

```
{
  "d": {
    "__metadata": {
      "uri": "https://<API-server>/odata/v2/Picklist('EmployeeType')",
      "type": "SFOData.Picklist"
    },
    "picklistId": "EmployeeType",
    "picklistOptions": {
      "results": [
        {
          "__metadata": {
            "uri": "https://<API-server>/odata/v2/  
PicklistOption(1635L)",
            "type": "SFOData.PicklistOption"
          },
          "id": "1635",
          "minValue": "1",
          "externalCode": "EmployeeType_Full_Time",
          "maxValue": "1",
          "optionValue": "-1",
          "sortOrder": 1,
          "mdfExternalCode": "EmployeeType_Full_Time",
          "status": "ACTIVE",
          "parentPicklistOption": {
            "__deferred": {
              "uri": "https://<API-server>/odata/v2/  
PicklistOption(1635L)/parentPicklistOption"
            }
          },
          "picklistLabels": {
            "__deferred": {
              "uri": "https://<API-server>/odata/v2/  
PicklistOption(1635L)/picklistLabels"
            }
          },
          "picklist": {
            "__deferred": {
              "uri": "https://<API-server>/odata/v2/  
PicklistOption(1635L)/picklist"
            }
          },
          "childPicklistOptions": {
            "__deferred": {
              "uri": "https://<API-server>/odata/v2/  
PicklistOption(1635L)/childPicklistOptions"
            }
          }
        }
      ]
    }
  }
}
```

```

    },
    {
      "__metadata": {
        "uri": "https://<API-server>/odata/v2/
PicklistOption(1636L)",
        "type": "SFOData.PicklistOption"
      },
      "id": "1636",
      "minValue": "2",
      "externalCode": "EmployeeType_Part_Time",
      "maxValue": "2",
      "optionValue": "-1",
      "sortOrder": 2,
      "mdfExternalCode": "EmployeeType_Part_Time",
      "status": "ACTIVE",
      "parentPicklistOption": {
        "__deferred": {
          "uri": "https://<API-server>/odata/v2/
PicklistOption(1636L)/parentPicklistOption"
        }
      },
      "picklistLabels": {
        "__deferred": {
          "uri": "https://<API-server>/odata/v2/
PicklistOption(1636L)/picklistLabels"
        }
      },
      "picklist": {
        "__deferred": {
          "uri": "https://<API-server>/odata/v2/
PicklistOption(1636L)/picklist"
        }
      },
      "childPicklistOptions": {
        "__deferred": {
          "uri": "https://<API-server>/odata/v2/
PicklistOption(1636L)/childPicklistOptions"
        }
      }
    },
    {
      "__metadata": {
        "uri": "https://<API-server>/odata/v2/
PicklistOption(1637L)",
        "type": "SFOData.PicklistOption"
      },
      "id": "1637",
      "minValue": "3",
      "externalCode": "EmployeeType_Seasonal",
      "maxValue": "3",
      "optionValue": "-1",
      "sortOrder": 3,
      "mdfExternalCode": "EmployeeType_Seasonal",
      "status": "ACTIVE",
      "parentPicklistOption": {
        "__deferred": {
          "uri": "https://<API-server>/odata/v2/
PicklistOption(1637L)/parentPicklistOption"
        }
      },
      "picklistLabels": {
        "__deferred": {
          "uri": "https://<API-server>/odata/v2/
PicklistOption(1637L)/picklistLabels"
        }
      },
      "picklist": {
        "__deferred": {

```

```
        "uri": "https://<API-server>/odata/v2/  
PicklistOption(1637L)/picklist"  
    },  
    "childPicklistOptions": {  
        "__deferred": {  
            "uri": "https://<API-server>/odata/v2/  
PicklistOption(1637L)/childPicklistOptions"  
        }  
    }  
} ]  
}  
}
```

Parent topic: [Legacy Picklists \[page 257\]](#)

## Related Information

[PicklistOption \[page 262\]](#)

[PicklistLabel \[page 267\]](#)

[SAP Business Accelerator Hub: Picklist](#) 

### 9.1.9.1.2 PicklistOption

You can use this entity to query and edit the information of legacy picklist options.


## Permissions

For more information, see [Legacy Picklists \[page 257\]](#).

## Supported Operations

Query, Insert, Merge, Replace

## Properties and Navigation Properties

This section lists only the properties and navigation properties that require special business logic, permission, or other additional information. For more information, refer to the API dictionary in [Admin Center](#)  [API Center](#)

➤ [OData API Data Dictionary](#) or the API metadata using query: `https://<api-server>/odata/v2/<Entity>/$metadata`.

## Properties

Property	Description
<code>externalCode</code>	External code of the picklist.
<code>id</code>	ID of the picklist.
<code>localeLabel</code>	Locale of the picklist option.  You can use this field to retrieve the text label of a picklist option in the locale of the loggen-in user. If no label exists for that locale, the label of the default company locale will be returned. If that doesn't exist either, the en-US label will be returned. Note that this field is not filterable or sortable, and you need to explicitly add it to <code>\$select</code> to be able to retrieve labels. For example, <code>/odata/v2/PicklistOption?\$select=id,localeLabel</code> .
<code>maxValue</code>	Maximum allowed value of the picklist option.
<code>minValue</code>	Minimum allowed value of the picklist option.
<code>optionValue</code>	Value of the picklist option.
<code>sortOrder</code>	The order in which the picklist option is displayed.
<code>status</code>	Possible statuses: <ul style="list-style-type: none"> <li>ACTIVE: Indicates an active picklist option.</li> <li>OBSOLETED: Indicates an obsolete picklist option.</li> <li>DELETED: Indicates a deleted picklist option.</li> </ul>

## Navigation Properties

Navigation Property	Related Entity	Description
<code>childPicklistOptions</code>	PicklistOption	An association between a picklist option and its child options.
<code>parentPicklistOption</code>	PicklistOption	An association between a picklist option and its parent option.
<code>picklist</code>	Picklist	The picklist that the picklist option belongs to.
<code>picklistLabels</code>	PicklistLabel	Label of the picklist option.

## Entity Relation Diagram

See [Legacy Picklists \[page 257\]](#) for more information.

### Use Case 1: Querying a Picklist Option

This example shows how to query a picklist option with its business key.

Operation	Query
HTTP Method	GET
URI	<code>https://&lt;API-server&gt;/odata/v2/ PicklistOption(3968L)?\$format=json</code>

Response:

```
{
  "d": {
    "__metadata": {
      "uri": "https://<API-server>/odata/v2/PicklistOption(3968L)",
      "type": "SFOData.PicklistOption"
    },
    "id": "3968",
    "minValue": "-1",
    "externalCode": null,
    "maxValue": "-1",
    "optionValue": "-1",
    "sortOrder": 4,
    "mdfExternalCode": "EmployeeType_Contractor",
    "status": "ACTIVE",
    "parentPicklistOption": {
      "__deferred": {
        "uri": "https://<API-server>/odata/v2/PicklistOption(3968L)/  
parentPicklistOption"
      }
    },
    "picklistLabels": {
      "__deferred": {
        "uri": "https://<API-server>/odata/v2/PicklistOption(3968L)/  
picklistLabels"
      }
    },
    "picklist": {
      "__deferred": {
        "uri": "https://<API-server>/odata/v2/PicklistOption(3968L)/  
picklist"
      }
    },
    "childPicklistOptions": {
      "__deferred": {
        "uri": "https://<API-server>/odata/v2/PicklistOption(3968L)/  
childPicklistOptions"
      }
    }
  }
}
```



## Use Case 2: Modifying a Picklist Option with Merge

You can modify a picklist option with the `Merge` operation. This operation updates the existing values and creates new values if they don't exist. A successful operation returns the `200 OK` status code without response payload.

Operation	Merge
HTTP Method	PUT
URI	<code>https://&lt;API-server&gt;/odata/v2/ PicklistOption(281L)</code>
Payload	<pre>{   "__metadata": {     "uri": "PicklistOption",     "type": "SFOData.PicklistOption"   },   "maxValue": "-1",   "minValue": "-1",   "status": "OBSOLETE" }</pre>

## Use Case 3: Creating a New Picklist Option

This example shows how to create a new picklist option with the `Insert` operation.

Operation	Insert
HTTP Method	POST
URI	<code>https://&lt;API-server&gt;/odata/v2/ PicklistOption</code>

Payload

```
{
  "__metadata":{
    "uri":"PicklistOption",
    "type":"SFOData.PicklistOption"
  },
  "picklist":
  {
    "__metadata":{
      "uri":"Picklist('EmployeeType')",
      "type":"SFOData.Picklist"
    },
    "picklistLabels":
    {
      "__metadata":{
        "uri":"PicklistLabel",
        "type":"SFOData.PicklistLabel"
      },
      "label":"Contractor",
      "locale":"en_US"
    },
    "maxValue":"-1",
    "minValue":"-1",
    "status":"ACTIVE"
  }
}
```

Response:

```
{
  "d": {
    "__metadata": {
      "uri": "https://<API-server>/odata/v2/PicklistOption(263L)",
      "type": "SFOData.PicklistOption"
    },
    "maxValue": "-1.0",
    "minValue": "-1.0",
    "status": "ACTIVE",
    "id": "263",
    "picklist": {
      "__deferred": {
        "uri": "https://<API-server>/odata/v2/PicklistOption(263L)/picklist"
      }
    },
    "picklistLabels": {
      "__metadata": {
        "uri": "https://<API-server>/odata/v2/PicklistLabel(locale='en_US',optionId=263L)",
        "type": "SFOData.PicklistLabel"
      },
      "label": "Contractor",
      "locale": "en_US",
      "optionId": "263"
    }
  }
}
```

## Use Case 4: Modifying a Picklist Option with Replace

You can modify a picklist option with the `Replace` operation. This operation removes all existing values and replaces them with the new values provided in the payload. A successful operation returns the `200 OK` status code without response payload.

Operation	Replace
HTTP Method	PUT
URI	<code>https://&lt;API-server&gt;/odata/v2/ PicklistOption(281L)</code>
Payload	<pre>{   "__metadata": {     "uri": "PicklistOption",     "type": "SFOData.PicklistOption"   },   "maxValue": "-1",   "minValue": "-1",   "status": "ACTIVE" }</pre>

Parent topic: [Legacy Picklists \[page 257\]](#)

### Related Information

[Picklist \[page 259\]](#)

[PicklistLabel \[page 267\]](#)

[SAP Business Accelerator Hub: PicklistOption](#) 

### 9.1.9.1.3 PicklistLabel

Picklist labels are texts that describe a picklist option. Picklist labels are language dependent. Use this entity to view, create, and change legacy picklist labels.

### Permissions

For more information, see [Legacy Picklists \[page 257\]](#).

## Supported Operations

Query, Insert, Upsert, Merge, Replace

## Properties and Navigation Properties

This section lists only the properties and navigation properties that require special business logic, permission, or other additional information. For more information, refer to the API dictionary in [Admin Center](#) [API Center](#) [OData API Data Dictionary](#) or the API metadata using query: `https://<api-server>/odata/v2/<Entity>/$metadata`.

### Properties

Property	Description
id	ID of the picklist label.
label	Picklist label text in the language of the specified locale.
locale	Locale of the picklist. This is a business key.
optionId	ID of the picklist option that the label describes. This is a business key.

### Navigation Properties

Navigation Property	Related Entity	Description
picklistOption	PicklistOption	The picklist option that the label describes.

## Entity Relation Diagram

See [Legacy Picklists \[page 257\]](#) for more information.

## Use Case 1: Querying a Picklist Label

This example shows how to query a picklist label with its business keys.

Operation	Query
-----------	-------

HTTP Method	GET
URI	To query a single picklist label, provide the optionId and locale in the URI:  <pre>https://&lt;API-server&gt;/odata/v2/ PicklistLabel(optionId=261L,locale='en_US' )</pre>

Response:

```
{
  "d": {
    "__metadata": {
      "uri": "https://<API-server>/odata/v2/
PicklistLabel(locale='en_US',optionId=261L)",
      "type": "SFOData.PicklistLabel"
    },
    "optionId": "261",
    "locale": "en_US",
    "id": "261",
    "label": "Contractor",
    "picklistOption": {
      "__deferred": {
        "uri": "https://<API-server>/odata/v2/
PicklistLabel(locale='en_US',optionId=261L)/picklistOption"
      }
    }
  }
}
```

## Use Case 2: Creating a Picklist Label

This example shows how to create a new picklist label using the Insert operation.

Operation	Insert
HTTP Method	POST
URI	<pre>https://&lt;API-server&gt;/odata/v2/ PicklistLabel</pre>
Payload	<pre>{   "__metadata":{     "uri":"PicklistLabel(optionId=3965L,loca le='en_US')",     "type":"SFOData.PicklistLabel"   },   "label":"Full Time Employee" }</pre>

Status code [201 Created](#) is returned upon success operation with the following example response:

```
{
  "d": {
```

```

    "__metadata": {
      "uri": "https://<API-server>/odata/v2/
PicklistLabel(locale='en_EN',optionId=3965L)",
      "type": "SFOData.PicklistLabel"
    },
    "label": "Full Time Employee"
  }
}

```

### Use Case 3: Changing a Picklist Label with Merge

This example shows how to change a picklist label with `Merge`. This operation updates the existing values and creates new values if they don't exist. A successful operation returns the `200 OK` status code without response payload.

Operation	Merge
HTTP Method	PUT
URI	<p>You must provide the optionId and locale in the URI to replace a picklist label.</p> <pre> https://&lt;API-server&gt;/odata/v2/ PicklistLabel(optionId=3965L,locale='en_US ') </pre>
Payload	<pre> {   "__metadata":{     "uri":"PicklistLabel(optionId=3965L,locale='en_US')",     "type":"SFOData.PicklistLabel"   },   "label":"Full Time Employee" } </pre>

### Use Case 4: Changing a Picklist Label with Replace

This example shows how to change a picklist label with `Replace`. This operation removes all existing values and replaces them with the new values provided in the payload. A successful operation returns the `200 OK` status code without response payload.

Operation	Replace
HTTP Method	PUT

URI	<p>You must provide the optionId and locale in the URI to replace a picklist label.</p> <pre>https://&lt;API-server&gt;/odata/v2/ PicklistLabel(optionId=3965L,locale='en_US ')</pre>
Payload	<pre>{   "__metadata":{     "uri":"PicklistLabel(optionId=3965L,locale='en_US')",     "type":"SFOData.PicklistLabel"   },   "label":"Full Time Employee" }</pre>

## Use Case 5: Creating and Updating Multiple Picklist Labels

You can use the `Upsert` operation to mass create and edit picklist labels. This example shows how to create a label in English and modify another label text in French with one API call:

Operation	Upsert
HTTP Method	POST
URI	<p>You must provide the optionId and locale in the URI to replace a picklist label.</p> <pre>https://&lt;API-server&gt;/odata/v2/upsert</pre>
Payload	<pre>[   {     "__metadata":{       "uri":"PicklistLabel(optionId=261L,locale='en_US')",       "type":       "SFOData.PicklistLabel"     },     "label":"Full Time Employee"   },   {     "__metadata":{       "uri":"PicklistLabel(optionId=261L,locale='fr_FR')",       "type":       "SFOData.PicklistLabel"     },     "label":"Employé à Plein Temps"   } ]</pre>

Response:

```
{
  "d": [
    {
      "key": "PicklistLabel/locale=en_US,PicklistLabel/optionId=261",
      "status": "OK",
      "editStatus": "UPDATED",
      "message": "updated successfully",
      "index": 0,
      "httpCode": 204,
      "inlineResults": null
    },
    {
      "key": "PicklistLabel/locale=fr_FR,PicklistLabel/optionId=261",
      "status": "OK",
      "editStatus": "INSERTED",
      "message": "inserted successfully",
      "index": 1,
      "httpCode": 201,
      "inlineResults": null
    }
  ]
}
```

#### ⓘ Note

You are only allowed to create and edit labels in the locales that are enabled in your instance.

Parent topic: [Legacy Picklists \[page 257\]](#)

## Related Information

[Picklist \[page 259\]](#)

[PicklistOption \[page 262\]](#)

[SAP Business Accelerator Hub: PicklistLabel](#) 



## 9.1.9.2 MDF Picklists

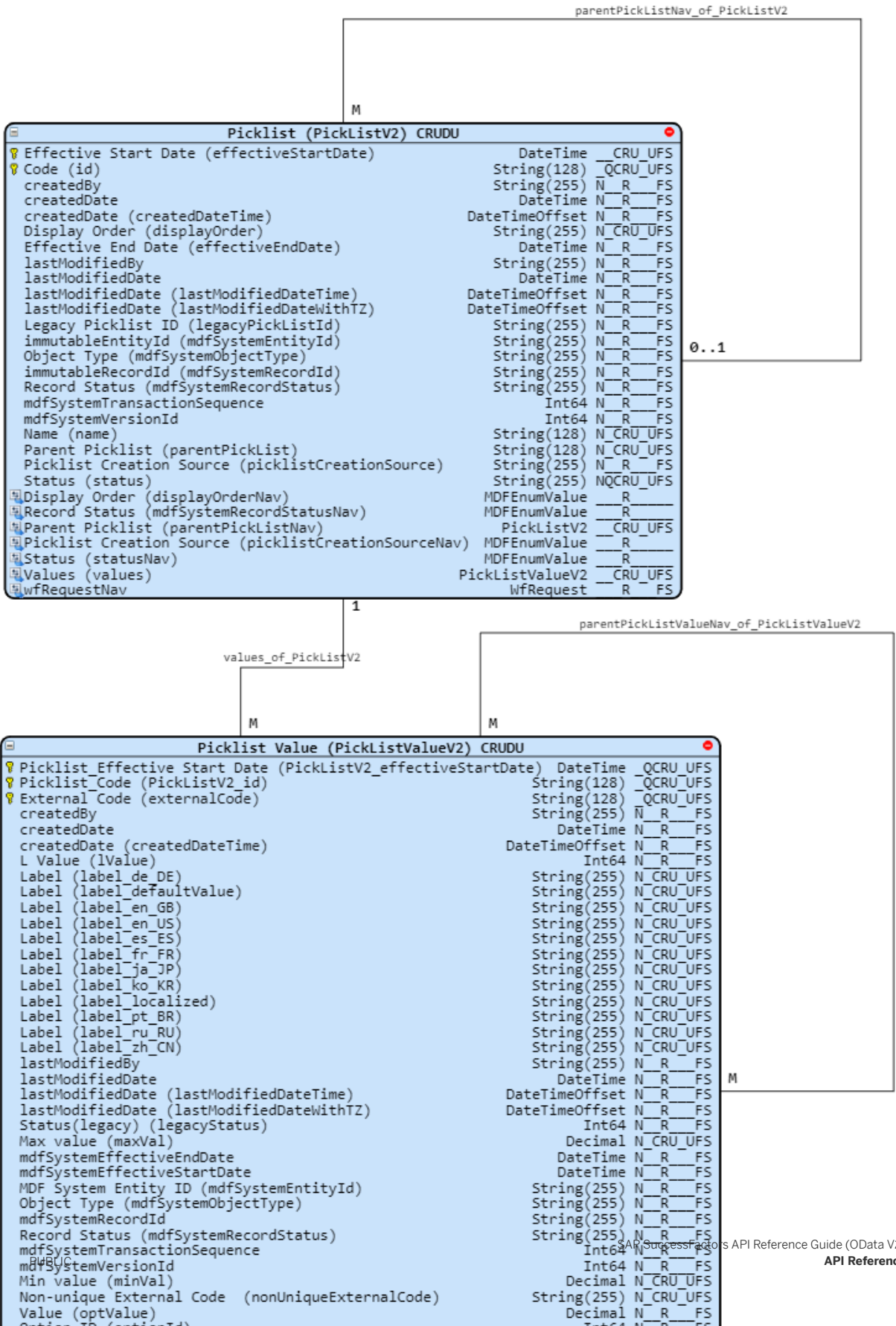
MDF OData API picklist entities include `PickListV2` and `PickListValueV2`.

### Permissions

The following permission is required to access MDF picklist entities:

Permission System	Required Setting
Role-based	<a href="#">▶ Administrator Permissions</a> > <a href="#">▶ Metadata Framework</a> > <a href="#">▶ Access to non-secured objects</a> ▶

# Entity Relation Diagram



[PickListV2 \[page 275\]](#)

You can use this entity to view, create, change, and delete MDF picklist information.

[PickListValueV2 \[page 281\]](#)

You can use this entity to view, create, change, and delete the values for MDF picklists.

**Parent topic:** [Picklists \[page 257\]](#)

## Related Information

[Legacy Picklists \[page 257\]](#)

[Query and Edit Behaviors of Entities with Picklist Fields \[page 287\]](#)

[List of MDF Core Objects](#)

### 9.1.9.2.1 PickListV2

You can use this entity to view, create, change, and delete MDF picklist information.

## Permissions

For more information, see [MDF Picklists \[page 273\]](#).

## Supported Operations

Query, Insert, Upsert, Replace, Merge, Delete

## Properties and Navigation Properties

This section lists only the properties and navigation properties that require special business logic, permission, or other additional information. For more information, refer to the API dictionary in [Admin Center](#) [API Center](#) [OData API Data Dictionary](#) or the API metadata using query: `https://<api-server>/odata/v2/<Entity>/$metadata`.

## Navigation Properties

Navigation Property	Related Entity	Description
values	PickListValueV2	An association between PickListV2 and PickListValueV2
displayOrderNav	MDFEnumValue	An association between PickListV2 and MDFEnumValue
statusNav	MDFEnumValue	An association between PickListV2 and MDFEnumValue.

## Entity Relation Diagram

For more information, see [MDF Picklists \[page 273\]](#).

## Use Case 1: Query Picklist Records

This example shows how to query picklist records with specific criteria.

### Request

Operation	Query
HTTP Method	GET
URI	<code>https://&lt;API-server&gt;/odata/v2/ PickListV2(effectiveStartDate=datetime'1900-01-01T00:00:00', id='sysJobCodes')</code>

### Response

```
{
  "d": {
    "__metadata": {
      "uri": "https://<API-server>/odata/v2/  
PickListV2(effectiveStartDate=datetime'1900-01-01T00:00:00',id='sysJobCodes')",
      "type": "SFOData.PickListV2"
    },
    "effectiveStartDate": "/Date(-2208988800000)/",
    "id": "sysJobCodes",
    "effectiveEndDate": "/Date(253402214400000)/",
    "lastModifiedDate": "/Date(1557740820000+0000)/",
    "lastModifiedBy": "vlaml",
    "displayOrder": null,
    "createdDateTime": "/Date(1537377098000+0000)/",
    "legacyPickListId": "sysJobCodes",
    "mdfSystemRecordStatus": "N",
    "picklistCreationSource": "MIGRATED",
    "parentPickList": null,
    "createdBy": "v4admin",
    "name": null,
    "status": "A",
```

```

        "displayOrderNav": {
            "__deferred": {
                "uri": "https://<API-server>/odata/v2/
PickListV2(effectiveStartDate=datetime'1900-01-01T00:00:00',id='sysJobCodes')/
displayOrderNav"
            }
        },
        "values": {
            "__deferred": {
                "uri": "https://<API-server>/odata/v2/
PickListV2(effectiveStartDate=datetime'1900-01-01T00:00:00',id='sysJobCodes')/
values"
            }
        },
        "createdByNav": {
            "__deferred": {
                "uri": "https://<API-server>/odata/v2/
PickListV2(effectiveStartDate=datetime'1900-01-01T00:00:00',id='sysJobCodes')/
createdByNav"
            }
        },
        "statusNav": {
            "__deferred": {
                "uri": "https://<API-server>/odata/v2/
PickListV2(effectiveStartDate=datetime'1900-01-01T00:00:00',id='sysJobCodes')/
statusNav"
            }
        },
        "parentPickListNav": {
            "__deferred": {
                "uri": "https://<API-server>/odata/v2/
PickListV2(effectiveStartDate=datetime'1900-01-01T00:00:00',id='sysJobCodes')/
parentPickListNav"
            }
        },
        "picklistCreationSourceNav": {
            "__deferred": {
                "uri": "https://<API-server>/odata/v2/
PickListV2(effectiveStartDate=datetime'1900-01-01T00:00:00',id='sysJobCodes')/
picklistCreationSourceNav"
            }
        },
        "wfRequestNav": {
            "__deferred": {
                "uri": "https://<API-server>/odata/v2/
PickListV2(effectiveStartDate=datetime'1900-01-01T00:00:00',id='sysJobCodes')/
wfRequestNav"
            }
        },
        "lastModifiedByNav": {
            "__deferred": {
                "uri": "https://<API-server>/odata/v2/
PickListV2(effectiveStartDate=datetime'1900-01-01T00:00:00',id='sysJobCodes')/
lastModifiedByNav"
            }
        },
        "mdfSystemRecordStatusNav": {
            "__deferred": {
                "uri": "https://<API-server>/odata/v2/
PickListV2(effectiveStartDate=datetime'1900-01-01T00:00:00',id='sysJobCodes')/
mdfSystemRecordStatusNav"
            }
        }
    }
}

```

## Use Case 2: Create a Picklist Record

This example shows how to create a picklist record.

### Request

Operation	Insert
HTTP Method	POST
URI	https://<API-server>/odata/v2/PickListV2
Payload	<pre>{   "__metadata": {     "uri":     "PickListV2(effectiveStartDate=datetime'1900-01-01T00:00:00',id='OfficeLocation')"   },   "effectiveStartDate": "/Date(-2208988800000)/",   "id": "OfficeLocation",   "status": "A" }</pre>

### Response

<pre>{   "d": {     "__metadata": {       "uri": "https://&lt;API-server&gt;/odata/v2/ PickListV2(effectiveStartDate=datetime'1900-01-01T00:00:00',id='OfficeLocation')",       "type": "SFOData.PickListV2"     },     "status": "A",     "effectiveStartDate": "/Date(-2208988800000)/",     "id": "OfficeLocation"   } }</pre>
---

## Use Case 3: Replace an Existing Picklist Record

This example shows how to replace an existing picklist record. This operation removes all existing values and replaces them with the new values provided in the payload. If a property is not present in the payload, it will be reset to the default value. A successful operation returns the [200 OK](#) status code without response payload.

### Request

Operation	Replace
HTTP Method	PUT

URI	<code>https://&lt;API-server&gt;/odata/v2/ PickListV2(effectiveStartDate=datetime'1900-01-01T00:00:00' ,id='sysJobCodes')</code>
-----	--

Payload	<pre>{   "__metadata": {     "uri":     "PickListV2(effectiveStartDate=datetime'1900-01-01T00:00:00',id='sysJobCodes')"   },   "effectiveStartDate": "/Date(-2208988800000)/",   "id": "sysJobCodes",   "name": "StringType",   "status": "A" }</pre>
---------	---

## Use Case 4: Change an Existing Picklist Record with Merge

This example shows how to change an existing picklist record with `Merge`. This operation updates the existing values and creates new values if they don't exist. For other properties not mentioned in the payload, their values remain untouched. A successful operation returns the `200 OK` status code without response payload.

### Request

Operation	Merge
HTTP Method	POST
URI	<code>https://&lt;API-server&gt;/odata/v2/ PickListV2(effectiveStartDate=datetime'1900-01-01T00:00:00' ,id='sysJobCodes')</code>
Headers	<code>x-http-method: MERGE</code>
Payload	<pre>{   "name": "Relationship" }</pre>

## Use Case 5: Delete an Existing Picklist Record

This example shows how to delete an existing picklist record. A successful operation returns the `200 OK` status code without response payload.

### Request

Operation	Delete
-----------	--------

HTTP Method	DELETE
URI	https://<API-server>/odata/v2/ PickListV2(effectiveStartDate=datetime'1900-01-01T00:00:00' ,id='sysJobCodes')

## Use Case 6: Create or Update a Picklist Record with Upsert

This example shows how to update a picklist record with Upsert.

### Request

Operation	Upsert
HTTP Method	POST
URI	https://<API-server>/odata/v2/PickListV2/upsert
Payload	<pre>{   "__metadata": {     "uri":     "PickListV2(effectiveStartDate=datetime'1900-01-01T00:00:00',id='ACADEMICDEGREE')"   },   "effectiveStartDate": "/Date(-2208988800000)/",   "id": "ACADEMICDEGREE",   "name": "FamilyMember",   "status": "A" }</pre>

### Response

<pre>{   "d": [     {       "key": null,       "status": "OK",       "editStatus": "UPSERTED",       "message": null,       "index": 0,       "httpCode": 200,       "inlineResults": null     }   ] }</pre>
--

Parent topic: [MDF Picklists \[page 273\]](#)



## Related Information

[PickListValueV2 \[page 281\]](#)

[SAP Business Accelerator Hub: PickListV2](#)

### 9.1.9.2.2 PickListValueV2

You can use this entity to view, create, change, and delete the values for MDF picklists.

## Permissions

For more information, see [MDF Picklists \[page 273\]](#).

## Supported Operations

Query, Insert, Upsert, Replace, Merge, Delete

## Properties and Navigation Properties

This section lists only the properties and navigation properties that require special business logic, permission, or other additional information. For more information, refer to the API dictionary in [Admin Center](#) [API Center](#) [OData API Data Dictionary](#) or the API metadata using query: `https://<api-server>/odata/v2/<Entity>/$metadata`.

### Navigation Properties

Navigation Property	Related Entity	Description
<code>mdfSystemRecordStatusNav</code>	MDFEnumValue	An association between PickListV2 and MDFEnumValue.
<code>statusNav</code>	MDFEnumValue	An association between PickListV2 and MDFEnumValue.

## Entity Relation Diagram

For more information, see [MDF Picklists \[page 273\]](#).

## Use Case: Query a Picklist Value

This example shows how to query a picklist value with specific criteria.

### Request

Operation	Query
HTTP Method	GET
URI	<code>https://&lt;API-server&gt;/odata/v2/ PickListValueV2(PickListV2_effectiveStartDate=datetime'1900-01-01T00:00:00',PickListV2_id='OccupCode_PER',externalCode='751013')</code>

### Response

```
{
  "d": {
    "results": [
      {
        "__metadata": {
          "uri": "https://<API-server>/odata/v2/  
PickListValueV2(PickListV2_effectiveStartDate=datetime'1900-01-01T00:00:00',PickList  
V2_id='OccupCode_PER',externalCode='751013')",
          "type": "SFOData.PickListValueV2"
        },
        "externalCode": "751013",
        "PickListV2_effectiveStartDate": "/Date(-2208988800000)/",
        "PickListV2_id": "OccupCode_PER",
        "label_nl_NL": null,
        "lastModifiedDateTime": "/Date(1542499689000+0000)/",
        "mdfSystemEffectiveEndDate": "/Date(253402214400000)/",
        "createdDateTime": "/Date(1542499689000+0000)/",
        "mdfSystemVersionId": null,
        "label_es_ES": "Pelador de Cueros y Pellejos a Máquina - 751013",
        "maxVal": "-1.0",
        "minVal": "-1.0",
        "label_pt_BR": "Pelador de Cueros y Pellejos a Máquina - 751013",
        "mdfSystemEntityId": "1F4860F5D0044C7F9B722A5B9BB4E7CF",
        "label_en_DEBUG": null,
        "nonUniqueExternalCode": "751013",
        "legacyStatus": "0",
        "label_ru_RU": "Pelador de Cueros y Pellejos a Máquina - 751013",
        "mdfSystemRecordStatus": "N",
        "label_defaultValue": "Pelador de Cueros y Pellejos a Máquina -  
751013",
        "label_en_US": "Pelador de Cueros y Pellejos a Máquina - 751013",
        "label_de_DE": "Pelador de Cueros y Pellejos a Máquina - 751013",
        "label_localized": "Pelador de Cueros y Pellejos a Máquina -  
751013",
        "label_ko_KR": "Pelador de Cueros y Pellejos a Máquina - 751013",
        "optionId": "15103",
        "status": "A",
        "optValue": "-1.0",
        "lValue": "3115",
        "mdfSystemEffectiveStartDate": "/Date(-2208988800000)/",
        "label_zh_TW": "Pelador de Cueros y Pellejos a Máquina - 751013",
        "label_ja_JP": "Pelador de Cueros y Pellejos a Máquina - 751013",
        "mdfSystemObjectType": "PickListValue",
        "label_pt_PT": null,
        "lastModifiedDate": "/Date(1542481689000)/",
        "lastModifiedBy": "v4admin",
      }
    ]
  }
}
```

```

    "lastModifiedDateWithTZ": "/Date(1542499689000+0000)/",
    "label_zh_CN": "Pelador de Cueros y Pellejos a Máquina - 751013",
    "rValue": "0",
    "mdfSystemTransactionSequence": "1",
    "createdDate": "/Date(1542481689000)/",
    "createdBy": "v4admin",
    "parentPickListValue": null,
    "mdfSystemRecordId": "B06552CD440A4482ABA6A8523FF3DED3",
    "label_fr_FR": "Pelador de Cueros y Pellejos a Máquina - 751013",
    "label_en_GB": "Pelador de Cueros y Pellejos a Máquina - 751013",
    "createdByNav": {
      "__deferred": {
        "uri": "https://<API-server>/odata/v2/
PickListValueV2(PickListV2_effectiveStartDate=datetime'1900-01-01T00:00:00',PickList
V2_id='OccupCode_PER',externalCode='751013')/createdByNav"
      }
    },
    "statusNav": {
      "__deferred": {
        "uri": "https://<API-server>/odata/v2/
PickListValueV2(PickListV2_effectiveStartDate=datetime'1900-01-01T00:00:00',PickList
V2_id='OccupCode_PER',externalCode='751013')/statusNav"
      }
    },
    "labelTranslationTextNav": {
      "__deferred": {
        "uri": "https://<API-server>/odata/v2/
PickListValueV2(PickListV2_effectiveStartDate=datetime'1900-01-01T00:00:00',PickList
V2_id='OccupCode_PER',externalCode='751013')/labelTranslationTextNav"
      }
    },
    "lastModifiedByNav": {
      "__deferred": {
        "uri": "https://<API-server>/odata/v2/
PickListValueV2(PickListV2_effectiveStartDate=datetime'1900-01-01T00:00:00',PickList
V2_id='OccupCode_PER',externalCode='751013')/lastModifiedByNav"
      }
    },
    "mdfSystemRecordStatusNav": {
      "__deferred": {
        "uri": "https://<API-server>/odata/v2/
PickListValueV2(PickListV2_effectiveStartDate=datetime'1900-01-01T00:00:00',PickList
V2_id='OccupCode_PER',externalCode='751013')/mdfSystemRecordStatusNav"
      }
    },
    "parentPickListValueNav": {
      "__deferred": {
        "uri": "https://<API-server>/odata/v2/
PickListValueV2(PickListV2_effectiveStartDate=datetime'1900-01-01T00:00:00',PickList
V2_id='OccupCode_PER',externalCode='751013')/parentPickListValueNav"
      }
    }
  }
}
]
}
}

```

## Use Case: Create a Picklist Value

### Request

Operation	Insert
HTTP Method	POST
URI	https://<API-server>/odata/v2/PickListValueV2
Payload	<pre>{   "__metadata": {     "uri":       "PickListValueV2(PickListV2_effectiveStartDate=datetime ' 1900-01-01T00:00:00',PickListV2_id='OfficeLocation',externalCode='717011')",     "type": "SFOData.PickListValueV2"   },   "externalCode": "717011",   "PickListV2_effectiveStartDate": "/ Date(-2208988800000)/",   "PickListV2_id": "OfficeLocation",   "status": "A",   "label_en_US": "Guangzhou" }</pre>

**Note**

You must include at least one label property in the request payload.

### Response

	<pre>{   "d": {     "__metadata": {       "uri": "https://&lt;API-server&gt;/odata/v2/ PickListValueV2(PickListV2_effectiveStartDate=datetime '1900-01-01T00:00:00',PickList V2_id='OfficeLocation',externalCode='717011')",       "type": "SFOData.PickListValueV2"     },     "status": "A",     "label_en_US": "Guangzhou",     "PickListV2_id": "OfficeLocation",     "PickListV2_effectiveStartDate": "/Date(-2208988800000)/",     "externalCode": "717011"   } }</pre>
--	---

## Use Case: Replace an Existing Picklist Value

This example shows how to replace an existing picklist value. This operation removes all existing values and replaces them with the new values provided in the payload. If a property is not present in the payload, it will be reset to the default value. A successful operation returns the **200 OK** status code without response payload.

## Request

Operation	Replace
HTTP Method	PUT
URI	<code>https://&lt;API-server&gt;/odata/v2/ PickListValueV2(PickListV2_effectiveStartDate=datetime'1900-01-01T00:00:00',PickListV2_id='OfficeLocation',externalCode='717011')</code>
Payload	<pre>{   "__metadata": {     "uri":     "PickListValueV2(PickListV2_effectiveStartDate=datetime'1900-01-01T00:00:00',PickListV2_id='OfficeLocation',externalCode='717011')",     "type": "SFOData.PickListValueV2"   },   "externalCode": "717011",   "PickListV2_effectiveStartDate": "/Date(-2208988800000)/",   "PickListV2_id": "OfficeLocation",   "status": "A",   "label_en_US": "Shanghai" }</pre>

## Use Case: Change an Existing Picklist Value with Merge

This example shows how to change an existing picklist value with `Merge`. This operation updates the existing values and creates new values if they don't exist. For other properties not mentioned in the payload, their values remain untouched. A successful operation returns the `200 OK` status code without response payload.

## Request

Operation	Merge
HTTP Method	POST
URI	<code>https://&lt;API-server&gt;/odata/v2/ PickListValueV2(PickListV2_effectiveStartDate=datetime'1900-01-01T00:00:00',PickListV2_id='OfficeLocation',externalCode='717011')</code>
Headers	<code>x-http-method: MERGE</code>
Payload	<pre>{   "label_zh_TW": "上海", }</pre>

## Use Case: Delete an Existing Picklist Record

This example shows how to delete an existing picklist value. A successful operation returns the [200 OK](#) status code without response payload.

### Request

Operation	Delete
HTTP Method	DELETE
URI	<code>https://&lt;API-server&gt;/odata/v2/ PickListValueV2(PickListV2_effectiveStartDate=datetime'1900-01-01T00:00:00',PickListV2_id='OfficeLoc',externalCode='717012')</code>

## Use Case: Create or Update a Picklist Record with Upsert

This example shows how to update a picklist value with Upsert.

### Request

Operation	UPSERT
HTTP Method	POST
URI	<code>https://&lt;API-server&gt;/odata/v2/PickListValueV2/upsert</code>
Payload	<pre>{   "__metadata": {     "uri":     "PickListValueV2(PickListV2_effectiveStartDate=datetime'1900-01-01T00:00:00',PickListV2_id='OfficeLocation',externalCode='717011')",     "type": "SFOData.PickListValueV2"   },   "externalCode": "717011",   "PickListV2_effectiveStartDate": "/Date(-2208988800000)/",   "PickListV2_id": "OfficeLocation",   "status": "A",   "label_en_US": "Beijing" }</pre>

### Response

<pre>{   "d": [     {       "key": null,       "status": "OK",       "editStatus": "UPsertED",       "message": null,     }   ] }</pre>
---

```
    "index": 0,  
    "httpCode": 200,  
    "inlineResults": null  
  }  
]  
}
```

Parent topic: [MDF Picklists \[page 273\]](#)

## Related Information

[PickListV2 \[page 275\]](#)

[SAP Business Accelerator Hub: PickListValueV2](#)

### 9.1.9.3 Query and Edit Behaviors of Entities with Picklist Fields

Guidelines for querying and editing the picklist fields in OData API entities.

An OData API entity may contain properties whose values come from a picklist. In SAP SuccessFactors, two types of picklists are available: legacy picklists and MDF picklists. Both picklists can be used to provide restricted values for an OData API entity. Because legacy and MDF picklists are designed differently, querying and editing behaviors of entities with picklist fields are also different. In this topic, you'll learn how to distinguish one type of picklist fields from the other and how to query/edit them.

#### How can I tell which type of picklist is used?

There are two ways to find out which type of picklist field is used in an entity:

- You can go to the [OData API Data Dictionary](#) to check the entity details.
- You can run an OData query and look at the entity metadata.

#### Checking the picklist type in OData API Data Dictionary

The [OData API Data Dictionary](#) provides all the information you need to identify which type of picklist is used in an entity. The following steps explain how to do this:

1. Go to [Admin Center](#) > [API Center](#) > [OData API Data Dictionary](#), and search for the entity.
2. Open the entity from search result, and locate the fields with values in the `sap:picklist` column. Note that for each picklist field, a string type property field and a navigation to the corresponding picklist object exist. The navigation property usually derives from the string field with a "Nav" suffix. For example, in the

Position entity, you'll see a string-type property called `employeeClass` and a navigation property called `employeeClassNav`. Both properties have the `sap:picklist` attribute with value `EmployeeClass`:

Property Name	Label	Type	sap:picklist	Business Key	Nullable	sap:required
effectiveStatus	Status	string		false	true	true
employeeClass	Employee Class	string	EmployeeClass	false	true	false
externalName_de_DE	Title	string		false	true	false
effectiveStatusNav	Status	MDFEnumValue		false	true	false
employeeClassNav	Employee Class	PickListValueV2	EmployeeClass	false	true	false
externalNameTranslatio...	Title	MDFLocalizedValue		false	true	false

3. The *Type* field of the navigation property may take these values:

- *PicklistOption*: This indicates legacy picklist.
- *PickListValueV2*: This indicates MDF picklist.

In the example above, the `Position` entity has an MDF picklist field as indicated by *PickListValueV2*.

## Checking the picklist type in OData metadata

You can use an OData query to download the metadata of OData APIs and check the picklist type. Using entity `PerPersonal` and its `maritalStatus` property as an example, the following query shows how to retrieve the metadata:

```
https://<API-server>/odata/v2/PerPersonal,PicklistOption,PickListValueV2/$metadata
```

The result returns the metadata for three entities: `PerPersonal`, `PicklistOption`, and `PickListV2`. Note that both legacy and MDF picklist entities are included because we are not sure which type an entity is associated with. You can also download the entire OData metadata by not specifying any entity in the URI, but this could take considerably more time and thus is not recommended in this case.

In the returned metadata document, go to the `PerPersonal` section and you'll find the following information:

```
...
<Property Name="maritalStatus" Type="Edm.String" Nullable="true"
sap:required="false" sap:creatable="false" sap:updatable="false"
sap:upsertable="true" sap:visible="true" sap:sortable="true" sap:filterable="true"
MaxLength="50" sap:picklist="ecMaritalStatus" sap:label="Marital Status"></Property>
...
<NavigationProperty Name="maritalStatusNav"
sap:required="false" sap:creatable="false" sap:updatable="false"
sap:upsertable="false" sap:visible="true" sap:sortable="true"
sap:filterable="true" sap:picklist="ecMaritalStatus"
Relationship="SFOData.PerPersonal_maritalStatus_picklist" FromRole="PerPersonal"
ToRole="picklistoption" sap:label="Marital Status"></NavigationProperty>
...
<AssociationSet Name="PerPersonal_maritalStatus_picklist"
Association="SFOData.PerPersonal_maritalStatus_picklist">
  <End EntitySet="PerPersonal" Role="PerPersonal"></End>
  <End EntitySet="PicklistOption" Role="picklistoption"></End>
</AssociationSet>
```



Note that both property and navigation property lines have the same `sap:picklist="ecMaritalStatus"` attribute-value pair, which indicates a picklist object. The association information points to the legacy `PicklistOption` entity:

```
<End EntitySet="PicklistOption" Role="picklistoption"></End>
```

If you look at the the corresponding metadata of the `Position`, the association points to the MDF `PickListValueV2` entity:

```
...
<Property Name="jobLevel" Type="Edm.String" Nullable="true" sap:required="false"
sap:creatable="true" sap:updatable="true" sap:upsertable="true" sap:visible="true"
sap:sortable="true" sap:filterable="true" MaxLength="128" sap:picklist="JobLevel"
sap:label="Job Level"></Property>
...
<NavigationProperty Name="jobLevelNav" sap:required="false" sap:creatable="true"
sap:updatable="true" sap:upsertable="true" sap:visible="true"
sap:sortable="true" sap:filterable="true" sap:picklist="JobLevel"
Relationship="SFOData.jobLevelNav_of_Position" FromRole="Position"
ToRole="jobLevelNav" sap:field-control="PositionFieldControlsNav/jobLevelNav"
sap:label="Job Level"></NavigationProperty>
...
<Association Name="jobLevelNav_of_Position">
  <End Type="SFOData.Position" Multiplicity="*" Role="Position"></End>
  <End Type="SFOData.PickListValueV2" Multiplicity="0..1" Role="jobLevelNav"></
End>
</Association>
```

## Which key property do I use: `optionId` or `externalCode`?

Since the two types of picklist entities (`PicklistOption`, `PickListValueV2`) use different fields as their key properties, when you query or edit an OData entity that contains a picklist field, bear in mind that query and edit behaviors follow the OData standard. That is, always use the key property to identify a unique record.

- For legacy picklist fields, use the `PicklistOption` property `id` to uniquely identify a record during query or edit operations.
- For MDF picklist fields, use the `PickListValueV2` property `externalCode` to uniquely identify a record in query or edit operations.

## Data validation during edit

For some OData API entities, data validation is implemented to prevent values outside a picklist being saved. For example, the `jobLevel` property of the `Position` entity only accepts values that are defined in the `jobLevel` picklist object. If you try to upsert other values, an error will return:

Sample request to upsert a position record:

```
{
  "__metadata": {
    "uri": "Position(code='50014362',effectiveStartDate=datetime'1990-01-01T00:00:00') "
  },
  "jobLevel": "ABCDE "
```

```
}
```

Sample response:

```
{
  "d": [
    {
      "key": null,
      "status": "ERROR",
      "editStatus": null,
      "message": "Invalid Picklist value: 'ABCDE'. with the index 0",
      "index": 0,
      "httpCode": 500,
      "inlineResults": null
    }
  ]
}
```

For entities without data validation, values outside the picklist object can be accepted during edit operation. However, if you query the entity and expand to the picklist, nothing shows up because it is not a valid value defined in the picklist object. Although the OData returns positive result, the edit operation is unsuccessful.

Here's an example of upserting an invalid value to the `riskOfLoss` field of the `User` entity:

Example request payload for the upsert query:

```
{
  "__metadata": {
    "uri": "User('123456')"
  },
  "riskOfLoss": "Dummy Value"
}
```

OData returns successful response:

```
{
  "d": [
    {
      "key": "123456",
      "status": "OK",
      "editStatus": "UPDATED",
      "message": null,
      "index": 0,
      "httpCode": 204,
      "inlineResults": null
    }
  ]
}
```

Query the user and expand to the picklist value:

```
https://<API-server>/odata/v2/User('123456')?
$format=JSON&$select=riskOfLoss,riskOfLossNav&$expand=riskOfLossNav
```

Navigation property returns empty result:

```
{
  "d": {
    "__metadata": {
      "uri": "https://<API-server>/odata/v2/User('123456')",
      "type": "SFOData.User"
    },
    "riskOfLoss": "Dummy Value",
  }
}
```

```

    "riskOfLossNav": null
  }
}

```

If you upsert a valid value, the result will be something like this:

```

{
  "d": {
    "__metadata": {
      "uri": "https://<API-server>/odata/v2/User('123456')",
      "type": "SFOData.User"
    },
    "riskOfLoss": "5326",
    "riskOfLossNav": {
      "__metadata": {
        "uri": "https://<API-server>/odata/v2/PicklistOption(5326L)",
        "type": "SFOData.PicklistOption"
      },
      "id": "5326",
      "status": "ACTIVE",
      "sortOrder": 3,
      "minValue": "3",
      "mdfExternalCode": "riskOfLoss_High",
      "externalCode": null,
      "optionValue": "3",
      "maxValue": "3",
      "childPicklistOptions": {
        "__deferred": {
          "uri": "https://<API-server>/odata/v2/PicklistOption(5326L)/
childPicklistOptions"
        }
      },
      "parentPicklistOption": {
        "__deferred": {
          "uri": "https://<API-server>/odata/v2/PicklistOption(5326L)/
parentPicklistOption"
        }
      },
      "picklistLabels": {
        "__deferred": {
          "uri": "https://<API-server>/odata/v2/PicklistOption(5326L)/
picklistLabels"
        }
      },
      "picklist": {
        "__deferred": {
          "uri": "https://<API-server>/odata/v2/PicklistOption(5326L)/
picklist"
        }
      }
    }
  }
}

```

Parent topic: [Picklists \[page 257\]](#)

## Related Information

[Legacy Picklists \[page 257\]](#)

[MDF Picklists \[page 273\]](#)

## 9.1.10 Role-Based Permissions (RBP)

This section contains a list of Role-Based Permissions (RBP) OData entities and function imports that are used to enable integration with third-party HRIS systems. You need the permission to access Manage Role-Based Permissions to use any of the RBP entities and function imports.

The Role-Based Permissions OData APIs enable you to:

- Query for a list of roles
- Query for a list of permission groups
- Create or delete a role
- Add a new permission group using named users, or criteria (dept = 1,2,3)
- Remove a user from a permission group
- Grant a role to a permission group.
- Remove a role from a permission group
- Query for a list of permitted fields in a dynamic group, and the permitted operators for each field

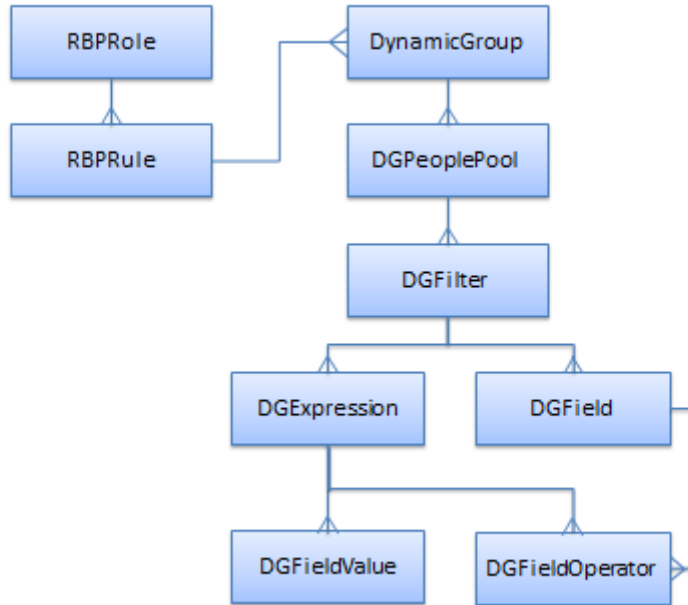
### Note

It is important to note that RBP is the only permission model that is available to new customers. New customers cannot disable RBP to use legacy permissions. Existing customers, new companies of Professional Edition or free trial are not affected.

A key part of role based permissions are dynamic groups. Dynamic Groups are used to grant roles to users that are members of the dynamic group and used to define criteria about the users that are part of the group. Role based permissions also has other mechanisms to grant roles to users, through the employee hierarchy and user to user relationships like matrix manager or HR manager.

The include and exclude sections can have up to three People Pools. Each People Pool can contain one or more sets of field criteria by selecting a field from the dropdown labeled "Pick a category...". The fields here are called 'filter fields', and represent attributes about a User in the system. For example, a 'filter field' can be "Department" and criteria can be selected such that the group can include Users whose "Department" matches "Department1" and "Department2".

## Entity Relation Diagram for Dynamic Groups



### 9.1.10.1 RBPRole

This entity lists the permitted roles in a Role-Based Permission (RBP) system. You can use this entity to query the list of roles that exist in the system. The roles are only created through the user interface. You can use this API to grant a role to a user.

## Permissions

Permission System	Required Settings
Role-based	<a href="#">Admin Tools</a> > <a href="#">Set User Permissions</a> > <a href="#">Manage Role-Based Permission Access</a>

## Supported Operations

Operation	Description
Query	Query a permission role.

Operation	Description
Upsert	Insert/update a permission role..
Delete	Delete a permission role.

## Properties and Navigation Properties

This section lists only the properties and navigation properties that require special business logic, permission, or other additional information. For more information, refer to the API dictionary in [Admin Center](#) [API Center](#) [OData API Data Dictionary](#) or the API metadata using query: `https://<api-server>/odata/v2/<Entity>/$metadata`.

### Navigation Properties

Navigation Property	Related Entity	Description
rules	RBPRule	This is a navigation property for the RBPRule entity. There can be many rules for a single role.
permissions	RBPBasicPermission	This is a navigation property to basic permission entry. There can be many Basic permissions for a single role.

## Use Case 1: Query Rules for a Given Role

This example shows how to query the rules for a given role.

### Request

Operation	Query
HTTP Method	GET
URI	<code>https://&lt;API-server&gt;/odata/v2/RBPRole(441L)?\$expand=rules</code>

### Response

```
{
  "d": {
    "__metadata": {
      "uri": "https://<API-server>/odata/v2/RBPRole(441L)",
      "type": "SFOData.RBPRole"
    },
    "roleId": "441",
    "roleDesc": "System Admin",
    "lastModifiedDate": "/Date(1568621503000)/",
    "lastModifiedBy": "lily1109",
    "roleName": "AdminAdmin",
    "userType": null,
  }
}
```

```

"permissions": {
  "__deferred": {
    "uri": "https://<API-server>/odata/v2/RBPRole(441L)/permissions"
  }
},
"rules": {
  "results": [
    {
      "__metadata": {
        "uri": "https://<API-server>/odata/v2/RBPRule(521L)",
        "type": "SFOData.RBPRule"
      },
      "ruleId": "521",
      "includeSelf": null,
      "excludeSelf": false,
      "relationRole": null,
      "accessGroupLevel": 0,
      "targetGroupLevel": 0,
      "myFilter": null,
      "targetUserType": null,
      "accessUserType": null,
      "status": 1,
      "accessGroups": {
        "__deferred": {
          "uri": "https://<API-server>/odata/v2/RBPRule(521L)/
accessGroups"
        }
      },
      "targetGroups": {
        "__deferred": {
          "uri": "https://<API-server>/odata/v2/RBPRule(521L)/
targetGroups"
        }
      },
      "roles": {
        "__deferred": {
          "uri": "https://<API-server>/odata/v2/RBPRule(521L)/
roles"
        }
      }
    }
  ]
}

```

## Use Case 2: Create a Permission Role

This example shows how to create a new permission role.

### Request

Operation	Upsert
HTTP Method	POST
URI	https://<API-server>/odata/v2/upsert

Payload

```
{
  "__metadata": {
    "uri": "RBPRole",
    "type": "SFOData.RBPRole"
  },
  "roleDesc": "test122",
  "roleName": "test122"
}
```

## Response

```
{
  "d": [
    {
      "key": "RBPRole/roleId=119",
      "status": "OK",
      "editStatus": "UPSERTEDED",
      "message": "Upsert role successful.",
      "index": 0,
      "statusCode": 200,
      "inlineResults": null
    }
  ]
}
```

## Use Case 3: Delete a Specific Role

This example shows how to delete a specific role. A successful operation returns the 200 OK status code without response payload.

### Request

Operation	Delete
HTTP Method	DELETE
URI	https://<API-server>/odata/v2/RBPRole(119L)

## Related Information

[SAP Business Accelerator Hub: RBPRole](#)  
[Function Import \[page 327\]](#)



## 9.1.10.2 RBPRule

This entity represents rules in the Role-Based Permissions system. You can use this entity to query the list of rules for a given role or to list rules across all roles. You can use this entity to insert a new rule or update an existing role.

### Permissions

Permission System	Required Setting
Role-based	Go to <a href="#">Admin Tools</a> > <a href="#">Set User Permissions</a> > <a href="#">Manage Role-Based Permission Access</a>

### Supported Operations

Operation	Description
Query	<p>You can query on the RBPRole entity and expand on the <code>RBPRole.rules</code> property to see the list of rules in a role.</p> <p>You can query the RBPRule entity to see the list of rules for all of the roles or you can filter the <code>RBPRule.roles/roleId</code> property to see which roles are limited to a specific RBPRole.</p>
Upsert	<p>You can insert or update a new rule using the upsert operation. You will have to specify the <code>roleId</code> for the rule you want to update. If you do not specify a <code>roleId</code>, a new rule will be created. Note that you must specify the parent RBPRole through the navigation property <code>RBPRule.roles/roleId</code>.</p>
Delete	<p>You can delete the RBP rule that is related to a role using the delete operation.</p>

### Properties and Navigation Properties

This section lists only the properties and navigation properties that require special business logic, permission, or other additional information. For more information, refer to the API dictionary in [Admin Center](#) > [API Center](#) > [OData API Data Dictionary](#) or the API metadata using query: `https://<api-server>/odata/v2/<Entity>/$metadata`.

#### Properties

Property	Description
<code>roleId</code>	This is an internal key value is set by the system. It cannot be modified.
<code>accessGroupLevel</code>	Allows you to include the managers of the access group, up to the levels specified. Allowable values are 1,2,3 and 32767 (32767 means all level above)

Property	Description
targetGroupLevel	Allows you to include the managers of the access group, up to the levels specified. Allowable values are 1,2,3 and 32767 (32767 means all level above)
excludeSelf	Setting this property to True prevents the user from including him or herself from the target population of this rule.
includeSelf	Setting this property to True allows the user to include him or herself as a part of the target population of this rule.
myFilter	This property allows you to set a rule where the target population criteria is a value that matches the specified field value of the granted user. For example, you can set the target user population to all users that match the granted user's DEPARTMENT field. Accepted values for myFilter are: DEPARTMENT, DIVISION, LOCATION, and CUSTOM01 – 15.
relationRole	The property allows you to specify the rule through a pre-defined employee relationship. This property can take the following values: <ul style="list-style-type: none"> <li>EM: Manager</li> <li>EH: HR Manager</li> <li>EX: Matrix Manager</li> <li>EA: Second Manager</li> <li>EC: Custom Manager</li> <li>GA_HOME: Global Assignment Home Manager</li> <li>GA_HOST: Global Assignment Host Manager</li> <li>GA_HOME_HR: Global Assignment Home HR Manager</li> <li>GA_HOST_HR: Global Assignment Host HR Manager</li> </ul>
status	The status is set to active by default if a value is not specified when a rule is created, or the status can be set to inactive. Inactive rules allow you to deactivate a rule without deleting it.

## Navigation Properties

Navigation Property	Related Entity	Description
accessGroups	DynamicGroup	A navigation property that lists the access groups assigned to this role.
roles	RBPRole	A navigation property that links backwards to the role(s) that use this rule.
targetGroups	DynamicGroup	A navigation property that lists the target groups assigned to this role.

## Use Case 1: Query Roles for a Given Rule

This example shows how to query the roles for a given rule.

## Request

Operation	Query
HTTP Method	GET
URI	https://<API-server>/odata/v2/RBPRule(521L)?\$expand=roles

## Response

```
{
  "d": {
    "__metadata": {
      "uri": "https://<API-server>/odata/v2/RBPRule(521L)",
      "type": "SFOData.RBPRule"
    },
    "ruleId": "521",
    "includeSelf": null,
    "excludeSelf": false,
    "relationRole": null,
    "accessGroupLevel": 0,
    "targetGroupLevel": 0,
    "myFilter": null,
    "targetUserType": null,
    "accessUserType": null,
    "status": 1,
    "accessGroups": {
      "__deferred": {
        "uri": "https://<API-server>/odata/v2/RBPRule(521L)/accessGroups"
      }
    },
    "targetGroups": {
      "__deferred": {
        "uri": "https://<API-server>/odata/v2/RBPRule(521L)/targetGroups"
      }
    },
    "roles": {
      "__metadata": {
        "uri": "https://<API-server>/odata/v2/RBPRole(441L)",
        "type": "SFOData.RBPRole"
      },
      "roleId": "441",
      "roleDesc": "System Admin",
      "lastModifiedDate": "/Date(1568621503000)/",
      "lastModifiedBy": "lily1109",
      "roleName": "AdminAdmin",
      "userType": null,
      "permissions": {
        "__deferred": {
          "uri": "https://<API-server>/odata/v2/RBPRole(441L)/permissions"
        }
      },
      "rules": {
        "__deferred": {
          "uri": "https://<API-server>/odata/v2/RBPRole(441L)/rules"
        }
      }
    }
  }
}
```

## Use Case 2: Update a Property for a Given Rule

This example shows how to update a property for a given rule.

### Request

Operation	Upsert
HTTP Method	POST
URI	https://<API-server>/odata/v2/upsert
Payload	<pre>{   "__metadata": {     "uri": "RBPRule(521L)"   },   "ruleId": "521",   "excludeSelf": false,   "accessGroupLevel": 0,   "targetGroupLevel": 0,   "status": 1,   "roles": {     "__metadata": {       "uri": "RBPRole(441L)",       "type": "SFOData.RBPRole"     }   },   "accessGroups": {     "__metadata": {       "uri": "DynamicGroup(5360L)"     }   },   "targetGroups": {     "__metadata": {       "uri": "DynamicGroup(1586L)"     }   } }</pre>

### Response

<pre>{   "d": [     {       "key": "521",       "status": "OK",       "editStatus": "UPDATED",       "message": "Update rule successful",       "index": 0,       "httpCode": 204,       "inlineResults": null     }   ] }</pre>
--

## Related Information

[SAP Business Accelerator Hub: RBPRule](#)

### 9.1.10.3 DynamicGroup

Use this entity to query, create, and update dynamic group definitions in Role-Based Permissions.

## Permissions

Permission System	Required Setting
Role-based	<a href="#">▶ Set User Permissions</a> > <a href="#">Manage Role-Based Permission Access</a> ▶

## Supported Operations

Operation	Description
Query	<p>Queries directly on the <code>DynamicGroup</code> entity result in a simple list of dynamic group definitions in the system, without having to retrieve the fully expanded group definition structure.</p> <p>Navigation properties can't be expanded. You must use the following custom functions to enable an expanded structure:</p> <ul style="list-style-type: none"><li>• <code>getExpandedDynamicGroupById</code></li><li>• <code>getExpandedDynamicGroupName</code></li></ul>
Upsert	<p>You can replace a dynamic group by providing a fully expanded entity that includes a complete dynamic group definition. You can also create a dynamic group by providing a fully expanded entity without a group ID. The <code>groupType</code> property is mandatory in the POST body of an upsert.</p> <p>For an example of the upsert operation, see the use case below.</p>

### Note

When updating user information via user import tool, Manage Employee application or using an OData API call, dynamic groups are refreshed asynchronously, in a separate job. This allows the user import request to be completed in a timely manner.

## Properties and Navigation Properties

This section lists only the properties and navigation properties that require special business logic, permission, or other additional information. For more information, refer to the API dictionary in [Admin Center](#) [API Center](#) [OData API Data Dictionary](#) or the API metadata using query: `https://<api-server>/odata/v2/<Entity>/$metadata`.

### Properties

Property	Description
groupId	An internal key value set by the system. It can't be modified. The data type is Long.
groupName	User-provided name for the group.
groupType	The supported group types for RBP are <b>permission</b> and <b>ectworkflow</b> . Only query is supported for <b>ectworkflow</b> group type.  groupType is required in the request payload of an upsert operation.
activeMembershipCount	The count of total active users that match the group definition criteria.
lastModifiedDate	The timestamp of the last modification to the group definition.
staticGroup	This indicates whether the permission group is static or dynamic. Allowed values are: <ul style="list-style-type: none"><li>• <code>true</code>: indicates a static group.</li><li>• <code>false</code>: indicates a dynamic group.</li><li>• <code>null</code>: defaults to <code>false</code>.</li></ul>
totalMemberCount	The total number of members in the dynamic group.
createdBy	The userId who created the dynamic group.
userType	Indicates whether this is an internal or external user. Possible values are: <ul style="list-style-type: none"><li>• <code>null</code>: internal user.</li><li>• <code>ONB</code>: external user from Onboarding.</li><li>• <code>LMS</code>: external user from Learning.</li></ul>

### Navigation Properties

Navigation Property	Related Entity	Description
dgExcludePools	DGPeoplePool	This navigation property is a list of the people pools that make up the exclude rules. There can be a maximum of 3 exclude pools. Users that match the exclude pools criteria are excluded from the group definition. Dynamic groups first evaluate all members in the include pools, and then remove all members found in the exclude pools.

Navigation Property	Related Entity	Description
dgIncludePools	DGPeoplePool	This navigation property is a list of the people pools that make up the include rules. There can be a maximum of 3 include pools.

## Use Case 1: Query a Dynamic Group with Group ID

### Request

Operation	Query
HTTP Method	GET
URI	https://<API-Server>/odata/v2/DynamicGroup(2409L)

### Response

```
{
  "d": {
    "__metadata": {
      "uri": "https://<API-Server>/odata/v2/DynamicGroup(2409L)",
      "type": "SFOData.DynamicGroup"
    },
    "groupID": "2409",
    "groupName": "Organizational Design Expert CA",
    "groupType": "ectworkflow",
    "activeMembershipCount": 1,
    "createdBy": "Chris",
    "lastModifiedDate": "/Date(1505907023000)/",
    "staticGroup": false,
    "userType": null,
    "totalMemberCount": 1,
    "dgExcludePools": {
      "__deferred": {
        "uri": "https://<API-Server>/odata/v2/DynamicGroup(2409L)/
dgExcludePools"
      }
    },
    "dgIncludePools": {
      "__deferred": {
        "uri": "https://<API-Server>/odata/v2/DynamicGroup(2409L)/
dgIncludePools"
      }
    }
  }
}
```

## Use Case 2: Query the People Pools of a Dynamic Group

The `<dgExcludePools>` and `<dgIncludePools>` navigation properties can't be expanded when you query a dynamic group. Instead, you use the `getExpandedDynamicGroupById` function import to do so. Here's an example:

### Request

HTTP Method	GET
URI	<code>https://&lt;API-Server&gt;/odata/v2/ getExpandedDynamicGroupById?groupId=2409L</code>

### Response

```
{
  "d": {
    "__metadata": {
      "uri": "https://<API-Server>/odata/v2/DynamicGroup(2409L)",
      "type": "SFOData.DynamicGroup"
    },
    "groupId": "2409",
    "activeMembershipCount": 1,
    "createdBy": null,
    "groupName": "Organizational Design Expert CA",
    "groupType": "ectworkflow",
    "lastModifiedDate": "/Date(1505907023000)/",
    "staticGroup": false,
    "totalMemberCount": null,
    "userType": null,
    "dgIncludePools": {
      "results": [
        {
          "__metadata": {
            "uri": "https://<API-Server>/odata/v2/  
DGPeoplePool('2409_1')",
            "type": "SFOData.DGPeoplePool"
          },
          "peoplePoolId": "2409_1",
          "filters": {
            "results": [
              {
                "__metadata": {
                  "uri": "https://<API-Server>/odata/v2/  
DGFilter('std_title_2409__1_0')",
                  "type": "SFOData.DGFilter"
                },
                "filterId": "std_title_2409__1_0",
                "expressions": {
                  "results": [
                    {
                      "__metadata": {
                        "uri": "https://<API-Server>/odata/v2/DGExpression('std_title_2409__1_0_0')",
                        "type": "SFOData.DGExpression"
                      },
                      "expressionID": "std_title_2409__1_0_0",
                      "operator": {
                        "__metadata": {
                          "uri": "https://<API-Server>/odata/v2/DGFieldOperator('eq')",
                          "type": "SFOData.DGFieldOperator"
                        }
                      }
                    }
                  ]
                }
              }
            ]
          }
        }
      ]
    }
  }
}
```



```

        "token": "eq",
        "label": "= (equal to)"
    },
    "values": {
        "results": [
            {
                "__metadata": {
                    "uri": "https://<API-
Server>/odata/v2/DGFieldValue('MC HR Administrator (Position1516)')",
                    "type":
"SFOData.DGFieldValue"
                },
                "fieldName": "MC HR
Administrator (Position1516)"
            }
        ]
    }
},
"field": {
    "__metadata": {
        "uri": "https://<API-Server>/odata/v2/
DGField('std_title')",
        "type": "SFOData.DGField"
    },
    "name": "std_title",
    "dataType": "String",
    "label": "Position",
    "picklistId": null,
    "allowedOperators": {
        "results": [
            {
                "__metadata": {
                    "uri": "https://<API-Server>/
odata/v2/DGFieldOperator('eq')",
                    "type":
"SFOData.DGFieldOperator"
                },
                "token": "eq",
                "label": "= (equal to)"
            }
        ]
    }
}
},
{
    "__metadata": {
        "uri": "https://<API-Server>/odata/v2/
DGFilter('std_country_2409__1_1')",
        "type": "SFOData.DGFilter"
    },
    "filterId": "std_country_2409__1_1",
    "expressions": {
        "results": [
            {
                "__metadata": {
                    "uri": "https://<API-Server>/
odata/v2/DGExpression('std_country_2409__1_1_0')",
                    "type": "SFOData.DGExpression"
                },
                "expressionID":
"std_country_2409__1_1_0",
                "operator": {
                    "__metadata": {
                        "uri": "https://<API-Server>/
odata/v2/DGFieldOperator('eq')",

```



- Users aren't validated in API calls. You must ensure that the user information is correct. In the example below, **UserX** doesn't exist. However, the upsert is successful although the user isn't included in the dynamic group.

## Request

Operation	Upsert
HTTP Method	POST
URI	<code>https://&lt;API-Server&gt;/odata/v2/upsert</code>

## Payload

```
{
  "__metadata": {
    "uri": "DynamicGroup"
  },
  "groupID": "3600",
  "groupType": "permission",
  "dgIncludePools": [
    {
      "__metadata": {
        "uri": "DGPeoplePool"
      },
      "peoplePoolId": "3600_1",
      "filters": [
        {
          "__metadata": {
            "uri":
"DGFilter"
          },
          "expressions": [
            {
              "__metadata": {
                "uri":
"DGExpression"
              },
              "operator":
{
                "__metadata": {
                  "uri": "DGFieldOperator"
                },
                "token": "eq"
              },
              "values": [
                {
                  "__metadata": {
                    "uri": "DGFieldValue"
                  },
                  "fieldValue": "UserA"
                }
              ]
            }
          ]
        }
      ],
      "__metadata": {
        "uri":
"DGExpression"
      },
      "operator":
{
        "__metadata": {
          "uri": "DGFieldOperator"
        },
        "token": "eq"
      },
      "values": [

```

```

    "__metadata": {
      "uri": "DGFieldValue"
    },
    "fieldValue": "UserB"
  }
},
{
  "__metadata": {
    "uri": "DGExpression"
  },
  "operator": {
    "__metadata": {
      "uri": "DGFieldOperator"
    },
    "token": "eq"
  },
  "values": [
    {
      "__metadata": {
        "uri": "DGFieldValue"
      },
      "fieldValue": "UserC"
    }
  ]
},
{
  "__metadata": {
    "uri": "DGExpression"
  },
  "operator": {
    "__metadata": {
      "uri": "DGFieldOperator"
    },
    "token": "eq"
  },
  "values": [
    {
      "__metadata": {
        "uri": "DGFieldValue"
      },
      "fieldValue": "UserX"
    }
  ]
}
}

```

```

    ],
    "field": {
      "__metadata": {
        "uri":
"DGField"
      },
      "name":
"std_username",
      "allowedOperators": {
        "__metadata": {
          "uri":
"DGFieldOperator"
        },
        "token":
"eq"
      }
    }
  ]
}

```

**Response**

```

{
  "d": [
    {
      "key": "3600",
      "status": "OK",
      "editStatus": "INSERTED",
      "message": "Insert group is successful",
      "index": 0,
      "httpCode": 201,
      "inlineResults": null
    }
  ]
}

```

**Use Case 4: Create a Dynamic Group Definition**

You use the upsert operation to create a group definition. Note the following:

- Don't provide a group ID in the request. Group IDs are system-generated.
- Users aren't validated in API calls. You must ensure that the user information is correct.

**Request**

Operation	Upsert
HTTP Method	POST
URI	https://<API-Server>/odata/v2/upsert

## Payload

```
{
  "__metadata": {
    "uri": "DynamicGroup"
  },
  "groupName": "HR Administrators",
  "groupType": "permission",
  "dgIncludePools": [
    {
      "__metadata": {
        "uri": "DGPeoplePool"
      },
      "peoplePoolId": "3600_1",
      "filters": [
        {
          "__metadata": {
            "uri":
"DGFilter"
          },
          "expressions": [
            {
              "__metadata": {
                "uri":
"DGExpression"
              },
              "operator":
{
                "__metadata": {
                  "uri": "DGFieldOperator"
                },
                "token": "eq"
              },
              "values": [
                {
                  "__metadata": {
                    "uri": "DGFieldValue"
                  },
                  "fieldValue": "UserA"
                }
              ]
            }
          ],
          "__metadata": {
            "uri":
"DGExpression"
          },
          "operator":
{
            "__metadata": {
              "uri": "DGFieldOperator"
            },
            "token": "eq"
          },
          "values": [
            {
```

```

    "__metadata": {
      "uri": "DGFieldValue"
    },
    "fieldValue": "UserB"
  }
},
{
  "__metadata": {
    "uri": "DGExpression"
  },
  "operator": {
    "__metadata": {
      "uri": "DGFieldOperator"
    },
    "token": "eq"
  },
  "values": [
    {
      "__metadata": {
        "uri": "DGFieldValue"
      },
      "fieldValue": "UserC"
    }
  ]
},
{
  "__metadata": {
    "uri": "DGExpression"
  },
  "operator": {
    "__metadata": {
      "uri": "DGFieldOperator"
    },
    "token": "eq"
  },
  "values": [
    {
      "__metadata": {
        "uri": "DGFieldValue"
      },
      "fieldValue": "UserX"
    }
  ]
}
}

```



```

    ],
    "field": {
      "__metadata": {
        "uri":
"DGField"
      },
      "name":
"std_username",
      "allowedOperators": {
        "__metadata": {
          "uri":
"DGFieldOperator"
        },
        "token":
"eq"
      }
    }
  ]
}

```

## Response

```

{
  "d": [
    {
      "key": "7193",
      "status": "OK",
      "editStatus": "INSERTED",
      "message": "Insert group is successful",
      "index": 0,
      "httpCode": 201,
      "inlineResults": null
    }
  ]
}

```

## Related Information

[SAP Business Accelerator Hub: DynamicGroup](#)  
[Function Import \[page 327\]](#)

## 9.1.10.4 DynamicGroupDefinition

This entity allows you to query the definition of a dynamic group. A dynamic group definition contains information of people pools that are included in and excluded from a group. Currently, the entity supports only dynamic groups defined in the *Manage Permission Groups* tool in *Admin Center*.

### Required Settings

The following features must be enabled in *Platform Feature Settings*:

- *Role-based Permission*
- *Enable Dynamic Group Definition Report*  
Enabling this feature will expose this entity in the OData metadata. Please note that it might take several minutes for the metadata to be refreshed.

To enable the features, go to [Admin Center](#) > [Company Settings](#) > [Platform Feature Settings](#) or enter *Platform Feature Settings* in action search.

### Supported Operations

Operation	Description
Query	Query the definition of a dynamic group

### Properties

This section lists only the properties and navigation properties that require special business logic, permission, or other additional information. For more information, refer to the API dictionary in [Admin Center](#) > [API Center](#) > [OData API Data Dictionary](#) or the API metadata using query: `https://<api-server>/odata/v2/<Entity>/$metadata`.

### Navigation Properties

Navigation Property	Related Entity	Description
group	DynamicGroup	Navigation to the related Dynamic Group.

## Use Case: Query the Definition of a Single Dynamic Group

The following example shows how to query the definition of a single dynamic group by specifying the groupID:

### Request

Operation	Query
HTTP Method	GET
URI	<code>https://&lt;api-server&gt;/odata/v2/ DynamicGroupDefinition('1234')?\$format=JSON</code>

### Response

#### Sample Code

```
{
  "d": {
    "__metadata": {
      "uri": "https://<api-server>/odata/v2/DynamicGroupDefinition(1234L)",
      "type": "SFOData.DynamicGroupDefinition"
    },
    "groupID": "1234",
    "excludedPeoplePool1": null,
    "excludedPeoplePool2": null,
    "includedPeoplePool2": null,
    "excludedPeoplePool3": null,
    "includedPeoplePool1": "(Username = admin1, admin2, admin3, admin4,
admin5)",
    "includedPeoplePool3": null,
    "group": {
      "__deferred": {
        "uri": "https://<api-server>/odata/v2/  
DynamicGroupDefinition(1234L)/group"
      }
    }
  }
}
```

You can use the `$filter` query option to query multiple definitions. Please note that the limit of items in an IN clause is 1000.

```
https://<api-server>/odata/v2/DynamicGroupDefinition?$format=JSON&$filter = groupID  
in 1234, 1235, 1236
```

## Related Information

[SAP Business Accelerator Hub: DynamicGroupDefinition](#)

## 9.1.10.5 DGPeoplePool

This entity represents a people pool definition.

### Permissions

You have the [Admin Tools](#) > [Set User Permissions](#) > [Manage Role-Based Permission Access](#) permission.

### Supported Operations

Operation	Description
Query	Query using the following custom functions and you can get DGPeoplePool in 'Custom Functions' field: <ul style="list-style-type: none"><li>getExpandedDynamicGroupById</li><li>getExpandedDynamicGroupByName</li><li>getExpandedDynamicGroupByNameAndSubType</li></ul>
Upsert	Insert using an expanded insert or a replace operation on the DynamicGroup entity.

### Properties and Navigation Properties

This section lists only the properties and navigation properties that require special business logic, permission, or other additional information. For more information, refer to the API dictionary in [Admin Center](#) > [API Center](#) > [OData API Data Dictionary](#) or the API metadata using query: `https://<api-server>/odata/v2/<Entity>/$metadata`.

#### Properties

Property	Description
peoplePoolId	An internal key value that is set by the system. It cannot be modified.

#### Navigation Properties

Navigation Property	Related Entity	Description
filters/filterId	DGFilter	A navigation property that lists the filter fields used in this people pool definition.

## Related Information

[SAP Business Accelerator Hub: DGPeoplePool](#)

### 9.1.10.6 DGFilter

This entity represents filters for a given people pool.

## Permissions

You have the [Admin Tools](#) > [Set User Permissions](#) > [Manage Role-Based Permission Access](#) permission.

## Supported Operations

Operation	Description
Query	Query using the following custom functions and you can get DGFilter in 'Custom Functions' field": <ul style="list-style-type: none"><li>getExpandedDynamicGroupById</li><li>getExpandedDynamicGroupByName</li><li>getExpandedDynamicGroupByNameAndSubType</li></ul>
Upsert	Insert using an expanded insert or a replace operation on the DynamicGroup entity.

## Properties and Navigation Properties

This section lists only the properties and navigation properties that require special business logic, permission, or other additional information. For more information, refer to the API dictionary in [Admin Center](#) > [API Center](#) > [OData API Data Dictionary](#) or the API metadata using query: `https://<api-server>/odata/v2/<Entity>/$metadata`.

## Properties

Property	Description
filterId	This is an internal key value that will be set by the system. It cannot be modified.

## Navigation Properties

Navigation Property	Related Entity	Description
expressions/expressionID	DGExpression	A navigation property that defines the logical expression associated attached to this filter.
field/name	DGField	A navigation property that lists all of the allowable fields can be used as filters for Dynamic Group people pools in your instance.

## Related Information

[SAP Business Accelerator Hub: DGFilter](#)

### 9.1.10.7 DGExpression

This entity represents an expression in the selection criteria for group members.

## Permissions

You have the [Admin Tools](#) > [Set User Permissions](#) > [Manage Role-Based Permission Access](#) permission.

## Supported Operations

Operation	Description
Query	Query using the following custom functions and you can get DGExpression in 'Custom Functions' field: <ul style="list-style-type: none"><li>getExpandedDynamicGroupById</li><li>getExpandedDynamicGroupByName</li><li>getExpandedDynamicGroupByNameAndSubType</li></ul>
Upsert	Insert using an expanded insert or a replace operation on the DynamicGroup entity.

## Properties and Navigation Properties

This section lists only the properties and navigation properties that require special business logic, permission, or other additional information. For more information, refer to the API dictionary in [Admin Center](#) > [API Center](#)

► [OData API Data Dictionary](#) ► or the API metadata using query: `https://<api-server>/odata/v2/<Entity>/$metadata`.

## Properties

Property	Description
expressionID	This is an internal key value that is set by the system. It cannot be modified.

## Navigation Properties

Navigation Property	Related Entity	Description
operator/token	DGFieldOperator	This navigation property represents the DGOperator entity
values/fieldValue	DGFieldValue	This navigation property contains the list of values in the expression.

## Related Information

[SAP Business Accelerator Hub: DGExpression](#) 

## 9.1.10.8 DGField

This entity lists fields that are enabled for use as filters when defining dynamic groups.

## Permissions

You have the ► [Admin Tools](#) ► [Set User Permissions](#) ► [Manage Role-Based Permission Access](#) ► permission.

## Supported Operations

Query

## Properties and Navigation Properties

This section lists only the properties and navigation properties that require special business logic, permission, or other additional information. For more information, refer to the API dictionary in ► [Admin Center](#) ► [API Center](#)

➤ [OData API Data Dictionary](#) or the API metadata using query: `https://<api-server>/odata/v2/<Entity>/$metadata`.

## Properties

Property	Description
name	This is an internal key value that is set by the system. It cannot be modified. These values are typically property names in the User entity. They identify the user property that is used to filter against.
dataType	This is the field data type for this field. The following values are allowed: <ul style="list-style-type: none"> <li>• String</li> <li>• Date</li> <li>• Number</li> <li>• Boolean</li> </ul>
label	This is a localized label for this field, in the locale of the API user.
picklistId	If not null, this DGField is picklisted with the id contained in this field. Then the values in DGFieldValue object are ids from the PicklistOption entity.

## Navigation Properties

Navigation Property	Related Entity	Description
allowedOperators/token	DGFieldOperator	This is a navigation property to the allowable operators on this field.

## Use Case: Query DGField and expand the supported operators

### Request

Operation	Query
HTTP Method	GET
URI	<code>http://&lt;api-server&gt;/odata/v2/DGField('std_hireDate')?\$expand=allowedOperators</code>

### Response

```
{
  "d": {
    "__metadata": {
      "uri": "https://<api-server>/odata/v2/DGField('std_hireDate')",
      "type": "SFOData.DGField"
    },
    "name": "std_hireDate",
    "picklistId": null,
    "dataType": "Datetime",
    "label": "Hire Date",
    "allowedOperators": {
      "results": [
```





## Related Information

[SAP Business Accelerator Hub: DGField](#)

### 9.1.10.9 DGFieldValue

An entity that describes field values for an expression.

## Permissions

You have the [Admin Tools](#) > [Set User Permissions](#) > [Manage Role-Based Permission Access](#) permission.

## Supported Operations

Operation	Description
Query	Query using the following custom functions and you can get DGFieldValue in 'Custom Functions' field: <ul style="list-style-type: none"><li>getExpandedDynamicGroupById</li><li>getExpandedDynamicGroupName</li><li>getExpandedDynamicGroupNameAndSubType</li></ul>
Upsert	Insert using an expanded insert or a replace operation on the DynamicGroup entity.

## Properties and Navigation Properties

This section lists only the properties and navigation properties that require special business logic, permission, or other additional information. For more information, refer to the API dictionary in [Admin Center](#) > [API Center](#) > [OData API Data Dictionary](#) or the API metadata using query: `https://<api-server>/odata/v2/<Entity>/$metadata`.

## Properties

Property	Description
fieldValue	This the user supplied field value used in an expression within a filter

## Navigation Properties

Navigation Property	Related Entity	Description
fieldValuePickListOption/id	PicklistOption	DGField is picklisted with the id contained in the DGField.picklistId field. The values in DGFieldValue object are ids from the PicklistOption entity.

## Related Information

[SAP Business Accelerator Hub: DGFieldValue](#)

## 9.1.10.10 DGFieldOperator

An entity that describes the operator for a dynamic group field.

## Permissions

You have the [Admin Tools](#) > [Set User Permissions](#) > [Manage Role-Based Permission Access](#) permission.

## Supported Operations

Operation	Description
Query using custom functions	Query using the following custom functions: <ul style="list-style-type: none"><li>getExpandedDynamicGroupById</li><li>getExpandedDynamicGroupByName</li><li>getExpandedDynamicGroupByNameAndSubType</li></ul>
Query for allowed operators	Query for allowed operators for a field when defining an expression. Query on the DGField entity and expand the allowableOperators navigation property as follows: /odata/v2/DGField?\$expand=allowableOperators.
Upsert	Insert using an expanded insert or a replace operation on the DynamicGroup entity.

## Properties and Navigation Properties

This section lists only the properties and navigation properties that require special business logic, permission, or other additional information. For more information, refer to the API dictionary in [▶ Admin Center ▶ API Center ▶ OData API Data Dictionary](#) or the API metadata using query: `https://<api-server>/odata/v2/<Entity>/$metadata`.

### Properties

Property	Description
token	A token to represent the operator. Examples include "=", "!="; "<", ">", etc.
label	A localized label for this operator, in the locale of the API user. Example includes "equals", "not equals", etc.

## Related Information

[SAP Business Accelerator Hub: DGFieldOperator](#)

### 9.1.10.11 RBPBasicPermission

This entity is a wrap of Permission table in the database..

## Permissions

You have the [▶ Admin Tools ▶ Set User Permissions ▶ Manage Role-Based Permission Access](#) permission.

## Supported Operations

Query

## Properties and Navigation Properties

This section lists only the properties and navigation properties that require special business logic, permission, or other additional information. For more information, refer to the API dictionary in [▶ Admin Center ▶ API Center ▶ OData API Data Dictionary](#) or the API metadata using query: `https://<api-server>/odata/v2/<Entity>/$metadata`.

## Properties

Property	Description
permissionID	(Key)Permission Id, the sequence id in permission table.
permissionType	Permission_Type column
permissionStringValue	Permission_string_value column
permissionLongValue	Permission_long_value column

## Use Case: Query the permission of a role

### Request

Operation	Query
HTTP Method	GET
URI	http://<api-server>/odata/v2/odata/v2/RBPRole(82)?\$expand=permissions

### Response

```
{
  "d": {
    "__metadata": {
      "uri": "https://localhost:443/odata/v2/RBPRole(82L)",
      "type": "SFOData.RBPRole"
    },
    "roleId": "82",
    "roleDesc": null,
    "lastModifiedBy": "admin",
    "lastModifiedDate": "\/Date(1404299328000)\/",
    "roleName": "Test Role insert",
    "permissions": {
      "results": [{
        "__metadata": {
          "uri": "https://localhost:443/odata/v2/RBPBasicPermission(60L)",
          "type": "SFOData.RBPBasicPermission"
        },
        "permissionId": " 60",
        "permissionType": "user_admin",
        "permissionStringValue": "change_info_user_admin",
        "permissionLongValue": -1,
      }
    ]
  }
}
```

## Use Case: Set the permission of a role through RBPRole entity

### Request

Operation	Upsert
HTTP Method	POST
URI	http://<api-server>/odata/v2/odata/v2/RBPRole(82)?\$expand=permissions
Payload	<pre>{   "__metadata": {     "uri": "RBPRole"   },   "roleName": "TestRole",   "roleDesc": "TestRole",   "permissions": {     "__metadata": {       "uri":         "RBPBasicPermission(55)"     }   } }</pre>

### Response

<pre>{   "__metadata": {     "uri": "RBPRole(1941L)"   },   "roleName": "jdm02",   "roleDesc": "",   "permissions": [     {       "__metadata": {         "uri": "RBPBasicPermission(82)"       }     },     {       "__metadata": {         "uri": "RBPBasicPermission(5432)"       }     }   ] }</pre>
--

## Related Information

[SAP Business Accelerator Hub: RBPBasicPermission](#)

## 9.1.10.12 Function Import

The RBP APIs provide custom functions for querying and editing the expanded Dynamic Group entities in a single nested data structure that follows the data model.

The RBP APIs do not support operations on child entities of the DynamicGroup parent entity, with the exception of the DGField entity. Instead these entities are accessed in the context of the parent DynamicGroup entity using custom operations described here.

Custom Functions for Dynamic Groups

Function	Parameter(s)	Return Type	Description
getExpandedDynamic-GroupById	groupId (Long)	DynamicGroup	Returns the expanded DynamicGroup child entities for the group identified by the groupId. Only groups defined by filters with fields listed below are supported.
getExpandedDynamic-GroupByName	groupName (String)	DynamicGroup	Returns the expanded DynamicGroup child entities for the group(s) identified by groupName. Note that groupName is not guaranteed to be unique, so this method can return more than one DynamicGroup parent object.
getUserRolesByUserId	userId (String)	Permission-Roles	Returns permission role list for a specific user.  If you are not an RBP administrator, you can only access your own permission role list.  If you are an RBP administrator with "Role-Based Permission Admin (View)" or "Role-Based Permission Admin (Edit)" access, you can view the permission role list of any user you specified.
upsert		DynamicGroup	Returns a new or updated Dynamic Group. This is a POST action, with no parameters for this custom function. Data is passed in the post body as JSON format, which is the group definition. Sample group definition is show below:
getExpandedDynamic-GroupByNameAndSub-Type	group-Name(String) or group-Type(String)	DynamicGroup	Returns the expanded permission group child entities for the group identified by the groupName and groupType
updateStaticGroup	group-Name(String)  action takes values "add" or "remove"  UserId list (use first for duplicate and ignores incorrect User Id data)	Integer  Add or remove a static group. Returns the number added or removed by using the function import.	Creates, removes or updates a static permission group. The behavior is similar to Delta Update of Import Static Permission Group Function.  <a href="https://example.com/odata/v2/updateStaticGroup?groupId=1234L&amp;action='add'&amp;userIds='cgrant1'">https://example.com/odata/v2/updateStaticGroup?groupId=1234L&amp;action='add'&amp;userIds='cgrant1'</a>  <a href="https://example.com/odata/v2/updateStaticGroup?groupId=1234L&amp;action='remove'&amp;userIds='cgrant1'">https://example.com/odata/v2/updateStaticGroup?groupId=1234L&amp;action='remove'&amp;userIds='cgrant1'</a>

Function	Parameter(s)	Return Type	Description
checkUserPermission	<p>accessUserId (String)</p> <p>permType (String)</p> <p>permStringValue (String)</p> <p>permLongValue (Int)</p> <p>targetUserId (String)</p> <p>includeInactiveUser (Boolean)</p> <p>includeTBHUser (Boolean)</p>	Boolean (True or False)	<p>Return true/false whether access user has permission or not.</p> <ul style="list-style-type: none"> <li>targetUserId is optional, when we need to specify one target user in the request, we need to add this parameter.</li> <li>If the target user is inactive, you need to also pass the includeInactiveUser parameter with its value set to true.</li> <li>If the target user is a TBH user, you need to also pass the includeTBHUser parameter with its value set to true.</li> </ul> <p>Request Samples:</p> <pre> https://example.com/odata/v2/ checkUserPermission ? accessUserId='userA'&amp;permType='user_admin' &amp;permString Value='reset_account_user_admin'&amp;permLongV alue=- 1L&amp;targetUserId='active1'  https://example.com/odata/v2/ checkUserPermission ? accessUserId='userA'&amp;permType='user_admin' &amp;permString Value='reset_account_user_admin'&amp;permLongV alue=- 1L&amp;targetUserId='inactive1'&amp;includeInactiv eUser=true  https://example.com/odata/v2/ checkUserPermission ? accessUserId='userA'&amp;permType='user_admin' &amp;permString Value='reset_account_user_admin'&amp;permLongV alue=- 1L&amp;targetUserId='TBH1'&amp;includeTBHUser=true </pre>
			<p><b>Note</b></p> <p>Currently, this function import does not support MDF object permission</p>



Function	Parameter(s)	Return Type	Description
getDynamicGroupsByUser	userId (String) groupSubType (String)	A list of DynamicGroup	<p>Returns a list of the permission groups that a specific user belongs to.</p> <p>Request Sample:</p> <pre>https://&lt;Hostname&gt;/odata/v2/getDynamicGroupsByUser?userId='quickadd01'&amp;groupSubType='permission'</pre> <p>Response Sample:</p> <div data-bbox="824 632 1425 1075" style="border: 1px solid #ccc; padding: 10px; background-color: #f9f9f9;"> <p><b>Sample Code</b></p> <pre>{   "d": [     {       "groupId": "1476",       "groupName": "\$\$EVERYONE\$\$"     },     {       "groupId": "8748",       "groupName": "0707-quickadd01-permission group"     }   ] }</pre> </div> <p><b>Note</b></p> <p>The custom function getDynamicGroupsByUser parameter 'groupSubType=permission' is necessary and it returns users assigned in a permission group as defined in the Admin Center's Manage Permission Groups screen.</p>

Function	Parameter(s)	Return Type	Description
getUsersByDynamicGroup	groupId (Long) activeOnly	Boolean (True or False).	<p><b>groupId</b> - Returns a list of all the users that belong to a specific permission group.</p> <p><b>activeOnly</b> - If the value for this parameter is <b>True</b>, the function returns a list of all active users. If the value is <b>False</b> the function returns a list of all users (active and inactive users). If the value is empty, the value defaults to false and a list of all users is returned.</p> <p>Request Sample:</p> <pre>https://&lt;Hostname&gt;/odata/v2/ getUsersByDynamicGroup?groupId=7228L</pre> <p>Response Sample:</p> <div data-bbox="824 730 1425 1123" data-label="Code-Block"> <pre> Sample Code  {   "d": [     {       "firstName": "cgrant_f",       "lastName": "cgrant_l",       "middleName": "cgrant_m",       "userId": "convert_cgrant1",       "userName": "cgrant"     }   ] } </pre> </div> <div data-bbox="824 1140 1425 1308" data-label="Text"> <p><b>Note</b></p> <p>The custom function getUsersByDynamicGroup parameter 'groupId' only supports Permission Groups as defined in the Admin Center's Manage Permission Groups screen.</p> </div>

Function	Parameter(s)	Return Type	Description
getUserRolesReport	userIds, includeOnlyUserAG	String	<p>Returns formatted XML content that contains all role and group details for the requested user. When TRUE you can use the includeOnlyUserAG parameter, to return only the role definition with access information only for the users you've passed through the parameter.</p> <p>Request Sample:</p> <pre>https://&lt;Hostname&gt;/odata/v2/getUserRolesReport?userIds='roml,admin'</pre> <p>Response Sample:</p> <div style="border: 1px solid #ccc; padding: 10px; background-color: #f9f9f9;"> <p>Sample Code</p> <pre>{   "d": {     "getUserRolesReport":     "&lt;String value in XML format&gt;"   } }</pre> </div>
getPermissionMetadata	locale	String	<p>Returns all the permission categories and permissions for the company based on the locale setting.</p> <p>Request Sample:</p> <pre>https://&lt;Hostname&gt;/odata/v2/getPermissionMetadata?locale=en-US</pre> <p>Response Sample:</p> <div style="border: 1px solid #ccc; padding: 10px; background-color: #f9f9f9;"> <p>Sample Code</p> <pre>{   "d": {     "getPermissionMetadata": "&lt;String value in XML format&gt;"   } }</pre> </div>

Function	Parameter(s)	Return Type	Description
getUsersPermissions	locale userIds	String	<p>Returns all the permissions assigned to the user(s) based on the locale setting. <b>Note:</b> There is a maximum limitation of 100 users per invocation.</p> <p>Request Sample:</p> <pre>https://&lt;Hostname&gt;/odata/v2/getUsersPermissions?locale=en-US&amp;userIds='admin,192'</pre> <p>Response Sample:</p> <div style="border: 1px solid #ccc; padding: 5px; background-color: #f9f9f9;"> <p>↔ Sample Code</p> <pre>{   "d": {     "getUsersPermissions": "&lt;String value in XML format&gt;"   } }</pre> </div>
getRolesPermissions	locale roleIds	String	<p>Returns all the permissions assigned to the role(s) based on the locale setting. <b>Note:</b> There is a maximum limitation of 100 roles per invocation.</p> <p>Request Sample:</p> <pre>https://&lt;Hostname&gt;/odata/v2/getRolesPermissions?locale=en-US&amp;roleIds='1,2'</pre> <p>Response Sample:</p> <div style="border: 1px solid #ccc; padding: 5px; background-color: #f9f9f9;"> <p>↔ Sample Code</p> <pre>{   "d": {     "getRolesPermissions": "&lt;String value in XML format&gt;"   } }</pre> </div>

## Supported Fields for getExpandedDynamicGroupById

Only groups defined by filters with fields listed below are supported. If your group is defined with any other field filters like Employee Central related fields or team view fields, the OData custom function will raise an error:

username, department, division, location, custom01, custom02, custom03, custom04, ... custom15, benchStrength, citizenship, city, country, dateOfBirth, dateOfPosition, ethnicity, futureLeader, gender, hireDate,

impactOfLoss, jobCode, keyPosition, married, minority, nationality, newToPosition, reasonForLeaving, riskOfLoss, state, timeZone, title, zipCode, user

## Sample JSON DynamicGroup Definition

Group with only "username" as a filter field for values of "cgrant" and "athompson"

```
{
  "__metadata": {"uri": "DynamicGroup()"},
  "groupId": "123",
  "groupName": "Users Carla Grant and Alexander Thompson",
  "lastModifiedDate": "\\Date(978307200000)\\",
  "lastModifiedBy": "cgrant1",
  "activeMembershipCount": "2",
  "includePools": [
    {
      "__metadata": {"uri": "DGPeoplePool()"},
      "filters": [
        {
          "__metadata": {"uri": "DGFilter()"},
          "field": {
            "__metadata": {"uri": "DGField()"},
            "fieldName": "username",
            "fieldDisplayLabel": "Username",
            "fieldDataType": "String",
            "allowedOperators": [
              {
                "__metadata": {"uri": "DGFieldOperator"},
                "fieldOperatorName": "eq",
                "fieldOperatorLabel": "="
              },
              {
                "__metadata": {"uri": "DGFieldOperator"},
                "fieldOperatorName": "gt",
                "fieldOperatorLabel": ">"
              },
              {
                "__metadata": {"uri": "DGFieldOperator"},
                "fieldOperatorName": "geq",
                "fieldOperatorLabel": ">="
              },
              {
                "__metadata": {"uri": "DGFieldOperator"},
                "fieldOperatorName": "lt",
                "fieldOperatorLabel": "<"
              },
              {
                "__metadata": {"uri": "DGFieldOperator"},
                "fieldOperatorName": "leq",
                "fieldOperatorLabel": "<="
              },
              {
                "__metadata": {"uri": "DGFieldOperator"},
                "fieldOperatorName": "ne",
                "fieldOperatorLabel": "!="
              },
              {
                "__metadata": {"uri": "DGFieldOperator"},
                "fieldOperatorName": "in",
                "fieldOperatorLabel": "In"
              }
            ]
          }
        }
      ]
    }
  ]
}
```

```

    "expressions": [
      {
        "__metadata": { "uri": "DGExpression()" },
        "operator": {
          "__metadata": { "uri": "DGFieldOperator" },
          "fieldName": "eq",
          "fieldOperatorLabel": "="
        },
        "values": [
          {
            "__metadata": { "uri": "DGFieldValue()" },
            "fieldValue": "cgrant"
          }
        ]
      },
      {
        "__metadata": { "uri": "DGExpression()" },
        "operator": {
          "__metadata": { "uri": "DGFieldOperator" },
          "fieldName": "eq",
          "fieldOperatorLabel": "="
        },
        "values": [
          {
            "__metadata": { "uri": "DGFieldValue()" },
            "fieldValue": "athompson"
          }
        ]
      }
    ]
  },
  "excludePools": []
}

```

Group with "Department" as a filter field with values of "Finance" and "Sales"

```

{
  "__metadata": { "uri": "DynamicGroup()" },
  "groupId": "1234",
  "groupName": "Finance and Sales Departments",
  "lastModifiedDate": "\/Date(978307200000)\/",
  "lastModifiedBy": "cgrant1",
  "activeMembershipCount": "100",
  "includePools": [
    {
      "__metadata": { "uri": "DGPeoplePool()" },
      "filters": [
        {
          "__metadata": { "uri": "DGFilter()" },
          "field": {
            "__metadata": { "uri": "DGField()" },
            "fieldName": "department",
            "fieldDisplayLabel": "Department",
            "fieldDataType": "String",
            "allowedOperators": [
              {
                "__metadata": { "uri": "DGFieldOperator" },
                "fieldOperatorName": "eq",
                "fieldOperatorLabel": "="
              },
              {
                "__metadata": { "uri": "DGFieldOperator" },
                "fieldOperatorName": "gt",
                "fieldOperatorLabel": ">"
              }
            ]
          }
        }
      ]
    }
  ]
}

```

```

    },
    {
      "__metadata": {"uri": "DGFieldOperator"},
      "fieldOperatorName": "geq",
      "fieldOperatorLabel": ">="
    },
    {
      "__metadata": {"uri": "DGFieldOperator"},
      "fieldOperatorName": "lt",
      "fieldOperatorLabel": "<"
    },
    {
      "__metadata": {"uri": "DGFieldOperator"},
      "fieldOperatorName": "leq",
      "fieldOperatorLabel": "<="
    },
    {
      "__metadata": {"uri": "DGFieldOperator"},
      "fieldOperatorName": "ne",
      "fieldOperatorLabel": "!="
    },
    {
      "__metadata": {"uri": "DGFieldOperator"},
      "fieldOperatorName": "in",
      "fieldOperatorLabel": "In"
    }
  ],
  "expressions": [
    {
      "__metadata": {"uri": "DGExpression()"},
      "operator": {
        "__metadata": {"uri": "DGFieldOperator"},
        "fieldOperatorName": "eq",
        "fieldOperatorLabel": "="
      },
      "values": [
        {
          "__metadata": {"uri": "DGFieldValue()"},
          "fieldValue": "Finance"
        }
      ]
    },
    {
      "__metadata": {"uri": "DGExpression()"},
      "operator": {
        "__metadata": {"uri": "DGFieldOperator"},
        "fieldOperatorName": "eq",
        "fieldOperatorLabel": "="
      },
      "values": [
        {
          "__metadata": {"uri": "DGFieldValue()"},
          "fieldValue": "Sales"
        }
      ]
    }
  ]
},
],
"excludePools": []
}

```

## 9.1.11 TimeZone

You can use this entity to view, create, change, and delete time zone information.

### Permissions

For non-admin use: ► [Metadata Framework](#) ► [Read/Write Permission](#) ►

For admin use: ► [Metadata Framework](#) ► [Import Permission](#) ►

### Supported Operations

Query, Insert, Upsert, Merge, Replace, Delete

### Properties and Navigation Properties

This section lists only the properties and navigation properties that require special business logic, permission, or other additional information. For more information, refer to the API dictionary in ► [Admin Center](#) ► [API Center](#) ► [OData API Data Dictionary](#) ► or the API metadata using query: `https://<api-server>/odata/v2/<Entity>/$metadata`.

#### Navigation Properties

Navigation Property	Related Entity	Description
countryNav	Country	An association between TimeZone and Country.
wfRequestNav	WfRequest	An association between TimeZone and Workflow Request.

### Entity Relation Diagram



TimeZone	
effectiveStartDate	DateTime
externalCode	String(128)
countryNav	Country
effectiveStatusNav	MDFEnumValue
mdfSystemRecordStatusNav	MDFEnumValue



## Use Case 1: Query a Timezone Record

This example shows how to query a timezone record with specific criteria.

### Request

Operation	Query
HTTP Method	GET
URI	<code>https://&lt;API-Server&gt;/odata/v2/ TimeZone(effectiveStartDate=datetime'1900-01-01T00:00:00',externalCode='10010')</code>

### Response

```
{
  "d": {
    "__metadata": {
      "uri": "https://<API-Server>/odata/v2/  
TimeZone(effectiveStartDate=datetime'1900-01-01T00:00:00',externalCode='10010')",
      "type": "SFOData.TimeZone"
    },
    "externalCode": "10010",
    "effectiveStartDate": "/Date(-2208988800000)/",
    "country": null,
    "lastModifiedDateTime": "/Date(1563167498000+0000)/",
    "name_localized": null,
    "mdfSystemEffectiveEndDate": "/Date(253402214400000)/",
    "name_it_IT": null,
    "utcDstOffset": "UTC+01:00",
    "createdDateTime": "/Date(1563167498000+0000)/",
    "name_fr_FR": null,
    "name_en_DEBUG": null,
    "name_en_US": null,
    "name_pt_BR": null,
    "name_fr_CA": null,
    "name_zh_CN": null,
    "name_defaultValue": null,
    "utcOffset": "+0100",
    "name_nl_NL": null,
    "lastModifiedBy": "lilily5",
    "mdfSystemRecordStatus": "N",
    "name_en_GB": null,
    "effectiveStatus": "A",
    "name_ar_SA": null,
    "name_de_DE": null,
    "createdBy": "lilily5",
    "name_es_ES": null,
    "comment": null,
    "name_es_MX": null,
    "supported": null,
    "nameTranslationTextNav": {
      "__deferred": {
        "uri": "https://<API-Server>/odata/v2/  
TimeZone(effectiveStartDate=datetime'1900-01-01T00:00:00',externalCode='10010')/  
nameTranslationTextNav"
      }
    },
    "createdByNav": {
      "__deferred": {
        "uri": "https://<API-Server>/odata/v2/  
TimeZone(effectiveStartDate=datetime'1900-01-01T00:00:00',externalCode='10010')/  
createdByNav"
      }
    }
  }
}
```



Payload

```
{
  "__metadata": {
    "uri":
    "TimeZone(effectiveStartDate=datetime'1900-01-01T00:00:00',externalCode='10010')",
  },
  "effectiveStartDate": "/Date(-2208988800000)/",
  "externalCode": "10010",
  "effectiveStatus": "A",
  "utcDstOffset": "UTC+01:00",
  "utcOffset": "+0100"
}
```

## Response

```
{
  "d": {
    "__metadata": {
      "uri": "https://<API-Server>/odata/v2/
TimeZone(effectiveStartDate=datetime'1900-01-01T00:00:00',externalCode='10010')",
      "type": "SFOData.TimeZone"
    },
    "effectiveStatus": "A",
    "utcDstOffset": "UTC+01:00",
    "utcOffset": "+0100",
    "externalCode": "10010",
    "effectiveStartDate": "/Date(-2208988800000)/"
  }
}
```

## Use Case 3: Change an Existing Timezone Record with Merge

This example shows how to change an existing timezone record with `Merge`. This operation updates the existing values and creates new values if they don't exist. For other properties not mentioned in the payload, their values remain untouched. A successful operation returns the [200 OK](#) status code without response payload.

### Request

Operation	Merge
HTTP Method	POST
URI	<code>https://&lt;API-Server&gt;/odata/v2/TimeZone(effectiveStartDate=datetime'1900-01-01T00:00:00',externalCode='10010')</code>
Headers	<code>x-http-method: MERGE</code>
Payload	<pre>{   "comment": "This is a timezone" }</pre>

## Use Case 4: Replace an Existing Timezone Record

This example shows how to replace an existing timezone record. This operation removes all existing values and replaces them with the new values provided in the payload. If a property is not present in the payload, it will be reset to the default value. A successful operation returns the [200 OK](#) status code without response payload.

### Request

Operation	Replace
HTTP Method	PUT
URI	<code>https://&lt;API-Server&gt;/odata/v2/TimeZone(effectiveStartDate=datetime'1900-01-01T00:00:00',externalCode='10010')</code>
Payload	<pre>{   "__metadata": {     "uri":     "TimeZone(effectiveStartDate=datetime'1900-01-01T00:00:00',externalCode='10010')"   },   "effectiveStartDate": "/Date(-2208988800000)/",   "externalCode": "10010",   "effectiveStatus": "A",   "utcDstOffset": "UTC+01:00",   "utcOffset": "+0100",   "name_zh_CN": "时区" }</pre>

## Use Case 5: Delete an Existing Timezone Record

This example shows how to delete an existing timezone record. A successful operation returns the [200 OK](#) status code without response payload.

### Request

Operation	Delete
HTTP Method	DELETE
URI	<code>https://&lt;API-Server&gt;/odata/v2/TimeZone(effectiveStartDate=datetime'1900-01-01T00:00:00',externalCode='10011')</code>

## Use Case 6: Create or Update a Timezone Record with Upsert

This example shows how to update a timezone record with Upsert.

## Request

Operation	Upsert
HTTP Method	POST
URI	https://<API-Server>/odata/v2/TimeZone/upsert
Payload	<pre>{   "__metadata": {     "uri":     "TimeZone(effectiveStartDate=datetime'1900-01-01T00:00:00',externalCode='10010')"   },   "effectiveStartDate": "/Date(-2208988800000)/",   "externalCode": "10010",   "effectiveStatus": "A",   "utcDstOffset": "UTC+01:00",   "utcOffset": "+0100",   "comment": "This is a new timezone" }</pre>

## Response

<pre>{   "d": [     {       "key": null,       "status": "OK",       "editStatus": "UPSERTED",       "message": null,       "index": 0,       "httpCode": 200,       "inlineResults": null     }   ] }</pre>
--

## Related Information

[SAP Business Accelerator Hub: TimeZone](#)

## 9.1.12 To-Do

### 9.1.12.1 Todo

This entity represents the list of tasks (to-do items) assigned to a user. To-do items can be classified into different categories and mapped to different functional areas in the HCM Suite.

#### ⚠ Caution

The `Todo` entity only allows you to query the logged-in user's to-do items. User authentication is required for every request. This means a new session is created on the server for each API call, and each session will trigger

an insert operation to the database for authentication audit. A high volume of simultaneous Todo requests occupies a great amount of resource and could drastically slow down system performance.

If you want to query the to-do items of multiple users in one request, please use `TodoEntryV2`.

If you choose to use `Todo`, we highly recommend that you keep the request frequency within a reasonable range to avoid performance issues, for example, less than 2 requests per second.

See for [List of To-Do Categories \[page 357\]](#) all to-do categories supported in the `Todo` API.

## Supported Operations

Query

## Properties and Navigation Properties

This section lists only the properties and navigation properties that require special business logic, permission, or other additional information. For more information, refer to the API dictionary in [Admin Center](#) [API Center](#) [OData API Data Dictionary](#) or the API metadata using query: `https://<api-server>/odata/v2/<Entity>/$metadata`.

### Properties

Property	Description
categoryId	To-do category ID. It can be used as a filter. The API returns all to-do items if no categoryId is specified in the API call. You can use the orderby operation to sort the results.
categoryLabel	A string label that describes a to-do category name.
displayOrder	Display order of the given Todo. This can be either ascending or descending . e.g. <code>orderby=displayOrder%20desc</code>
status	Status of the to-do item. The following statuses are available: <ul style="list-style-type: none"><li>• None (0): not visible to users.</li><li>• New (1): not visible to users.</li><li>• Current (2): indicates an active to-do item that is visible in the tile.</li><li>• Done (3): indicates a completed to-do item. Once done, a to-do item disappears from the tile.</li></ul>
todos	A list containing all to-do items for the current logged-in user.

#### Note

Status 0 and 1 are only used in a few special scenarios such as multiple level approval.

## Use Case 1: Query To-do Items

This example shows how to query a logged-in user's to-do items.

### Request

Operation	Query
HTTP Method	GET
URI	https://<API-Server>/odata/v2/ToDo

### Response

```
{
  "d": {
    "results": [
      {
        "__metadata": {
          "uri": "https://<API-Server>/odata/v2/ToDo('0')",
          "type": "SFOData.ToDo"
        },
        "categoryId": "0",
        "categoryLabel": "Evaluate Performance",
        "displayOrder": 0,
        "todos": {
          "results": [
            {
              "categoryId": "0",
              "completedDate": null,
              "dueDate": "/Date(1593475200000)/",
              "dueDateOffset": -344,
              "entries": {
                "results": [
                  {
                    "completedDate": null,
                    "formDataId": "4600",
                    "status": 1,
                    "statusLabel": "Upcoming",
                    "subjectFullName": "Erik Yao",
                    "subjectId": null,
                    "url": "https://<API-Server>/sf/pmreviews?
company=PLTEYHANA"
                  }
                ]
              },
              "entryId": 22551,
              "name": "Signature",
              "status": 1,
              "statusLabel": "Upcoming",
              "stepDescAlt": "Signature",
              "todoItemId": null,
              "url": "https://<API-Server>/sf/pmreviews?
company=PLTEYHANA"
            }
          ]
        }
      },
      {
        "__metadata": {
          "uri": "https://<API-Server>/odata/v2/ToDo('19')",
          "type": "SFOData.ToDo"
        }
      }
    ]
  }
}
```

```

        "categoryId": "19",
        "categoryLabel": "Employee Profile Complete",
        "displayOrder": 20,
        "todos": {
          "results": [
            {
              "categoryId": "19",
              "completedDate": null,
              "dueDate": null,
              "dueDateOffset": -2147483648,
              "entries": null,
              "entryId": 22547,
              "name": "Finish Your Profile",
              "status": 2,
              "statusLabel": "Active",
              "stepDescAlt": "EMPFIL_EDU_FINISH_YOUR_PROFILE",
              "todoItemId": null,
              "url": "https://<API-Server>/sf/liveprofile?
company=PLTEYHANA"
            }
          ]
        }
      ]
    }
  }
}

```

## Use Case 2: Query To-do Items with \$filter

This example shows how to query a logged-in user's to-do items in the categoryId 19.

### Request

Operation	Query
HTTP Method	GET
URI	https://<API-Server>/odata/v2/ToDo? \$filter=categoryId%20eq%20'19'

### Response

```

{
  "d": {
    "results": [
      {
        "__metadata": {
          "uri": "https://<API-Server>/odata/v2/ToDo('19')",
          "type": "SFOData.Todo"
        },
        "categoryId": "19",
        "categoryLabel": "Employee Profile Complete",
        "displayOrder": 20,
        "todos": {
          "results": [
            {
              "categoryId": "19",
              "completedDate": null,
              "dueDate": null,
              "dueDateOffset": -2147483648,

```







URI

https://<API-Server>/odata/v2/ToDo?  
\$filter=status%20ne%20'2'

## Response

```
{
  "d": {
    "results": [
      {
        "__metadata": {
          "uri": "https://<API-Server>/odata/v2/ToDo('0')",
          "type": "SFOData.ToDo"
        },
        "categoryId": "0",
        "categoryLabel": "Evaluate Performance",
        "displayOrder": 0,
        "todos": {
          "results": [
            {
              "categoryId": "0",
              "completedDate": null,
              "dueDate": "/Date(1593475200000)/",
              "dueDateOffSet": -344,
              "entries": {
                "results": [
                  {
                    "completedDate": null,
                    "formDataId": "4600",
                    "status": 1,
                    "statusLabel": "Upcoming",
                    "subjectFullName": "Erik Yao",
                    "subjectId": null,
                    "url": "https://<API-Server>/sf/pmreviews?
company=PLTEYHANA"
                  }
                ]
              }
            },
            {
              "entryId": 22551,
              "name": "Signature",
              "status": 1,
              "statusLabel": "Upcoming",
              "stepDescAlt": "Signature",
              "todoItemId": null,
              "url": "https://<API-Server>/sf/pmreviews?
company=PLTEYHANA"
            }
          ]
        }
      }
    ]
  }
}
```

## Response Fields

Some of the tags in the response are described below:

Tag	Description
CategoryId	This is the ID of the category.
completedDate	If applicable, this is the completed date for the Todo item.
dueDate	If applicable, this is the due date for the Todo item.
dueDateOffSet	If applicable, this is the number of days until the Todo item is due.
entries	This is the list of Todos for one step in route map.
name	This is the name of the step or a learning item. For the 'Profile Complete' Todo, this is set to "Finish Your Profile".
status	This is the Status Id of the Todo Form.
statusLabel	This is the Label associated with the status Id.
stepDescAlt	This is the Description of the step.
url	This is the relevant deeplink URL, if any, for the category.
subjectId	For the workflow Todo, the value of this tag is equal to the workflowId of the workflow item. This value of this tag is null for all other Todo types.

## Related Information

[SAP Business Accelerator Hub: Todo](#)

[TodoEntryV2 \[page 348\]](#)

[How do I access my assigned workflow requests? \[page 1454\]](#)

### 9.1.12.2 TodoEntryV2

This entity represents the list of to-do items assigned to a user or multiple users. To-do items can be classified into different categories and mapped to functional areas in SAP SuccessFactors HCM suite. This entity can be used to query and edit the to-do items of a single user and multiple users. When querying or editing to-do items for multiple users, some prerequisites and conditions apply as described in the Permissions section.

## Permissions

By default, this entity allows you to query the to-do items of the logged-in user only. To query or edit another user's to-do items, you need to have the right permissions.

## Required Setting

## Note

► [Manage Integration Tools](#) ► [OData API Todo Export](#) ►

Allows the user to query the to-do items of all users in the system.

### Note

You can only query the to-do items of other users on an API server or a Job server. For non-mobile clients, you can add parameter `ignoretodoexport=true` in the URL to query to-do items assigned to the logged-in user.

► [Manage Integration Tools](#) ► [OData API TodoEntryV2 External Categories Import](#) ►

Allows the user to create and edit the to-do items of external categories for all users.

### Note

External categories include category 41 and 57.

## Supported Operations

Query, Insert, Upsert, Merge, Delete

### Note

Editing operations are limited to categories 41 and 57 only.

## Supported To-Do Categories

See [List of To-Do Categories \[page 357\]](#).

## Properties and Navigation Properties

This section lists only the properties and navigation properties that require special business logic, permission, or other additional information. For more information, refer to the API dictionary in ► [Admin Center](#) ► [API Center](#) ► [OData API Data Dictionary](#) ► or the API metadata using query: `https://<api-server>/odata/v2/<Entity>/$metadata`.

## Properties

Property	Description
categoryId	To-do category ID. It can be used as a filter in the API call. If no ID is specified in the URI, the query returns to-do items of all categories.
linkUrl	The deep link of the to-do item. A deep link is a URL that takes you to the to-do item on the UI. You can use it to view the item and take actions.
mobileLinkUrl	The deep link of the to-do item for mobile clients. It's only valid for categories 38 and 44.
status	<p>The status of the to-do item. The following statuses are available:</p> <ul style="list-style-type: none"><li>• None (0): To-do items in this status are not visible to users.</li><li>• New (1): To-do items in this status are not visible to users.</li><li>• Current (2): Indicates an active to-do item that is visible to users.</li><li>• Done (3): Indicates a completed to-do item.</li></ul> <div data-bbox="532 800 1427 1087"><p><b>Note</b></p><p>Status 0 and 1 are only used in a few special scenarios such as multiple level approval.</p><p>Do not use <code>\$filter=status ne '&lt;status&gt;'</code> to exclude to-do items in a query. Instead, explicitly call out the statuses you want to retrieve.</p><p>When you query completed to-do items (status 3), only the ones completed in the past 30 days are returned.</p></div>
subjectId	<p>Subject ID of the to-do item. The subject of a to-do item can be a person or other non-person entities.</p> <div data-bbox="532 1205 1427 1566"><p><b>Note</b></p><p>When the subjectId represents a person, it returns the userId of the related user.</p><p>If you create a third-party to-do item for categoryId 57 (Service Now), subjectId is required and the value must be <b>ServiceNow</b>. Otherwise, you're not able to see the Service Now to-do item in the <i>Third-Party To-Do Items</i> tile.</p><p>For other cases, subjectId is the same as the workflow request ID, which takes you directly to <code>EmployeeTime</code> or <code>PerPersonal</code> rather than having to expand to <code>empWfRequest</code> or <code>WfRequest</code>.</p></div>
todoEntryId	-
todoEntryName	Descriptive name of the to-do item in the language of logged-in user's locale.
userId	ID of the user to whom the to-do item is assigned.

## Navigation Properties

Navigation Property	Related Entity	Description
userNav	<a href="#">User [page 397]</a>	Navigation to the corresponding user entity.
recruitingJobOffer-Nav	<a href="#">JobOffer [page 2908]</a>	Navigation to the pending approval of a job offer. This navigation property only returns value when the categoryId is 11.
formContentNav	<a href="#">FormContent [page 2366]</a>	Navigation to the pending approval of a performance review. This navigation property only returns value when the categoryId is 0, 2, or 3.
wfRequestNav	<a href="#">WfRequest</a>	<p>Navigation to the pending approval of a workflow request. This navigation property only returns value for categoryId 14, 17, 18, 21, 24, 25, 29, 39, and 46.</p> <p>If you want to query the workflow information displayed on the Workflow Details page, expand further to navigation property wfRequestUINav. For example, you can define the navigation in the call as the following, <code>\$expand=wfRequestNav/wfRequestUINav</code>.</p> <p>For more information, see <a href="#">WfRequestUIData</a>.</p>

## Use Case 1: Search for To-Do Items

This example shows how to search for all to-do items in the Employee Profile Complete Category (categoryId: 19) with status 2.

### Request

Operation	Query
HTTP Method	GET

URI

```
https://<api-server>/odata/v2/ToDoEntryV2?
$format=json&$filter=categoryId%20eq%20'19
'&status%20eq%20'2'
```

## Response

### Sample Code

```
{
  "d": {
    "results": [
      {
        "__metadata": {
          "uri": "https://<api-server>/odata/v2/ToDoEntryV2(50M)",
          "type": "SFOData.ToDoEntryV2"
        },
        "todoEntryId": "50",
        "completedDateTime": null,
        "linkUrl": "https://<api-server>/sf/liveprofile?
selected_user=82094",
        "status": 2,
        "categoryId": "19",
        "categoryLabel": "Employee Profile Complete",
        "lastModifiedDateTime": "/Date(1458792000000+0000)/",
        "todoEntryName": "Finish Your Profile",
        "subjectId": "82094",
        "createdDate": "/Date(1420693200000+0000)/",
        "dueDate": null,
        "formDataId": null,
        "wfRequestNav": {
          "__deferred": {
            "uri": "https://<api-server>/odata/v2/ToDoEntryV2(50M)/
wfRequestNav"
          }
        },
        "formContentNav": {
          "__deferred": {
            "uri": "https://<api-server>/odata/v2/ToDoEntryV2(50M)/
formContentNav"
          }
        },
        "recruitingJobOfferNav": {
          "__deferred": {
            "uri": "https://<api-server>/odata/v2/ToDoEntryV2(50M)/
recruitingJobOfferNav"
          }
        },
        "userNav": {
          "__deferred": {
            "uri": "https://<api-server>/odata/v2/ToDoEntryV2(50M)/
userNav"
          }
        }
      }
    ]
  }
}
```



## Use Case 2: Create a To-Do Item for User

This example shows how to use the API to create a new to-do item for user Tessa Walker.

### Sample Request

Operation	Insert
HTTP Method	POST
URI	https://<api-server>/odata/v2/ToDoEntryV2
Payload	<pre>{   "__metadata": {   },   "todoEntryName": "To-do Item for Tessa",   "status": 1,   "categoryId": "41",   "dueDate": "/ Date(1530590400000+0000)/",   "userNav": {     "__metadata": {       "uri": "https://&lt;api- server&gt;/odata/v2/User('82094')",       "type": "SFOData.User"     }   } }</pre>

### Response

#### Sample Code

```
{
  "d": {
    "__metadata": {
      "uri": "https://<api-server>/odata/v2/ToDoEntryV2(36609M)",
      "type": "SFOData.ToDoEntryV2"
    },
    "todoEntryName": "To-do Item for Tessa",
    "status": 1,
    "categoryId": "41",
    "dueDate": "/Date(1530590400000+0000)/",
    "todoEntryId": "36609",
    "userNav": {
      "__deferred": {
        "uri": "https://<api-server>/odata/v2/ToDoEntryV2(36609M)/
userNav"
      }
    }
  }
}
```

## Use Case 3: Query a To-Do Item and View its Related Objects

This example shows how to query a to-do item from the Performance Review area and expand the related form.

### Request

Operation	Query
HTTP Method	GET
URI	<code>https://&lt;api-server&gt;/odata/v2/ToDoEntryV2(36573M)?\$format=json&amp;\$expand=formContentNav</code>

### Sample Response

#### Sample Code

```
{
  "d": {
    "__metadata": {
      "uri": "https://<api-server>/odata/v2/ToDoEntryV2(36573M)",
      "type": "SFOData.ToDoEntryV2"
    },
    "todoEntryId": "36573",
    "completedDateTime": "/Date(1530601140000+0000)/",
    "linkUrl": "https://<api-server>/sf/pmreview?fid=8401&company=DEMOCOMPANY&username=twalker&reqOrig=todoList&",
    "status": 3,
    "categoryId": "0",
    "categoryLabel": "Evaluate Performance",
    "lastModifiedDate": "/Date(1530590400000+0000)/",
    "todoEntryName": "Goal Setting",
    "subjectId": "82094",
    "createdDate": "/Date(1530590400000+0000)/",
    "dueDate": null,
    "formDataId": 9101,
    "wfRequestNav": {
      "__deferred": {
        "uri": "https://<api-server>/odata/v2/ToDoEntryV2(36573M)/wfRequestNav"
      }
    },
    "formContentNav": {
      "results": [
        {
          "__metadata": {
            "uri": "https://<api-server>/odata/v2/FormContent(formContentId=12942L,formDataId=9101L)",
            "type": "SFOData.FormContent"
          },
          "formContentId": "12942",
          "formDataId": "9101",
          "status": "-1",
          "lastModifiedDate": "/Date(1530600927000+0000)/",
          "form360ReviewContentDetail": {
            "__deferred": {
              "uri": "https://<api-server>/odata/v2/FormContent(formContentId=12942L,formDataId=9101L)/form360ReviewContentDetail"
            }
          },
          "folders": {
            "__deferred": {
```



```

    "dueDate": "/"
Date(1535590400000+0000)/",
    "subjectId": "ServiceNow",
    "linkUrl": "https://
www.exampleURL.com",
    "userNav": {
        "__metadata": {
            "uri": "User('cgrant')"
        }
    }
}

```

## Response

```

{
  "d": [
    {
      "key": "TodoEntryV2/todoEntryId=22555",
      "status": "OK",
      "editStatus": "INSERTED",
      "message": "Inserted Successfully.",
      "index": 0,
      "httpCode": 201,
      "inlineResults": null
    }
  ]
}

```

## Use Case 5: Delete a To-Do Item

This example shows how to delete a to-do item.

### Request

Operation	Delete
HTTP Method	DELETE
URI	https://<api-server>/odata/v2/ TodoEntryV2('12345')

### Response

Successful deletion returns status 200 OK with no response payload.

## Related Information

[List of To-Do Tiles on the Legacy Home Page](#)

[SAP Business Accelerator Hub: TodoEntryV2](#) 

[How do I access my assigned workflow requests? \[page 1454\]](#)

## 9.1.12.3 List of To-Do Categories

Learn about to-do categories that are included in the OData API.

### → Tip

To-do categories and category IDs are technical identifiers in the OData API, but they correspond to tasks on a person's To Do List.

Every to-do task is shown in the to-do panel. Each to-do task may also be shown in several other places, such as the home page or SAP Task Center.

[Where To-Do Tasks Are Shown \[page 373\]](#)

How to use the table:

- Use the search, filter, sort, and show/hide columns functionalities to adjust the table content.
- Use the *Navigation Property* column to find out which `ToDoEntryV2` navigation property can be expanded for more details of the to-do item.

Category	Business Task	Product Area	Category ID	Default Category Name	Chip ID	Home Page (web)	Home Page (mobile app)	SAP Task Center Integration	ToDo API	ToDoEntryV2 API	Navigation Property
0	Review Performance	Performance Management	CATEGORY_PM	Evaluate Performance	todoPerformanceReview	Yes	Yes	Yes	Yes	Yes	formContentNav
1	Set Goals	Goal Management	CATEGORY_GOAL	Set goals for the upcoming year	todoGoals	No	No		Yes	Yes	
2	Complete 360 Evaluation	Performance Management - 360 Evaluation	CATEGORY_360	Collect 360 Feedback	todoPerformanceReview	Yes	Yes	Yes	Yes	Yes	
3	Complete Compensation Planning Task Review	Compensation	CATEGORY_COMPENSATION	Reward Results	compensation	Yes			Yes	Yes	
4	Complete Succession Management Task	Succession Management	CATEGORY_SM	Succession Management		No	No		Yes	Yes	
5	Approve Job Requisition	Recruiting	CATEGORY_RECRUITING	Recruit New Talent	todoRecruiting	Yes	Yes	Yes	Yes	Yes	

Category	Business Task	Product Area	Category ID	Default Category Name	Chip ID	SAP					Navigation Property
						Home Page (web)	Home Page (mobile app)	Center Integration	ToDo API	ToDo API 2	
6		Succession Management	CATEGORY_SM_ORGCHART	Succession Org Chart		No	No		Yes	Yes	
7	Review Performance with Stack Ranker	Performance Management - Stack Ranker	CATEGORY_PM_MYTEAMRATER	Stack Ranker	todoPerformanceReview	No	No		Yes	Yes	
8	Complete Business Process Task	Business Process Platform	CATEGORY_PPROCESS	Business Process Platform		No	No				
			<div style="border: 1px solid orange; padding: 5px;"> <p><b>⚠ Caution</b></p> <p>This category is deprecated.</p> </div>								
9	Complete HRIS Action Task	Employee Central - HRIS Actions	CATEGORY_HRIS_ACTIONS	HRIS Actions		No	No				
			<div style="border: 1px solid orange; padding: 5px;"> <p><b>⚠ Caution</b></p> <p>This category is deprecated.</p> </div>								
10	Provide Interview Feedback	Recruiting - Interview Assessments	CATEGORY_RCM_INTERVIEW_ASSESS	Interview Assessment	interview	Yes	Yes	Yes	Yes	Yes	
11	Approve Job Offer	Recruiting - Job Offers	CATEGORY_OFFER_DETAIL	Offer Approval	todoRecruiting	Yes	Yes	Yes	Yes	Yes	recruitingJobOfferNav

Category	Business Task	Product Area	Category ID	Default Category Name	Chip ID	SAP					Navigation Property
						Home Page (web)	Home Page (mobile app)	Task Center Integration	ToDo API	ToDoEn tryV2 API	
12	Complete Calibration	Calibration	CATEGORY_CALIBRATION_SESSIONS	Calibrate Ratings and Results	todoPerformanceReview	Yes	No	Yes	Yes	Yes	
13	Complete Recruiting Events Task	Recruiting	CATEGORY_RECRUITING_EVENTS	Recruiting Events	todoRecruiting	No	No		Yes	Yes	
14	Approve Employee Central Workflows	Employee Central - Workflows	CATEGORY_HRIS_EMP_CHANGE_REQUESTS	Employee Change Requests		Yes	Yes	Yes	Yes	Yes	wfRequestNav
15	Complete Learning Assignments	Learning	CATEGORY_ASSIGNED_TRAINING_REQUESTS	Assigned Learning	lmsTraining	Yes	Yes				
16	Take Learning Survey	Learning	CATEGORY_LEARNING_SURVEY_REQUESTS	Learning Survey	lmsSurvey	No	No		Yes		
17	Approve Benefit Enrollment Change for Employee Central Benefits	Employee Central - Benefits	CATEGORY_GENERIC_OBJECT_CHANGE_REQUESTS	Generic Object Change Requests		Yes	Varies by task	Yes	Yes	Yes	wfRequestNav
17	Approve Benefit Enrollment Group Task for Employee Central Benefits	Employee Central - Benefits	CATEGORY_GENERIC_OBJECT_CHANGE_REQUESTS	Generic Object Change Requests		Yes	Varies by task	Yes	Yes	Yes	wfRequestNav
17	Approve Employee Benefit Claim for Employee Central Benefits	Employee Central - Benefits	CATEGORY_GENERIC_OBJECT_CHANGE_REQUESTS	Generic Object Change Requests		Yes	Varies by task	Yes	Yes	Yes	wfRequestNav

Category	Business Task	Product Area	Category ID	Default Category Name	Chip ID	Home Page (web)	Home Page (mobile app)	SAP	Todo API	ToDoEn2 API	Navigation Property
								Task Center Integration			
17	Approve Employee Central Deduction	Employee Central - Benefits	CATEGORY_GENERIC_OBJECT_CHANGE_REQUESTS	Generic Object Change Requests		Yes	Varies by task	Yes	Yes	Yes	wfRequestNav
17	Approve Income Tax Declaration for Employee Central Benefits	Employee Central - Benefits	CATEGORY_GENERIC_OBJECT_CHANGE_REQUESTS	Generic Object Change Requests		Yes	Varies by task	Yes	Yes	Yes	wfRequestNav
17	Approve MDF Custom Object Change	Metadata Framework	CATEGORY_GENERIC_OBJECT_CHANGE_REQUESTS	Generic Object Change Requests		Yes	Varies by task	Yes	Yes	Yes	wfRequestNav
17	Approve Spot Award	Compensation - Reward and Recognition	CATEGORY_GENERIC_OBJECT_CHANGE_REQUESTS	Generic Object Change Requests		Yes	Varies by task	Yes	Yes	Yes	wfRequestNav
17	Approve Time Account Payout	Employee Central - Time Management	CATEGORY_GENERIC_OBJECT_CHANGE_REQUESTS	Generic Object Change Requests		Yes	Varies by task	Yes	Yes	Yes	wfRequestNav
17	Approve Time Account Purchase	Employee Central - Time Management	CATEGORY_GENERIC_OBJECT_CHANGE_REQUESTS	Generic Object Change Requests		Yes	Varies by task	Yes	Yes	Yes	wfRequestNav
17	Approve Time Event	Time Tracking	CATEGORY_GENERIC_OBJECT_CHANGE_REQUESTS	Generic Object Change Requests		Yes	Varies by task	Yes	Yes	Yes	wfRequestNav
17	Approve Time Recording	Time Tracking	CATEGORY_GENERIC_OBJECT_CHANGE_REQUESTS	Generic Object Change Requests		Yes	Varies by task	Yes	Yes	Yes	wfRequestNav



Category	Business Task	Product Area	Category ID	Default Category Name	Chip ID	Home Page (web)	Home Page (mobile app)	SAP	Todo API	ToDoEn2 API	Navigation Property
								Task Center Integration			
17	Approve Position Change	Employee Central - Position Management	CATEGORY_GENERIC_OBJECT_CHANGE_REQUESTS	Generic Object Change Requests		Yes	Varies by task	Yes	Yes	Yes	wfRequestNav
18	Approve Time Off	Employee Central - Time Management	CATEGORY_ABSENCE_MANAGEMENT_REQUESTS	Time Off Requests		Yes	Yes		Yes	Yes	wfRequestNav
19	Finish Your Employee Profile	Employee Profile	CATEGORY_EMPLOYEE_PROFILE_COMPLETE	Employee Profile Complete	finishProfile	Yes	No		Yes	Yes	
20	Complete Onboarding Tasks	Onboarding 1.0	CATEGORY_ONBOARDING_PENDING_ITEMS	Onboarding 1.0	onboarding		No		No	No	
21	Approve Job Profile Changes	Job Profile Builder	CATEGORY_JOB_PROFILE_CHANGE_REQUESTS	Job Profile Requests		Yes	No	Yes	Yes	Yes	wfRequestNav
22	Onboarding 1.0 Meetings	Onboarding 1.0	CATEGORY_ONBOARDING_MEETINGS	Onboarding 1.0 Meetings			No		No	No	
23	Acknowledge Employee Central Alerts	Employee Central - Alerts	CATEGORY_HRIS_EMPLOYEE_ALERT	Employee EC Alert	ecAlerts	Yes	No		Yes	Yes	

Category	Business Task	Product Area	Category ID	Default Category Name	Chip ID	Home Page (web)	Home Page (mobile app)	SAP	Todo API	2 API	Navigation Property
								Task Center Integration			
24	Complete Income Tax Declarations Task	Employee Central - Income Tax Declarations	CATEGORY_IT_DECLARATION_REQUESTS  (Replaced by category 17)	Income Tax Declaration Requests		No	No				wfRequestNav
			<div style="border-left: 2px solid orange; padding-left: 5px;"> <p><b>⚠ Caution</b></p> <p>This category is deprecated.</p> </div>								
25	Complete Employee Central Deduction Task	Employee Central - Deductions	CATEGORY_DEDUCTION_REQUESTS  (Replaced by category 17)	Deduction Requests		No	No				wfRequestNav
			<div style="border-left: 2px solid orange; padding-left: 5px;"> <p><b>⚠ Caution</b></p> <p>This category is deprecated.</p> </div>								
26	Complete Learning Alerts Task	Learning	CATEGORY_LMS_ALERT	Learning Alerts	lmsApproval	No	No		Yes		

Category	Business Task	Product Area	Category ID	Default Category Name	Chip ID	SAP					Navigation Property
						Home Page (web)	Home Page (mobile app)	Task Center Integration	ToDo 2 API	ToDoEn tryV API	
27	Complete Onboarding Manager Tasks	Onboarding 1.0	CATEGORY_ONBOARDING_PENDING_NEWHIRE_ACTIVITIES_FOR_MANAGER		onbNewHireAct				Yes		
28	Acknowledge Job Profile Change	Job Profile Builder	CATEGORY_JOB_PROFILE_CHANGE_ACK_REQUESTS	Job Profile Change for My Acknowledgment	jobProfile	Yes	No	Yes	Yes	Yes	
29	Approve Time Sheet	Employee Central - Time Management	CATEGORY_ATTENDANCE_MANAGEMENT_REQUESTS	Time Sheet Requests		Yes	Yes	Yes	Yes	Yes	wfRequestNav
30	Complete Onboarding Tasks for Equipment for New Hire		CATEGORY_ONBOARDING_PENDING_EQUIPMENT_WORKFLOW		newHireEquip				Yes		
31	Complete Requisition Approval Task	Recruiting	CATEGORY_REQUISITION_APPROVAL_REQUEST	Requisition Approval for					Yes	Yes	
32	Complete Succession Task	Succession Management	CATEGORY_SM_SMARTS_SUCCESSION_ITEMS	Succession Org Chart		No	No		Yes	Yes	
33	Complete Task for Goals EC Alert		CATEGORY_GOAL_EC_MANAGER_ALERT	Review your team's individual Goal plans					Yes	Yes	
34	Complete Business Process Task	Business Process Tasks	CATEGORY_BPE_USER_TASKS	Process Tasks	businessProcess	No	No		Yes	Yes	

Category	Business Task	Product Area	Category ID	Default Category Name	Chip ID	Home Page (web)	Home Page (mobile app)	SAP Task Center		Navigation Property
								Integration	ToDoEn tryV2 API	
35	Review Calibration Sessions Due to Manager Change	Review Calibration Sessions Due to Manager Change	CATEGORY_CALIBRATION_EC_MANAGER_CHANGE_ALERT	Review Calibration Sessions Due to Manager Change		No	No	Yes	Yes	
36	Complete Task for Goals-Employee Central Alert	Goals-Employee Central Alert	CATEGORY_GOAL_EC_L_OA_ALERT	Adjust Goals for {0} Prior to Absence				Yes	Yes	
37	Complete Work Order Expiration Task	Work Order Expiration	CATEGORY_WORK_ORDER_EXPIRATION_ALERT	Work Order Expiration		No	No	Yes	Yes	
38	Review Team Summary For New Manager	Review Team Summary For New Manager	CATEGORY_TALENTREVIEW_IC_TO_MANAGER_CHANGE_ALERT	Review Team Summary For New Manager	dossierTile	No	No	Yes	Yes	
39	Complete Position Management Task	Employee Central - Position Management	CATEGORY_POSITION_MANAGEMENT_REQUESTS	Position Management Requests		No	No			wfRequestNav
<div style="border: 1px solid orange; padding: 5px; margin: 5px 0;"> <p><b>⚠ Caution</b></p> <p>This category is deprecated.</p> </div>										
40	Complete Onboarding Paperwork	Onboarding 1.0	CATEGORY_ONBOARDING_PAPERWORK	Onboarding 1.0 Paperwork	ONBOARDING_paperWork	Yes	No	No	No	

Category	Business Task	Product Area	Category ID	Default Category Name	Chip ID	Home Page (web)	Home Page (mobile app)	SAP	Todo API	2 API	Navigation Property
								Task Center Integration			
41	Complete Task for External Integration	Intelligent Services	CATEGORY_EXTERNAL_INTEGRATION	Intelligent Services	extIntegration	No	No		Yes	Yes	
42	Update Your Status		CATEGORY_SUCCESSFUL_EMPLOYEE_UPDATE_STATUS_ALERT		ontrackUpdateStatusTile	No	No		Yes	Yes	
43	Conduct 1:1 Meetings		CATEGORY_SUCCESSFUL_MANAGER_ONEONE_MEETING_ALERT		ontrackConductMeetingTile				Yes	Yes	
44	Review Team Calibration Summary	Calibration	CATEGORY_TALENTREVIEW_CALIBRATION_PRIVATE_EVENT	Team Calibration Summary	calibrationDossierTile	No	No		Yes	Yes	
45	Complete Performance Management Task	Performance Management	CATEGORY_PM_MOBILE	Evaluate Performance		No	No				

**⚠ Caution**  
This category is deprecated.

Category	Business Task	Product Area	Category ID	Default Category Name	Chip ID	Home Page (web)	Home Page (mobile app)	SAP	Todo API	2 API	Navigation Property
								Task Center Integration			
46	Approve Reward Request	Compensation - Reward and Recognition	OFF_CYCLE_REWARD_REQUESTS  (Replaced by category 17)	Reward and Recognition requests	approveRequest	No	No				wfRequestNav
<div style="background-color: #f0f0f0; padding: 5px; border: 1px solid #ccc;"> <p><b>⚠ Caution</b></p> <p>This category is deprecated.</p> </div>											
47	Complete Feedback Request Task	Performance Management - Feedback Requests	CATEGORY_SUCCESSFUL_REQUEST_FEEDBACK	Provide Feedback		No	No				
<div style="background-color: #f0f0f0; padding: 5px; border: 1px solid #ccc;"> <p><b>⚠ Caution</b></p> <p>This category is deprecated.</p> </div>											
48	Complete Headcount Planning Task	Operational Plans	OWFP_PLAN_ALERT	Operational Plans	owfpPlanAlert	No	No		Yes		

Category	Business Task	Product Area	Category ID	Default Category Name	Chip ID	Home Page (web)	Home Page (mobile app)	SAP Task Center		Navigation Property
								Integration	ToDoEn tryV2 API	
49	Complete Onboarding Paperwork Tasks	Onboarding	CATEGORY_ONBOARDING2_PAPERWORK_TASKS	Onboarding Paperwork Tasks		No	No			
<div style="border-left: 2px solid orange; padding-left: 10px; background-color: #f0f0f0;"> <p><b>⚠ Caution</b></p> <p>This category is deprecated.</p> </div>										
50	Complete Onboarding Manager Tasks	Onboarding	CATEGORY_ONBOARDING2_MANAGER_TASKS	Onboarding Hire Tasks		No	No			
<div style="border-left: 2px solid orange; padding-left: 10px; background-color: #f0f0f0;"> <p><b>⚠ Caution</b></p> <p>This category is deprecated.</p> </div>										
51	Complete Payroll Task		CATEGORY_PAYROLL_HIRE	Complete Payroll Tasks	payrollHire				Yes	
52	Complete Employee Life Event Task		CATEGORY_EMPLOYEE_LIFE_EVENT	Process Employee Life Event		No	No	Yes	Yes	
53	Manager Activities (Onboarding Process)	Onboarding	CATEGORY_ONBOARDING2_OPEN_ONBOARDING_ACTIVITY	Complete New Hire Tasks	onb2PrepareNewMembers	Yes		Yes	Yes	

Category	Business Task	Product Area	Category ID	Default Category Name	Chip ID	Home Page (web app)		SAP Task Center Integration		Navigation Property
						Home Page (web app)	Home Page (mobile app)	Todo API	TryV API	
54	Complete New Hire Personal Data Collection Task	Onboarding	CATEGORY_ONBOARDING_G2_PERSONAL_DATA_COLLECTION	Provide Data For Onboarding Paperwork	ONBOARDING_G2_PERSONAL_DATA_COLLECTION	Yes		Yes	Yes	
55	Complete New Hire Personal Data Collection Task	Onboarding	CATEGORY_ONBOARDING_G2_CUSTOM_DATA_COLLECTION	Complete Additional Onboarding Tasks	ONBOARDING_G2_CUSTOM_DATA_COLLECTION	Yes		Yes	Yes	
56	Approve Mentor	Mentoring	CATEGORY_CDP_MENTORING_APPROVAL	Approve Mentor	mentoringManagerApprovalTile	Yes		Yes	Yes	
57	Complete Third-Party To-Do Tasks (Service-Now)		CATEGORY_SERVICENOW	ServiceNow	thirdParty	No	No	Yes	Yes	
58	Complete Onboarding Profile Completion Task	Onboarding	CATEGORY_ONBOARDING_G2_FINISH_MY_PROFILE	Start Completing Your Profile	onb2ToDoFinishMyProfile			Yes	Yes	
59	Complete Continuous Feedback Request Task	Performance Management - Continuous Feedback	CATEGORY_REQUEST_CONTINUOUS_FEEDBACK	Provide Feedback	ontrackRequestFeedbackTile	No	No	Yes	Yes	
60	Approve or Decline Learning Requests	Learning	CATEGORY_LMS_APPROVAL	Learning Approvals	lmsApproval	Yes	Yes			
61	Review New Hire Data	Onboarding	CATEGORY_ONBOARDING_G2_OPEN_DATA_CORRECTION	New Hire Data Review	onb2OnboardDataCorrection	Yes		Yes	Yes	



Category	Business Task	Product Area	Category ID	Default Category Name	Chip ID	Home Page (web)	Home Page (mobile app)	SAP	Todo API	2 API	Navigation Property
								Task Center Integration			
62	Review Offboarding Data	Offboarding	CATEGORY_OFFBOARDING2_OFB_TEAM_MEMBERS	Offboard Team Members	onb2OffboardDataCorrection	Yes			Yes		
63	Complete Task	Offboarding	CATEGORY_OFFBOARDING2_REVIEW_INFORMATION	Review Offboarding Information	ofb2reviewOffboardingInformation					Yes	
64	Complete Knowledge Transfer Tasks	Offboarding	CATEGORY_OFFBOARDING2_KNOWLEDGE_TRANSFER_TASK	Complete Knowledge Transfer Tasks	onb2Offboarding2KnowledgeTransferTask	Yes			Yes		
65	Manager Activities (offboarding process)	Offboarding	CATEGORY_OFFBOARDING2_TEAM_MEMBERS	Offboard Team Members	onb2OffboardTeamMembers	Yes		Yes	Yes		
66	Complete New Hire Compliance Task	Onboarding	CATEGORY_ONBOARDING2_EMPLOYEE_PAPERWORK_TASK			Yes		Yes			
67	Complete Employer Paperwork Task	Onboarding	CATEGORY_ONBOARDING2_EMPLOYER_PAPERWORK_TASK								
68	Complete Rehire Verification Task	Onboarding	CATEGORY_ONBOARDING2_OPEN_REHIRE_VERIFICATION	Perform Rehire Verification	onb2RehireVerification	Yes			Yes		
69	Complete E-Signature Task	Onboarding	CATEGORY_ONBOARDING2_EMPLOYEE_OPEN_SIGNATURE	Complete e-Signing of documents	onb2EmployeeSignature	Yes			Yes		

Category	Business Task	Product Area	Category ID	Default Category Name	Chip ID	Home Page (web)	SAP Home Page (mobile app)		Todo 2 API	Navigation Property
							Center	TryV		
70	Complete E-Signature Task	Onboarding	CATEGORY_ONBOARDING2_EMPLOYER_OPEN_ESIGNATURE	Complete e-Signing of employee documents	onb2EmployerSignature	Yes			Yes	
71	Complete New Hire Compliance Task	Onboarding	CATEGORY_ONBOARDING2_NEWHIRE_I9_PAPERWORK	Complete and Sign Form I-9	onb2I9FormNewHire	Yes		Yes	Yes	
72	Complete New Hire Compliance Task	Onboarding	CATEGORY_ONB2COMPLIANCE_NEWHIRE_COMPLIANCE_TASKS	Complete Compliance Tasks	onb2ComplianceTasks	Yes		Yes	Yes	
73	Complete Form I-9 Section 2 Task	Onboarding	CATEGORY_ONBOARDING2_HIRING_MANAGER_I9_PAPERWORK	Complete Section 2 and Section 3 of Form I-9	onb2I9FormHiringManager	Yes		Yes	Yes	
74	Complete New Hire Compliance Task	Onboarding	CATEGORY_COMPLIANCE_EMPLOYEE_OPEN_ESIGNATURE	Complete e-Signing of compliance documents	complianceEmployeeSignature	Yes		Yes	Yes	
75	Approve Talent Pool Nominee	Succession Management	CATEGORY_SM_TALENT_POOL_NOMINEES_APPROVALS	Approve Talent Pool Nominees	todoTalentPoolNomineesApproval	Yes	Yes			
76	Complete E-Verify Task	Onboarding	CATEGORY_COMPLIANCE_EMPLOYER_VERIFY	Complete E-Verify	onb2EVerifyEmployer					
77	Accept Workflow Delegation Request	Workflow Delegation Request	CATEGORY_WORKFORCE_WORKFLOW_AUTO_DELEGATION	Workflow Delegation Request		Yes	Yes	Yes	Yes	

Category	Business Task	Product Area	Category ID	Default Category Name	Chip ID	Home Page (web)	Home Page (mobile app)	SAP	Todo API	2 API	Navigation Property
								Task Center Integration			
77	Acknowledge Upcoming Delegation	Workflow Delegation Request	CATEGORY_WORKFORCE_WORKFLOW_AUTO_DELEGATION	Workflow Delegation Request		Yes	Yes	Yes	Yes		
78	Approve Assignment Offer	Opportunity Marketplace	CATEGORY_OMP_ASSIGNMENT_APPLICATION_APPROVALS			Yes	Yes	Yes			
79	Accept Mentoring Request	Mentoring	CDP_MENTORING_REQUEST_APPROVAL						Yes	Yes	

Cat- egor y	Business Task	Product Area	Category ID	Default Cat- egory Name	Chip ID	Home Page (web )	Home Page (mo- bile app)	SAP Task Center Inte- gra- tion	Todo API	ToDoEn tryV 2 API	Navigation Property
99	Not applica- ble	Not applica- ble	Special val- ues for APIs to filter cat- egories 15, 16, and 26.			N/A	N/A		Yes	Yes	

ⓘ Not  
e

Availa-  
ble for  
Mobile  
only to  
inte-  
grate  
with  
SAP  
Suc-  
cess-  
Factors  
Learn-  
ing.  
categ  
oryId  
=99  
must be  
speci-  
fied in  
\$filter.  
The  
Learn-  
ing to-  
do  
items  
don't  
support  
select-  
ing,  
pagina-  
tion, or  
sorting.  
To-do

Category	Business Task	Product Area	Category ID	Default Category Name	Chip ID	Home Page (web)	Home Page (mobile app)	SAP Task Center Integration	ToDoEn tryV 2 API	Navigation Property

items for all logged-in users are returned. For other areas, logged-in users can only see their own items.

## 9.1.12.4 Where To-Do Tasks Are Shown

Learn where each to-do category is shown in the user interface.

Category	Business Task	Product Area	Category ID	To-Do Panel	Home Page (web)	Home Page (mobile app)	SAP Task Center (integration)
0	Review Performance	Performance Management	CATEGORY_PM	Yes	Yes	Yes	Yes
1	Set Goals	Goal Management	CATEGORY_GOAL	Yes	No	No	
2	Complete 360 Evaluation	Performance Management - 360 Evaluation	CATEGORY_360	Yes	Yes	Yes	Yes
3	Complete Compensation Planning Task Review	Compensation	CATEGORY_COMPENSATION	Yes	Yes		
4	Complete Succession Management Task	Succession Management	CATEGORY_SM	Yes	No	No	

Category	Business Task	Product Area	Category ID	To-Do Panel	Home Page (web)	Home Page (mobile app)	SAP Task Center (integration)
5	Approve Job Requisition	Recruiting	CATEGORY_RECRUITING	Yes	Yes	Yes	Yes
6		Succession Management	CATEGORY_SM_ORGC HART	Yes	No	No	
7	Review Performance with Stack Ranker	Performance Management - Stack Ranker	CATEGORY_PM_MYTE AMRATER	Yes	No	No	
8	Complete Business Process Task	Business Process Platform	CATEGORY_PPROCES S	Yes	No	No	
<div style="border-left: 2px solid orange; padding-left: 10px; background-color: #f0f0f0;"> <p><b>⚠ Caution</b></p> <p>This category is deprecated.</p> </div>							
9	Complete HRIS Action Task	Employee Central - HRIS Actions	CATEGORY_HRIS_AC TIONS	Yes	No	No	
<div style="border-left: 2px solid orange; padding-left: 10px; background-color: #f0f0f0;"> <p><b>⚠ Caution</b></p> <p>This category is deprecated.</p> </div>							
10	Provide Interview Feedback	Recruiting - Interview Assessments	CATEGORY_RCM_INT ERVIEW_ASSESS	Yes	Yes	Yes	Yes
11	Approve Job Offer	Recruiting - Job Offers	CATEGORY_OFFER_D ETAIL	Yes	Yes	Yes	Yes
12	Complete Calibration	Calibration	CATEGORY_CALIBRA TION_SESSIONS	Yes	Yes	No	Yes
13	Complete Recruiting Events Task	Recruiting	CATEGORY_RECRUIT ING_EVENTS	Yes	No	No	
14	Approve Employee Central Workflows	Employee Central - Workflows	CATEGORY_HRIS_EM P_CHANGE_REQUEST S	Yes	Yes	Yes	Yes
14	Approve Requests for Assignment Application.	Opportunity Marketplace - Assignments	CATEGORY_HRIS_EM P_CHANGE_REQUEST S	Yes	Yes	Yes	Yes
14	Approve Requests for Assignment Publishing	Opportunity Marketplace - Assignments	CATEGORY_HRIS_EM P_CHANGE_REQUEST S	Yes	Yes	Yes	Yes
14	Approve Requests for Assignment Offer Acceptance	Opportunity Marketplace - Assignments	CATEGORY_HRIS_EM P_CHANGE_REQUEST S	Yes	Yes	Yes	Yes

Category	Business Task	Product Area	Category ID	To-Do Panel	Home Page (web)	Home Page (mobile app)	SAP Task Center (integration)
15	Complete Learning Assignments	Learning	CATEGORY_ASSIGNED_TRAINING_REQUESTS	Yes	Yes	Yes	
16	Take Learning Survey	Learning	CATEGORY_LEARNING_SURVEY_REQUESTS	Yes	No	No	
17	Approve Benefit Enrollment Change for Employee Central Benefits	Employee Central - Benefits	CATEGORY_GENERIC_OBJECT_CHANGE_REQUESTS	Yes	Yes		Yes
17	Approve Benefit Enrollment Group Task for Employee Central Benefits	Employee Central - Benefits	CATEGORY_GENERIC_OBJECT_CHANGE_REQUESTS	Yes	Yes		Yes
17	Approve Employee Benefit Claim for Employee Central Benefits	Employee Central - Benefits	CATEGORY_GENERIC_OBJECT_CHANGE_REQUESTS	Yes	Yes		Yes
17	Approve Employee Central Deduction	Employee Central - Benefits	CATEGORY_GENERIC_OBJECT_CHANGE_REQUESTS	Yes	Yes		Yes
17	Approve Income Tax Declaration for Employee Central Benefits	Employee Central - Benefits	CATEGORY_GENERIC_OBJECT_CHANGE_REQUESTS	Yes	Yes		Yes
17	Approve MDF Custom Object Change	Metadata Framework	CATEGORY_GENERIC_OBJECT_CHANGE_REQUESTS	Yes	Yes		Yes
17	Approve Spot Award	Compensation - Reward and Recognition	CATEGORY_GENERIC_OBJECT_CHANGE_REQUESTS	Yes	Yes		Yes
17	Approve Time Account Payout	Employee Central - Time Management	CATEGORY_GENERIC_OBJECT_CHANGE_REQUESTS	Yes	Yes		Yes
17	Approve Time Account Purchase	Employee Central - Time Management	CATEGORY_GENERIC_OBJECT_CHANGE_REQUESTS	Yes	Yes		Yes
17	Approve Time Event	Time Tracking	CATEGORY_GENERIC_OBJECT_CHANGE_REQUESTS	Yes	Yes		Yes
17	Approve Time Recording	Time Tracking	CATEGORY_GENERIC_OBJECT_CHANGE_REQUESTS	Yes	Yes		Yes

Category	Business Task	Product Area	Category ID	To-Do Panel	Home Page (web)	Home Page (mobile app)	SAP Task Center (integration)
17	Approve Position Change	Employee Central - Position Management	CATEGORY_GENERIC_OBJECT_CHANGE_REQUESTS	Yes	Yes		Yes
18	Approve Time Off	Employee Central - Time Management	CATEGORY_ABSENCE_MANAGEMENT_REQUESTS	Yes	Yes	Yes	
19	Finish Your Employee Profile	Employee Profile	CATEGORY_EMPLOYEE_PROFILE_COMPLETE	Yes	Yes	No	
20	Complete Onboarding Tasks	Onboarding 1.0	CATEGORY_ONBOARDING_PENDING_ITEMS	Yes		No	
21	Approve Job Profile Changes	Job Profile Builder	CATEGORY_JOB_PROFILE_CHANGE_REQUESTS	Yes	Yes	No	Yes
22	Onboarding 1.0 Meetings	Onboarding 1.0	CATEGORY_ONBOARDING_MEETINGS	Yes		No	
23	Acknowledge Employee Central Alerts	Employee Central - Alerts	CATEGORY_HRIS_EMP_EC_ALERT	Yes	Yes	No	
24	Complete Income Tax Declarations Task	Employee Central - Income Tax Declarations	CATEGORY_IT_DECLARATION_REQUESTS (Replaced by category 17)	Yes	No	No	
			<div style="border-left: 3px solid orange; padding-left: 10px;"> <p><b>⚠ Caution</b></p> <p>This category is deprecated.</p> </div>				
25	Complete Employee Central Deduction Task	Employee Central - Deductions	CATEGORY_DEDUCTION_REQUESTS (Replaced by category 17)	Yes	No	No	
			<div style="border-left: 3px solid orange; padding-left: 10px;"> <p><b>⚠ Caution</b></p> <p>This category is deprecated.</p> </div>				
26	Complete Learning Alerts Task	Learning	CATEGORY_LMS_ALERT	Yes	No	No	



Category	Business Task	Product Area	Category ID	To-Do Panel	Home Page (web)	Home Page (mobile app)	SAP Task Center (integration)
27	Complete Onboarding Manager Tasks	Onboarding 1.0	CATEGORY_ONBOARDING_PENDING_NEWHIRE_ACTIVITIES_FOR_MANAGER	Yes			
28	Acknowledge Job Profile Change	Job Profile Builder	CATEGORY_JOB_PROFILE_CHANGE_ACK_REQUESTS	Yes	Yes	No	Yes
29	Approve Time Sheet	Employee Central - Time Management	CATEGORY_ATTENDANCE_MANAGEMENT_REQUESTS	Yes	Yes	Yes	Yes
30	Complete Onboarding Tasks for Equipment for New Hire		CATEGORY_ONBOARDING_PENDING_EQUIPMENT_WORKFLOW	Yes			
31	Complete Requisition Approval Task	Recruiting	CATEGORY_REQUISITION_APPROVAL_REQUEST	Yes			
32	Complete Succession Task	Succession Management	CATEGORY_SM_SMARTSUITE_SOC_ITEMS	Yes	No	No	
33	Complete Task for Goals EC Alert		CATEGORY_GOAL_EC_MANAGER_CHANGE_ALERT	Yes			
34	Complete Business Process Task	Business Process Tasks	CATEGORY_BPE_USE_R_TASKS	Yes	No	No	
35	Review Calibration Sessions Due to Manager Change	Review Calibration Sessions Due to Manager Change	CATEGORY_CALIBRATION_EC_MANAGER_CHANGE_ALERT	Yes	No	No	
36	Complete Task for Goals-Employee Central Alert	Goals-Employee Central Alert	CATEGORY_GOAL_EC_LOA_ALERT	Yes			
37	Complete Work Order Expiration Task	Work Order Expiration	CATEGORY_WORK_ORDER_EXPIRATION_ALERT	Yes	No	No	
38	Review Team Summary For New Manager	Review Team Summary For New Manager	CATEGORY_TALENTRVIEW_IC_TO_MANAGER_CHANGE_ALERT	Yes	No	No	

Category	Business Task	Product Area	Category ID	To-Do Panel	Home Page (web)	Home Page (mobile app)	SAP Task Center (integration)
39	Complete Position Management Task	Employee Central - Position Management	CATEGORY_POSITION_MANAGEMENT_REQUESTS  (Replaced by category 17)	Yes	No	No	
<div style="border-left: 2px solid orange; padding-left: 10px;"> <p><b>⚠ Caution</b></p> <p>This category is deprecated.</p> </div>							
40	Complete Onboarding Paperwork	Onboarding 1.0	CATEGORY_ONBOARDING_PAPERWORK	Yes	Yes	No	
41	Complete Task for External Integration	Intelligent Services	CATEGORY_EXTERNAL_INTEGRATION	Yes	No	No	
42	Update Your Status		CATEGORY_SUCCESSLINE_EMPLOYEE_UPDATE_STATUS_ALERT	Yes	No	No	
43	Conduct 1:1 Meetings		CATEGORY_SUCCESSLINE_MANAGER_ONEONE_MEETING_ALERT	Yes			
44	Review Team Calibration Summary	Calibration	CATEGORY_TALENTEVIEW_CALIBRATION_ACTIVATE_EVENT	Yes	No	No	
45	Complete Performance Management Task	Performance Management	CATEGORY_PM_MOBILE	Yes	No	No	
<div style="border-left: 2px solid orange; padding-left: 10px;"> <p><b>⚠ Caution</b></p> <p>This category is deprecated.</p> </div>							
46	Approve Reward Request	Compensation - Reward and Recognition	OFF_CYCLE_REWARD_REQUESTS  (Replaced by category 17)	Yes	No	No	
<div style="border-left: 2px solid orange; padding-left: 10px;"> <p><b>⚠ Caution</b></p> <p>This category is deprecated.</p> </div>							

Category	Business Task	Product Area	Category ID	To-Do Panel	Home Page (web)	Home Page (mobile app)	SAP Task Center (integration)
47	Complete Feedback Request Task	Performance Management - Feedback Requests	CATEGORY_SUCCESS LINE_REQUEST_FEE DBACK	Yes	No	No	
<div style="background-color: #f0f0f0; padding: 5px; border: 1px solid #ccc;"> <p><b>⚠ Caution</b></p> <p>This category is deprecated.</p> </div>							
48	Complete Headcount Planning Task	Operational Plans	OWFP_PLAN_ALERT	Yes	No	No	
49	Complete Onboarding Paperwork Tasks	Onboarding	CATEGORY_ONBOARD ING2_PAPERWORK_T ASKS	Yes	No	No	
<div style="background-color: #f0f0f0; padding: 5px; border: 1px solid #ccc;"> <p><b>⚠ Caution</b></p> <p>This category is deprecated.</p> </div>							
50	Complete Onboarding Manager Tasks	Onboarding	CATEGORY_ONBOARD ING2_MANAGER_TAS KS	Yes	No	No	
<div style="background-color: #f0f0f0; padding: 5px; border: 1px solid #ccc;"> <p><b>⚠ Caution</b></p> <p>This category is deprecated.</p> </div>							
51	Complete Payroll Task		CATEGORY_PAYROLL _HIRE	Yes			
52	Complete Employee Life Event Task		CATEGORY_EMPLOYEE _LIFE_EVENT	Yes	No	No	
53	Manager Activities (Onboarding Process)	Onboarding	CATEGORY_ONBOARD ING2_OPEN_ONBOAR DING_ACTIVITY	Yes	Yes		
54	Complete New Hire Personal Data Collection Task	Onboarding	CATEGORY_ONBOARD ING2_PERSONAL_DA TACOLLECTION	Yes	Yes		
55	Complete New Hire Personal Data Collection Task	Onboarding	CATEGORY_ONBOARD ING2_CUSTOM_DATA COLLECTION	Yes	Yes		
56	Approve Mentor	Mentoring	CATEGORY_CDP_MEN TORING_MENTOR_AP PROVAL	Yes	Yes		Yes

Category	Business Task	Product Area	Category ID	To-Do Panel	Home Page (web)	Home Page (mobile app)	SAP Task Center (integration)
57	Complete Third-Party To-Do Tasks (Service-Now)		CATEGORY_SERVICE NOW	Yes	No	No	
58	Complete Onboarding Profile Completion Task	Onboarding	CATEGORY_ONBOARDING2_FINISH_MY_PROFILE	Yes			
59	Complete Continuous Feedback Request Task	Performance Management - Continuous Feedback	CATEGORY_REQUEST_CONTINUOUS_FEEDBACK	Yes	No	No	
60	Approve or Decline Learning Requests	Learning	CATEGORY_LMS_APPROVAL	Yes	Yes	Yes	
61	Review New Hire Data	Onboarding	CATEGORY_ONBOARDING2_OPEN_DATA_CORRECTION	Yes	Yes		
62	Review Offboarding Data	Offboarding	CATEGORY_OFFBOARDING2_OFB_TEAM_MEMBERS	Yes	Yes	No	No
63	Complete Task	Offboarding	CATEGORY_OFFBOARDING2_REVIEW_OFB_INFO	Yes	Yes	No	No
64	Complete Knowledge Transfer Tasks	Offboarding	CATEGORY_OFFBOARDING2_KNOWLEDGE_TRANSFER_TASK	Yes	Yes	No	No
65	Manager Activities (offboarding process)	Offboarding	CATEGORY_OFFBOARDING2_OFFBOARD_TEAM_MEMBERS	Yes	Yes	No	No
66	Complete New Hire Compliance Task	Onboarding	CATEGORY_ONBOARDING2_EMPLOYEE_COMPLETE_PAPERWORK_TASK	Yes	Yes		
67	Complete Employer Paperwork Task	Onboarding	CATEGORY_ONBOARDING2_EMPLOYER_COMPLETE_PAPERWORK_TASK	Yes			
68	Complete Rehire Verification Task	Onboarding	CATEGORY_ONBOARDING2_OPEN_REHIRE_VERIFICATION	Yes	Yes		
69	Complete E-Signature Task	Onboarding	CATEGORY_ONBOARDING2_EMPLOYEE_OPEN_ESIGNATURE	Yes	Yes		
70	Complete E-Signature Task	Onboarding	CATEGORY_ONBOARDING2_EMPLOYER_OPEN_ESIGNATURE	Yes	Yes		

Category	Business Task	Product Area	Category ID	To-Do Panel	Home Page (web)	Home Page (mobile app)	SAP Task Center (integration)
71	Complete New Hire Compliance Task	Onboarding	CATEGORY_ONBOARDING2_NEWHIRE_I9_PAPERWORK	Yes	Yes		
72	Complete New Hire Compliance Task	Onboarding	CATEGORY_ONB2COMPLIANCE_NEWHIRE_COMPLIANCE_TASKS	Yes	Yes	Yes	Yes
73	Complete Form I-9 Task	Onboarding	CATEGORY_ONBOARDING2_HIRINGMANAGER_I9_PAPERWORK	Yes	Yes	Yes	Yes
74	Complete New Hire Compliance Task	Onboarding	CATEGORY_COMPLIANCE_EMPLOYEE_OPEN_ESIGNATURE	Yes	Yes		
75	Approve Talent Pool Nominee	Succession Management	CATEGORY_SM_TALENT_POOL_NOMINEES_APPROVALS	Yes	Yes		Yes
76	Complete E-Verify Task	Onboarding	CATEGORY_COMPLIANCE_EMPLOYER_VERIFY	Yes	Yes	Yes	Yes
77	Accept Workflow Delegation Request	Workflow Delegation Request	CATEGORY_WORKFLOW_AUTO_DELEGATION	Yes	Yes	Yes	
77	Acknowledge Upcoming Delegation	Workflow Delegation Request	CATEGORY_WORKFLOW_AUTO_DELEGATION	Yes	Yes	Yes	
78	Approve Assignment Offer	Opportunity Marketplace	CATEGORY_OMP_ASSIGNMENT_APPLICATION_APPROVALS	Yes	Yes	Yes	Yes
79	Accept Mentoring Request	Mentoring	CDP_MENTORING_MENTOR_REQUEST_APPROVAL	Yes	Yes	Yes	No

Category	Business Task	Product Area	Category ID	To-Do Panel	Home Page (web)	Home Page (mobile app)	SAP Task Center (integration)
99	Not applicable	Not applicable	Special values for APIs to filter categories 15, 16, and 26.	Yes	N/A	N/A	

#### Note

Available for Mobile only to integrate with SAP SuccessFactors Learning. `categoryId=99` must be specified in `$filter`. The Learning to-do items don't support selecting, pagination, or sorting. To-do items for all logged in users are returned. For other areas, logged in users can only see their own items.

## 9.1.13 Theming

This section contains OData API entities for SAP SuccessFactors themes.

### 9.1.13.1 ThemeInfo

The `ThemeInfo` entity returns key UI properties for the current theme, including public css, URL, and accessibility preferences.

#### Supported Operations

Operation	Description
Query	Retrieve the default theme information of the current instance.

#### Properties and Navigation Properties

This section lists only the properties and navigation properties that require special business logic, permission, or other additional information. For more information, refer to the API dictionary in [Admin Center > API Center > OData API Data Dictionary](#) or the API metadata using query: `https://<api-server>/odata/v2/<Entity>/$metadata`.

Property	Description
id	The ID for a stored theme. This can be a fixed string like <code>lightGrayPlacematBlueAccentNoTexture</code> for a predefined theme, or random generated characters for customized theme.
accessibilityPreferences	Additional properties selected by the currently logged in user for accessibility support.
lastModifiedDate	The last time the default theme was modified.
urls	URLs of the theme.

## Use Case: Query the Default Theme Information of the Current Instance

### Request

Operation	Query
HTTP Method	GET
URI	https://<api-server>/odata/v2/ThemeInfo

### Response

```
{
  "d": {
    "results": [
      {
        "__metadata": {
          "uri": "https://<api-server>/odata/v2/ThemeInfo('ldb6zn6vniq')",
          "type": "SFOData.ThemeInfo"
        },
        "id": "ldb6zn6vniq",
        "ui5Theme": "sap_belize",
        "urls": {
          "baseUrl": "https://<api-server>",
          "configUrl": "/public/theme-api/config/<CompanyID>/
ldb6zn6vniq;mod=16755b82e5f",
          "cssUrl": "/public/theme-api/css/<CompanyID>/
ldb6zn6vniq/.dcss;mod=16755b82e5f",
          "ui5BaseThemeRootUrl": "/public/theme-api/css/<CompanyID>/
ldb6zn6vniq/.dcss/merge_b1911.20200213190532/ui/sapui5/theming_aux!/ui/sapui5/main"
        },
        "lastModifiedDate": "1543331393119",
        "accessibilityPreferences": {
          "blindnessSupport": false,
          "colorVisionType": "unknown",
          "keyboardOnlyNavigation": true,
          "lowVisionType": "normal"
        },
        "locale": "en_US",
        "modules": null,
        "fingerprints": {
          "config": "16755b82e5f",
          "css": "16755b82e5f",
          "ui5BaseThemeRoot": "b1911.20200213190532"
        }
      }
    ]
  }
}
```

### Related Information

[SAP Business Accelerator Hub: ThemeInfo](#)



## 9.1.13.2 ThemeConfig

The `ThemeConfig` entity returns details of global style settings available for theming, including all necessary theming information such as CSS values for color, style definition, and configurations.

### Supported Operations

Query

### Properties and Navigation Properties

This section lists only the properties and navigation properties that require special business logic, permission, or other additional information. For more information, refer to the API dictionary in [Admin Center](#) [API Center](#) [OData API Data Dictionary](#) or the API metadata using query: `https://<api-server>/odata/v2/<Entity>/$metadata`.

#### Properties

Property	Description
id	The ID of the theme.
themeConfiguration	A collection of theme configurations represented by Complex Type <code>GlobalThemeConfiguration</code> .

### Use Case 1: Query Configurations of a Theme by ID

This example shows how to query the configurations of a theme by ID. If you don't specify any ID, the query returns the configurations of the default theme.

#### Request

Operation	Query
HTTP Method	GET
URI	<code>https://&lt;API-Server&gt;/odata/v2/ThemeConfig('ldb6zn6vnq')</code>

#### Response

```
{
  "d": {
    "__metadata": {
      "uri": "https://<API-Server>/odata/v2/ThemeConfig('ldb6zn6vnq')",
      "type": "SFOData.ThemeConfig"
    }
  },
}
```

```

"id": "1db6zn6vng",
"themeConfiguration": {
  "accentColorBase": null,
  "background": {
    "baseColor": {
      "value": "#9DC0DE"
    },
    "imageHorizontalPosition": "left",
    "imageOption": "texture",
    "imageRepeat": "repeat-x",
    "imageVerticalPosition": "top",
    "lighting": "none",
    "texture": "type11",
    "url": null
  },
  "containerShadowColor": {
    "value": "#666666"
  },
  "content": {
    "bgColor": {
      "value": "#FFFFFF"
    },
    "bgColorVariant": null,
    "iconScheme": null,
    "linkTextColor": {
      "value": "#008ECC"
    },
    "textColor": {
      "value": "#000000"
    },
    "textColorVariant": null
  },
  "diagram": {
    "backgroundColor": {
      "value": "#FFFFFF"
    },
    "lineColor": {
      "value": "#AFBCC2"
    },
    "negativeThresholdColor": {
      "value": "#D32030"
    },
    "neutralThresholdColor": {
      "value": "#8C8C8C"
    },
    "paletteColor10": {
      "value": "#E57BCF"
    },
    "paletteColor2": {
      "value": "#AFD645"
    },
    "paletteColor3": {
      "value": "#F58C4B"
    },
    "paletteColor4": {
      "value": "#8CD3FF"
    },
    "paletteColor5": {
      "value": "#427CAC"
    },
    "paletteColor6": {
      "value": "#FFB914"
    },
    "paletteColor7": {
      "value": "#05B4FF"
    },
    "paletteColor8": {
      "value": "#D88B8B"
    }
  }
}

```

```

    },
    "paletteColor9": {
      "value": "#21C4C4"
    },
    "positiveThresholdColor": {
      "value": "#61A656"
    },
    "primaryColor": {
      "value": "#848F94"
    },
    "textColor": {
      "value": "#565656"
    },
    "titleColor": {
      "value": "#565656"
    }
  },
  "external": {
    "faviconOption": "default",
    "faviconUrl": null,
    "footerLogoOption": "default",
    "footerLogoUrl": null
  },
  "footer": {
    "logoScheme": "light",
    "textColor": {
      "value": "#FFFFFF"
    }
  },
  "headerBackground": {
    "baseColor": null,
    "bgOption": "upload",
    "imageHorizontalPosition": "center",
    "imageRepeat": "no-repeat",
    "imageVerticalPosition": "top",
    "styleOption": "full",
    "url": {
      "value": "uires:281?
mod=bf06eb15e0c1564c3d18453b0386cb54&name=header%5fbackground2.1.png"
    }
  },
  "highlight": {
    "bgColor": {
      "value": "#2A4F67"
    },
    "iconScheme": "light",
    "linkTextColor": {
      "value": "#CAE4FB"
    },
    "textColor": {
      "value": "#FFFFFF"
    }
  },
  "landingPage": {
    "themeId": "belizePlusLanding"
  },
  "landingPageTile": {
    "alertTextColor": {
      "value": "#D32030"
    },
    "bgColor": {
      "value": "#FFFFFF"
    },
    "bodyTextColor": {
      "value": "#666666"
    },
    "borderColor": {
      "value": "#000000"
    }
  }
}

```

```

    },
    "headerTextColor": {
      "value": "#333333"
    },
    "iconColor": {
      "value": "#93B7D6"
    },
    "neutralTextColor": {
      "value": "#848F94"
    }
  },
  "login": {
    "autofillBgColor": null,
    "background": {
      "backgroundType": "dark",
      "baseColor": null,
      "imageHorizontalPosition": "left",
      "imageRepeat": "repeat",
      "imageVerticalPosition": "top",
      "option": "theme",
      "overlayOpacity": "0.0",
      "overlayOption": "none",
      "url": null
    },
    "footerScheme": "light",
    "logo": {
      "option": "default",
      "systemType": "type1",
      "url": null
    },
    "primaryButton": null,
    "primaryButtonOption": "theme"
  },
  "logo": {
    "backdropColor": {
      "value": "#FFFFFF"
    },
    "position": "left",
    "url": {
      "value": "uires:243?
mod=be1b8d05fb23ae7e4c208884293e5529&name=bestrun1%2dwhite%2dSF%5fLogo%20small.png"
    },
    "useBackdrop": false,
    "useUploadedLogo": true
  },
  "menu": {
    "activeBgColor": {
      "value": "#427CAC"
    },
    "activeTextColor": {
      "value": "#FFFFFF"
    },
    "bgColor": {
      "value": "#FFFFFF"
    },
    "hoverBgColor": {
      "value": "#E5F2F9"
    },
    "hoverBgColorDisabled": {
      "value": "#FFFEFE"
    },
    "hoverTextColor": {
      "value": "#2F3C48"
    },
    "textColor": {
      "value": "#346187"
    },
    "textColorDisabled": {

```

```

        "value": "#96B9D6"
    },
    },
    "modulePicker": {
        "activeHeaderBgColor": {
            "value": "#9DB6C7"
        },
        "activeHeaderTextColor": {
            "value": "#FFFFFF"
        },
        "boxBorderColor": null,
        "deriveColors": true,
        "headerTextColor": {
            "value": "#CAE4FB"
        },
        "hoverHeaderBgColor": {
            "value": "#9DB6C7"
        },
        "hoverHeaderTextColor": {
            "value": "#FFFFFF"
        },
        "iconTextColor": null
    },
    "navigation": {
        "activeTextColor": {
            "value": "#CAE4FB"
        },
        "allowCondensedView": true,
        "hoverTextColor": {
            "value": "#FFFFFF"
        },
        "textColor": {
            "value": "#FFFFFF"
        }
    },
    "pageTitleColor": {
        "value": "#333333"
    },
    "placemat": {
        "backgroundType": "light",
        "bgColor": {
            "value": "#EFF4F9"
        },
        "borderColor": null,
        "linkColor": null,
        "opacity": "1.0",
        "selectedTabColor": {
            "value": "#0070B1"
        },
        "useShadow": false
    },
    "portlet": {
        "alertTextColor": {
            "value": "#E52929"
        },
        "bodyBackgroundColor": {
            "value": "#FFFFFF"
        },
        "bodyLinkTextColor": {
            "value": "#0070B1"
        },
        "bodyTextColor": {
            "value": "#3C3C3C"
        },
        "calloutTextColor": {
            "value": "#004990"
        },
        "custom1TextColor": {

```

```

        "value": "#F0AB00"
    },
    "custom2TextColor": {
        "value": "#008A3B"
    },
    "dimmedTextColor": {
        "value": "#757575"
    },
    "headerBgColor": {
        "value": "#FFFFFF"
    },
    "headerLinkTextColor": {
        "value": "#0070B1"
    },
    "headerTextColor": {
        "value": "#333333"
    },
    "sidebarColor": {
        "value": "#F9F9F9"
    },
    "sidebarLinkTextColor": {
        "value": "#0070B1"
    },
    "sidebarTextColor": {
        "value": "#3C3C3C"
    }
},
"portletCloseIconScheme": "dark",
"primaryButton": {
    "bgColor": {
        "value": "#5496CD"
    },
    "borderColor": {
        "value": "#418AC7"
    },
    "borderWidth": "0 0 1px 0",
    "disabledBgColor": {
        "value": "#A6C7E3"
    },
    "disabledBorderColor": {
        "value": "#9DC1E0"
    },
    "disabledTextColor": {
        "value": "#FFFFFF"
    },
    "hoverBgColor": {
        "value": "#397CB6"
    },
    "hoverBorderColor": {
        "value": "#397CB6"
    },
    "hoverTextColor": {
        "value": "#FFFFFF"
    },
    "textColor": {
        "value": "#FFFFFF"
    }
},
"searchBackgroundScheme": null,
"secondaryButton": {
    "bgColor": {
        "value": "#F7F7F7"
    },
    "borderColor": {
        "value": "#ABABAB"
    },
    "borderWidth": "0 0 1px 0",
    "disabledBgColor": {

```

```

        "value": "#F9F9F9"
    },
    "disabledBorderColor": {
        "value": "#D3D3D3"
    },
    "disabledTextColor": {
        "value": "#9AB0C3"
    },
    "hoverBgColor": {
        "value": "#EBEBEB"
    },
    "hoverBorderColor": {
        "value": "#ABABAB"
    },
    "hoverTextColor": {
        "value": "#346187"
    },
    "textColor": {
        "value": "#346187"
    }
},
"table": {
    "altRowBgColor": {
        "value": "#FFFFFF"
    },
    "disabledRowCellBgColor": {
        "value": "#EBE8E8"
    },
    "headerBgColor": {
        "value": "#F2F2F2"
    },
    "headerTextColor": {
        "value": "#333333"
    },
    "hoverRowBgColor": {
        "value": "#E5F2F9"
    },
    "linkColor": {
        "value": "#0072A3"
    },
    "rowBgColor": {
        "value": "#FFFFFF"
    },
    "selectedRowBgColor": {
        "value": "#E5F2F9"
    },
    "selectedSortedRowBgColor": {
        "value": "#DEEAF1"
    },
    "sortCellBgColor": {
        "value": "#F7F7F7"
    },
    "textColor": {
        "value": "#222222"
    }
},
"tile": {
    "accentBodyBGColor": {
        "value": "#F9F9F9"
    },
    "accentBodyIconScheme": "light",
    "accentBodyTextColor": {
        "value": "#333333"
    },
    "accentHeaderBGColor": null,
    "accentHeaderIconScheme": "light",
    "accentHeaderLinkColor": {
        "value": "#0076A8"
    }
}

```

```

    },
    "accentHeaderTextColor": {
      "value": "#565656"
    },
    "accentLinkColor": {
      "value": "#0076A8"
    },
    "alertBadgeBGColor": {
      "value": "#E52929"
    },
    "alertBadgeTextColor": {
      "value": "#FFFFFF"
    },
    "alertTextColor": {
      "value": "#E52929"
    },
    "bodyBGColor": {
      "value": "#FFFFFF"
    },
    "bodyIconScheme": "dark",
    "bodyTextColor": {
      "value": "#3C3C3C"
    },
    "headerBGColor": {
      "value": "#FFFFFF"
    },
    "headerIconScheme": "dark",
    "headerLinkColor": {
      "value": "#0076A8"
    },
    "headerTextColor": {
      "value": "#3C3C3C"
    },
    "linkColor": {
      "value": "#0076A8"
    }
  },
  "useContainerShadowColor": true,
  "useDownloadableFonts": true,
  "useModernStylesInLegacy": false,
  "useTextShadow": false
}
}
}
}
}

```

>

## Related Information

[SAP Business Accelerator Hub: ThemeConfig](#)



## 9.1.13.3 ThemeTemplate

The `ThemeTemplate` entity returns current user's global theme template in escaped HTML format. It also includes JavaScript, CSS, images, and i18n to build the header and footer.

### Supported Operations

Operation	Description
Query	Retrieve theme template details.

### Parameters

Following is the list of parameters for setting up the query:

Parameter	Data Type	Required/Optional	Description
<code>moduleId</code>	String	Required	This is your module name. Examples: <b>HOME</b> , <b>ADMIN</b> , <b>JAM</b> . The module picker automatically selects this module.
<code>useAbsPaths</code>	Boolean	Optional	Use absolute path or relative path for URLs in the template. Default value is <b>true</b> .
<code>layoutType</code>	String	Optional	Default value is <b>minimize</b> .

#### Note

Make sure the module you request is available in your instance.

Parameter	Data Type	Required/Optional	Description
breakdown	Boolean	Optional	<p>If true, the query breaks down the full theme template into four separate sections are returned: header, footer, scripts, and styles. The <code>template</code> property returns null value.</p> <ul style="list-style-type: none"> <li>header: the HTML for only the header of the template.</li> <li>footer: the HTML for only the footer of the template.</li> <li>scripts: the HTML for all of the <code>&lt;script&gt;</code> tags needed for the template. This includes script js file and the html inline scripts.</li> <li>styles: the HTML for all of the <code>&lt;link&gt;</code> and <code>&lt;style&gt;</code> tags need for the template. This includes css files and the HTML inline styles.</li> </ul> <p>Default value is <b>false</b>.</p>
includeTemplate	Boolean	Optional	<p>An additional parameter in addition to <code>breakdown</code> for debugging. If set to true, the query returns both the full template and the separate sections (if <code>breakdown=true</code>).</p> <p>Default is false.</p>

## Properties and Navigation Properties

This section lists only the properties and navigation properties that require special business logic, permission, or other additional information. For more information, refer to the API dictionary in [Admin Center](#) [API Center](#) [OData API Data Dictionary](#) or the API metadata using query: `https://<api-server>/odata/v2/<Entity>/$metadata`.

Property	Description
footer	Footer section of the template
header	Header section of the template.
id	Template ID.
scripts	Scripts part of the template.
styles	HTML script for styles, including CSS and inline styles.
template	Full template in HTML format.

## Use Cases 1: Query a Theme Template by Module Name

### Request

Operation	Query
HTTP Method	GET
URI	<code>https://&lt;api-server&gt;/odata/v2/ThemeTemplate?moduleId=HOME</code>

### Response

```
{
  "d": {
    "__metadata": {
      "uri": "https://<api-server>/odata/v2/ThemeTemplate('1db6zn6vnq')",
      "type": "SFOData.ThemeTemplate"
    },
    "id": "1db6zn6vnq",
    "template": "<!DOCTYPE html PUBLIC ... ..</html>\n",
    "ui5BaseThemeRootUrl": "/public/ui-dcss/... ..merge_/ui/sapui5/theming_aux!/ui/sapui5/main",
    "footer": null,
    "bodyStyleClass": null,
    "header": null,
    "langDir": "ltr",
    "styles": null,
    "locale": "en",
    "scripts": null
  }
}
```

## Use Case 2: Query a Template with Options

### Request

Operation	Query
-----------	-------

HTTP Method	GET
URI	https://<api-server>/odata/v2/ThemeTemplate? moduleId=HOME&useAbsPaths=true&breakdown=true

## Response

```
{
  "d": {
    "results": [
      {
        "__metadata": {
          "uri": "https://<api-server>/odata/v2/ThemeTemplate('1db6zn6vnq')",
          "type": "SFODData.ThemeTemplate"
        },
        "id": "1db6zn6vnq",
        "template": null,
        "ui5BaseThemeRootUrl": "https://<api-server>/public/ui-dcss/... .../merge_/ui/sapui5/theming_aux!/ui/sapui5/main",
        "footer": "",
        "bodyStyleClass": "sapUiBody globalBackground responsiveLayout ltr",
        "header": "<meta id=\"beginHead\" content=\"beginHead\" />
        >... ...\\n
        \"langDir\": \"ltr\",
        \"styles\": \"<link href=\"... />\",
        \"locale\": \"en\",
        \"scripts\": \"<script id=\"pageHeaderJsonDataScript\" ... ...</script>\"
      }
    ]
  }
}
```

## Related Information

[SAP Business Accelerator Hub: ThemeTemplate](#)

## 9.1.14 User Management

This section contains OData API entities for managing user information in SAP SuccessFactors, including users in SAP SuccessFactors HCM suite, Learning, and Onboarding 1.0.

### 9.1.14.1 User

The `user` entity represents an employment and contains a user's organizational information, including department, division, location, job code, manager, and other details, as well as some personal information, such as name, phone, and email.

#### Note

A person might have more than one user but only one login account. In some special cases, a person doesn't have login account. Please refer to [Differentiating Between Person, User, and Login Account](#) for more information about their relationships and differences.

The `user` entity lets you integrate data between SAP SuccessFactors HCM suite and your Human Resource Information System (HRIS) or payroll system. This data-transfer process allows single-source updates of your employee data. The updates you enter into your HRIS will be passed to SAP SuccessFactors HCM suite, eliminating duplicate entries between both systems.

To do this integration, you must export the defined data fields. These data can be imported to the tool either through the API using the `user` entity, or through a flat file, which is uploaded through the *Admin Tools* user interface.

The API can be accessed to upload the data in real time. You can automate the file-update process can be automated using a Secure File Transport Protocol (SFTP) process, executed according to your schedule to maintain synchronized data.

The User API can be used to process both active users and inactive users. For more information, see [Creating and Updating Inactive Users \[page 431\]](#).

### Related Information

[SAP Business Accelerator Hub: User](#)

## 9.1.14.1.1 Permissions

In this topic, you'll learn which permissions are needed to make API calls with the User entity.

### Employee Import and Export Permissions

The employee import and export permissions can be granted to users to query and edit all fields of the User entity with a few exceptions. These are global permissions that overwrite field-level permissions if they are granted to the same user.

#### Employee Import or Import Employee Data

This permission allows users to edit all fields of all users. Depending on your system configuration, the permission is called either *Employee Import* or *Import Employee Data*:

If...		Then...
Employee Central is on,	and <a href="#">Admin Center &gt; Manage Employee Central Settings &gt; Enable Control on Basic User Import in Role Based Permissions</a> is enabled,	you can enable the <i>Import Employee Data</i> and the <i>Basic User Import</i> permissions under <a href="#">Admin Center &gt; Manage Permission Roles &gt; Employee Central Import Settings</a> .
	and <a href="#">Admin Center &gt; Manage Employee Central Settings &gt; Enable Control on Basic User Import in Role Based Permissions</a> is <b>NOT</b> enabled,	you <b>can't</b> view or grant the Basic User Import permission under <a href="#">Admin Center &gt; Manage Permission Roles &gt; Employee Central Import Settings</a> .
Employee Central is off,	and <a href="#">Admin Center &gt; Platform Feature Settings &gt; Enable Control on Employee Import in Role-Based Permissions</a> is enabled,	you can enable the <i>Employee Import</i> permission under <a href="#">Admin Center &gt; Manage Permission Roles &gt; Manage User</a> .
	and <a href="#">Admin Center &gt; Platform Feature Settings &gt; Enable Control on Employee Import in Role-Based Permissions</a> is <b>NOT</b> enabled,	you can grant and remove Employee Import privilege to users under <a href="#">Admin Center &gt; Manage Employee Import</a> .

#### Employee Export

Users with the [Manage User > Employee Export](#) permission are able to query all fields of users, but row-level restrictions are applied based on the RBP settings for the user. That means that target population settings in RBP can also be applied.

If a user doesn't have *Employee Export* permission, row and field-level permission settings in RBP are followed.

#### Note

The *Employee Export* permission is required if you want to query inactive users.

The `password` field cannot be queried under any circumstance.

If a user is granted both the [Employee Export](#) permission in one role and field-level permissions in another role, only the [Employee Export](#) permission is followed. For example, you have [Employee Export](#) permission only for users in the IT department of your company. You will not be able to query any user from the HR department even though you are granted field-level view permissions to these users in another role. However, if you're granted the [Employee Export](#) permission in two roles, your permission will be the combination of these two roles.

In RBP, you have the option to exclude the granted user from having the permission rights on themselves. It allows you to prevent a user from querying their own data. This could be useful for example when you want to prevent a system admin from deleting their own documents. However, it could also lead to problems such as failure to load team members in My Team. Take these into consideration when you decide to enable this option.

## Row-level Permissions

Row-level permissions are applied through the target population in RBP or through the Administrative Domain in user-based permission system to control which users' data can be accessed. Row-level permission works in conjunction with field-level permissions, the [Employee Export](#) permission, or the [Employee Import Permission](#).

## Field-level Permissions

Field-level permissions allows users to view and edit individual fields as defined in the permission role. You can grant field-level permissions in RBP under [Employee Data](#). View and edit permissions can be granted to a user separately. Granting the edit permission of a field automatically grants the view permission.

If a user have both [Employee Export](#) permission and field-level permissions, the [Employee Export](#) permission overrides all field-level permissions.

### Note

For users without the [Employee Export](#) permission, the [User Search](#) permission is a prerequisite for querying a user. If your user does not have this permission already, enable it at ► [General User Permission](#) ► [Company Info Access](#) ► [User Search](#) . This permission allows a user to query the following fields in addition to the ones enabled in [Employee Data](#):

- `userId`
- `lastModifiedDateTime`
- `sciLastModified`
- `lastModifiedWithTZ`
- `defaultFullName`
- `totalTeamSize`
- `lastModified`
- `teamMembersSize`

Depending on your system and data model configuration, the available fields may vary.

The `password` field is not available as a permission setting under [Employee Data](#). To change the password or create a new user, you must have the [Employee Import](#) or [Import Employee Data](#) permission.

## Summary

The following table briefly summarizes when to choose which permissions for your user:

I want to ...	I need this permission
Create a new user	<a href="#">Employee Import</a> or <a href="#">Import Employee Data</a>
Change user password	
Modify all user fields	
Modify a few user fields	<a href="#">User Search</a> , required field-level permissions, and set a proper target population.
Query all fields of all users	<a href="#">Employee Export</a>
Query a few fields of a group of users	<a href="#">User Search</a> , all required field-level permissions, and set a proper target population.
Delete a user	<a href="#">Employee Import</a> or <a href="#">Import Employee Data</a> or the edit permission to <a href="#">Status</a> field under <a href="#">Employee Data</a>  You cannot hard-delete a user with the User entity. You can only set the status to inactive, which is in effect a soft delete. For more information of inactive user statuses, see <a href="#">Properties [page 402]</a> .  Note that user data can be purged separately by admin using the System Data Retention Management feature.

## Error Messages

The following error messages related to permissions might occur:

Error Message	What can I do?
Insufficient row-level permissions.	Check the target population settings for your role, including the target population for field-level permissions.  Alternatively, you can assign the <a href="#">Employee Import</a> or <a href="#">Import Employee Data</a> permission to your role.
Insufficient field-level permissions.	Check the permission settings for individual fields under <a href="#">Employee Data</a> in RBP.
[LGN0002] Authentication failed. ...	Review the authentication information. For Basic Auth, make sure you have the <a href="#">Allow Admin to Access OData API through Basic Authentication</a> permission.



## Related Information

SAP Business Accelerator Hub: Permissions 

### 9.1.14.1.2 Supported Operations

Supported operations of the `user` entity.

Operation	Description
Query	Retrieve user information.
Insert	Create a user.
Merge/Replace	Update user information by merging data or replacing data.
Upsert	If the user doesn't exist, the upsert operation creates a new user. If it exists, the upsert operation updates the user information.

#### Note

Inactive users are not returned by default. To query inactive users, you can explicitly include the status in a `$filter` or use a key predicate. If you want to query all users, use query option `$filter=status in 't','f','T','F','e','d'`. The query option `$orderby=status` applies to all users regardless of their statuses. For more information, see [Querying Different Types of Users \[page 418\]](#).

#### Note

The `user` entity doesn't support concurrent editing.

You can't use this API to create or edit external users (status `e` and `d`). To create or edit external users, use `ExternalUser` or `ExternalLearner`.

#### Caution

Before you insert or update employee information using OData API, check if an HRIS sync job is currently running in your instance. An active HRIS sync job can overwrite the values of certain fields, such as `<username>`. This can cause data inconsistency. We recommend that you avoid all API edit operations when an HRIS sync job is running.

Please contact your implementation partner to find out whether an HRIS sync job is scheduled for your instance. If you are no longer working with an implementation partner, contact Product Support.

## Related Information

[Permissions \[page 398\]](#)

### 9.1.14.1.3 Properties

A list of properties in the `user` entity.

This section lists only the properties and navigation properties that require special business logic, permission, or other additional information. For more information, refer to the API dictionary in [Admin Center](#) [API Center](#) [OData API Data Dictionary](#) or the API metadata using query: `https://<api-server>/odata/v2/<Entity>/$metadata`.

The `userId`, `username`, and `status` properties are required. `userId` is a business key. Other fields can be configured as required if needed in your system.

Field-level permissions required for viewing and editing the property are listed in the *Required Permission* column. All permissions can be found under the *Employee Data* section of the permission role unless otherwise specified.

Property	Description	Required Permission
<code>userId</code>	User ID of the given user.  <code>userId</code> is a business key.	<i>User ID</i>

Property	Description	Required Permission
defaultFullName	<p>Default full name of the user.</p> <p>This field is only available when at least one of these three fields is configured in the data model: <code>firstName</code>, <code>mi</code>, and <code>lastName</code>. If none of them are configured, <code>defaultFullName</code> is hidden in the User entity. The value of <code>defaultFullName</code> is a combination of the values of the three fields. For example, a user with first name Mary, middle name Jane, and last name Watson has a <code>defaultFullName</code> Mary Jane Watson.</p> <p>This field isn't editable.</p>	<p>One of the following permissions is required to view this field:</p> <ul style="list-style-type: none"> <li>▶ <a href="#">Manage User</a> ▶ <a href="#">Employee Export</a></li> <li>▶ <a href="#">General User Permission</a> ▶ <a href="#">User Search</a></li> </ul> <p>The User Search permission is a prerequisite for querying <code>defaultFullName</code>. You also need at least one of the following field-level permissions to have the default full name in the result:</p> <ul style="list-style-type: none"> <li>▶ <a href="#">Employee Data</a> ▶ <a href="#">First Name</a></li> <li>▶ <a href="#">Employee Data</a> ▶ <a href="#">Middle Name</a></li> <li>▶ <a href="#">Employee Data</a> ▶ <a href="#">Last Name</a></li> </ul> <p>User's default full name is determined by which permissions you have.</p>
mi	Middle name of the user.	<a href="#">Middle Name</a>
status	<p>The following statuses are available for users:</p> <ul style="list-style-type: none"> <li>t (active): Active users.</li> <li>f (inactive): Inactive users.</li> <li>T (active_external): Active external users for 360 Review.</li> <li>F (inactive_external): Inactive external users for 360 Review.</li> <li>e (active_external_suite): Active Learning and Onboarding users.</li> <li>d (inactive_external_suite): Inactive Learning and Onboarding users.</li> </ul> <p>You can use either keys or values to filter the results of a query. The keys are case-sensitive but the values aren't. See <a href="#">Querying Different Types of Users [page 418]</a> for examples.</p> <p>You can't use this API to create or edit users in status e or d. To do so, use <a href="#">ExternalUser [page 466]</a>.</p>	<a href="#">Status</a>

Property	Description	Required Permission
<code>teamMembersSize</code>	<p>You can use this field to query the number of direct reports of a user.</p> <p>See <a href="#">Querying the Direct Reports of a User [page 422]</a> for an example.</p>	<p>For mobile clients, no permission is required to view this field.</p> <p>For other clients, permission is required.</p>
<code>username</code>	Username.	<i>Username</i>
<code>assignmentIdExternal</code>	<p>Assignment ID of the user. An assignment ID defines the relationship between a person and a company.</p> <p>The property isn't available by default. To be able to see it, you must enable it in the data model first. For more information, see <a href="#">Assignment ID in User Management</a>.</p>	No permission required.
<code>password</code>	<p>Use this field to reset user passwords. You can also use it to set the initial password for a user. However, for security reasons, we don't recommend this option.</p> <p>If a user's password is newly created or updated by an API admin, they're required to reset the password upon login. If a user updates their own password using API, they're not required to reset the password upon login.</p>	
<code>lastModified</code>	<p>Last modified date and time without time zone information.</p> <div style="border-left: 2px solid orange; padding-left: 10px; margin-top: 10px;"> <p><b>⚠ Caution</b></p> <p>Without time zone information, it can be difficult to understand the values of the property. Therefore, we don't recommend using <code>lastModified</code> in a filter. If you want to filter records by last modified date and time, use <code>lastModifiedDateTime</code> or <code>lastModifiedWithTZ</code> instead.</p> </div>	

Property	Description	Required Permission
lastModifiedDateTime and lastModifiedWithTZ	<p>Last modified date and time with time zone information. The two properties have the exact same value and are interchangeable. You can use either of them to filter records by their last modified date and time. For example:</p> <pre>/odata/v2/User? \$filter=lastModifiedDateTime ge datetimeoffset '2021-06-17T13:00:00Z'</pre>	
isPrimaryAssignment	This is a boolean field for querying whether an assignment is the primary assignment for employees who have multiple employments. This field is filterable.	No field-level permission required.
assignmentUUID	This is a filterable 32-byte UUID string field. It's a unique and stable identity for an assignment that could be specified when employee data is imported.	No field-level permission required.
gender	<p>Supported values are:</p> <ul style="list-style-type: none"> <li>• M: Male</li> <li>• F: Female</li> <li>• U: Unknown</li> <li>• D: Undeclared</li> <li>• O: Others</li> </ul>	<p>As a prerequisite, enable the option to include additional gender values along with male and female in the <a href="#">Upgrade Center</a> under <a href="#">Optional Upgrades</a> <a href="#">Enhancement to Gender Values – Inclusion of Additional Gender Values</a> <a href="#">Learn more &amp; Upgrade Now</a> <a href="#">Upgrade Now</a>. Otherwise, the supported values are only Male and Female.</p>
displayName	An employee name that is configured and imported by admin to be displayed on UI or other communication channel such as message, alert, and email. This is an upsertable, updatable, filterable, and sortable field.	This field is always readable. You can configure write permission for this field.
pronouns	This is for configuring employee preferred pronouns, such as she/her/hers. There's no predefined values for the field. You can configure the values using the <a href="#">PersonPronouns</a> picklist.	<a href="#">Pronouns</a>
assignmentDisplayHeader	A title that is configured and imported by administrators to differentiate multiple employments. If Employee Central is on and employment differentiator is configured, this field is synced with employment differentiator.	<a href="#">Assignment Display Header</a>

**Note**

When configure employee differentiator, avoid using picklists or fields that require additional permission control.

## 9.1.14.1.4 Navigation Properties

A list of navigation properties in the `User` entity.

This section lists only the properties and navigation properties that require special business logic, permission, or other additional information. For more information, refer to the API dictionary in [Admin Center](#) [API Center](#) [OData API Data Dictionary](#) or the API metadata using query: `https://<api-server>/odata/v2/<Entity>/$metadata`.

Navigation Property	Related Entity	Description	Permission
competencyRatingNav	Competency-Rating	Competency rating of the user.	<ul style="list-style-type: none"> <li>▸ <a href="#">Manage Integration tools</a></li> <li>▸ <a href="#">OData API Competency Rating Export</a> for viewing</li> <li>▸ <a href="#">Manage Integration tools</a></li> <li>▸ <a href="#">OData API Competency Rating Import</a> for editing</li> </ul>
customManager	User	Custom manager of the user.	<a href="#">Custom Manager</a>
empInfo	EmpEmployment	Employment information of the user.	<ul style="list-style-type: none"> <li><a href="#">Employment Details MSS</a> for viewing</li> <li><a href="#">Employment Details Edit</a> for editing</li> </ul>
hr	User	HR of the user.	<a href="#">Human Resource</a>
manager	User	Manager of the user.	<a href="#">Manager</a>
matrixManager	User	Matrix managers of the user.	<a href="#">Matrix Manager</a>
proxy	User	Proxy of the user.	<a href="#">Proxy</a>
secondManager	User	Second manager of the user.	<a href="#">Second Manager</a>
userPermissionsNav	UserPermissions	<p>Expand this field to check logged-in user's permission for the fields of the queried user. This information can be used for integration purpose.</p> <p>For more information, see <a href="#">Field-Level Permission Control [page 407]</a>.</p>	N/A
directReports	User	Direct reports of the user.	These five properties do not have separate field permissions in the RBP role. They always show up in pairs. For example, once 'Manager' permission is checked, then di-
hrReports	User	HR reports of the user.	

Navigation Property	Related Entity	Description	Permission
secondReports	User	Second reports of the user.	rectReports for that user are visible to the user as well. The relationships are: <ul style="list-style-type: none"> <li>• manager – directReports</li> <li>• hr – hrReports</li> <li>• secondManager – secondReports</li> <li>• customManager – customReports</li> <li>• matrixManager – matrixReports</li> </ul>
customReports	User	Custom reports of the user.	
matrixReports	User	Matrix reports of the user.	

## Related Information

[SAP Business Accelerator Hub: NavigationProperties](#)

### 9.1.14.1.5 Field-Level Permission Control

Understand how field-level permission control works in OData API for the `user` entity.

The fields in the `user` entity are configured in the Succession Data Model. It's a shared platform data model configuration framework typically configured by your SAP SuccessFactors HCM suite implementation representative in consultation with your organization and required business practices. It can also be configured by your company administrator using the *Manage Business Configuration* (BCUI) tool. The `user` entity exposes every `<standard-element>` and `<userinfo-element>` field that appears in the Succession Data Model.

The `user` entity has field-level permission control. When a user entity is queried, OData checks the logged-in user's permission against each property. This information can be used by integration as needed. For example, a user interface can display a field as a label if the field is read only, or display it as an input box if it's mandatory.

The following table lists the possible field permission values:

Value	Description
7	Mandatory: The property must contain a value (indicates writeable).
3	Optional: The property may contain a null value (indicates writeable).
1	Read-only: The property can't be changed.
0	Hidden: The property isn't visible on user interfaces.

The permission data is stored in OData entity `UserPermissions`. However, you can't query the entity directly. To query the field-level permission information of a user, you can expand the `userPermissionsNav` navigation property from a user:

```
https://<API-Server>/odata/v2/User('cgrant')?$expand=userPermissionsNav
```

A sample response is below:

```
{
  "d": {
    "__metadata": {
      "uri": "https://<API-Server>/odata/v2/User('cgrant')",
      "type": "SFOData.User"
    },
    "userId": "cgrant",
    ...
    "userPermissionsNav": {
      "__metadata": {
        "uri": "https://<API-Server>/odata/v2/UserPermissions(7)",
        "type": "SFOData.UserPermissions"
      },
      "userId": 7,
      "secondManager": 0,
      "businessPhone": 1,
      ...
      "firstName": 3,
      "username": 7
    },
    ...
  }
}
```

In the example, the permission data for the user 'cgrant' is displayed as an inline structure along with the user data. The field 'businessPhone' is read-only.

#### ⓘ Note

matrixReports and matrixManager are managed by the Matrix Manager permission and the Matrix Manager permission isn't used for this API.

## Related Information

[UserPermissions \[page 445\]](#)



## 9.1.14.1.6 Parameters

### 9.1.14.1.6.1 apiOptionProfileID

The `apiOptionProfileID` parameter allows you to specify an API option profile in your API call. With an API option profile, additional processing parameters can be specified to control extra business logic when you perform edit operations with the User entity.

#### Parameter Values

Value	Description
<code>User defined value</code>	The parameter uses the API option profile ID that you define in the <i>Manage API Option Profile</i> tool in <i>API Center</i> . For more information, see <a href="#">Creating and Editing Users Using an API Option Profile [page 434]</a> .

#### Use Case

For more information about using the `apiOptionProfileID`, see [Creating and Editing Users Using an API Option Profile \[page 434\]](#).

### 9.1.14.1.6.2 processInactiveEmployees

`processInactiveEmployees` is an exclusive parameter for the User entity. You can use this parameter when edit an inactive user.

#### Parameter Values

Value	Description
<code>false</code> (default)	You can edit only active users.
<code>true</code>	You can edit both active and inactive users.

## Use Cases

By default, you can't edit users in statuses `inactive (f)` and `inactive_external (F)`. To edit inactive users, you need to either use the `processInactiveEmployees` parameter or an API option profile that allows editing of inactive users.

For detailed use cases, see [Processing Inactive Users](#).

### 9.1.14.1.6.3 replaceMatrixManager

The `replaceMatrixManager` parameter allows you to replace the values of a one-to-many (1:m) navigation property without overwriting other properties and navigation properties in the `User` entity, for example, `matrixManager`, `customManager`, and `proxy`.

## Parameter Values

Value	Description
<code>false</code> (default)	The navigation property value in the request payload is added to the existing values.
<code>true</code>	The navigation property value in the request payload replaces the existing values.

## Difference Between `purgeType` and `replaceMatrixManager`

Both `purgeType` and `replaceMatrixManager` are used to replace values in the `User` entity. It's important to understand the difference so that you know which one to choose in your scenario:

- Use `purgeType=record` if you want to erase all existing values and replace with the ones provided in the request payload.
- Use `replaceMatrixManager=true` if you want to replace only the values of the one-to-many navigation properties specified in the request payload, without changing the values of others.

## Example 1: Replacing the Custom Managers of a User in an Upsert Operation

### Request

In this example, user `cgrant` has two existing managers: `cmgr1` and `cmgr2`:

```
{
  "d": {
    "__metadata": {
```

```

    "uri": "https://<api-server>/odata/v2/User('cgrant')",
    "type": "SFOData.User"
  },
  "userId": "cgrant",
  "firstName": "Carla",
  "lastName": "Grant",
  "customManager": {
    "results": [
      {
        "__metadata": {
          "uri": "https://<api-server>/odata/v2/User('cmgr1')",
          "type": "SFOData.User"
        },
        "userId": "cmgr1"
      },
      {
        "__metadata": {
          "uri": "https://<api-server>/odata/v2/User('cmgr2')",
          "type": "SFOData.User"
        },
        "userId": "cmgr2"
      }
    ]
  }
}

```

The following request tries to replace the existing custom managers with new custom manager `cmgr3` using an upsert operation.

Operation	Upsert
HTTP Method	POST
URI	<code>https://&lt;api-server&gt;/odata/v2/upsert?replaceMatrixManager=true</code>
Payload	<pre> {   "__metadata": {     "uri": "User('cgrant')"   },   "matrixManager": {     "__metadata": {       "uri": "User('cmgr3')"     }   } } </pre>

## Response

```

{
  "d": [
    {
      "key": "cgrant",
      "status": "OK",
      "editStatus": "UPDATED",
      "message": null,
      "index": 0,
      "httpCode": 204,
      "inlineResults": null
    }
  ]
}

```

User cgrant now has cmgr3 as the only custom manager:

```
{
  "d": {
    "__metadata": {
      "uri": "https://<api-server>/odata/v2/User('cgrant')",
      "type": "SFOData.User"
    },
    "userId": "cgrant",
    "firstName": "Carla",
    "lastName": "Grant",
    "customManager": {
      "results": [
        {
          "__metadata": {
            "uri": "https://<api-server>/odata/v2/User('cmgr3')",
            "type": "SFOData.User"
          },
          "userId": "cmgr3"
        }
      ]
    }
  }
}
```

## Example 2: Replacing the Custom Managers of a User in a Merge Operation

### Request

In this example, user cgrant has two existing managers: cmgr1 and cmgr2:

```
{
  "d": {
    "__metadata": {
      "uri": "https://<api-server>/odata/v2/User('cgrant')",
      "type": "SFOData.User"
    },
    "userId": "cgrant",
    "firstName": "Carla",
    "lastName": "Grant",
    "customManager": {
      "results": [
        {
          "__metadata": {
            "uri": "https://<api-server>/odata/v2/User('cmgr1')",
            "type": "SFOData.User"
          },
          "userId": "cmgr1"
        },
        {
          "__metadata": {
            "uri": "https://<api-server>/odata/v2/User('cmgr2')",
            "type": "SFOData.User"
          },
          "userId": "cmgr2"
        }
      ]
    }
  }
}
```

The following request tries to replace the existing custom managers with new custom manager cmgr3 using a merge operation.

Operation	Merge
HTTP Method	POST
URI	https://<api-server>/odata/v2/ User('cgrant')?replaceMatrixManager=true
Header	x-http-method: MERGE
Payload	<pre>{   "__metadata":{     "uri":"User('cgrant')",   },   "matrixManager":{     "__metadata":{       "uri":"User('cmgr3')",     }   } }</pre>

## Response

The merge operation returns an empty response body with HTTP status code 200 OK.

User cgrant now has cmgr3 as the only custom manager:

```
{
  "d": {
    "__metadata": {
      "uri": "https://<api-server>/odata/v2/User('cgrant')",
      "type": "SFOData.User"
    },
    "userId": "cgrant",
    "firstName": "Carla",
    "lastName": "Grant",
    "customManager": {
      "results": [
        {
          "__metadata": {
            "uri": "https://<api-server>/odata/v2/User('cmgr3')",
            "type": "SFOData.User"
          },
          "userId": "cmgr3"
        }
      ]
    }
  }
}
```

## 9.1.14.1.7 Business Rules for API Based File Transfers

This section describes business rules for API based file transfers.

### Introduction

- The system has a base set of fields that are required, including the following: `externalId`, `username` and `status`. In addition to these fields, your system can be configured to require additional fields. These fields can be used in the system for reporting and managing security.
- If a field will not be populated, do not include that field in the API feed or the import file. If a field is included in either the API or the import file, and the field is blank (or if it is listed as null in the API) it will wipe out what is already in the database. Omit the field if you don't want to update it.

### Rules for Strings

- All String field values are case sensitive. For example, if the `username` uses mixed case letters, the logon process will require that it be entered in mixed case.
- Data placed in the `Department`, `Division`, and `Location` fields are string values. They may contain a code or text name. The value entered will appear in drop-down menus.
- Field label values are limited to 100 characters. Field labels in the API are viewed through the `describeEx()` metadata, and are presented in the locale of the API user. In the file imports or exports, the field label values are presented as the second line header row. The field label values cannot be modified through the API or through the file feeds. The field label values are localizable, and are configured through a separate system setup process.
- Most string field data values are limited to 255 characters.

### Rules for Fields

- The `username` field must use a unique name of each user. The name is used as the logon ID value and is visible in a variety of places to all end users. Because of its visibility, `username` must not contain confidential data, such as a social security number. Unlike `externalUserId`, this value can be updated if needed, (for example, a name change), provided the name is unique. Most customers choose to use the same `username` they use for their local network or email application.
- The `externalId` field must be unique for each user, and is used as a system field to link records. Its value is visible in a variety of places to all end users. Because of its visibility, `externalId` must not contain confidential data, such as social security number. This value must be passed with each employee data record during each upload. Take care in selecting this value because it this is a permanent decision. This value cannot be changed once set.
- Because the `jobCode` field is a string and is case sensitive, it must match exactly the case sensitivity of job codes designated for job roles. In Admin Tools, see [► Families and Roles ► -Managing Competencies and Skills](#). The `jobCode` determines competency mapping, which allows competencies to be populated on forms and

worksheets based on the value in the `jobCode` field. If the company is using job profiles, the value entered in this column will determine what set of competencies will be displayed on the appraisal form for that employee. This value may be the actual job code from the HRIS or a derived code. Many customers will choose to combine job codes into broad employee groups to make it easier to administrate competency sets that are common across roles in the same group. This decision should be made by the implementation team and based on the process involved.

- The `hireDate` field is used in for display purposes and to initiate an automatic form creation for a user. The value in the `hireDate` field does not have to be the actual hire date and may be a date derived from the HRIS system (for example, hire date + 90 days, last review date - 60 days, and so on), used to determine when a new document will be created for this employee. The system can be set to automatically generate a new form for this employee based on the month/day combination of this field value. For example, if Jim's hire date is 03/02/2002, the system can be set to automatically create a new appraisal form for Jim each March 2nd.
- The "Country" field can determine which of several possible Privacy Consent Statements will be presented to a new user. If the Privacy Consent feature is enabled, when users log in to the system the very next time, they will be directed to the data consent page - which can vary depending on the `COUNTRY` field. Users can then choose to accept or decline the terms presented. Use the names specified in the Country List at the end of this document.
- The `defaultLocale` field is not typically required. If present, `defaultLocale` will determine the languages experienced by the users (one language per user). Users can specify their locale preferences in the user options.
- The `timeZone` field is recommended for internal time/date stamps used in the `User` Entity. If a `timeZone` value is not loaded, the field will be automatically populated with a default of Eastern Standard Time. Records may be set to one value (For example, the time zone for the corporation headquarters) instead of different zones for each employee. To have the system automatically adjust for daylight savings time, use the time zone ID from the section on supported time zones instead of the three-letter abbreviation.

## Rules for Administration

- The ability for the employee to edit data that's loaded into the employee record (on the [Personal Information](#) screen) is an option defined during initial set-up. We strongly recommend that edit permissions be disabled for any values you are importing from your HRIS system. This is necessary to maintain the sync of data with the HRIS. If a field is editable in the user interface, and you also import this field from your HRIS, any edits a user has made in the user interface will be overwritten by the next data load from the HRIS.
- The individual fields in the employee record can also be hidden during the initial setup so they will not display in the [Personal Information](#) screen. This means that the data transferred from the HRIS and associated with each individual can be used by more than one process, but the data won't be displayed on the [Personal Information](#) when accessed by the employee.
- If the [Department](#), [Division](#) or [Location](#) fields are not used, do not include them in the import file. The system will automatically assign `N/A` values in these fields. Security and report filtering settings are tied to these values..Having a common value such as `N/A` entered in those fields allows for the broadest reporting access to the data. Leaving it blank will limit reporting and security capabilities.
- You can define more custom fields to import additional information (FLSA code, and others) using what `Userinfo` custom fields. However, this data does not appear anywhere in the system, other than in the [Employee Profile](#) or in custom fields in a form. This data can also be used in [Organization Chart](#).
- For both the [Manager](#) and Custom Manager hierarchies, the individual at the top of the employee hierarchy (for example, the CEO) must have the value of `NO_MANAGER` (in all caps) listed in the `managerExternalId`

field, so that the system knows how to treat this individual in the routing chain. This value must be exactly `NO_MANAGER`. Other values, such as `NO_MGR` will fail.

- Because the data load validation process validates the `managerExternalId` and `hrExternalId` against the existing database, it is strongly recommended that new employees be added to the beginning of the data load file. This will allow the new employee to be loaded first in case the new employee is a manager or HR representative referenced later in the data file. This will improve processing speed.

## Employee Relation Fields

There are five user-to-user relationship types that can be used to manage security, workflows, and reporting::

1. The Manager relationship creates the employee hierarchy. Loops are prevented (meaning a manager cannot report to themselves). Each employee must have a valid manager. Upon data load, the tool checks that each employee has a valid manager listed in their data record. This validation check is executed against the employees held within the SAP SuccessFactors HCM suite database. Therefore, the manager for each user record must refer to another existing user in the database.

Because this validation is done within a single API batch operation, you can insert new records for both an employee and their manager in a single API batch call. The manager can be set through two API fields:

- The `managerExternalId` field maps to the `externalId` of the `User` record for the employee's manager
  - The `managerId` field, which maps to the `id` field of the manager, which is an internal Id value. As a best practice, for simplicity we suggest using the `managerExternalId` instead of supplying both values.
2. The HR Manager relationship lets you apply security settings to allow the HR manager to access the user. The HR Manager is not enforced as a hierarchy. The HR manager can be set through two API fields:
    - The `hrExternalId` field maps to the `externalId` of the HR manager Entity.
    - The `hrId` field which maps to the `id` field of the HR manager Entity, which is an internal Id value.

### Note

As a best practice, for simplicity we suggest using the `hrExternalId` instead of supplying both values.

3. The Second Manager relationship is another employee hierarchy, and loops are prevented (a manager cannot report to himself). This is typically used in compensation planning processes to freeze the hierarchy at a point in time from daily changes, usually to allow a focal review process against an unchanging employee hierarchy. The API provides only one field for this relationship, the `secondManagerExternalId` field, which maps to the `externalId` of the user record for the second manager.
4. The Matrix Manager and Custom Manager relationships are many-to-many, meaning a user can have multiple matrix or custom managers. The fields are `matrixManagerExternalIds` and `customManagerExternalIds`, which map to the `User.externalId` values of the intended matrix and custom manager user records. The syntax for these fields is to separate the manager IDs with pipe (|) characters. For example: `gsmith624 | sholmes423 | smaddox666`".

## Best Practice Security Integration Recommendations

1. The Matrix and Custom Manager relationships can also be loaded separately from the `User` Entity in the `MatrixManager` and `CustomManager` API entities. This is useful to increase performance of the loads by providing delta updates instead of full load and replace of all relationships.



2. Each of the relationships are highly useful in translating between your HRIS organizational security structures into the SAP SuccessFactors HCM suite system, which does not have organizational structures. In the current security capabilities, your data feeds from the HRIS will typically transfer your organizational security access into a person-to-person mapping that will be loaded into these structures. For example, if your HRIS has a department hierarchy where *Dept1* contains *Dept2* and *Dept3*, and you want to grant an HR person access to the *Dept1* hierarchy, you can explode out the users that are assigned to the *Dept1* HRIS hierarchy and, as the HR person who needs access to these users, you can assign each of these users to an HR Manager, Matrix Manager, or Custom Manager .
3. An alternative to using Employee relationships to translate from your HRIS organizational security structures is to use one of the *CUSTOM01-15* fields to contain structural identifiers that can group people into substructures of your HRIS organizational structures. This is a translation from your HRIS hierarchical structures into flat identifiers, or tags. For example, if your organizational structure has a hierarchy where *Dept1* contains *Dept2*, and *Dept3*, and you grant users access to the *Dept1* hierarchy in your HRIS, you can tag all users in this hierarchy with a value of *Dept1-Hierarchy* in the *CUSTOM01* field , and grant security access rules through this tag . Then, if *Dept4* is added to the HRIS *Dept1* hierarchy, your data feed will update the appropriate users with the *Dept1-Hierarchy* tag, for those who match your new *Dept4* organization. You can, of course, also assign access directly to the departments field . But if new departments are added later, you will have to update security settings in SAP SuccessFactors HCM suite to grant access to them as well. This process will depend on how your organization is managed.

### 9.1.14.1.8 Importing and Exporting Employee Data Using OData API

There are several differences between importing and exporting of employee data between the OData API and file-based processes.

File-based process	OData process
Imports and exports of employee data are managed through two separate files: <ul style="list-style-type: none"> <li>• (Basic) Employee Import/Export will access the core employee data fields used to create the user account and the core organizational fields required for security and core business processes.</li> <li>• Extended User Information Import/Export accesses many extended fields used in additional modules like Succession, Compensation and Recruiting.</li> </ul>	All fields in the Basic Employee Import/Export and the Extended User Information field are combined into the User entity.
Field names differ from between the OData API User entity and the Basic Employee Import. For details, see <a href="#">Business Rules for API Based File Transfers [page 414]</a> .	See <a href="#">Business Rules for API Based File Transfers [page 414]</a> .
Import of employee data are typically scheduled on a nightly basis, so the imports are not real-time.	Imports are real-time.

## File-based process

Date-time formats must be **mm/dd/yyyy**.

Imports are unlimited in file size.

## OData process

- OData API datetime formats are as follows: /Date(69422400000)/ for JSON and 2000-12-12T12:00 for Atom/XML
- Some API entities may take a date value tunnelled inside a string datatype.

For exceptions of date formats, refer to the documentation for the specific entity.

Imports are subject to the API batch size rules (maximum batch size of 1000)

### Note

When updating user information via user import tool, Manage Employee application or using an OData API call, dynamic groups are refreshed asynchronously, in a separate job. This allows the user import request to be completed in a timely manner. However, the process of refreshing the dynamic groups varies in time from seconds to minutes. The delay time is dependent on the dynamic group number and the load of the Job server. This means that when you create a user, the user will not usually get the login access immediately.

## 9.1.14.1.9 Use Cases

### 9.1.14.1.9.1 Querying Different Types of Users

In SAP SuccessFactors, status values are used to identify the different types of users and their state of activeness in the system. Below is a list of available statuses and their meanings:

Status Value	Status Text	Description
t	active	Active users.
f	inactive	Inactive users.
T	active_external	Active external users for 360 Review.
F	inactive_external	Inactive external users for 360 Review.
e	active_external_suite	Active Learning and Onboarding users.
d	inactive_external_suite	Inactive Learning and Onboarding users.

In this topic, we'll show you a few examples on how to query users in different statuses.

## Querying users with \$filter

A query without \$filter or key predicate will only return active users in status t and T. To query other types of users, you can specify the status value in the \$filter query option. Here's an example:

```
https://<API-server>/odata/v2/User?$filter=status in 'f','F','e','d'&$format=JSON
```

### Note

Do not use query option \$filter=status ne '<status>' to query users. Instead, explicitly list the type of user statuses you want to retrieve.

## Querying users by key predicate

When a key predicate is used, the query will return the matching entry regardless of user status. Below is an example of querying a user by key predicate:

```
https://<API-server>/odata/v2/User('cgrant')?$format=JSON
```

If you expand from a key predicate, you will only get expanded users in status t and T.

## Querying users with \$expand

Using the matrixManager navigation property as an example, the following table summarizes the API behavior when queried using the \$expand system query option:

Query	Result	
/odata/v2/User? \$expand=matrixManager	User (t, T)  Query returns users in status t and T by default.	matrixManager (t, T)  \$expand returns users in status t and T by default.
/odata/v2/User('cgrant')? \$expand=matrixManager	Returns the single user identified by the key predicate regardless of its status.	matrixManager (t,T)  Expands matrix managers in status t and T by default.
/odata/v2/User('cgrant')/ matrixManager? \$filter=status in 't'	Returns the matrix managers of the single user identified by the key predicate regardless of user status. \$filter option is ignored.	matrixManager (t,T)  Expands matrix managers in status t and T by default.
/odata/v2/User? \$expand=matrixManager&\$filter=status in 't', 'T'	User (t, T)  \$filter only works on the base object.	matrixManager (t, T)  \$expand returns status t, T by default.

Query	Result	
<code>/odata/v2/User? \$expand=matrixManager&amp;\$filter=status in 'f', 'F'</code>	User (f, F) \$filter only works on the base object.	matrixManager (t, T) \$expand returns status t, T by default.
<code>/odata/v2/User? \$expand=matrixManager&amp;\$filter=matrixManager/status in 't', 'T'</code>	User (t, T, f, F, e, d) The filter condition returns a list of users who has a matrix manager in status t or T regardless of user status.	matrixManager (t, T, f, F, e, d) If a user meets the filter condition, all matrix managers of the user will be expanded regardless of the status.
<code>/odata/v2/User? \$expand=matrixManager&amp;\$filter=matrixManager/status in 'f', 'F'</code>	User (t, T, f, F, e, d) The filter condition returns a list of users who has a matrix manager in status f or F regardless of user status.	matrixManager (t, T, f, F, e, d) If a user meets the filter condition, all matrix managers of the user will be expanded regardless of the status.

## Querying users with \$orderby

The query option `$orderby=status` by default sorts all types of users by the `status` property. If you want to query an ordered list of only active users in status `t` and `T`, also use the `$filter` option as shown in the example below:

```
https://<API-server>/odata/v2/User?$filter=status in 't', 'T'&$orderby=status&$format=JSON
```

### 9.1.14.1.9.2 Querying the Primary Assignment of a User

The `User` entity allows you to query whether a user ID is the primary assignment of a user who has multiple employments.

#### Query the Primary Assignment of a User

The following query returns a `true` or `false` value of whether the `userId` specified in the URI is the primary assignment of the user.

Operation	Query
HTTP Method	GET
URI	<code>odata/v2/User(' {userId} ')? \$select=isPrimaryAssignment&amp;\$format=json</code>

Sample response:

```
{
  "d": {
    "isPrimaryAssignment": true
  }
}
```

### 9.1.14.1.9.3 Upserting Assignment UUID for a New User

The `USER` entity allows you to provide an assignment UUID when you create a new user.

#### Upserting an Assignment UUID for a User

You can provide an assignment UUID when you create a new user, but the assignment UUID you provided must be a 32-character UUID of capital letters.

Operation	Upsert
HTTP Method	POST
URI	<code>http://&lt;API-Server&gt;/odata/v2/upsert</code>
Payload	<pre>{   "__metadata": {     "uri": "User('asmithDemol1022')"   },   "firstName": "firstName",   "status": "t",   "username": "asmithDemol1022",   "assignmentUUID":   "F153C21FBA924477A59CB72F246A6C44" }</pre>

Sample response:

```
<?xml version="1.0" encoding="utf-8"?>
<feed xmlns="http://www.w3.org/2005/Atom" xmlns:m="http://schemas.microsoft.com/ado/2007/08/dataservices/metadata" xmlns:d="http://schemas.microsoft.com/ado/2007/08/dataservices">
  <entry>
    <content type="application/xml">
      <m:properties>
        <d:key>asmithDemol1022</d:key>
        <d:status>OK</d:status>
        <d:editStatus>INSERTED</d:editStatus>
        <d:message m:null="true"></d:message>
        <d:index m:type="Edm.Int32">0</d:index>
        <d:httpCode m:type="Edm.Int32">201</d:httpCode>
        <d:inlineResults m:type="Bag(SFOData.UpsertResult)"></d:inlineResults>
      </m:properties>
    </content>
  </entry>
</feed>
```

```
</entry>
</feed>
```

## 9.1.14.1.9.4 Querying the Assignment UUID of a User

The `User` entity allows you to query the assignment UUID of a user.

### Query the Assignment UUID of a User

The following query returns a 32-byte UUID of the user whose `userId` is specified in the URI.

Operation	Query
HTTP Method	GET
URI	<code>odata/v2/User('{userId}')? \$select=assignmentUUID&amp;\$format=json</code>

Sample response:

```
{
  "d": {
    "__metadata": {
      "uri": "https://localhost:443/odata/v2/User('asmith30')",
      "type": "SFOData.User"
    },
    "assignmentUUID": "91A4725C7965413FA92001007F65FE7A"
  }
}
```

## 9.1.14.1.9.5 Querying the Direct Reports of a User

The `User` entity allows you to query for the direct reports and the number of direct reports of a user.

### Querying the direct reports of a user

The following query returns a list of users whose manager has the same `userId` as specified in the URI.

Operation	Query
HTTP Method	GET

URI	<code>https://&lt;API-endpoint-URL&gt;/odata/v2/User?\$filter=manager/userId eq 'cgrant'&amp;\$format=JSON</code>
-----	---

## Querying the number of direct reports of a user

If you need the number of direct reports of a user instead of the entire list, you can use the `teamMembersSize` property. Here is an example:

Operation	Query
HTTP Method	GET
URI	<code>https://&lt;API-endpoint-URL&gt;/odata/v2/User('cgrant')/teamMembersSize?\$format=JSON</code>

Sample response:

### Sample Code

```
{
  "d": {
    "teamMembersSize": 2
  }
}
```

### Note

Please note that `teamMembersSize` only counts the number of direct reports, not all team members.

## 9.1.14.1.9.6 Querying a User's Employment Information

You can query a user's employment information by expanding the `emplInfo` navigation property.

Operation	Query
HTTP Method	GET
URI	<code>https://&lt;API-endpoint-URL&gt;/odata/v2/User('cgrant')?\$expand=emplInfo&amp;\$format=JSON</code>

In the example response below, navigation property `emplInfo` is expanded for user `cgrant`. Note that some information has been omitted to keep the response concise.

## Sample Code

```
{
  "d": {
    "__metadata": {
      "uri": "https://<API-endpoint-URL>/odata/v2/User('cgrant')",
      "type": "SFOData.User"
    },
    "personIdExternal": "cgrant",
    "userId": "cgrant",
    <...>
    "empInfo": {
      "__metadata": {
        "uri": "https://<API-endpoint-URL>/odata/v2/
EmpEmployment(personIdExternal='cgrant',userId='cgrant')",
        "type": "SFOData.EmpEmployment"
      },
      "personIdExternal": "cgrant",
      "userId": "cgrant",
      "isECRecord": true,
      "lastModifiedDateTime": "/Date(1535081485000+0000)/",
      "serviceDate": null,
      "endDate": null,
      "bonusPayExpirationDate": null,
      "createdDateTime": "/Date(1530598322000+0000)/",
      "isContingentWorker": false,
      "prevEmployeeId": null,
      "regretTermination": null,
      "createdOn": "/Date(1530583922000)/",
      "lastDateWorked": null,
      "firstDateWorked": "/Date(1535068800000)/",
      "originalStartDate": null,
      "payrollEndDate": null,
      "benefitsEligibilityStartDate": null,
      "initialOptionGrant": null,
      "stockEndDate": null,
      "initialStockGrant": null,
      "employeeFirstEmployment": null,
      "benefitsEndDate": null,
      "eligibleForStock": null,
      "eligibleForSalContinuation": null,
      "assignmentClass": "ST",
      "lastModifiedBy": "cgrant",
      "okToRehire": null,
      "lastModifiedOn": "/Date(1535067085000)/",
      "createdBy": "admin",
      "professionalServiceDate": null,
      "salaryEndDate": null,
      "seniorityDate": null,
      "startDate": "/Date(1535068800000)/",
      "empGlobalAssignmentNav": {
        "__deferred": {
          "uri": "https://<API-endpoint-URL>/odata/v2/
EmpEmployment(personIdExternal='cgrant',userId='cgrant')/empGlobalAssignmentNav"
        }
      },
      "paymentInformationNav": {
        "__deferred": {
          "uri": "https://<API-endpoint-URL>/odata/v2/
EmpEmployment(personIdExternal='cgrant',userId='cgrant')/paymentInformationNav"
        }
      },
      "empJobRelationshipNav": {
        "__deferred": {
          "uri": "https://<API-endpoint-URL>/odata/v2/
EmpEmployment(personIdExternal='cgrant',userId='cgrant')/empJobRelationshipNav"
        }
      }
    }
  }
}
```



```

    },
    "personNav": {
      "__deferred": {
        "uri": "https://<API-endpoint-URL>/odata/v2/
EmpEmployment(personIdExternal='cgrant',userId='cgrant')/personNav"
      }
    },
    "empWorkPermitNav": {
      "__deferred": {
        "uri": "https://<API-endpoint-URL>/odata/v2/
EmpEmployment(personIdExternal='cgrant',userId='cgrant')/empWorkPermitNav"
      }
    },
    "compInfoNav": {
      "__deferred": {
        "uri": "https://<API-endpoint-URL>/odata/v2/
EmpEmployment(personIdExternal='cgrant',userId='cgrant')/compInfoNav"
      }
    },
    "userNav": {
      "__deferred": {
        "uri": "https://<API-endpoint-URL>/odata/v2/
EmpEmployment(personIdExternal='cgrant',userId='cgrant')/userNav"
      }
    },
    "jobInfoNav": {
      "__deferred": {
        "uri": "https://<API-endpoint-URL>/odata/v2/
EmpEmployment(personIdExternal='cgrant',userId='cgrant')/jobInfoNav"
      }
    },
    "wfRequestNav": {
      "__deferred": {
        "uri": "https://<API-endpoint-URL>/odata/v2/
EmpEmployment(personIdExternal='cgrant',userId='cgrant')/wfRequestNav"
      }
    },
    "empPayCompNonRecurringNav": {
      "__deferred": {
        "uri": "https://<API-
endpoint-URL>/odata/v2/EmpEmployment(personIdExternal='cgrant',userId='cgrant')/
empPayCompNonRecurringNav"
      }
    }
  },
  <...>
  "userSysIdOfItDeclarationNav": {
    "__deferred": {
      "uri": "https://<API-endpoint-URL>/odata/v2/User('cgrant')/
userSysIdOfItDeclarationNav"
    }
  }
}
}
}

```

## 9.1.14.1.9.7 Creating and Updating Users

The `User` entity allows you to create and update users with OData API calls.

### Creating a User

The following example shows how to create a user with an API call:

Operation	Upsert
HTTP Method	POST
URI	<code>https://&lt;API-endpoint-URL&gt;/odata/v2/upsert</code>
Payload	<pre>{   "__metadata": {     "uri": "User('acraig')",     "type": "SFOData.User"   },   "userId": "acraig",   "assignmentIdExternal": "acraig",   "status": "t",   "password": "Abc123",   "firstName": "Amy",   "lastName": "Craig",   "email": "amy.craig@bestrun.com" }</pre>

**Note**

Depending on the data model settings of your company, you may need to provide more required fields in the payload.

A successful operation returns status code 200 with the following response:

```
{
  "d": [
    {
      "key": "UserB",
      "status": "OK",
      "editStatus": "INSERTED",
      "message": null,
      "index": 0,
      "httpCode": 201,
      "inlineResults": null
    }
  ]
}
```

## Creating a User and Setting User's Manager

When you create a user, you can define its relationship with other roles by creating a link to another user. With one API call, a user can be created and linked to a manager, an HR, or any other roles. In this example, Amy Craig's manager is set when the user is created:

```
{
  "__metadata":{
    "uri":"User('acraig')",
    "type":"SFOData.User"
  },
  "userId":"acraig",
  "status":"t",
  "password":"Abc123",
  "firstName":"Amy",
  "lastName":"Craig",
  "email":"amy.craig@bestrun.com",
  "manager":{
    "__metadata":{
      "uri":"User('Manager_A')",
      "type":"SFOData.User"
    }
  }
}
```

## Updating a User

You can use the same request to update a user if it already exists. The upsert operation allows you to both insert and update users.

### Update a User with PUT

You can use a PUT request to update a user. This HTTP request replaces all property values including links in the existing entry with the values provided in the request payload. If a property is not present in the payload, it will be restored to the default value. A successful PUT request returns status code 204 with no response body.

In the following example, the field values of user **acraig** are purged and replaced with the values provided in the request payload:

Operation	Update
HTTP Method	PUT
URI	<code>https://&lt;API-endpoint-URL&gt;/odata/v2/ User(' &lt;userId&gt;')</code>

Payload

```
{
  "__metadata":{
    "uri":"User('acraig')",
    "type":"SFOData.User"
  },
  "userId":"acraig",
  "status":"t",
  "password":"Abc123",
  "firstName":"Amy",
  "lastName":"Craig",
  "username":"acraig",
  "email":"amy.craig1@abc.com"
}
```

### Updating a User with Merge

Unlike PUT, a merge operation does not erase any existing information of an entry. Instead, it performs an incremental update only with the information provided in the request payload. In the following request, the user's email address is updated and a new middle name is created. Note that the merge operation is indicated in the X-HTTP-REQUEST request header of a POST request.

Operation	Merge
HTTP Method	POST
URI	https://<API-endpoint-URL>/odata/v2/ User(' <userId> ')
Headers	X-HTTP-METHOD: MERGE
Payload	<pre>{   "email":"acraig@bestrun.com",   "mi":"Louise" }</pre>

A successful merge operation returns status code 200 OK with no response body.

## 9.1.14.1.9.8 Creating and Updating User Relations

You can create user relations by setting a link to another user.

A user represents an employee in a company and is related to other roles, such as manager, HR, etc. In OData API, these relations are indicated by links. A user may have a number of links to other roles. A link can be created, updated, and deleted. In this topic, we'll show you how to manage user relations through API calls, using the manager role as an example.

### Setting a User's Manager

Let's start with a simple task to set a user's manager.

A user's manager can be set upon user creation or after it has been created. The following sample request uses the upsert operation that serves the purposes in both scenarios:

Operation	Upsert
HTTP Method	POST
URI	<code>https://&lt;API-endpoint-URL&gt;/odata/v2/upsert</code>
Payload (JSON)	<pre>{   "__metadata": {     "uri": "User('Super')",     "type": "SFOData.User"   },   "userId": "Super",   "status": "t",   "manager": {     "__metadata": {       "uri": "User('bchristl')",       "type": "SFOData.User"     }   } }</pre>

A successful operation returns status code 200 with the following response:

Response (JSON)	<pre>{   "d": [     {       "key": "Super",       "status": "OK",       "editStatus": "UPDATED",       "message": null,       "index": 0,       "httpCode": 204,       "inlineResults": null     }   ] }</pre>
-----------------	--

## Changing a User's Manager

You can use the same upsert operation above to change a user's manager, or you can use the merge operation to do this.

Operation	Merge
HTTP Method	POST
URI	<code>https://&lt;API-endpoint-URL&gt;/odata/v2/User('Super')</code>
Headers	<code>X-HTTP-METHOD: MERGE</code>

Payload

```
{
  "manager": {
    "__metadata": {
      "uri": "User('bgonzalez1)",
      "type": "SFOData.User"
    }
  }
}
```

A successful merge operation returns status code 200 OK with no response body.

## Removing a User's Manager

Alternatively, you can use a PUT request to erase the manager of a user or delete the link between the two entries using `$links`. See [Setting and Updating User's Manager with \\$links \[page 431\]](#) for an example.

## Setting a User's Matrix Manager

A user has a 1:n relation with its matrix managers. You can use the same approach to set a user's matrix manager as you set its manager. However, for subsequent upsert operations, if you pass a different matrix manager in the request payload, it will be added to the matrix manager list. If you want to replace the existing matrix managers with an upsert operation, use the `purgeType=record` parameter. Here's an example:

Operation	Merge
HTTP Method	POST
URI	<code>https://&lt;API-endpoint-URL&gt;/odata/v2/User('&lt;userId&gt;')</code>
Headers	<code>X-HTTP-METHOD: MERGE</code>
Payload	<pre>{   "matrixManager": {     "__metadata": {       "uri": "User('UserABC')",       "type": "SFOData.User"     }   } }</pre>

A successful merge operation returns status code 200 OK with no response body.

## Setting and Updating User's Manager with `$links`

You can set and update a user's manager with `$links`. Example:

HTTP Method	POST
URI	<code>https://&lt;API-endpoint-URL&gt;/odata/v2/User('UserA')/\$links/manager('UserB')</code>
Headers	<code>Content-Type: Application/xml</code>
Payload	<pre>&lt;uri xmlns="http://schemas.microsoft.com/ado/2007/08/dataservices"&gt;   http://&lt;API-endpoint-URL&gt;/odata/v2/   User('UserB') &lt;/uri&gt;</pre>

To remove a user's manager, simply change the HTTP method to `DELETE` to delete the link to the manager.

### 9.1.14.1.9.9 Creating and Updating Inactive Users

Use the `apiOptionProfileID` or `processInactiveEmployees` parameter to create or update inactive users.

#### Context

User statuses `inactive(f)` and `inactive_external(F)` indicate that the users are inactive. By default, you can't create or update inactive users through the User OData entity directly. To be able to do so, you must include one of the following parameters in your request:

- Parameter `apiOptionProfileID` with the option *Process Inactive Employees* enabled.

Example request URI:

```
https://<API-server>/odata/v2/User?apiOptionProfileID=option001
```

For more information, see [Creating and Editing Users Using an API Option Profile \[page 434\]](#).

- Parameter `processInactiveEmployees`

This parameter supports Upsert, Insert, and Update operations. When used in conjunction with `$batch`, you can create new and update existing inactive users as well as active users. Example request URI:

```
https://<API-server>/odata/v2/User("12345"?processInactiveEmployees=true
```

#### Note

You can use both options in the same query. Inactive users are processed when either option allows it.

## Related Information

[Optional Business Processing Parameters](#)

### 9.1.14.1.9.10 Upserting Users with Parameter `purgeType`

You can add parameter `purgeType=record` to your API call to purge the existing data of a user and upsert new data.

A few things that you should keep in mind when you use the `purgeType` parameter:

- This parameter only works with the upsert operation.
- With `purgeType=record`, your upsert request will erase all field values of the entry and replace them with new values in the request payload.
- You must provide all required fields in the payload when using `purgeType=record`.
- If the parameter value is not **record**, it will be ignored.
- You are not allowed to inline edit an entity when using `purgeType=record`.

## Replace user data with new one

In the following example, the user's data is purged and updated with the values in the request payload. Note that all the fields not appearing in the request will have empty values.

Operation	Upsert
HTTP Method	POST
URI	<code>https://&lt;API-endpoint-URL&gt;/odata/v2/upsert?purgeType=record</code>
Payload	<pre>{   "__metadata": {     "uri": "User('acraig')",     "type": "SFOData.User"   },   "userId": "acraig",   "status": "t",   "password": "Abc123",   "firstName": "Amy",   "lastName": "Craig",   "email": "amy.craig@bestrun.com" }</pre>



## Update the value of a single field

If you just need to replace the value of a single field, you need to provide all existing field values in your request payload in addition to the field you want to update. For example, the following request updates the matrix manager of user with the specified value:

Operation	Upsert
HTTP Method	POST
URI	<code>https://&lt;API-endpoint-URL&gt;/odata/v2/upsert?purgeType=record</code>
Payload	<pre>{   "__metadata":{     "uri":"User('cgrant')",     "type":"SFOData.User"   },   ...   &lt;all existing fields and values&gt;   ...   "matrixManager":[{     "__metadata":{       "uri":"User('UserA')",       "type":"SFOData.User"     }   },   {     "__metadata":{       "uri":"User('UserB')",       "type":"SFOData.User"     }   } ] }</pre>

Without the `purgeType=record` parameter, the above request will merge the two new matrix managers with the existing data.

You can also update a user's matrix manager list and update the matrix manager at the same time:

```
[{
  "__metadata":{
    "uri":"User('cgrant')",
    "type":"SFOData.User"
  },
  ...
  <all existing fields and values>
  ...
  "matrixManager":[{
    "__metadata":{
      "uri":"User('UserA')",
      "type":"SFOData.User"
    }
  },
  {
    "__metadata":{
      "uri":"User('UserB')",
      "type":"SFOData.User"
    }
  }
]
},
{
  ...
}
```

```
    "__metadata": {
      "uri": "User('UserA')",
      "type": "SFOData.User"
    },
    "userId": "UserA",
    "status": "t",
    "username": "UserA"
  }
  email": "usera@bestrun.com"
}
```

Note that inline upserting of a field is not allowed.

## Related Information

[purgeType \[page 106\]](#)

### 9.1.14.1.9.11 Creating and Editing Users Using an API Option Profile

You can use the [Manage API Option Profile](#) tool to maintain API option settings and manage API option profiles for the `User` entity.

## Prerequisites

You have the [Manage Integration Tools](#) > [Access to API Option Profile](#) permission assigned to your role.

## Context

The `User` entity allows you to specify a few processing parameters to control extra business logic that can be optionally applied when you edit a user. For example, if you enable the [Process inactive employees](#) option in a profile. When you use this profile in a User API request, you're able to modify the information of an inactive user. The options are stored in API option profiles. You can choose different options to enable in different profiles.

## Procedure

1. Go to [Admin Center](#) and search for [Manage API Option Profile](#).
2. On the [List API Option Profile](#) screen, a list of existing profiles is displayed. You can manage the list by editing, deleting, or adding new profiles. Choose [Add](#) to create a new profile.

- On the *Add API Option Profile* screen, select *User* from the *Entity Type* dropdown list and enter a profile ID and a description.

**Note**

Currently the OData API Option Profile tool supports only the User OData entity.

- The corresponding options to the selected entity are displayed on the right. Choose the ones you want to enable for this profile.

Option	Description
Use the user name	Choose the default password format for creating users. If no option is specified, the system uses user name as the default password option.
Use the UserID	
Use the e-mail address	Starting from Jun 19, 2020, you can only choose the system-generated password option when you create new profiles. Existing profiles that use user name, user ID, and e-mail as default password values continue to work.
Use a system-generated random password	

*Default password format*

**Caution**

We encourage you to review your existing API calls and stop using unsafe password options. You can either edit your API option profiles and change the password option to *Use a system-generated random password* or enable the *Use System Generated Password by Default* option in [Admin Center > Platform Feature Settings](#) to force all API calls to use the safe password option.

Users in instances provisioned after Aug 14 are required to log in to the system and reset their passwords after they are set by system administrators.

## Option

## Description

*Send welcome email to new users*

Choose this option if you want the system to automatically send welcome e-mails to users when they're created. If you choose system-generated passwords when creating users, this option is required so users can reset their passwords through a link in the e-mail.

### Note

Welcome e-mails can't be sent to rehired employees. For security reasons, e-mails can only be sent to corporate e-mail accounts.

This option is ignored and e-mail notifications are sent to new users by default if the *Send Welcome Message* option is enabled in [Admin Center > Platform Feature Settings](#).

*Validate Manager and HR fields*

Choose this option if you want to validate if the manager and HR fields of the user are valid.

*Process inactive Employees*

This option allows you to edit employees in inactive status. You can also use parameter `processInactiveEmployees` for the same purpose.

### Note

The Effective Dated Data Platform feature in Provisioning must be enabled for your instance.

### Remember

As a customer, you don't have access to Provisioning. To complete tasks in Provisioning, contact your implementation partner or Account Executive. For any non-implementation tasks, contact Product Support.

See [User](#) for more information.

*Specify Form routing options*

Option	Description
	Automatic insertion of new manager as next document recipient if not already
	Automatic Inbox Document Transfer To New Manager
<i>Automatic Manager Transfer</i>	Automatic En Route Document Transfer To New Manager
For each option, you can specify if you want to transfer the document to manager, matrix manager, or both.	Automatic Completed Document Copy to New Manager
	Automatic Process Owner Change To New Manager For In-Progress Documents When Old Manager is Process Owner (Only for 360)
	Automatic Process Owner Change To New Manager For Completed Documents When Old Manager is Process Owner (Only for 360)
	Remove Inactive Employees' In-Progress Documents
<i>Automatic Document Removal</i>	Remove Inactive Employees' Completed Documents
	Remove Inactive Employees' 360 Evaluation Documents

5. Add parameter `apiOptionProfileID=<profile ID>` to your URI when you insert, update, or upsert a user.

Operation	Insert
HTTP Method	POST

URI	<code>https://&lt;API-Server&gt;/odata/v2/User?apiOptionProfileID=ID01</code>
-----	---

Payload	<pre>{   "__metadata": {     "uri": "User('acraig')",     "type": "SFOData.User"   },   "userId": "acraig",   "username": "acraig",   "status": "t",   "firstName": "Amy",   "lastName": "Craig",   "email": "amy.craig@bestrun.com" }</pre>
---------	--

### ⚠ Caution

Multiple parameter values aren't supported. If you include multiple values of the same parameter, for example, `apiOptionProfile=ID01&apiOptionProfile=ID02`, only the first parameter value is processed.

## Next Steps

We recommend all users log in to the system and reset their passwords to ensure account security.

## 9.1.14.1.9.12 Querying the Gender of a User

The `User` entity allows you to query the gender of a user.

### Query the Gender of a User

The following query returns the gender of the user whose `userId` is specified in the URI.

Operation	Query
HTTP Method	GET
URI	<code>odata/v2/User('{userId}')?\$select=gender&amp;\$format=json</code>

Sample response:

```
{
```

```

"d": {
  "__metadata": {
    "uri": "https://qaacand-api.hcm.ondemand.com/odata/v2/User('demo0701')",
    "type": "SFOData.User"
  },
  "gender": "M"
}

```

### 9.1.14.1.9.13 Inserting a Gender of a User

The `User` entity allows you to insert the gender of a user.

#### Inserting a Gender for a User

You can provide a gender when you create a new user, but the gender must be one of the following values:

- M: Male
- F: Female
- U: Unknown
- D: Undeclared
- O: Others

Operation	Insert
HTTP Method	POST
URI	odata/v2/User
Payload	<pre> {   "__metadata": {     "uri": "User('asmithDemo22')"   },   "firstName": "firstName",   "status": "t",   "username": "asmithDemo22",   "gender": "M" } </pre>
Response	
<b>Status</b>	<b>Description</b>
200	OK

## 9.1.14.1.9.14 Upserting an Existing User with Gender

The `User` entity allows you to upsert the gender of an existing user.

### Upserting an Existing User with Gender

The following upsert operation updates the gender of the user whose `userId` is specified in the URI.

Operation	Upsert
HTTP Method	GET
URI	<code>odata/v2/upsert</code>
Payload	<pre>{   "__metadata": {     "uri": "User('asmithDemo22')"   },   "status": "t",   "username": "asmithDemo22",   "gender": "D" }</pre>

Sample response:

```
<?xml version="1.0" encoding="utf-8" standalone="yes"?>
<feed xmlns="http://www.w3.org/2005/Atom" xmlns:m="http://schemas.microsoft.com/ado/2007/08/dataservices/metadata" xmlns:d="http://schemas.microsoft.com/ado/2007/08/dataservices">
  <entry>
    <content type="application/xml">
      <m:properties>
        <d:key>asmithDemo22</d:key>
        <d:status>OK</d:status>
        <d:editStatus>UPDATED</d:editStatus>
        <d:message m:null="true"></d:message>
        <d:index m:type="Edm.Int32">0</d:index>
        <d:httpCode m:type="Edm.Int32">204</d:httpCode>
        <d:inlineResults m:type="Bag(SFOData.UpsertResult)"></d:inlineResults>
      </m:properties>
    </content>
  </entry>
</feed>
```



## 9.1.14.1.9.15 Querying the General Display Name of a User

The `User` entity allows you to query the general display name of a user.

### Query the General Display Name of a User

The following query returns the general display name of the user whose `userId` is specified in the URI.

Operation	Query
HTTP Method	GET
URI	<code>odata/v2/User('{userId}')?\$select=displayName&amp;\$format=json</code>

Sample response:

```
{
  "d": {
    "__metadata": {
      "uri": "https://qa cand-api.hcm.ondemand.com/odata/v2/
User('asmithDemo22')",
      "type": "SFOData.User"
    },
    "displayName": "testDisplayName"
  }
}
```

## 9.1.14.1.9.16 Upserting New Users with General Display Name

The `User` entity allows you to insert a general display name of a user.

### Inserting a General Display Name for a User

You can provide a general display name when you create a new user.

Operation	Upsert
HTTP Method	POST
URI	<code>odata/v2/upsert?\$format=json</code>

Payload

```
{
  "__metadata": {
    "uri": "User('displayName1')"
  },
  "userId": "displayName1",
  "username": "displayName1",
  "status": "t",
  "displayName": "Carla Grant"
}
```

Response

Status	Description
200	OK

Sample response:

```
{
  "d": [
    {
      "key": "displayName1",
      "status": "OK",
      "editStatus": "INSERTED",
      "message": null,
      "index": 0,
      "httpCode": 201,
      "inlineResults": null
    }
  ]
}
```

## 9.1.14.1.9.17 Querying the Pronouns of a User

The `user` entity allows you to query the pronouns of a user.

### Query the Pronouns of a User

The following query returns the pronouns of the user whose `userId` is specified in the URI.

Operation	Query
HTTP Method	GET
URI	<code>odata/v2/User('{userId}')? \$select=userId,pronouns&amp;\$format=json</code>

Sample response:

```
{
  "d": {
```

```

    "__metadata": {
      "uri": "https://qaacand-api.hcm.ondemand.com/odata/v2/User('{userId}']",
      "type": "SFOData.User"
    },
    "userId": "{userId}",
    "pronouns": "19390"
  }
}

```

## 9.1.14.1.9.18 Upserting an Existing User with Pronouns

The `User` entity allows you to insert the pronouns of an existing user.

### Upserting an Existing User with Pronouns

The following upsert operation updates the pronouns of the user whose `userId` is specified in the URI.

#### Note

Only fixed optionId of picklist PersonPronouns can be upserted. You can find the fixed optionId from the picklist center.

Operation	Upsert
HTTP Method	POST
URI	/odata/v2/upsert?\$format=json
Payload	<pre> {   "__metadata": {     "uri": "User('pronounsDemo1')",   },   "userId": "pronounsDemo1",   "username": "pronounsDemo1",   "status": "t",   "pronouns": "1390" } </pre>

Sample response:

```

{
  "d": [
    {
      "key": "pronounsDemo1",
      "status": "OK",
      "editStatus": "INSERTED",
      "message": null,
      "index": 0,
      "httpCode": 201,
      "inlineResults": null
    }
  ]
}

```

```
}
```

### 9.1.14.1.9.19 Querying the Assignment Display Header of a User

The `User` entity allows you to query the assignment display header of a user.

#### Query the Assignment Display Header of a User

The following query returns the assignment display header of the user whose `userId` is specified in the URI.

Operation	Query
HTTP Method	GET
URI	<code>odata/v2/User('{userId}')?&lt;br&gt;\$select=assignmentDisplayHeader&amp;\$format=json</code>

Sample response:

```
{
  "d": {
    "__metadata": {
      "uri": "https://qaacand-api.hcm.ondemand.com/odata/v2/
User('displayHeaderDemo1')",
      "type": "SFOData.User"
    },
    "userId": "displayHeaderDemo1",
    "assignmentDisplayHeader": "Developer"
  }
}
```

### 9.1.14.1.9.20 Upserting an Existing User with Assignment Display Header

The `User` entity allows you to upsert the assignment display header of an existing user.

#### Upserting an Existing User with Assignment Display Header

The following upsert operation updates the assignment display header of the user whose `userId` is specified in the URI.

Operation	Upsert
HTTP Method	POST
URI	/odata/v2/upsert?\$format=json
Payload	<pre>{   "__metadata": {     "uri": "User('displayHeaderDemol')"   },   "userId": "displayHeaderDemol",   "username": "displayHeaderDemol",   "status": "t",   "assignmentDisplayHeader": "Developer" }</pre>

Sample response:

```
{
  "d": [
    {
      "key": "displayHeaderDemol",
      "status": "OK",
      "editStatus": "INSERTED",
      "message": null,
      "index": 0,
      "httpCode": 201,
      "inlineResults": null
    }
  ]
}
```

## 9.1.14.2 UserPermissions

This entity contains information about a user's field-level permission of each property in the `User` entity.

### Supported Operations

Query

#### ⓘ Note

You can't query this entity directly. You can only query user permissions by expanding the `userPermissionsNav` navigation property from the `User` entity.

### Properties and Navigation Properties

This section lists only the properties and navigation properties that require special business logic, permission, or other additional information. For more information, refer to the API dictionary in [▶ Admin Center](#) > [API Center](#)

► [OData API Data Dictionary](#) or the API metadata using query: `https://<api-server>/odata/v2/<Entity>/$metadata`.

This entity contains the same properties as the `User` entity.

## Field-Level Permission Values

Here's a list of possible values for field-level permissions:

Value	Description
7	Mandatory: The property must contain a value (indicates writeable).
3	Optional: The property may contain a null value (indicates writeable).
1	Read-only: The property can't be changed.
0	Hidden: The property isn't visible on user interfaces.

## Use Case 1: Query the Field Level Permissions of a User

### Request

Operation	<Your Input>
HTTP Method	<Your Input>
URI	<code>https://&lt;API-Server&gt;/odata/v2/User('admin')?\$format=JSON&amp;\$expand=userPermissionsNav&amp;\$select=userPermissionsNav/userId,userPermissionsNav/ethnicityNav,userPermissionsNav/salary,userPermissionsNav/defaultFullName</code>

### Response

```
{
  "d": {
    "__metadata": {
      "uri": "https://<API-Server>/odata/v2/User('sfadmin')",
      "type": "SFOData.User"
    },
    "userPermissionsNav": {
      "__metadata": {
        "uri": "https://<API-Server>/odata/v2/UserPermissions(7)",
        "type": "SFOData.UserPermissions"
      },
      "userId": 7,
      "defaultFullName": 1,
      "ethnicityNav": 3,
      "salary": 3
    }
  }
}
```

```
}  
}
```

## Related Information

[Field-Level Permission Control \[page 407\]](#)

### 9.1.14.3 UserAccount

You can use this entity to get information about user accounts including login username, account status, account type, and so on. This entity supports data privacy and protection compliance by making sure that the user account information for a person is available in an OData API. It is used for information reporting and LMS.

## Permissions

► [Manage User](#) ► [User Account OData entity](#) ►

## Supported Operations

Query

## Properties and Navigation Properties

This section lists only the properties and navigation properties that require special business logic, permission, or other additional information. For more information, refer to the API dictionary in ► [Admin Center](#) ► [API Center](#) ► [OData API Data Dictionary](#) ► or the API metadata using query: `https://<api-server>/odata/v2/<Entity>/$metadata`.

## Properties

Property	Description
accountStatus	<p>In OData API response, users will see:</p> <ul style="list-style-type: none"><li>ACTIVE (equals 0)</li><li>INACTIVE (equals 1)</li></ul> <p>In OData API filter request, we support both <b>'ACTIVE'/'INACTIVE'</b> (case-insensitive) and <b>0/1</b>. Filter supports "eq", "ne", and "in" operations.</p>
userType	<p>Supported values are:</p> <ul style="list-style-type: none"><li><b>TECHNICAL</b>: account type for technical users</li><li><b>EMPLOYEE</b>: account type for internal employees</li><li><b>ONBOARDEE</b>: account type for onboardees from the Onboarding module</li><li><b>EXTERNALLEARNER</b>: account type for learners from the Learning module</li><li><b>EXTERNALRATER</b>: account type for external raters from the 360 Reviews module</li></ul>

## Use Case: Query the Information about User Account

This example shows how to query the information about user account, including login username, account status, and so on.

### Request

Operation	Query
HTTP Method	GET
URI	<code>https://&lt;API-Server&gt;/odata/v2/UserAccount('ind1')</code>

### Response

```
{
  "d": {
    "__metadata": {
      "uri": "https://<API-Server>/odata/v2/UserAccount('ind1')",
      "type": "SFOData.UserAccount"
    },
    "username": "ind1",
    "accountStatus": "ACTIVE",
    "userType": "EMPLOYEE",
    "defaultLocale": "bs_ID",
    "lastLoginFailedDateTime": null,
    "lastModifiedDateTime": "/Date(1390974210000+0000)/",
    "personIdExternal": "ind1",
  }
}
```



```

    "createdDateTime": "/Date(1270650283000+0000)/",
    "lastInactivationDateTime": null
  }
}

```

## Use Case: Query User Account about the Employee Type

This example shows how to query user account the employee type.

### Request

Operation	Query
HTTP Method	GET
URI	https://<api-server>/odata/v2/UserAccount?\$filter=userType eq 'employee'&\$format=JSON

### Response

```

{
  "d": {
    "results": [
      {
        "__metadata": {
          "uri": "https://<API-Server>/odata/v2/UserAccount('cgrant')",
          "type": "SFOData.UserAccount"
        },
        "username": "cgrant",
        "accountStatus": "ACTIVE",
        "userType": "EMPLOYEE",
        "defaultLocale": "en_US",
        "lastLoginFailedDateTime": null,
        "accountId": "91",
        "sapGlobalUserId": null,
        "lastModifiedDateTime": "/Date(1413236700000+0000)/",
        "personIdExternal": "cgrant1",
        "createdDateTime": "/Date(978307200000+0000)/",
        "lastInactivationDateTime": null,
        "user": {
          "__deferred": {
            "uri": "https://<API-Server>/odata/v2/UserAccount('cgrant')/"
          }
        }
      }
    ]
  }
}

```

## Data Privacy and Protection Compliance

This API supports the following use cases to support your data privacy and protection compliance:

- Data subject reporting: All data held about a person is available in this API.
- Access to the account status is essential for modules such as Learning (LMS) to understand the state of the userAccount. When the LMS user corresponds to a person in BizX, Learning requires a student level

status, indicating whether a student is active or not, account\_status in USER\_ACCOUNT will give Learning this information.

## 9.1.14.4 Learning and Onboarding Users

List of OData API entities for Learning and Onboarding users.

### User Status

The following user statuses are available for Learning and Onboarding users:

- Status e (active\_external\_suite): Active Learning and Onboarding users.
- Status d (inactive\_external\_suite): Inactive Learning and Onboarding users.

### Prerequisites

There're two prerequisites to use the External User or External Learner APIs:

- The [Enable External Learning User](#) option in [Provisioning](#) for the instance.
- Users have the user search and user import permissions as detailed in below table. You can restrict user searches to a target population.

#### To use this operation of the External User or External Learner APIs

#### You need these permissions

query

▶ [User Permissions](#) ▶ [General User Permission](#) ▶ [User Search](#) ▶

With the [User Search](#) permission, internal users can read entities of External User and External Learner using the External User or External Learner APIs.

upsert

If Employee Central is enabled, you can grant below permissions to the API users:

- ▶ [User Permissions](#) ▶ [General User Permission](#) ▶ [User Search](#) ▶
- ▶ [Employee Central Import Settings](#) ▶ [Import Employee Data](#) ▶
- ▶ [Employee Central Import Settings](#) ▶ [Basic User Import](#) ▶

## To use this operation of the External User or External Learner APIs

### You need these permissions

insert

If Employee Central isn't enabled and the [Admin Center > Platform Feature Settings > Enable Control on Employee Import in Role-Based Permissions](#) option is enabled, you can grant below permissions to the API users:

- [User Permissions > General User Permission > User Search](#)
- [Manage User > Employee Import](#)

If Employee Central is enabled, you can grant below permissions to the API users:

- [Employee Central Import Settings > Import Employee Data](#)
- [Employee Central Import Settings > Basic User Import](#)

If Employee Central is not enabled and the [Admin Center > Platform Feature Settings > Enable Control on Employee Import in Role-Based Permissions](#) option is enabled, you can grant below permissions to the API users:

- [Manage User > Employee Import](#)

External users don't need the [User Search](#) permission. They can access only their own data with the External User or External Learner APIs.

#### [ExternalLearner \[page 452\]](#)

You can use this entity to query data on external learners such as user information, personal information, email information, phone information, and address information. In Learning, external learners refers to users who are not employees but need access to the Learning module.

#### [ExternalUser \[page 466\]](#)

You can use this entity to query, create, and update users for onboarding in the system. Onboarding users are external users who are not yet employees but still require access to SAP SuccessFactors HCM suite. External users are represented by status e (active\_external\_suite) and d (inactive\_external\_suite). You can use this entity to create single users. Bulk creation is not supported.

#### [Function Imports \[page 476\]](#)

A list of function imports for external users.

#### [Error Codes for Learning and Onboarding User Entities \[page 479\]](#)

A list of error codes for Learning and Onboarding API responses.

## 9.1.14.4.1 ExternalLearner

You can use this entity to query data on external learners such as user information, personal information, email information, phone information, and address information. In Learning, external learners refers to users who are not employees but need access to the Learning module.

### Permissions

#### To use this operation of the External User or External Learner APIs

#### You need these permissions

query

▶▶ [User Permissions](#) ▶ [General User Permission](#) ▶ [User Search](#) ▶

With the [User Search](#) permission, internal users can read entities of External User and External Learner using the External User or External Learner APIs.

upsert

If Employee Central is enabled, you can grant below permissions to the API users:

- ▶▶ [User Permissions](#) ▶ [General User Permission](#) ▶ [User Search](#) ▶
- ▶▶ [Employee Central Import Settings](#) ▶ [Import Employee Data](#) ▶
- ▶▶ [Employee Central Import Settings](#) ▶ [Basic User Import](#) ▶

If Employee Central isn't enabled and the ▶▶ [Admin Center](#) ▶ [Platform Feature Settings](#) ▶ [Enable Control on Employee Import in Role-Based Permissions](#) ▶ option is enabled, you can grant below permissions to the API users:

- ▶▶ [User Permissions](#) ▶ [General User Permission](#) ▶ [User Search](#) ▶
- ▶▶ [Manage User](#) ▶ [Employee Import](#) ▶

insert

If Employee Central is enabled, you can grant below permissions to the API users:

- ▶▶ [Employee Central Import Settings](#) ▶ [Import Employee Data](#) ▶
- ▶▶ [Employee Central Import Settings](#) ▶ [Basic User Import](#) ▶

To use this operation of the External User or External Learner APIs

#### You need these permissions

If Employee Central is not enabled and the [Admin Center > Platform Feature Settings > Enable Control on Employee Import in Role-Based Permissions](#) option is enabled, you can grant below permissions to the API users:

- [Manage User > Employee Import](#)

## Supported Operations

Property	Description
Query	Query external learner information.
Insert	Create an external learner.
Upsert	Create or update external learners.

## Properties and Navigation Properties

This section lists only the properties and navigation properties that require special business logic, permission, or other additional information. For more information, refer to the API dictionary in [Admin Center > API Center > OData API Data Dictionary](#) or the API metadata using query: `https://<api-server>/odata/v2/<Entity>/$metadata`.

### Properties

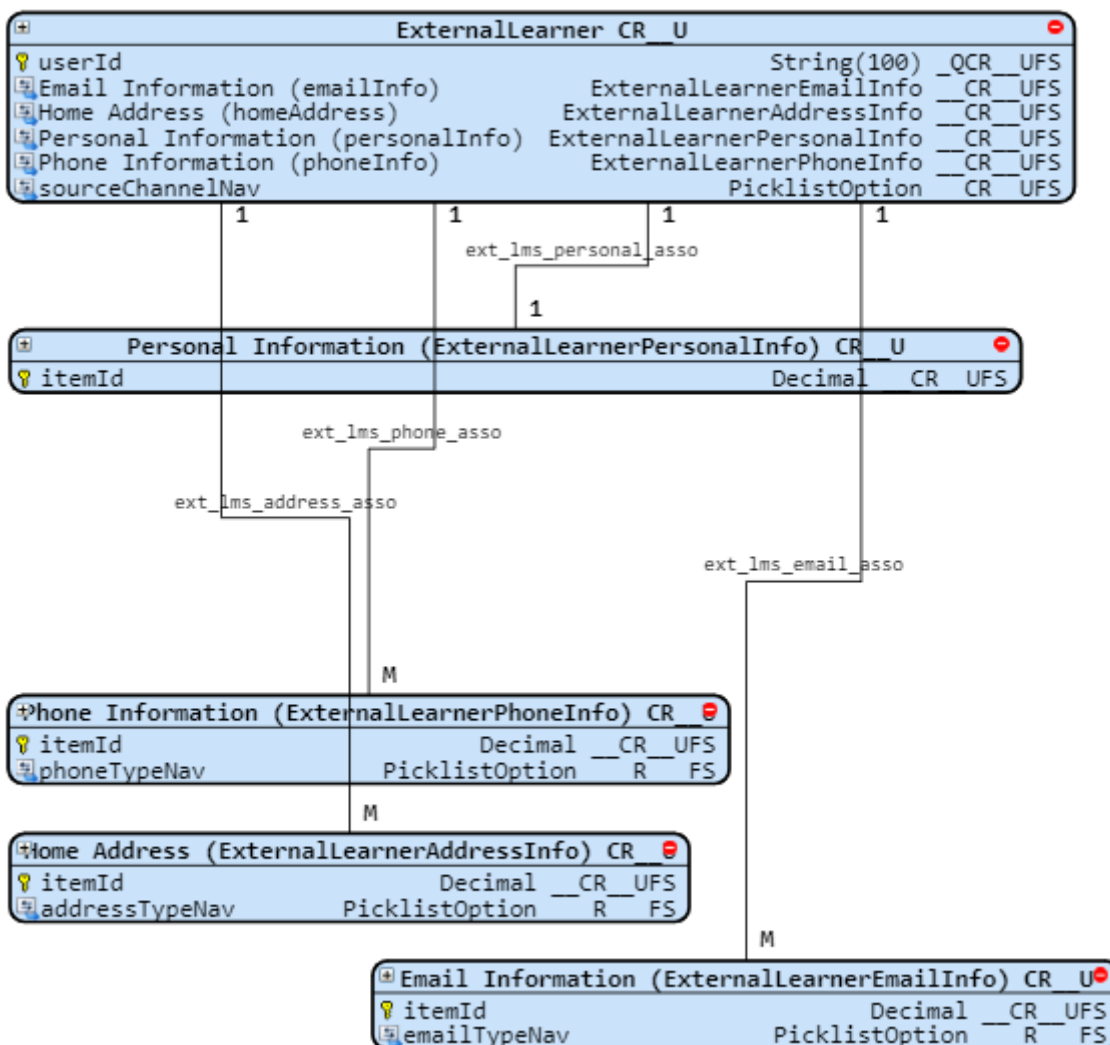
Operation	Description
userId	(Required) User ID
status	(Required) Status of the user. For external learning users, always enter status <b>e</b> .
productName	(Required) Enter <b>LMS</b> for all external learning users.
loginMethod	Login method for the user. Enter <b>PWD</b> (user/password) or <b>SSO</b> (single sign-on).
defaultLocale	Default locale of the user. If not specified, the locale is set to en_US.

### Navigation Properties

Navigation Property	Target Entity	Description
emailInfo	<a href="#">ExternalLearnerEmailInfo [page 460]</a>	Email info

Navigation Property	Target Entity	Description
homeAddress	<a href="#">ExternalLearnerAddressInfo [page 459]</a>	Address info
personalInfo	<a href="#">ExternalLearnerPersonalInfo [page 461]</a>	Personal info
phoneInfo	<a href="#">ExternalLearnerPhoneInfo [page 462]</a>	Phone info
sourceChannelNav	Picklist	Picklist options for learning source channel

## Entity Relationship Diagram



## Use Case 1: Create an External Learner

This example shows how to create an external learner.

### Request

Operation	Upsert
HTTP Method	POST
URI	<code>https://&lt;API-Server&gt;/odata/v2/upsert</code>

## Sample Code

```

{
  "__metadata": {
    "uri":
"ExternalLearner('external1')"
  },
  "status": "e",
  "password": "PWD",
  "productName": "LMS",
  "defaultLocale": "zh_CN",
  "timeZone": "PST",
  "loginMethod": "PWD",
  "personalInfo": {
    "__metadata": {
      "uri":
"ExternalLearnerPersonalInfo"
    },
    "firstName": "Ming",
    "middleName": "Chen"
  },
  "emailInfo": {
    "__metadata": {
      "uri":
"ExternalLearnerEmailInfo"
    },
    "emailAddress":
"external1@abc.com",
    "emailType": "P",
    "isPrimary": true
  },
  "phoneInfo": {
    "__metadata": {
      "uri":
"ExternalLearnerPhoneInfo"
    },
    "countryCode": "086",
    "areaCode": "021",
    "phoneNumber": "97654321",
    "extension": "9879",
    "phoneType": "Business",
    "isPrimary": true
  },
  "homeAddress": [
    {
      "__metadata": {
        "uri":
"ExternalLearnerAddressInfo"
      },
      "addressType":
"shipping",
      "country": "CHN",
      "province": "Shanghai",
      "city": "Shanghai",
      "zipCode": "200000",
      "address1": "Chenhui
Road"
    }
  ]
}

```

## Response

```
{
```



```

    "d": [
      {
        "key": null,
        "status": "OK",
        "editStatus": null,
        "message": null,
        "index": 0,
        "httpCode": 200,
        "inlineResults": null
      }
    ]
  }

```

## Use Case 2: Update an External Learner

This example shows how to update an external learner. A successful operation returns status 200 OK.

### Request

Operation	Upsert
HTTP Method	POST
URI	https://<API-Server>/odata/v2/upsert
Payload	

#### Sample Code

```

{
  "__metadata": {
    "uri":
    "ExternalLearner('External01')",
    "type":
    "SFOData.ExternalLearner"
  },
  "userId": "External01",
  "status": "e",
  "productName": "LMS",
  "defaultLocale": "en_US"
}

```

### Response

```

{
  "d": [
    {
      "key": null,
      "status": "OK",
      "editStatus": null,
      "message": null,
      "index": 0,
      "httpCode": 200,
      "inlineResults": null
    }
  ]
}

```

## Use Case 3: Query an External Learner by ID

This example shows how to query an external learner by `<userId>`.

### Request

Operation	Query
HTTP Method	GET
URI	<code>https://&lt;API-Server&gt;/odata/v2/ExternalLearner('external1')</code>

### Response

```
{
  "d": {
    "__metadata": {
      "uri": "https://<API-Server>/odata/v2/ExternalLearner('external1')",
      "type": "SFOData.ExternalUser"
    },
    "userId": "external1",
    "lastModifiedDate": "/Date(1574662814000+0000)/",
    "loginMethod": "PWD",
    "timeZone": "PST",
    "userName": "external1",
    "defaultLocale": "zh_CN",
    "is_deleted": null,
    "personGUID": "E764F7A932F1451FA93880E16A10BC92",
    "personIdExternal": "external1",
    "personId": "5287",
    "status": "e",
    "extEmailInfo": {
      "__deferred": {
        "uri": "https://<API-Server>/odata/v2/ExternalUser('external1')/extEmailInfo"
      }
    },
    "extPersonalInfo": {
      "__deferred": {
        "uri": "https://<API-Server>/odata/v2/ExternalUser('external1')/extPersonalInfo"
      }
    },
    "extPhoneInfo": {
      "__deferred": {
        "uri": "https://<API-Server>/odata/v2/ExternalUser('external1')/extPhoneInfo"
      }
    },
    "extAddressInfo": {
      "__deferred": {
        "uri": "https://<API-Server>/odata/v2/ExternalUser('external1')/extAddressInfo"
      }
    }
  }
}
```

#### [ExternalLearnerAddressInfo \[page 459\]](#)

You can use this entity to query data on external learner address data. In Learning, external learners refers to users who are not employees but need access to the Learning module.

#### [ExternalLearnerEmailInfo \[page 460\]](#)

You can use this entity to query data about the email address of an external learner. In Learning, external learners refers to users who are not employees but need access to the Learning module.

#### [ExternalLearnerPersonalInfo \[page 461\]](#)

You can use this entity to query data about the personal information of an external user, such as firstName, middleName and lastName. In Learning, external learners refers to users who are not employees but need access to the Learning module.

#### [ExternalLearnerPhoneInfo \[page 462\]](#)

You can use this entity to query data about the phone information of an external learner. In Learning, external learners refers to users who are not employees but need access to the Learning module.

#### [ExternalLearner Error Code Definition \[page 463\]](#)

Error code definition for the externalLearner API entity.

**Parent topic:** [Learning and Onboarding Users \[page 450\]](#)

## Related Information

[ExternalUser \[page 466\]](#)

[Function Imports \[page 476\]](#)

[Error Codes for Learning and Onboarding User Entities \[page 479\]](#)

[SAP Business Accelerator Hub: ExternalLearner](#) 

[ExternalLearner \[page 452\]](#)

### 9.1.14.4.1.1 ExternalLearnerAddressInfo

You can use this entity to query data on external learner address data. In Learning, external learners refers to users who are not employees but need access to the Learning module.

## Permissions

► [General User Permission](#) ► [User Search](#) ►

## Supported Operations

Query, Insert, Upsert

## Properties and Navigation Properties

This section lists only the properties and navigation properties that require special business logic, permission, or other additional information. For more information, refer to the API dictionary in ► [Admin Center](#) ► [API Center](#) ► [OData API Data Dictionary](#) or the API metadata using query: `https://<api-server>/odata/v2/<Entity>/$metadata`.

## Use Case

You can create and update the address information with the ExternalLearner entity.

Parent topic: [ExternalLearner \[page 452\]](#)

## Related Information

[ExternalLearnerEmailInfo \[page 460\]](#)

[ExternalLearnerPersonalInfo \[page 461\]](#)

[ExternalLearnerPhoneInfo \[page 462\]](#)

[ExternalLearner Error Code Definition \[page 463\]](#)

SAP Business Accelerator Hub: [ExternalLearnerAddressInfo](#)

### 9.1.14.4.1.2 ExternalLearnerEmailInfo

You can use this entity to query data about the email address of an external learner. In Learning, external learners refers to users who are not employees but need access to the Learning module.

## Permissions

► [General User Permission](#) ► [User Search](#)

## Supported Operations

Query, Insert, Upsert

## Properties and Navigation Properties

This section lists only the properties and navigation properties that require special business logic, permission, or other additional information. For more information, refer to the API dictionary in [Admin Center](#) [API Center](#) [OData API Data Dictionary](#) or the API metadata using query: `https://<api-server>/odata/v2/<Entity>/$metadata`.

## Use Case

You can create and update the email information with the ExternalLearner entity.

Parent topic: [ExternalLearner \[page 452\]](#)

## Related Information

[ExternalLearnerAddressInfo \[page 459\]](#)

[ExternalLearnerPersonalInfo \[page 461\]](#)

[ExternalLearnerPhoneInfo \[page 462\]](#)

[ExternalLearner Error Code Definition \[page 463\]](#)

SAP Business Accelerator Hub: [ExternalLearnerEmailInfo](#)

### 9.1.14.4.1.3 ExternalLearnerPersonalInfo

You can use this entity to query data about the personal information of an external user, such as firstName, middleName and lastName. In Learning, external learners refers to users who are not employees but need access to the Learning module.

## Permissions

[General User Permission](#) [User Search](#)

## Supported Operations

Query, Insert, Upsert

## Properties and Navigation Properties

This section lists only the properties and navigation properties that require special business logic, permission, or other additional information. For more information, refer to the API dictionary in [Admin Center](#) [API Center](#) [OData API Data Dictionary](#) or the API metadata using query: `https://<api-server>/odata/v2/<Entity>/$metadata`.

## Use Case

You can create and update the personal information with the ExternalLearner entity.

Parent topic: [ExternalLearner \[page 452\]](#)

## Related Information

[ExternalLearnerAddressInfo \[page 459\]](#)

[ExternalLearnerEmailInfo \[page 460\]](#)

[ExternalLearnerPhoneInfo \[page 462\]](#)

[ExternalLearner Error Code Definition \[page 463\]](#)

SAP Business Accelerator Hub: [ExternalLearnerPersonalInfo](#)

### 9.1.14.4.1.4 ExternalLearnerPhoneInfo

You can use this entity to query data about the phone information of an external learner. In Learning, external learners refers to users who are not employees but need access to the Learning module.

## Permissions

[General User Permission](#) [User Search](#)

## Supported Operations

Query, Insert, Upsert

## Properties and Navigation Properties

This section lists only the properties and navigation properties that require special business logic, permission, or other additional information. For more information, refer to the API dictionary in [Admin Center](#) [API Center](#) [OData API Data Dictionary](#) or the API metadata using query: `https://<api-server>/odata/v2/<Entity>/$metadata`.

## Use Case

You can create and update the phone information with the ExternalLearner entity.

Parent topic: [ExternalLearner \[page 452\]](#)

## Related Information

[ExternalLearnerAddressInfo \[page 459\]](#)

[ExternalLearnerEmailInfo \[page 460\]](#)

[ExternalLearnerPersonalInfo \[page 461\]](#)

[ExternalLearner Error Code Definition \[page 463\]](#)

[SAP Business Accelerator Hub: ExternalLearnerPhoneInfo](#)

### 9.1.14.4.1.5 ExternalLearner Error Code Definition

Error code definition for the externalLearner API entity.

Error Code	Description	Sample Error Message
1	This code is the general error for External User OData API.	An error has occurred. Please contact the system administrator.
2	The user ID already exists.	The user ID you provided is already in use. Please select another user ID .
3	The user name already exists.	The User Name you provided is already in use. Please select another User Name.
4	The user ID is empty.	Please provide a user ID.
5	The user name is empty.	Please provide a User Name.
6	The user ID is invalid.	The user ID you provided isn't valid. Please use the following character types:

Error Code	Description	Sample Error Message
		<p>['a' to 'z', 'A' to 'Z', '0' to '9', '-', '_', '!', '@'] and don't use the following patterns: {0}.</p> <p>'#' represents a number (0-9), 'X' represents a letter (A-Z), and '-', '_', '!', '@' represent themselves. For example, for the pattern X.##.X you can't enter M.12.n or t.58.Q but you can enter 3.13.P.</p>
7	The user name is invalid.	<p>The User Name you provided isn't valid. Please use the following character types: ['a' to 'z', 'A' to 'Z', '0' to '9', '-', '_', '!', '@'] and don't use the following patterns: \n\ {0} \n\.</p> <p>'#' represents a number (0-9), 'X' represents a letter (A-Z), and '-', '_', '!', '@' represent themselves. For example, for the pattern X.##.X you can't enter M.12.n or t.58.Q but you can enter 3.13.P.</p>
8	The password is invalid.	<p>Your password doesn't meet the password requirements. The requirements are:</p> <p>Passwords must be from 2 to 18 characters long.</p> <p>Passwords are case-sensitive.</p> <p>They aren't required to be mixed case.</p> <p>Passwords don't have any character-type restrictions.</p> <p>Passwords may contain any combination of letters and digits.</p>
10	External User feature is disabled.	An error has occurred. Please contact the system administrator.
12	Can't update internal user by External User OData API.	An error has occurred. Please contact the system administrator.
13	User status is invalid.	An error has occurred. Please contact the system administrator.
14	Get password policy.	Your password doesn't meet the password requirements. The requirements are:
15	Get username format.	Please use the following character types: ['a' to 'z', 'A' to 'Z', '0' to '9', '-', '_', '!', '@'] and don't use the following patterns:
16	Picklist ecEmailType isn't configured.	An error has occurred. Please contact the system administrator.
17	Picklist ecPhoneType isn't configured.	An error has occurred. Please contact the system administrator.



Error Code	Description	Sample Error Message
18	Picklist addressType isn't configured.	An error has occurred. Please contact the system administrator.
19	Requested options aren't in the picklist ecEmailType.	An error has occurred. Please contact the system administrator.
20	Requested options aren't in the picklist ecPhoneType.	An error has occurred. Please contact the system administrator.
21	Requested options aren't in the picklist addressType.	An error has occurred. Please contact the system administrator.
22	Password is missing.	Your password doesn't meet the password requirements. The requirements are:  Passwords must be from 2 to 18 characters long. Passwords are case-sensitive. They aren't required to be mixed case. Passwords don't have any character-type restrictions. Passwords may contain any combination of letters and digits.
23	Product Name is invalid.	An error has occurred. Please contact the system administrator.
24	Product Name can't be changed.	An error has occurred. Please contact the system administrator.
25	Country/Region field is missing in the address.	Please select Country/Region in addresses.
26	PersonId can't be changed.	An error has occurred. Please contact the system administrator.
27	PersonIdExternal can't be changed.	An error has occurred. Please contact the system administrator.
28	PersonGUID can't be changed.	An error has occurred. Please contact the system administrator.
29	Source channel of external code isn't found.	No optionId was found for given external code (ext_code5) in learningSourceChannel picklist.
30	Multiple options are found for one given external code.	More than one optionIds were found for given external code (ext_code6) in learningSourceChannel picklist.

Parent topic: [ExternalLearner \[page 452\]](#)

## Related Information

[ExternalLearnerAddressInfo \[page 459\]](#)

[ExternalLearnerEmailInfo \[page 460\]](#)

[ExternalLearnerPersonalInfo \[page 461\]](#)

[ExternalLearnerPhoneInfo \[page 462\]](#)

## 9.1.14.4.2 ExternalUser

You can use this entity to query, create, and update users for onboarding in the system. Onboarding users are external users who are not yet employees but still require access to SAP SuccessFactors HCM suite. External users are represented by status e (active\_external\_suite) and d (inactive\_external\_suite). You can use this entity to create single users. Bulk creation is not supported.

### Permissions

To use this operation of the External User or External Learner APIs	You need these permissions
query	<p>▶▶ <a href="#">User Permissions</a> ▶ <a href="#">General User Permission</a> ▶ <a href="#">User Search</a> ▶</p> <p>With the <a href="#">User Search</a> permission, internal users can read entities of External User and External Learner using the External User or External Learner APIs.</p>
upsert	<p>If Employee Central is enabled, you can grant below permissions to the API users:</p> <ul style="list-style-type: none"><li>▶▶ <a href="#">User Permissions</a> ▶ <a href="#">General User Permission</a> ▶ <a href="#">User Search</a> ▶</li><li>▶▶ <a href="#">Employee Central Import Settings</a> ▶ <a href="#">Import Employee Data</a> ▶</li><li>▶▶ <a href="#">Employee Central Import Settings</a> ▶ <a href="#">Basic User Import</a> ▶</li></ul> <p>If Employee Central isn't enabled and the ▶▶ <a href="#">Admin Center</a> ▶ <a href="#">Platform Feature Settings</a> ▶ <a href="#">Enable Control on Employee Import in Role-Based Permissions</a> ▶ option is enabled, you can grant below permissions to the API users:</p> <ul style="list-style-type: none"><li>▶▶ <a href="#">User Permissions</a> ▶ <a href="#">General User Permission</a> ▶ <a href="#">User Search</a> ▶</li><li>▶▶ <a href="#">Manage User</a> ▶ <a href="#">Employee Import</a> ▶</li></ul>

### To use this operation of the External User or External Learner APIs

insert

### You need these permissions

If Employee Central is enabled, you can grant below permissions to the API users:

- ▶ [Employee Central Import Settings](#) ▶ [Import Employee Data](#) ▶
- ▶ [Employee Central Import Settings](#) ▶ [Basic User Import](#) ▶

If Employee Central is not enabled and the ▶ [Admin Center](#) ▶ [Platform Feature Settings](#) ▶ [Enable Control on Employee Import in Role-Based Permissions](#) ▶ option is enabled, you can grant below permissions to the API users:

- ▶ [Manage User](#) ▶ [Employee Import](#) ▶

## Supported Operations

Operation	Description
Query	Query an external user
Insert	Create a new external user
Upsert	Create or update an external user

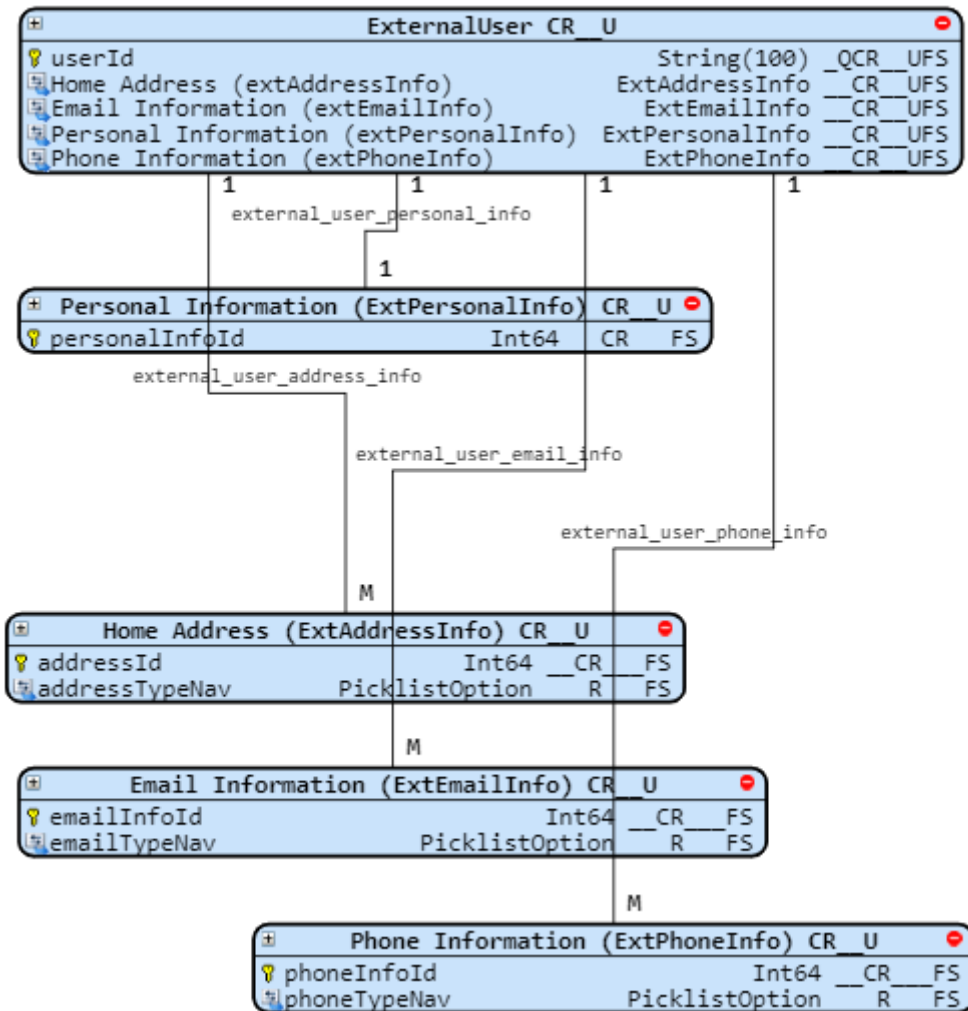
### Note

ExternalUser can be used to update only users of status e and d. For other statuses, see the [User \[page 397\]](#) entity.

## Properties and Navigation Properties

This section lists only the properties and navigation properties that require special business logic, permission, or other additional information. For more information, refer to the API dictionary in ▶ [Admin Center](#) ▶ [API Center](#) ▶ [OData API Data Dictionary](#) ▶ or the API metadata using query: `https://<api-server>/odata/v2/<Entity>/$metadata`.

## Entity Relationship Diagram



## Use Case 1: Query an External User Record

This example shows how to query an external user record.

### Request

Operation	Query
HTTP Method	GET
URI	<code>https://&lt;API-Server&gt;/odata/v2/ExternalUser('userIdVas909')</code>

## Response

```
{
  "d": {
    "__metadata": {
      "uri": "https://<API-Server>/odata/v2/ExternalUser('userIdVvas909')",
      "type": "SFOData.ExternalUser"
    },
    "userId": "userIdVvas909",
    "lastModifiedDate": "/Date(1567406836000+0000)/",
    "loginMethod": null,
    "timeZone": "US/Eastern",
    "userName": "userIdVvas909",
    "defaultLocale": "zh_CN",
    "is_deleted": null,
    "personGUID": "07D79655D2DB4C84974E4FDD4CFD4140",
    "personIdExternal": "userIdVvas909",
    "personId": "1885",
    "status": "e",
    "extEmailInfo": {
      "__deferred": {
        "uri": "https://<API-Server>/odata/v2/ExternalUser('userIdVvas909')/"
      }
    },
    "extPersonalInfo": {
      "__deferred": {
        "uri": "https://<API-Server>/odata/v2/ExternalUser('userIdVvas909')/"
      }
    },
    "extPhoneInfo": {
      "__deferred": {
        "uri": "https://<API-Server>/odata/v2/ExternalUser('userIdVvas909')/"
      }
    },
    "extAddressInfo": {
      "__deferred": {
        "uri": "https://<API-Server>/odata/v2/ExternalUser('userIdVvas909')/"
      }
    }
  }
}
```

## Use Case 2: Create an External User Record

This example shows how to create an external user record. A successful operation returns status 201 created.

### Request

Operation	Insert
HTTP Method	POST
URI	https://<API-Server>/odata/v2/ExternalUser

Payload

```
{
  "__metadata": {
    "uri":
"ExternalUser('userIdVvas909')",
    "type": "SFOData.ExternalUser"
  },
  "userId": "userIdVvas909",
  "status": "e",
  "productName": "ONB",
  "defaultLocale": "zh_CN",
  "password": "pwd"
}
```

#### Note

Make sure to include the password in the payload.

## Response

```
{
  "d": {
    "__metadata": {
      "uri": "https://<API-Server>/odata/v2/ExternalUser('userIdVvas909')",
      "type": "SFOData.ExternalUser"
    },
    "userId": "userIdVvas909",
    "status": "e",
    "productName": "ONB",
    "defaultLocale": "zh_CN",
    "password": "pwd",
    "personGUID": "07D79655D2DB4C84974E4FDD4CFD4140",
    "personIdExternal": "userIdVvas909"
  }
}
```

## Use Case 3: Update an External User Record

This example shows how to update an external user record. A successful operation returns status 200 OK.

### Request

Operation	Upsert
HTTP Method	POST
URI	https://<API-Server>/odata/v2/ ExternalUser/upsert

Payload

```
{
  "__metadata": {
    "uri":
"ExternalUser('userIdVWas109')",
    "type": "SFOData.ExternalUser"
  },
  "userId": "userIdVWas109",
  "status": "e",
  "productName": "ONB",
  "defaultLocale": "zh_CN"
}
```

## Response

```
{
  "d": [
    {
      "key": null,
      "status": "OK",
      "editStatus": null,
      "message": null,
      "index": 0,
      "httpCode": 200,
      "inlineResults": null
    }
  ]
}
```

### [ExtPersonallInfo \[page 472\]](#)

You can use this entity to query personal information about an external user such as first name or last name.

### [ExtPhoneInfo \[page 473\]](#)

You can use this entity to query information about the phone number of an external user.

### [ExtEmailInfo \[page 474\]](#)

You can use this entity to query information about the e-mail address of an external user.

### [ExtAddressInfo \[page 475\]](#)

You can use this entity to query information about the address of an external user.

**Parent topic:** [Learning and Onboarding Users \[page 450\]](#)

## Related Information

[ExternalLearner \[page 452\]](#)

[Function Imports \[page 476\]](#)

[Error Codes for Learning and Onboarding User Entities \[page 479\]](#)

[SAP Business Accelerator Hub: ExternalUser](#) 

[Error Codes for Learning and Onboarding User Entities \[page 479\]](#)

## 9.1.14.4.2.1 ExtPersonallInfo

You can use this entity to query personal information about an external user such as first name or last name.

### Permissions

► [General User Permission](#) ► [User Search](#) ►

### Supported Operations

Query, Insert, Upsert

### Properties and Navigation Properties

This section lists only the properties and navigation properties that require special business logic, permission, or other additional information. For more information, refer to the API dictionary in ► [Admin Center](#) ► [API Center](#) ► [OData API Data Dictionary](#) ► or the API metadata using query: `https://<api-server>/odata/v2/<Entity>/$metadata`.

### Use Case

You can create and update the phone information with the ExternalUser entity.

**Parent topic:** [ExternalUser](#) [page 466]

### Related Information

[ExtPhoneInfo](#) [page 473]

[ExtEmailInfo](#) [page 474]

[ExtAddressInfo](#) [page 475]

SAP Business Accelerator Hub: [ExtPersonallInfo](#) 



## 9.1.14.4.2.2 ExtPhoneInfo

You can use this entity to query information about the phone number of an external user.

### Permissions

► [General User Permission](#) ► [User Search](#) ►

### Supported Operations

Query, Insert, Upsert

### Properties and Navigation Properties

This section lists only the properties and navigation properties that require special business logic, permission, or other additional information. For more information, refer to the API dictionary in ► [Admin Center](#) ► [API Center](#) ► [OData API Data Dictionary](#) ► or the API metadata using query: `https://<api-server>/odata/v2/<Entity>/$metadata`.

### Use Case

You can create and update the phone information with the ExternalUser entity.

**Parent topic:** [ExternalUser \[page 466\]](#)

### Related Information

[ExtPersonallInfo \[page 472\]](#)

[ExtEmaillInfo \[page 474\]](#)

[ExtAddressInfo \[page 475\]](#)

[SAP Business Accelerator Hub: ExtPhoneInfo](#) 

### 9.1.14.4.2.3 ExtEmailInfo

You can use this entity to query information about the e-mail address of an external user.

#### Permissions

► [General User Permission](#) ► [User Search](#) ►

#### Supported Operations

Query, Insert, Upsert

#### Properties and Navigation Properties

This section lists only the properties and navigation properties that require special business logic, permission, or other additional information. For more information, refer to the API dictionary in ► [Admin Center](#) ► [API Center](#) ► [OData API Data Dictionary](#) ► or the API metadata using query: `https://<api-server>/odata/v2/<Entity>/$metadata`.

#### Use Case

You can create and update the phone information with the ExternalUser entity.

**Parent topic:** [ExternalUser \[page 466\]](#)

#### Related Information

[ExtPersonallInfo \[page 472\]](#)

[ExtPhoneInfo \[page 473\]](#)

[ExtAddressInfo \[page 475\]](#)

[SAP Business Accelerator Hub: ExtEmailInfo](#) 

## 9.1.14.4.2.4 ExtAddressInfo

You can use this entity to query information about the address of an external user.

### Permissions

► [General User Permission](#) ► [User Search](#) ►

### Supported Operations

Query, Insert, Upsert

### Properties and Navigation Properties

This section lists only the properties and navigation properties that require special business logic, permission, or other additional information. For more information, refer to the API dictionary in ► [Admin Center](#) ► [API Center](#) ► [OData API Data Dictionary](#) ► or the API metadata using query: `https://<api-server>/odata/v2/<Entity>/$metadata`.

### Use Case

You can create and update the phone information with the ExternalUser entity.

**Parent topic:** [ExternalUser \[page 466\]](#)

### Related Information

[ExtPersonallInfo \[page 472\]](#)

[ExtPhoneInfo \[page 473\]](#)

[ExtEmailInfo \[page 474\]](#)

SAP Business Accelerator Hub: [ExtAddressInfo](#) 

## 9.1.14.4.3 Function Imports

A list of function imports for external users.

**Parent topic:** [Learning and Onboarding Users \[page 450\]](#)

### Related Information

[ExternalLearner \[page 452\]](#)

[ExternalUser \[page 466\]](#)

[Error Codes for Learning and Onboarding User Entities \[page 479\]](#)

### 9.1.14.4.3.1 getUsernameFormat

You can use this function import to get the user name format that is defined in SAP SuccessFactors HCM suite for the external user.

#### Parameters

Parameter	Type	Required?	Value
locale	String	Yes	Value of the locale

#### Use Case: Get the User Name Format

This example shows how to get the user name format that is defined in SAP SuccessFactors HCM suite for the external user. Locale is used by the message in the response.

#### Request

HTTP Method	GET
URI	<code>https://&lt;api-server&gt;/odata/v2/ getUsernameFormat?locale='en_US'</code>

#### Response

```
{  
  "d": {
```

```

    "getUserNameFormat": "Please use the following character types: ['a' to
    'z', 'A' to 'Z', '0' to '9', '-', '_', '.', '@]."
  }
}

```

### 9.1.14.4.3.2 validateExternalUserIdAndUsername

You can use this function import to check if the user ID and user name entered for the external user are valid.

#### Parameters

Parameter	Type	Required?	Value
locale	String	No	Value of the locale
userId	String	Yes	Value of the user ID
username	String	No	Value of the user name

#### Use Case: Check if User ID and User Name for External User are Valid

This example shows how to check if the user ID and user name entered for the external user are valid. Locale is used by the message in the response.

#### Request

HTTP Method	GET
URI	<a href="https://&lt;api-server&gt;/odata/v2/validateExternalUserIdAndUsername?userId='cgrant'&amp;locale='en_US'">https://&lt;api-server&gt;/odata/v2/validateExternalUserIdAndUsername?userId='cgrant'&amp;locale='en_US'</a>

#### Response

```

{
  "d": {
    "ValidateExternalUserIdAndUsernameResponse": {
      "result": "The validation is ok.",
      "status": "0",
      "userId": "cgrant"
    }
  }
}

```

## Related Information

[ExternalUser](#) [page 466]

### 9.1.14.4.3.3 validateExternalUserPassword

You can use this function import to check if the password for the external user is valid.

#### Parameters

Parameter	Type	Required?	Value
locale	String	No	Value of the locale
userId	String	No	Value of the user ID
password	String	Yes	Value of the password

#### Use Case: Check If Password for External User is Valid

This example shows how to check if the password for the external user is valid. Locale is used by the message in the response.

#### Request

HTTP Method	GET
URI	<code>https://&lt;api-server&gt;/odata/v2/ validateExternalUserPassword? userId='cgrant' &amp;password='pwd'</code>

#### Response

```
{
  "d": {
    "ValidateExternalUserPasswordResponse": {
      "errorMessage": null,
      "passwordHash": "cAzhQG9+JtI9r3kbja5EKvZIBWr0+GsnMo8Pa4422BE=\r\n",
      "passwordSalt": "VlkUejs/olaEsurzOXluUBIEIkyt6cRgHWatWmxsFN4=\r\n",
      "status": "0"
    }
  }
}
```

## 9.1.14.4.4 Error Codes for Learning and Onboarding User Entities

A list of error codes for Learning and Onboarding API responses.

Error Code	Error Message	Description
1	An error has occurred, please contact the system administrator.	General OData error.
2	The User Id you provided is already in use. Please select another User Id.	Choose a different user ID.
3	The User Name you provided is already in use. Please select another User Name.	Choose a different user name.
4	Please provide a User Id.	Provide a user ID.
5	Please provide a User Name.	Provide a user name.
6	The User Id you provided is not valid. Please use the following character types: ['a' to 'z', 'A' to 'Z', '0' to '9', '-', '_', '.', '@'].	Provide the user ID in the correct format.
7	The User Name you provided is not valid. Please use the following character types: ['a' to 'z', 'A' to 'Z', '0' to '9', '-', '_', '.', '@'].	Provide the user name in the correct format.
8	Your password does not meet the password requirements. The requirements are: <ul style="list-style-type: none"> <li>• Passwords must be from 2 to 18 characters long.</li> <li>• Passwords are case sensitive.</li> <li>• They are not required to be mixed case.</li> <li>• Passwords do not have any character-type restrictions.</li> <li>• Passwords may contain any combination of letters and digits.</li> </ul>	Use the correct password format.
10	An error has occurred, please contact the system administrator.	External learning feature is disabled. Contact your system administrator to enable the feature.
12		You can't use the ExternalLearner API to update an internal user.
13		User status is invalid. Use status <b>e</b> (active) or <b>d</b> (inactive).
16	An error has occurred, please contact the system administrator.	Picklist ecEmailType is not configured.
17		Picklist ecPhoneType is not configured.
18		Picklist addressType is not configured.

Error Code	Error Message	Description
19		Requested options are not in picklist ecE-mailType.
20		Requested options are not in picklist ec-PhoneType.
21		Requested options are not in picklist addressType
22	<p>Your password does not meet the password requirements. The requirements are:</p> <ul style="list-style-type: none"> <li>• Passwords must be from 2 to 18 characters long.</li> <li>• Passwords are case sensitive.</li> <li>• They are not required to be mixed case.</li> <li>• Passwords do not have any character-type restrictions.</li> <li>• Passwords may contain any combination of letters and digits.</li> </ul>	Missing password.
23	An error has occurred, please contact the system administrator.	<p>Invalid product name.</p> <p>For Learning users, enter <b>LMS</b>.</p> <p>For Onboarding users, enter <b>ONB</b>.</p>
24		You can't change the product name of a user.
25	Please select Country/Region in addresses.	Missing country value.
26	An error has occurred, please contact the system administrator.	PersonId cannot be changed.
27		PersonIdExternal cannot be changed.
28		PersonGUID cannot be changed.
29	No optionId was found for given external code ( <b>code</b> ) in learningSourceChannel picklist.	You have entered an invalid value for <b>&lt;sourceChannel&gt;</b> field. Check the learningSourceChannel picklist options and make sure the value is valid.
30	More than one optionIds were found for given external code ( <b>code</b> ) in learning-SourceChannel picklist.	Change the learningSourceChannel picklist so that the option ID value is unique.

Parent topic: [Learning and Onboarding Users \[page 450\]](#)



## Related Information

[ExternalLearner \[page 452\]](#)

[ExternalUser \[page 466\]](#)

[Function Imports \[page 476\]](#)

### 9.1.15 Function Imports for Common Entities

A list of function imports for common entities.

[checkUserPermissions \[page 482\]](#)

You can use this function import to check a user's permissions as defined in Role-Based Permissions, such as permissions to log in and change the password.

[convertAssignmentIdExternal \[page 484\]](#)

You can use the `convertAssignmentIdExternal` function import to change the assignment ID of a user. An assignment ID is an identifier assigned to the work relationship between a person and the company. The relationship could be an employment relationship, contingent relationship, pensioner relationship, intern, global assignment, or others.

[getExtEventMetaDataDefinition \[page 486\]](#)

You can use this function import to retrieve Intelligent Services metadata definition for externally allowed events.

[getPasswordPolicy \[page 488\]](#)

You can use this function import to retrieve the password policy defined in SAP SuccessFactors HCM suite.

[getSPMetadata \[page 490\]](#)

You can use this function import to generate the SAML2 SP metadata. This metadata can be used for IAS integrations (SAP Identity Authentication Service) and the new SSO in the Admin Center.

[getSFIDPCertType \[page 491\]](#)

You can use this function import to check the SAP SuccessFactors certificate signing type (either SHA-1 or SHA-2) being used for Identity Authentication and Identity Provisioning through SAP Cloud Identity Services.

[updateSFIDPCertType \[page 494\]](#)

You can use this function import to update the SAP SuccessFactors certificate signing type (from SHA-1 to SHA-2) used for Identity Authentication and Identity Provisioning through SAP Cloud Identity Services.

## 9.1.15.1 checkUserPermissions

You can use this function import to check a user's permissions as defined in Role-Based Permissions, such as permissions to log in and change the password.

### Supported Operations

HTTP Method: POST

Return Type: string

Support Payload: true

### Use Case: Check a User's Permission Information

You specify a user and the permissions in the request payload to query whether the permissions are granted to the user.

#### Request

HTTP Method	POST
URI	<code>https://&lt;api-server&gt;/odata/v2/ checkUserPermissions</code>

## Payload

```
{
  "username": "",
  "email": "",
  "userid": "sfadmin",
  "permissions": [
    {
      "type": "user",
      "string_value":
"user_login",
      "long_value": -1
    },
    {
      "type": "calibration_admin",
      "string_value":
"calibration_templates_admin",
      "long_value": 1
    }
  ]
}
```

The function import uses username, email, and user ID to identify a user. Provide at least one of them in the request payload. In case an email is mapped to multiple users, permission check result for all users will be returned.

Under the permissions section, pass the permission type, string value, and long value of the permission for checking. Always group permissions in brackets even if there is only one item.

---

## Response

In this example, only one permission is returned in the response, which means the user does not have the admin access to Calibration templates.

```
{
  "d": {
    "checkUserPermissions": "{ \"email\": \"\", \"permissions\": [ { \"type\": \"user\", \"string_value\": \"user_login\", \"long_value\": -1 } ], \"username\": \"\", \"userid\": \"sfadmin\" }"
  }
}
```

Parent topic: [Function Imports for Common Entities \[page 481\]](#)

## Related Information

[convertAssignmentIdExternal \[page 484\]](#)  
[getExtEventMetaDataDefinition \[page 486\]](#)  
[getPasswordPolicy \[page 488\]](#)  
[getSPMetadata \[page 490\]](#)  
[getSFIDPCertType \[page 491\]](#)  
[updateSFIDPCertType \[page 494\]](#)

## 9.1.15.2 convertAssignmentIdExternal

You can use the `convertAssignmentIdExternal` function import to change the assignment ID of a user. An assignment ID is an identifier assigned to the work relationship between a person and the company. The relationship could be an employment relationship, contingent relationship, pensioner relationship, intern, global assignment, or others.

### ⚠ Caution

Not every SAP SuccessFactors area supports assignment ID. Before you change an assignment ID, read the [Important Notes About Assignment ID](#) to evaluate the risks associated with the inconsistencies. If assignment ID is not supported in the SAP SuccessFactors areas you've enabled, please don't make any changes to assignment ID at this time.

### ℹ Note

You can use the `$batch` operation to change assignment IDs of multiple users in one request. The maximum number of entries allowed in a batch request is 180. For more information, see [OData \\$Batch Operation](#).

## Permissions

► [Manage User](#) ► [Change Assignment ID](#) ►

## Supported Operations

HTTP Method: GET

Return Type: string

Support Payload (`sap:support-payload`): false

## Parameters

Parameter	Type	Required/Optional	Value
<code>oldAssignmentIdExternal</code>	String	Required	Value of the old assignment ID
<code>newAssignmentIdExternal</code>	String	Required	Value of the new assignment ID

## Use Case: Change the Assignment ID of a Single User

This example shows how to change the assignment ID of a single user.

### Request

HTTP Method	GET
URI	<code>https://&lt;API-Server&gt;/odata/v2/convertAssignmentIdExternal?oldAssignmentIdExternal='abc123'&amp;newAssignmentIdExternal='xyz456'</code>

### Response

```
{
  "d": {
    "convertAssignmentIdExternal": "xyz456"
  }
}
```

### Error Codes

HTTP Code	Code	Message	Solution
400	COE_GEN- ERAL_FORBIDDEN	[COE0020] The 'Change Assignment ID' role-based permission is required.	Grant user the <a href="#">Change Assignment ID</a> permission in RBP.
400	COE_FUNC- TION_IMPORT_PA- RAMETER_MISSING	[COE0042]Parameter old-AssignmentIdExternal is missing. Please check required parameters in Admin Center > OData API Data Dictionary and add the required parameters in API request.	Add the required parameter and value.
400	COE_GEN- ERAL_BAD_RE- QUEST	[COE0018]We cannot find the user (old).	Check if the old assignment ID exists in the company.
400	COE_GEN- ERAL_BAD_RE- QUEST	[COE0018]The new ID (new) has already been used.	Set a new assignment ID.
400	COE_GEN- ERAL_BAD_RE- QUEST	[COE0018]The user (old) is not in the target population of the 'Change Assignment ID' permission that you have.	Set a proper target population for permission <a href="#">Change Assignment ID</a> in RBP.

HTTP Code	Code	Message	Solution
400	COE_GEN- ERAL_BAD_RE- QUEST	[COE0018]Failed to update the ID (old).	Unknown exceptions. Contact your system admin for help.

Parent topic: [Function Imports for Common Entities \[page 481\]](#)

## Related Information

[checkUserPermissions \[page 482\]](#)

[getExtEventMetaDataDefinition \[page 486\]](#)

[getPasswordPolicy \[page 488\]](#)

[getSPMetadata \[page 490\]](#)

[getSFIDPCertType \[page 491\]](#)

[updateSFIDPCertType \[page 494\]](#)

[Using Assignment ID in Employee Central Integration with SAP ERP HCM](#)

### 9.1.15.3 getExtEventMetaDataDefinition

You can use this function import to retrieve Intelligent Services metadata definition for externally allowed events.

## Supported Operations

HTTP Method: GET

Return Type: SEFExtEventMetaDataList

Support Payload (`sap:support-payload`): false

Parameters

Parameter	Type	Required/Optional	Value
event	String	Required	Value of the event
topic	String	Optional	Value of the topic

## Use Case: Retrieve All the Event Metadata Definitions for the Event Absence

This example shows how to retrieve all the event metadata definitions for the event Absence.

## Request

HTTP Method	GET
URI	https://<api-server>/odata/v2/ getExtEventMetaDataDefinition? event=Absence

## Response

```
{
  "d": {
    "SEFExtEventMetaDataList": {
      "data": {
        "results": [{
          "description": "This is a general absence event for a worker,
which is raised for any type of absence, accrued and non-accrued.",
          "effectiveDated": false,
          "entity": "EmployeeTime",
          "entityKeys": {
            "results": [{
              "description": null,
              "descriptionMessageKey": null,
              "name": "externalCode",
              "type": "STRING"
            }, {
              "description": null,
              "descriptionMessageKey": null,
              "name": "startDate ",
              "type": "DATE"
            }
          ]
        }, {
          "name": "Employee Time Off",
          "params": {
            "results": [{
              "description": null,
              "descriptionMessageKey": null,
              "hasValueAlways": false,
              "name": "userId",
              "type": "STRING"
            }, {
              "description": null,
              "descriptionMessageKey": null,
              "hasValueAlways": false,
              "name": "personIdExternal",
              "type": "STRING"
            }, {
              "description": null,
              "descriptionMessageKey": null,
              "hasValueAlways": false,
              "name": "perPersonUuid",
              "type": "STRING"
            }
          ]
        }, {
          "publisher": "Employee Central",
          "topic": "com.successfactors.Employment.EmployeeTime.Absence",
          "type": "Absence"
        }
      ]
    },
    "status": "SEF_STATUS_OK",
    "statusMsg": "OK"
  }
}
```

## Error Codes

Error Code	Description
SEF_STATUS_ERROR_ENCOUNTERED	Error with the query
SEF_STATUS_NO_FEATURE	Intelligent Services event feature is not enabled
SEF_STATUS_NO_PERMISSION	No permission to query

Parent topic: [Function Imports for Common Entities \[page 481\]](#)

## Related Information

[checkUserPermissions \[page 482\]](#)

[convertAssignmentIdExternal \[page 484\]](#)

[getPasswordPolicy \[page 488\]](#)

[getSPMetadata \[page 490\]](#)

[getSFIDPCertType \[page 491\]](#)

[updateSFIDPCertType \[page 494\]](#)

### 9.1.15.4 getPasswordPolicy

You can use this function import to retrieve the password policy defined in SAP SuccessFactors HCM suite.

## Supported Operations

HTTP Method: GET

Return Type: collection(GetBizXActionResponse)

Support Payload (`sap:support-payload`): false



## Parameters

Parameter	Type	Required/Optional	Value
locale	String	Required	Value of the locale

## Use Case: Retrieve the Password Policy in en\_US Locale

This example shows how to retrieve the password policy defined in SAP SuccessFactors HCM suite in en\_US locale.

### Request

HTTP Method	GET
URI	<code>https://&lt;api-server&gt;/odata/v2/getPasswordPolicy?locale='en_US'</code>

### Reponse

```
{
  "d": {
    "getPasswordPolicy": "The requirements are: \n Passwords must be from 2 to
18 characters long.\n Passwords are case sensitive.\n They are not required to be
mixed case.\n Passwords do not have any character-type restrictions.\n Passwords
may contain any combination of letters and digits.\n "
  }
}
```

Parent topic: [Function Imports for Common Entities \[page 481\]](#)

## Related Information

[checkUserPermissions \[page 482\]](#)  
[convertAssignmentIdExternal \[page 484\]](#)  
[getExtEventMetaDataDefinition \[page 486\]](#)  
[getSPMetadata \[page 490\]](#)  
[getSFIDPCertType \[page 491\]](#)  
[updateSFIDPCertType \[page 494\]](#)

## 9.1.15.5 getSPMetadata

You can use this function import to generate the SAML2 SP metadata. This metadata can be used for IAS integrations (SAP Identity Authentication Service) and the new SSO in the Admin Center.

### Supported Operations

HTTP Method: GET

Return Type: SPMetadataGenerator

Support Payload (`sap: support-payload`): false

### Parameters

Parameter	Type	Required/Optional	Value
companyId	String	Required	Value of the company ID
dcDomain	String	Required	Value of the data center domain

### Use Case: Retrieve SAML SP Metadata

This example shows how to retrieve SAML SP metadata.

#### Request

HTTP Method	GET
URI	<code>https://&lt;api-server&gt;/odata/v2/getSPMetadata?companyId=CDC84&amp;dcDomain='https://&lt;domain-name&gt;'&amp;\$format=json</code>

#### Response

```
{
  "d": {
    "SPMetadataGenerator": {
      "errorMessage": null,
      "result": "<?xml version='1.0' encoding='UTF-8'?><md:EntityDescriptor
xmlns:md='urn:oasis:names:tc:SAML:2.0:metadata' xmlns:ds='http://www.w3.org/
2000/09/xmldsig#' xmlns:saml='urn:oasis:names:tc:SAML:2.0:assertion'
entityID='https://<api-server>/CDC84'><md:SPSSODescriptor
AuthnRequestsSigned='true'
protocolSupportEnumeration='urn:oasis:names:tc:SAML:2.0:protocol'><md:KeyDescripto
```

```

r><ds:KeyInfo><ds:X509Data><ds:X509Certificate>MIICHDCCAYWgAwIBAgIGAR+Hs1jOMA0GCSqGS
Ib3DQEBBQUAMCoxEzARBgNVBAoMCmtleWlhbWFnZXIxEzARBgNVBAsMCm9pb3NhbWwtc3AwHhcNMDkwMjE4M
DQ0NDUxwWhcNMTkwMjE4MDQ0NDUxwWjA1MR4wHAYDVQQDEBodHRwOi8vc2Ftbc5sb2NhbGhvc3QxEzARBgNVB
AsMCm9pb3NhbWwtc3AwZz8wDQYJKoZIhvcNAQEBBQADgY0AMIGJAoGBAIG6kPwVL+/
vi4Hj+kpFmFiY1lGEsBuEhZHa+pAAyV1YLHQXz03wsEfK40lfk5iFZyzLVyWbP4uE42Y17AgRZXKwLFHFhGy
jCQ7PNb9zU6bJ5200BQdTc5LcTLBVQua/s8pzj4A2kEjXOA/
jAEMYARIkiXvHL+JECyUEhY5zbEPK7AgMBAAGjQjBAMB0GA1UdDgQWBQBhBCTykP1owUfT8/
CPliX9+a1ajAfBgNVHSMEGDAWgBQBhBCTykP1owUfT8/
CPliX9+a1ajANBgkqhkiG9w0BAQUFAAOBgQA3ptLqPdXQTBZl66vehWiwghn4Y8ZOWh2skSrKft5e5xgaIw1
p54gVAuBEUpzG1hc7upQyBc8ih8s3RhDjg6cz/oRsSxmsI7Nc67fymg4C/
nTkgfuGYTJve2sQhOXqDGerrezogCgNF2gasOMPZ9Vu1NDfhn39JAW4QAImQ8cRjg==</
ds:X509Certificate></ds:X509Data></ds:KeyInfo></
md:KeyDescriptor><md:SingleLogoutService
Binding="\urn:oasis:names:tc:SAML:2.0:bindings:HTTP-Redirect\"
ResponseLocation="\https://<api-server>/saml2/LogoutServiceHTTPRedirectResponse?
company=CDC84\"/><md:AssertionConsumerService
Binding="\urn:oasis:names:tc:SAML:2.0:bindings:HTTP-POST\" Location="\https://<api-
server>/saml2/SAMLAssertionConsumer?company=CDC84\" index=\"0\"/></
md:SPSSODescriptor><md:Organization><md:OrganizationName
xml:lang=\"en\">SuccessFactors</md:OrganizationName><md:OrganizationURL
xml:lang=\"en\">https://www.successfactors.com</md:OrganizationURL></
md:Organization></md:EntityDescriptor>\",
  "status": "Success"
}
}
}

```

Parent topic: [Function Imports for Common Entities \[page 481\]](#)

## Related Information

- [checkUserPermissions \[page 482\]](#)
- [convertAssignmentIdExternal \[page 484\]](#)
- [getExtEventMetaDataDefinition \[page 486\]](#)
- [getPasswordPolicy \[page 488\]](#)
- [getSFIDPCertType \[page 491\]](#)
- [updateSFIDPCertType \[page 494\]](#)

### 9.1.15.6 getSFIDPCertType

You can use this function import to check the SAP SuccessFactors certificate signing type (either SHA-1 or SHA-2) being used for Identity Authentication and Identity Provisioning through SAP Cloud Identity Services.

## Permissions

- ▶ [Manage Integration Tools](#) ▶ [OData API SAML2 Setting](#) ▶

## Supported Operations

HTTP Method: GET

Return Type: String

Support Payload: false

## Parameters

Parameter	Data Type	Required/Optional	Description
acsurl	String Not null or empty	Required	Assertion Consumer Service URL. This is the url of SAP SuccessFactors IDP login response sent to the module as the Service Provider (SP). Use single quotes to mark the acsurl value.

## Use Case: Retrieve SuccessFactors IDP Certification Type

This example shows how to retrieve SAP SuccessFactors Identity Provider (IDP) signing certificate type. (Both JSON and Atom formats are included below.)

### Request

HTTP Method	GET
URI	<code>https://&lt;api-server&gt;/odata/v2/getSFIDPCertType?acsurl='assertion_consumer_service_url'</code>

### Response

Two types of response (Success and Failed) for this JSON request: `https://<api-server>/odata/v2/getSFIDPCertType?acsurl='https://<your_sample_url>.com'&format=json`

```
{
  "d": {
    "getSFIDPCertType": {
      "errorMessage": null,
      "result": {acsurl:"https://<your_sample_url>.com", certType:"sha2",
module:"lms"},
      "status": "Success"
    }
  }
}
```

```
{
  "d": {
```

```

    "getSFIDPCertType": {
      "errorMessage": "Invalid acsurl",
      "result": null,
      "status": "Failed"
    }
  }
}

```

## Response

Two types of response (Success and Failed) for this Atom request: `https://<api-server>/odata/v2/getSFIDPCertType?acsurl='https://<your_sample_url>.com'&$format=atom`

```

<?xml version="1.0" encoding="utf-8"?>
<d:getSFIDPCertType m:type="SFOData.getSFIDPCertType"
xmlns:d="http://schemas.microsoft.com/ado/2007/08/dataservices" xmlns:m="http://
schemas.microsoft.com/ado/2007/08/dataservices/metadata">
  <d:errorMessage m:null="true"/>
  <d:result>{"acsurl":"https://
<your_sample_url>.com", "certType":"sha1", "module":"lms"}</d:result>
  <d:status>Success</d:status>
</d:getSFIDPCertType>

```

```

<?xml version="1.0" encoding="utf-8"?>
<d:getSFIDPCertType m:type="SFOData.getSFIDPCertType"
xmlns:d="http://schemas.microsoft.com/ado/2007/08/dataservices" xmlns:m="http://
schemas.microsoft.com/ado/2007/08/dataservices/metadata">
  <d:errorMessage>Invalid acsurl</d:errorMessage>
  <d:result m:null="true"/>
  <d:status>Failed</d:status>
</d:getSFIDPCertType>

```

## Error Codes

Error Code	Description
acsurl cannot be null or empty	The acsurl cannot be null or empty for this GET API call.
invalid acsurl	SuccessFactors cannot find this acs url in the instance provisioning: Authorized Service Provider (SP) Assertion Consumer Service Settings.
dup acsurl	There are multiple acsurl configurations in Provisioning: Authorized Service Provider (SP) Assertion Consumer Service Settings.  Please correct the configuration in Provisioning.

**→ Remember**

As a customer, you don't have access to Provisioning. To complete tasks in Provisioning, contact your implementation partner or Account Executive. For any non-implementation tasks, contact Product Support.

Parent topic: [Function Imports for Common Entities \[page 481\]](#)

## Related Information

[checkUserPermissions \[page 482\]](#)

[convertAssignmentIdExternal \[page 484\]](#)

[getExtEventMetaDataDefinition \[page 486\]](#)

[getPasswordPolicy \[page 488\]](#)

[getSPMetadata \[page 490\]](#)

[updateSFIDPCertType \[page 494\]](#)

## 9.1.15.7 updateSFIDPCertType

You can use this function import to update the SAP SuccessFactors certificate signing type (from SHA-1 to SHA-2) used for Identity Authentication and Identity Provisioning through SAP Cloud Identity Services.

## Permissions

- [Manage Integration Tools](#) > [OData API SAML2 Setting](#)

## Supported Operations

HTTP Method: POST

Return Type: String

Support Payload: true

## Parameters

Parameter	Data Type	Required/Optional	Description
acsurl	String Not null or empty	Required	Assertion Consumer Service URL. This is the url of SAP SuccessFactors IDP login response sent to the module as the Service Provider (SP). Use single quotes to mark the acsurl value.
module	String Not null or empty	Required	The module or application name. Refer to the Application Names and Keys table below to identify your module's parameter value.  Contact the SSO Engineering team if your module is not listed in the table below.
certType	String Not null or empty	Required	Please use "sha2" as the value for the sha2 certificate migration process.

### Application Names and Keys

Application Name (Label in the UI)	Application Name (Key)
Learning	lms
Work Zone	workzone
Jam Collaboration	jam
SAP Cloud Platform Application	hcp
Workforce Analytics	wfa
Workforce Planning	wfp
EC Payroll	ecpayroll
SAP Analytics Cloud	sac
Fieldglass	fieldglass
Onboarding 1.0	onb
Recruiting Posting	rp
DocuSign	docusign
Workforce Software	workforce

Application Name (Label in the UI)	Application Name (Key)
Benefitfocus	benefitfocus
OpenText	opentext
Skillssoft	skillssoft
Kronos	kronos
BSI Tax Factory	bsi
Other Application	other

## Use Case: Update SuccessFactors IDP Certification Type

This example shows how to update SAP SuccessFactors Identity Provider (IDP) signing certificate type.

### Request

HTTP Method	POST
URI	https://<api-server>/odata/v2/updateSFIDPCertType
Payload	<pre>{ "acsurl": "https://&lt;your_sample_url&gt;.com",   "module": "&lt;your_application_name_key_from_the_table_above.&gt;",   "certType": "sha2" }</pre>

### Response

<pre>{   "d": {     "updateSFIDPCertType": {       "errorMessage": null,       "status": "Success"     }   } }</pre>
<pre>{   "d": {     "updateSFIDPCertType": {       "errorMessage": "Invalid module name",       "status": "Failed"     }   } }</pre>



## Error Codes

Error Code	Description
required parameters cannot be null or empty	The acsurl and module parameters cannot be null or empty for the UPDATE API call.
invalid acsurl	SuccessFactors cannot find this acs url in the instance Provisioning: Authorized Service Provider (SP) Assertion Consumer Service Settings.
dup acsurl	<p>There are multiple acsurl configurations in Provisioning: Authorized Service Provider (SP) Assertion Consumer Service Settings.</p> <p>Please correct the configuration in Provisioning.</p> <div style="border: 1px solid #ccc; background-color: #f9f9f9; padding: 10px;"><p><b>→ Remember</b></p><p>As a customer, you don't have access to Provisioning. To complete tasks in Provisioning, contact your implementation partner or Account Executive. For any non-implementation tasks, contact Product Support.</p></div>
Invalid module name	Invalid module name. Please use module name in Application Names and Keys table above.
Invalid cert type	Certificate type should be sha1 or sha2.

**Parent topic:** [Function Imports for Common Entities \[page 481\]](#)

## Related Information

[checkUserPermissions \[page 482\]](#)  
[convertAssignmentIdExternal \[page 484\]](#)  
[getExtEventMetaDataDefinition \[page 486\]](#)  
[getPasswordPolicy \[page 488\]](#)  
[getSPMetadata \[page 490\]](#)  
[getSFIDPCertType \[page 491\]](#)

## 9.2 Calibration

### 9.2.1 CalibrationTemplate

The CalibrationTemplate entity is used to get basic information from calibration template table.

#### Supported Operations

Operation	Description
Query	Query basic information from calibration template table.

#### Properties and Navigation Properties

This section lists only the properties and navigation properties that require special business logic, permission, or other additional information. For more information, refer to the API dictionary in [Admin Center](#) [API Center](#) [OData API Data Dictionary](#) or the API metadata using query: `https://<api-server>/odata/v2/<Entity>/$metadata`.

#### Use Case: Query an executiveReviewList using calibration template ID

This example shows how to query an executive review list by using calibration template ID.

##### Request

Operation	Query
HTTP Method	GET
URI	<code>https://&lt;api-server&gt;/odata/v2/CalibrationTemplate(3261)?\$format=json&amp;\$expand=executiveReviewerList</code>

##### Response

The response shows the executive review list of the calibration template with ID 3261.

```
{
  "d": {
    "__metadata": {
      "uri": "https://<api-server>/odata/v2/CalibrationTemplate(3261L)",
      "type": "SFOData.CalibrationTemplate"
    }
  },
}
```

```

"templateId": "3261",
"startDate": "/Date(1476748800000)/",
"createdBy": "admin",
"status": 1,
"lastModifiedBy": "admin",
"createdDateTime": "/Date(1476760756000+0000)/",
"endDate": "/Date(1477872000000)/",
"lastModifiedDateTime": "/Date(1478515304000+0000)/",
"templateName": "B1611 C Step",
"executiveReviewerList": {
  "results": [
    {
      "__metadata": {
        "uri": "https://<api-server>/odata/v2/User('mmmm')",
        "type": "SFOData.User"
      },
      "userId": "mmmm",
      "custom02": null,
      "businessPhone": "650 645 2000",
      "custom01": null,
      "custom04": null,
      "custom03": null,
      "location": "Denver, CO",
      "custom06": null,
      "custom05": null,
      "custom08": null,
      "empId": "3000",
      "custom07": null,
      "custom09": null,
      "lastModifiedDateTime": "/Date(1454314831000+0000)/",
      "reviewFreq": null,
      "city": "Chicago",
      "riskOfLoss": null,
      "username": "mmaloney",
      "zipCode": "60613",
      "gender": "M",
      "talentPool": null,
      "lastName": "Maloney",
      "reasonForLeaving": null,
      "fax": null,
      "status": "t",
      "hireDate": "/Date(418953600000)/",
      "sciLastModified": null,
      "addressLine2": null,
      "addressLine1": "1060 San Mateo, CA Addison Street",
      "lastModifiedWithTZ": "/Date(1454314831000+0000)/",
      "country": "USA",
      "email": "lorna.yang@sap.com",
      "jobCode": "HR-MGR",
      "defaultFullName": "Mike Maloney",
      "totalTeamSize": "0",
      "defaultLocale": "en_US",
      "benchStrength": null,
      "department": "Talent Management",
      "state": "IL",
      "timeZone": "CST",
      "title": "Benefits Specialist",
      "division": "ACE Enterprises",
      "firstName": "Mike",
      "lastReviewDate": null,
      "mi": null,
      "custom15": null,
      "impactOfLoss": null,
      "custom14": null,
      "custom13": null,
      "lastModified": "/Date(1454314831000)/",
      "custom12": null,
      "custom11": null,
    }
  ]
}

```

```

"custom10": null,
"directReports": {
  "__deferred": {
    "uri": "https://<api-server>/odata/v2/User('mmmm')/"
  }
},
"manager": {
  "__deferred": {
    "uri": "https://<api-server>/odata/v2/User('mmmm')/"
  }
},
"benchStrengthNav": {
  "__deferred": {
    "uri": "https://<api-server>/odata/v2/User('mmmm')/"
  }
},
"reasonForLeavingNav": {
  "__deferred": {
    "uri": "https://<api-server>/odata/v2/User('mmmm')/"
  }
},
"riskOfLossNav": {
  "__deferred": {
    "uri": "https://<api-server>/odata/v2/User('mmmm')/"
  }
},
"userIdOfTimeAccountSnapshotNav": {
  "__deferred": {
    "uri": "https://<api-server>/odata/v2/User('mmmm')/"
  }
},
"talentPoolNav": {
  "__deferred": {
    "uri": "https://<api-server>/odata/v2/User('mmmm')/"
  }
},
"secondManager": {
  "__deferred": {
    "uri": "https://<api-server>/odata/v2/User('mmmm')/"
  }
},
"userIdOfEmployeeTimeNav": {
  "__deferred": {
    "uri": "https://<api-server>/odata/v2/User('mmmm')/"
  }
},
"subjectUserIdOfAchievementSnapshotNav": {
  "__deferred": {
    "uri": "https://<api-server>/odata/v2/User('mmmm')/"
  }
},
"subjectUserIdOfOneOnOneMeetingNav": {
  "__deferred": {
    "uri": "https://<api-server>/odata/v2/User('mmmm')/"
  }
},
"ownerOfTalentPoolNav": {

```

```

        "__deferred": {
            "uri": "https://<api-server>/odata/v2/User('mmmm')/"
ownerOfTalentPoolNav"
        }
    },
    "hrReports": {
        "__deferred": {
            "uri": "https://<api-server>/odata/v2/User('mmmm')/"
hrReports"
        }
    },
    "supporterIdOfAchievementSupporterNav": {
        "__deferred": {
            "uri": "https://<api-server>/odata/v2/User('mmmm')/"
supporterIdOfAchievementSupporterNav"
        }
    },
    "subjectUserIdOfCoachingAdviceNav": {
        "__deferred": {
            "uri": "https://<api-server>/odata/v2/User('mmmm')/"
subjectUserIdOfCoachingAdviceNav"
        }
    },
    "userPermissionsNav": {
        "__deferred": {
            "uri": "https://<api-server>/odata/v2/User('mmmm')/"
userPermissionsNav"
        }
    },
    "userIdOfTemporaryTimeInformationNav": {
        "__deferred": {
            "uri": "https://<api-server>/odata/v2/User('mmmm')/"
userIdOfTemporaryTimeInformationNav"
        }
    },
    "subjectUserIdOfOtherTopicNav": {
        "__deferred": {
            "uri": "https://<api-server>/odata/v2/User('mmmm')/"
subjectUserIdOfOtherTopicNav"
        }
    },
    "userIdOfTimeAccountNav": {
        "__deferred": {
            "uri": "https://<api-server>/odata/v2/User('mmmm')/"
userIdOfTimeAccountNav"
        }
    },
    "impactOfLossNav": {
        "__deferred": {
            "uri": "https://<api-server>/odata/v2/User('mmmm')/"
impactOfLossNav"
        }
    },
    "hr": {
        "__deferred": {
            "uri": "https://<api-server>/odata/v2/User('mmmm')/hr"
        }
    },
    "secondReports": {
        "__deferred": {
            "uri": "https://<api-server>/odata/v2/User('mmmm')/"
secondReports"
        }
    },
    "requesterIdOfSupporterFeedbackNav": {
        "__deferred": {
            "uri": "https://<api-server>/odata/v2/User('mmmm')/"
requesterIdOfSupporterFeedbackNav"
        }
    }
}

```

```

    },
    "userIdOfEmployeeTimeGroupNav": {
      "__deferred": {
        "uri": "https://<api-server>/odata/v2/User('mmmm')/"
      }
    },
    "recipientIdOfSupporterFeedbackNav": {
      "__deferred": {
        "uri": "https://<api-server>/odata/v2/User('mmmm')/"
      }
    },
    "subjectUserIdOfActivityNav": {
      "__deferred": {
        "uri": "https://<api-server>/odata/v2/User('mmmm')/"
      }
    },
    "subjectUserIdOfAchievementNav": {
      "__deferred": {
        "uri": "https://<api-server>/odata/v2/User('mmmm')/"
      }
    },
    "completedByOfMeetingSnapshotNav": {
      "__deferred": {
        "uri": "https://<api-server>/odata/v2/User('mmmm')/"
      }
    },
    "subjectUserIdOfCoachingAdviceSnapshotNav": {
      "__deferred": {
        "uri": "https://<api-server>/odata/v2/User('mmmm')/"
      }
    },
    "incumbentOfPositionNav": {
      "__deferred": {
        "uri": "https://<api-server>/odata/v2/User('mmmm')/"
      }
    },
    "proxy": {
      "__deferred": {
        "uri": "https://<api-server>/odata/v2/User('mmmm')/"
      }
    },
    "matrixManager": {
      "__deferred": {
        "uri": "https://<api-server>/odata/v2/User('mmmm')/"
      }
    },
    "subjectUserIdOfActivitySnapshotNav": {
      "__deferred": {
        "uri": "https://<api-server>/odata/v2/User('mmmm')/"
      }
    },
    "nominationNav": {
      "__deferred": {
        "uri": "https://<api-server>/odata/v2/User('mmmm')/"
      }
    }
  },

```



## 9.2.2 CalibrationSession

The CalibrationSession Entity is used to get basic session information from calibration session table.

### Supported Operations

Operation	Description
Query	Query basic information from calibration session table.

### Properties and Navigation Properties

This section lists only the properties and navigation properties that require special business logic, permission, or other additional information. For more information, refer to the API dictionary in [Admin Center](#) [API Center](#) [OData API Data Dictionary](#) or the API metadata using query: `https://<api-server>/odata/v2/<Entity>/$metadata`.

### Use Case: Query session details and expand its calibration template using session ID

This example shows how to query session details and expand its calibration template by using session ID.

#### Request

Operation	Query
HTTP Method	GET
URI	<code>https://&lt;api-server&gt;/odata/v2/CalibrationSession(1081)?\$format=json&amp;\$expand=calTemplate</code>

#### Response

The response shows the details of session with ID 1081 and its calibration template.

```
{
  "d": {
    "__metadata": {
      "uri": "https://<api-server>/odata/v2/CalibrationSession(1081L)",
      "type": "SFOData.CalibrationSession"
    },
    "sessionId": "1081",
    "sessionDate": null,
    "sessionName": "PMT stack ranker",
  }
}
```



```

    "status": 1,
    "sessionLocation": null,
    "lastModifiedBy": "admin",
    "lastModifiedDate": "/Date(1477294252000+0000)/",
    "activationDate": null,
    "ownerList": {
      "__deferred": {
        "uri": "https://<api-server/odata/v2/CalibrationSession(1081L)/
ownerList"
      }
    },
    "participantList": {
      "__deferred": {
        "uri": "https://<api-server/odata/v2/CalibrationSession(1081L)/
participantList"
      }
    },
    "subjectList": {
      "__deferred": {
        "uri": "https://<api-server/odata/v2/CalibrationSession(1081L)/
subjectList"
      }
    },
    "calTemplate": {
      "__metadata": {
        "uri": "https://<api-server/odata/v2/CalibrationTemplate(541L)",
        "type": "SFOData.CalibrationTemplate"
      },
      "templateId": "541",
      "startDate": "/Date(1420070400000)/",
      "createdBy": "admin",
      "status": 1,
      "lastModifiedBy": null,
      "createdDateTime": "/Date(1421039999000+0000)/",
      "endDate": "/Date(1422662400000)/",
      "lastModifiedDate": "/Date(1472783398000+0000)/",
      "templateName": "PMT ranker",
      "executiveReviewerList": {
        "__deferred": {
          "uri": "https://<api-server/odata/v2/CalibrationTemplate(541L)/
executiveReviewerList"
        }
      },
      "facilitatorList": {
        "__deferred": {
          "uri": "https://<api-server/odata/v2/CalibrationSession(1081L)/
facilitatorList"
        }
      }
    }
  }
}

```

## Related Information

[SAP Business Accelerator Hub: CalibrationSession](#)

## 9.2.3 CalibrationSessionSubject

The CalibrationSessionSubject entity is used to get information about the subjects in a calibration session.

### Supported Operations

Operation	Description
Query	Query information about the subjects in a calibration session.

### Properties and Navigation Properties

This section lists only the properties and navigation properties that require special business logic, permission, or other additional information. For more information, refer to the API dictionary in [Admin Center](#) > [API Center](#) > [OData API Data Dictionary](#) or the API metadata using query: `https://<api-server>/odata/v2/<Entity>/$metadata`.

### Use Case: Query the details of subjects in a calibration session

This example shows how to query the details of subjects in a calibration session.

#### Request

Operation	Query
HTTP Method	GET
URI	<code>https://&lt;api-server&gt;/odata/v2/CalibrationSessionSubject(10236)?\$format=json</code>

#### Response

The response shows the details of subjects in a calibration session.

```
{
  "d": {
    "__metadata": {
      "uri": "https://<api-server>/odata/v2/CalibrationSessionSubject(10236L)",
      "type": "SFOData.CalibrationSessionSubject"
    },
    "sessionSubjectId": "10236",
    "authorizedBy": null,
    "pmFormOwnerId": null,
    "reasonId": null,
    "status": 0,
  }
}
```

```

    "calibratedFlag": false,
    "pmFolderMapId": null,
    "lastModifiedDate": "/Date(1470734402000+0000)/",
    "createdBy": "dcortez1",
    "pmFormDataId": null,
    "externalComments": null,
    "userId": "sagrawall",
    "createdDateTime": "/Date(1470734402000+0000)/",
    "lastModifiedBy": "dcortez1",
    "calSessionId": "5462",
    "commentList": {
      "__deferred": {
        "uri": "https://<api-server/odata/v2/CalibrationSessionSubject(10236L)/
commentList"
      }
    },
    "rankList": {
      "__deferred": {
        "uri": "https://<api-server/odata/v2/CalibrationSessionSubject(10236L)/
rankList"
      }
    },
    "pmRatingList": {
      "__deferred": {
        "uri": "https://<api-server/odata/v2/CalibrationSessionSubject(10236L)/
pmRatingList"
      }
    },
    "calSession": {
      "__deferred": {
        "uri": "https://<api-server/odata/v2/CalibrationSessionSubject(10236L)/
calSession"
      }
    }
  }
}

```

## Related Information

[SAP Business Accelerator Hub: CalibrationSessionSubject](#)

## 9.2.4 CalibrationSubjectRank

The CalibrationSubjectRank entity is used to get information about the subject rank in a calibration session.

## Supported Operations

Operation	Description
Query	Query information about the subject rank in a calibration session.

## Supported Operations

This section lists only the properties and navigation properties that require special business logic, permission, or other additional information. For more information, refer to the API dictionary in [Admin Center](#) [API Center](#) [OData API Data Dictionary](#) or the API metadata using query: `https://<api-server>/odata/v2/<Entity>/$metadata`.

## Use Case: Query the calibration subject rank from a calibration session

This example shows how to query the calibration subject rank from a calibration session.

### Request

Operation	Query
HTTP Method	GET
URI	<code>https://&lt;api-server&gt;/odata/v2/ CalibrationSubjectRank(102)?\$format=json</code>

### Response

The response shows the calibration subject rank from a calibration session.

```
{
  "d": {
    "__metadata": {
      "uri": "https://api-server/odata/v2/restricted/  
CalibrationSubjectRank(102L)",
      "type": "SFOData.CalibrationSubjectRank"
    },
    "subjectRankId": "102",
    "rank": 1,
    "dataType": 10,
    "ratingValue": "1",
    "calSessionSubject": {
      "__deferred": {
        "uri": "https://api-server/odata/v2/restricted/  
CalibrationSubjectRank(102L)/calSessionSubject"
      }
    }
  }
}
```

## Related Information

[SAP Business Accelerator Hub: CalibrationSubjectRank](#)

## 9.2.5 CalibrationSubjectComment

The `CalibrationSubjectComment` entity is used to get comments made for subjects in calibration sessions.

### Supported Operations

Query

#### Use Case 1: Query a single comment made for a calibration subject using comment ID

This example shows how to query a single comment made for a calibration subject using comment ID.

#### Request

Operation	Query
HTTP Method	GET
URI	<code>https://&lt;api-server&gt;/odata/v2/CalibrationSubjectComment(12)?\$format=json</code>

#### Response

```
"d": {
  "__metadata": {
    "uri": "https://api-server/odata/v2/CalibrationSubjectComment(12L)",
    "type": "SFOData.CalibrationSubjectComment"
  },
  "subjectCommentId": "12",
  "reason": "Balance",
  "authorizedBy": "null",
  "createdBy": "null",
  "reasonId": "3",
  "lastModifiedBy": null,
  "comment": "Good job!",
  "status": null,
  "calSessionSubject": {
    "__deferred": {
      "uri": "https://api-server/odata/v2/CalibrationSubjectComment(12L)/calSessionSubject"
    }
  }
}
```

## Use Case 2: Query all comments made for calibration subjects in a company

This example shows how to query all comments made for calibration subjects in a company.

### Request

Operation	Query
HTTP Method	GET
URI	https://<api-server>/odata/v2/CalibrationSubjectComment?\$format=json

### Response

```
{
  "d": {
    "results": [
      {
        "__metadata": {
          "uri": "https://<api-server>/odata/v2/CalibrationSubjectComment(4L)",
          "type": "SFOData.CalibrationSubjectComment"
        },
        "subjectCommentId": "4",
        "reason": "Flat Amount",
        "authorizedBy": "null",
        "createdBy": null,
        "reasonId": "4",
        "lastModifiedBy": null,
        "comment": "Keep Moving!",
        "status": null,
        "calSessionSubject": {
          "__deferred": {
            "uri": "https://<api-server>/odata/v2/CalibrationSubjectComment(4L)/calSessionSubject"
          }
        }
      },
      {
        "__metadata": {
          "uri": "https://<api-server>/odata/v2/CalibrationSubjectComment(5L)",
          "type": "SFOData.CalibrationSubjectComment"
        },
        "subjectCommentId": "5",
        "reason": "Percentage Amount",
        "authorizedBy": "null",
        "createdBy": null,
        "reasonId": "5",
        "lastModifiedBy": null,
        "comment": "Good job!",
        "status": null,
        "calSessionSubject": {
          "__deferred": {
            "uri": "https://<api-server>/odata/v2/CalibrationSubjectComment(5L)/calSessionSubject"
          }
        }
      }
    ]
  }
}
```

## 9.3 Compensation

### 9.3.1 Reward and Recognition

OData APIs from Reward and Recognition enable customers to build custom extensions on top of the standard SAP SuccessFactors Reward and Recognition application.

You can use the following Spot Awards OData APIs.

#### Note

There is a *Redemption* OData API for processing refunds issued by external partners for the Rewards and Recognition module. Because the *Redemption* API is an OData v4, rather than an OData v2 API, information is published on the [SAP Business Accelerator Hub](#).

#### [SpotAward \[page 512\]](#)

The `SpotAward` entity represents the Spot Awards object.

#### [SpotAwardProgram \[page 517\]](#)

This entity represents the Spot Award Program.

#### [SpotAwardProgramAdvancedSettings \[page 519\]](#)

The `SpotAwardProgramAdvancedSettings` entity represents advanced settings for a Spot Award program.

#### [SpotAwardCategory \[page 521\]](#)

The `SpotAwardCategory` entity represents each award category within a Spot Award program.

#### [SpotAwardLevel \[page 524\]](#)

The `SpotAwardLevel` entity represents each award level within a Spot Award Program.

#### [SpotAwardEligibilityRule \[page 526\]](#)

This `SpotAwardEligibilityRule` entity represents each eligibility rule within a Spot Award Program.

#### [SpotAwardGuidelinesRule \[page 528\]](#)

The `SpotAwardGuidelineRule` represents each guideline rule within a Spot Award Program.

#### [SpotAwardBudget \[page 530\]](#)

The `SpotAwardBudget` entity represents the budget details of a budget holder for a Spot Award Program.

#### [UserRewardInfo \[page 532\]](#)

`UserRewardInfo` retrieves the total available reward balance for the input user, localized to the employee's defined locale. External partners use this information for redemption purposes.

#### [SpotAwardRedemption \[page 535\]](#)

Use `SpotAwardRedemption` to post redemption transaction information for Flex Rewards.

`SpotAwardRedemption` deducts redeemed amount, updates the user's flex reward balance, and inserts the redemption transaction details. You can also retrieve redemption transaction details from a record.

## 9.3.1.1 SpotAward

The SpotAward entity represents the Spot Awards object.

### Permissions

Operation	Role	Required Role-based Permissions
When users query spot award objects	User	Enable View and Edit permissions from <a href="#">▶ Miscellaneous Permissions</a> > <a href="#">Spot Award</a> >
When users create spot award objects	User	Enable View and Edit permissions from <a href="#">▶ Miscellaneous Permissions</a> > <a href="#">Spot Award</a> >
When proxy users create spot awards for employees on behalf of nominators	Logged-in users	<a href="#">▶ Manage Spot Awards</a> > <a href="#">Manage Spot Award Program</a> > Enable edit permissions from <a href="#">▶ Miscellaneous Permissions</a> > <a href="#">Spot Award</a> >
	Nominators	The nominator should be assigned in the user's target population. Enable edit permissions from <a href="#">▶ Miscellaneous Permissions</a> > <a href="#">Spot Award</a> >

### Supported Operations

Operation	Description
Query	Query an Spot Awards object
Insert	Create a Spot Awards object



## Properties

You can get detailed information about the entity properties from the OData API dictionary or by exposing the entity metadata. To do this, use the following query `https://<hostname>/odata/v2/Entity('<YourEntity')?$format=json`

## Use Case 1: Query for SpotAward with the externalcode as 30785

### Request

Request Information

Operation	Query
HTTP Method	GET
URI	HTTPS://<api-server>/odata/v2/SpotAward('30785')?\$format=JSON

### Response

#### Sample Code

```
{
  "d": {
    "__metadata": {
      "uri": "https://<api-server>/odata/v2/SpotAward(30785L)",
      "type": "SFOData.SpotAward"
    },
    "externalCode": "30785",
    "commentForApprovers": null,
    "nominatorId": "cgrant1",
    "lastModifiedDateTime": "/Date(1520933522000+0000)/",
    "currency": "USD",
    "level": "30782",
    "userId": "mhoff1",
    "approvalStatus": "APPROVED",
    "spotAwardProgram": "30778",
    "commentForReceiver": "Congrats",
    "approvedDate": "/Date(1520933522000+0000)/",
    "awardAmount": "0",
    "category": "30780",
    "createdDateTime": "/Date(1520933522000+0000)/",
    "guidelineAmount": "0",
    "budgetHolderId": null,
    "nominatorIdNav": {
      "__deferred": {
        "uri": "https://<api-server>/odata/v2/SpotAward(30785L)/nominatorIdNav"
      }
    },
    "budgetHolderIdNav": {
      "__deferred": {
        "uri": "https://<api-server>/odata/v2/SpotAward(30785L)/budgetHolderIdNav"
      }
    },
    "categoryNav": {
      "__deferred": {
```

```

        "uri": "https://<api-server>/odata/v2/SpotAward(30785L)/
categoryNav"
    }
  },
  "levelNav": {
    "__deferred": {
      "uri": "https://<api-server>/odata/v2/SpotAward(30785L)/levelNav"
    }
  },
  "wfRequestNav": {
    "__deferred": {
      "uri": "https://<api-server>/odata/v2/SpotAward(30785L)/
wfRequestNav"
    }
  },
  "approvalStatusNav": {
    "__deferred": {
      "uri": "https://<api-server>/odata/v2/SpotAward(30785L)/
approvalStatusNav"
    }
  },
  "spotAwardProgramNav": {
    "__deferred": {
      "uri": "https://<api-server>/odata/v2/SpotAward(30785L)/
spotAwardProgramNav"
    }
  },
  "userIdNav": {
    "__deferred": {
      "uri": "https://<api-server>/odata/v2/SpotAward(30785L)/
userIdNav"
    }
  }
}

```

## Use Case: 2 Create a SpotAward for a SpotAwardProgram with id 30778

### Request

Request Information

Operation	Upsert
HTTP Method	POST
URI	https://<api-server>/odata/v2/upsert

<Payload>

#### Sample Code

```
[
  {
    "__metadata": {
      "uri": "SpotAward"
    },
    "awardAmount": 0,
    "guidelineAmount": 0,
    "category": "30780",
    "level": "30782",
    "commentForReceiver": "thank
you award!",
    "currency": "USD",
    "spotAwardProgram": "30778",
    "nominatorIdNav": {
      "__metadata": {
        "uri":
"User('cgrant1')"
      }
    },
    "userIdNav": {
      "__metadata": {
        "uri":
"User('vstokes1')"
      }
    },
    "budgetHolderIdNav": {
      "__metadata": {
        "uri":
"User('cgrant1')"
      }
    }
  }
]
```

#### Note

Editing a Spot Award objects is not supported.

### Use Case: 3 Create a SpotAward for Program Type Thank You

When you create spot award programs of type thank you, the following three fields should be maintained with the given values.

- awardAmount: 0
- guidelineAmount: 0
- currency: None

#### Note

The budgetHolderId field is not required.

## Request Information

Operation	Upsert
HTTP Method	POST
URI	https://<api-server>/odata/v2/upsert
Payload	

### Sample Code

```
[
  {
    "__metadata": {
      "uri": "SpotAward"
    },
    "awardAmount": 0,
    "guidelineAmount": 0,
    "category": "1",
    "level": "1",
    "commentForReceiver": "Congrats",
    "spotAwardProgram": "Thankyou",
    "currency": "None",
    "nominatorIdNav": {
      "__metadata": {
        "uri": "User('admin')"
      }
    },
    "userIdNav": {
      "__metadata": {
        "uri": "User('smormony1')"
      }
    }
  }
]
```

Parent topic: [Reward and Recognition \[page 511\]](#)

## Related Information

- [SpotAwardProgram \[page 517\]](#)
- [SpotAwardProgramAdvancedSettings \[page 519\]](#)
- [SpotAwardCategory \[page 521\]](#)
- [SpotAwardLevel \[page 524\]](#)
- [SpotAwardEligibilityRule \[page 526\]](#)
- [SpotAwardGuidelinesRule \[page 528\]](#)
- [SpotAwardBudget \[page 530\]](#)
- [UserRewardInfo \[page 532\]](#)
- [SpotAwardRedemption \[page 535\]](#)

## 9.3.1.2 SpotAwardProgram

This entity represents the Spot Award Program.

### Permissions

Permission System	Required Settings
Role based	Go to ► <a href="#">Miscellaneous Permissions</a> ► <a href="#">Spot Award Programme</a> ►, and select <a href="#">View</a> under <a href="#">Visibility</a> .
User based	None

### Supported Operations

Operation	Description
Query	Query for a SpotAwardProgram

### Properties

You can get detailed information about the entity properties from the OData API dictionary or by exposing the entity metadata. To do this, use the following query `https://<hostname>/odata/v2/Entity('<Your Entity')'?$format=json`

### Use Case: Querying a Spot Award Program

#### Request

Request Information

Operation	Query
HTTP Method	GET
URI	<code>http:// //&lt;api-server&gt;/odata/v2/SpotAwardPogram(30778)?\$format=json</code>

## Response

### Sample Code

```
{
  "d": {
    "__metadata": {
      "uri": "https://<api-server>/odata/v2/SpotAwardProgram(30778L)",
      "type": "SFOData.SpotAwardProgram"
    },
    "externalCode": "30778",
    "startDate": "/Date(1514764800000)/",
    "enabled": true,
    "functionalCurrency": "USD",
    "endDate": "/Date(1546214400000)/",
    "lastModifiedDate": "/Date(1520933357000+0000)/",
    "spotAwardProgramName": "TestNoBudNoOverride",
    "createdBy": "admin",
    "currencyConversionTable": "COMP_CURRENCY_CONVERSION",
    "createdDateTime": "/Date(1520933273000+0000)/",
    "lastModifiedBy": "admin",
    "wfRequestNav": {
      "__deferred": {
        "uri": "https://<api-server>/odata/v2/SpotAwardProgram(30778L)/
wfRequestNav"
      }
    },
    "advancedSettings": {
      "__deferred": {
        "uri": "https://<api-server>/odata/v2/SpotAwardProgram(30778L)/
advancedSettings"
      }
    },
    "guidelineRules": {
      "__deferred": {
        "uri": "https://<api-server>/odata/v2/SpotAwardProgram(30778L)/
guidelineRules"
      }
    },
    "spotAwardBudgets": {
      "__deferred": {
        "uri": "https://<api-server>/odata/v2/SpotAwardProgram(30778L)/
spotAwardBudgets"
      }
    },
    "levels": {
      "__deferred": {
        "uri": "https://<api-server>/odata/v2/SpotAwardProgram(30778L)/
levels"
      }
    },
    "categories": {
      "__deferred": {
        "uri": "https://<api-server>/odata/v2/SpotAwardProgram(30778L)/
categories"
      }
    },
    "eligRules": {
      "__deferred": {
        "uri": "https://<api-server>/odata/v2/SpotAwardProgram(30778L)/
eligRules"
      }
    }
  }
}
```

Parent topic: [Reward and Recognition \[page 511\]](#)

## Related Information

[SpotAward \[page 512\]](#)

[SpotAwardProgramAdvancedSettings \[page 519\]](#)

[SpotAwardCategory \[page 521\]](#)

[SpotAwardLevel \[page 524\]](#)

[SpotAwardEligibilityRule \[page 526\]](#)

[SpotAwardGuidelinesRule \[page 528\]](#)

[SpotAwardBudget \[page 530\]](#)

[UserRewardInfo \[page 532\]](#)

[SpotAwardRedemption \[page 535\]](#)

### 9.3.1.3 SpotAwardProgramAdvancedSettings

The SpotAwardProgramAdvancedSettings entity represents advanced settings for a Spot Award program.

## Permissions

Permission System	Required Settings
Role based	Go to <a href="#">Miscellaneous Permissions</a> > <a href="#">Spot Award Programme</a> > , and select <a href="#">View</a> under <a href="#">Visibility</a> .

## Supported Operations

Operation	Description
Query	Query for a Spot Award program advanced settings

## Properties

You can get detailed information about the entity properties from the OData API dictionary or by exposing the entity metadata. To do this, use the following query `https://<hostname>/odata/v2/Entity('<Your Entity')?$format=json`

## Use Case: Querying Spot Award Program Advanced Settings

### Request

Request Information

Operation	Query
HTTP Method	GET
URI	<code>https://&lt;api-server&gt;/odata/v2/SpotAwardProgramAdvancedSettings(SpotAwardProgram_externalCode=30778L,externalCode=30779L)?\$format=json</code>

### Response

#### Sample Code

```
{
  "d": {
    "__metadata": {
      "uri": "https://<api-server>/odata/v2/SpotAwardProgramAdvancedSettings(SpotAwardProgram_externalCode=30778L,externalCode=30779L)",
      "type": "SFOData.SpotAwardProgramAdvancedSettings"
    },
    "SpotAwardProgram_externalCode": "30778",
    "externalCode": "30779",
    "overrideGuidelineAmountMsg_zh_CN": null,
    "lastModifiedDate": "/Date(1520933273000+0000)/",
    "overrideGuidelineAmountMsg_en_SAP_SLS": null,
    "overrideGuidelineAmountMsg_fr_CA": null,
    "overrideGuidelineAmountMsg_ko_KR": null,
    "isBudgetAssociated": false,
    "overrideGuidelineAmountMsg_en_GB": null,
    "overrideGuidelineAmountMsg_ja_JP": null,
    "overrideGuidelineAmountMsg_pt_BR": null,
    "overrideGuidelineAmountMsg_localized": "Please provide reason",
    "overrideGuidelineAmountMsg_it_IT": null,
    "overrideGuidelineAmountMsg_nl_NL": null,
    "enableECIntegration": null,
    "overrideGuidelineAmountMsg_de_DE": null,
    "canOverrideGuidelineAmount": true,
    "overrideGuidelineAmountMsg_defaultValue": "Please provide reason",
    "overrideGuidelineAmountMsg_en_US": null,
    "createdBy": "admin",
    "overrideGuidelineAmountMsg_ru_RU": null,
    "overrideGuidelineAmountMsg_es_ES": null,
    "lastModifiedBy": "admin",
    "createdDateTime": "/Date(1520933273000+0000)/",
    "useECAsDataSource": false,
  }
}
```



```

    "overrideGuidelineAmountMsg_fr_FR": null,
    "overrideGuidelineAmountMsgTranslationTextNav": {
      "__deferred": {
        "uri": "https://<api-server>/odata/v2/SpotAwardProgramAdvancedSettings(SpotAwardProgram_externalCode=30778L,externalCode=30779L)/overrideGuidelineAmountMsgTranslationTextNav"
      }
    }
  }
}

```

Parent topic: [Reward and Recognition \[page 511\]](#)

## Related Information

[SpotAward \[page 512\]](#)

[SpotAwardProgram \[page 517\]](#)

[SpotAwardCategory \[page 521\]](#)

[SpotAwardLevel \[page 524\]](#)

[SpotAwardEligibilityRule \[page 526\]](#)

[SpotAwardGuidelinesRule \[page 528\]](#)

[SpotAwardBudget \[page 530\]](#)

[UserRewardInfo \[page 532\]](#)

[SpotAwardRedemption \[page 535\]](#)

### 9.3.1.4 SpotAwardCategory

The SpotAwardCategory entity represents each award category within a Spot Award program.

## Permissions

Permission System	Required Settings
Role based	Go to <a href="#">► Miscellaneous Permissions</a> <a href="#">► Spot Award Programme</a> <a href="#">►</a> , and select <i>View</i> under <i>Visibility</i> .

## Supported Operations

Operation	Description
Query	Query for a Spot Awards Category

## Properties

You can get detailed information about the entity properties from the OData API dictionary or by exposing the entity metadata. To do this, use the following query `https://<hostname>/odata/v2/Entity('<YourEntity')?$format=json`

## Use Case: Query for a Spot Awards Category

### Request

Request Information

Operation	Query
HTTP Method	GET
URI	<code>https://&lt;api-server&gt;/odata/v2/SpotAwardCategory(SpotAwardProgram_externalCode=30778L,externalCode=30780L)?\$format=json</code>

### Response

#### Sample Code

```
{
  "d": {
    "__metadata": {
      "uri": "https://<api-server>/odata/v2/SpotAwardCategory(SpotAwardProgram_externalCode=30778L,externalCode=30780L)",
      "type": "SFOData.SpotAwardCategory"
    },
    "SpotAwardProgram_externalCode": "30778",
    "externalCode": "30780",
    "description_it_IT": null,
    "description_defaultValue": "Category1",
    "title_localized": "C1",
    "description_de_DE": null,
    "description_fr_CA": null,
    "lastModifiedDateTime": "/Date(1520933313000+0000)/",
    "title_de_DE": null,
    "title_en_SAP_SLS": null,
    "title_it_IT": null,
    "description_es_ES": null,
    "title_fr_FR": null,
    "title_zh_CN": null,
  }
}
```

```

    "description_localized": "Category1",
    "title_pt_BR": null,
    "title_en_GB": null,
    "description_ko_KR": null,
    "mdfSystemRecordStatus": "N",
    "title_fr_CA": null,
    "title_en_US": null,
    "description_fr_FR": null,
    "description_en_GB": null,
    "description_en_US": null,
    "title_ko_KR": null,
    "description_ru_RU": null,
    "title_ru_RU": null,
    "description_en_SAP_SLS": null,
    "title_es_ES": null,
    "title_ja_JP": null,
    "createdBy": "admin",
    "description_nl_NL": null,
    "title_defaultValue": "C1",
    "description_pt_BR": null,
    "description_ja_JP": null,
    "createdDateTime": "/Date(1520933313000+0000)/",
    "lastModifiedBy": "admin",
    "title_nl_NL": null,
    "description_zh_CN": null,
    "titleTranslationTextNav": {
      "__deferred": {
        "uri": "https://<api-server>/odata/v2/
SpotAwardCategory(SpotAwardProgram_externalCode=30778L,externalCode=30780L)/
titleTranslationTextNav"
      }
    },
    "mdfSystemRecordStatusNav": {
      "__deferred": {
        "uri": "https://<api-server>/odata/v2/
SpotAwardCategory(SpotAwardProgram_externalCode=30778L,externalCode=30780L)/
mdfSystemRecordStatusNav"
      }
    },
    "descriptionTranslationTextNav": {
      "__deferred": {
        "uri": "https://<api-server>/odata/v2/
SpotAwardCategory(SpotAwardProgram_externalCode=30778L,externalCode=30780L)/
descriptionTranslationTextNav"
      }
    }
  }
}

```

Parent topic: [Reward and Recognition \[page 511\]](#)

## Related Information

[SpotAward \[page 512\]](#)

[SpotAwardProgram \[page 517\]](#)

[SpotAwardProgramAdvancedSettings \[page 519\]](#)

[SpotAwardLevel \[page 524\]](#)

[SpotAwardEligibilityRule \[page 526\]](#)

[SpotAwardGuidelinesRule \[page 528\]](#)

[SpotAwardBudget \[page 530\]](#)

[UserRewardInfo \[page 532\]](#)

[SpotAwardRedemption \[page 535\]](#)

## 9.3.1.5 SpotAwardLevel

The SpotAwardLevel entity represents each award level within a Spot Award Program.

### Permissions

Permission System	Required Settings
Role based	Go to <a href="#">▶ Miscellaneous Permissions</a> <a href="#">▶ Spot Award Programme</a> <a href="#">▶</a> , and select <i>View</i> under <i>Visibility</i> .

### Supported Operations

Operation	Description
Query	Query a Spot Award Level

### Properties

You can get detailed information about the entity properties from the OData API dictionary or by exposing the entity metadata. To do this, use the following query `https://<hostname>/odata/v2/Entity('<YourEntity')?$format=json`

### Use Case: Querying a Spot Award Level

#### Request

Request Information

Operation	Query
-----------	-------

HTTP Method

GET

URI

https://<api-server>/odata/v2/  
SpotAwardLevel(SpotAwardProgram\_externalCode=30778L,externalCode=30782L)?  
\$format=json

## Response

### Sample Code

```
{
  "d": {
    "__metadata": {
      "uri": "https://<api-server>/odata/v2/SpotAwardLevel(SpotAwardProgram_externalCode=30778L,externalCode=30782L)",
      "type": "SFOData.SpotAwardLevel"
    },
    "SpotAwardProgram_externalCode": "30778",
    "externalCode": "30782",
    "description_it_IT": null,
    "description_defaultValue": "Level1",
    "title_localized": "L1",
    "description_de_DE": null,
    "description_fr_CA": null,
    "lastModifiedDate": "/Date(1520933320000+0000)/",
    "title_de_DE": null,
    "title_en_SAP_SLS": null,
    "title_it_IT": null,
    "description_es_ES": null,
    "title_fr_FR": null,
    "title_zh_CN": null,
    "description_localized": "Level1",
    "title_pt_BR": null,
    "title_en_GB": null,
    "description_ko_KR": null,
    "title_fr_CA": null,
    "title_en_US": null,
    "description_fr_FR": null,
    "description_en_GB": null,
    "description_en_US": null,
    "title_ko_KR": null,
    "description_ru_RU": null,
    "title_ru_RU": null,
    "description_en_SAP_SLS": null,
    "title_es_ES": null,
    "title_ja_JP": null,
    "createdBy": "admin",
    "description_nl_NL": null,
    "title_defaultValue": "L1",
    "description_pt_BR": null,
    "description_ja_JP": null,
    "createdDateTime": "/Date(1520933320000+0000)/",
    "lastModifiedBy": "admin",
    "title_nl_NL": null,
    "description_zh_CN": null,
    "titleTranslationTextNav": {
      "__deferred": {
        "uri": "https://<api-server>/odata/v2/SpotAwardLevel(SpotAwardProgram_externalCode=30778L,externalCode=30782L)/titleTranslationTextNav"
      }
    },
    "descriptionTranslationTextNav": {
      "__deferred": {
```

```
        "uri": "https://<api-server>/odata/v2/  
SpotAwardLevel(SpotAwardProgram_externalCode=30778L,externalCode=30782L)/  
descriptionTranslationTextNav"  
    }  
}  
}
```

Parent topic: [Reward and Recognition \[page 511\]](#)

## Related Information

[SpotAward \[page 512\]](#)

[SpotAwardProgram \[page 517\]](#)

[SpotAwardProgramAdvancedSettings \[page 519\]](#)

[SpotAwardCategory \[page 521\]](#)

[SpotAwardEligibilityRule \[page 526\]](#)

[SpotAwardGuidelinesRule \[page 528\]](#)

[SpotAwardBudget \[page 530\]](#)

[UserRewardInfo \[page 532\]](#)

[SpotAwardRedemption \[page 535\]](#)

### 9.3.1.6 SpotAwardEligibilityRule

This `SpotAwardEligibilityRule` entity represents each eligibility rule within a Spot Award Program.

## Permissions

Go to [► Miscellaneous Permissions ► Spot Award Programme ►](#), and select *View* under *Visibility*.

## Supported Operations

Query, Insert, Merge, Replace, Upsert, Delete

## Properties and Navigation Properties

This section lists only the properties and navigation properties that require special business logic, permission, or other additional information. For more information, refer to the API dictionary in [► Admin Center ► API Center](#)

➤ [OData API Data Dictionary](#) or the API metadata using query: `https://<api-server>/odata/v2/<Entity>/$metadata`.

## Use Case: Querying a Spot Award Eligibility Rule

### Request

Request Information

Operation	Query
HTTP Method	GET
URI	<code>https://&lt;api-server&gt;/odata/v2/SpotAwardEligibilityRule(SpotAwardProgram_externalCode=30778L,externalCode=30784L)?\$format=json</code>

### Response

#### Sample Code

```
{
  "d": {
    "__metadata": {
      "uri": "https://<api-server>/odata/v2/SpotAwardEligibilityRule(SpotAwardProgram_externalCode=30778L,externalCode=30784L)",
      "type": "SFOData.SpotAwardEligibilityRule"
    },
    "SpotAwardProgram_externalCode": "30778",
    "externalCode": "30784",
    "groupId": "8016",
    "createdBy": "admin",
    "rule": null,
    "lastModifiedBy": "admin",
    "createdDateTime": "/Date(1520933357000+0000)/",
    "lastModifiedDateTime": "/Date(1520933357000+0000)/"
  }
}
```

Parent topic: [Reward and Recognition \[page 511\]](#)

## Related Information

[SpotAward \[page 512\]](#)

[SpotAwardProgram \[page 517\]](#)

[SpotAwardProgramAdvancedSettings \[page 519\]](#)

[SpotAwardCategory \[page 521\]](#)

[SpotAwardLevel \[page 524\]](#)

[SpotAwardGuidelinesRule \[page 528\]](#)

[SpotAwardBudget \[page 530\]](#)

[UserRewardInfo \[page 532\]](#)

[SpotAwardRedemption \[page 535\]](#)

## 9.3.1.7 SpotAwardGuidelinesRule

The SpotAwardGuidelineRule represents each guideline rule within a Spot Award Program.

### Permissions

Go to [Miscellaneous Permissions](#) [Spot Award Programme](#), and select *View* under *Visibility*.

### Supported Operations

Query, Insert, Merge, Replace, Upsert, Delete

### Properties and Navigation Properties

This section lists only the properties and navigation properties that require special business logic, permission, or other additional information. For more information, refer to the API dictionary in [Admin Center](#) [API Center](#) [OData API Data Dictionary](#) or the API metadata using query: `https://<api-server>/odata/v2/<Entity>/$metadata`.

### Use Case: Query for a Spot Awards guidelines rule

#### Request

Request Information

Operation	Query
HTTP Method	GET
URI	<code>https://&lt;api-server&gt;/odata/v2/SpotAwardGuidelinesRule(SpotAwardProgram_externalCode=30778L,externalCode=30783L)?\$format=json</code>



## Response

### Sample Code

```
{
  "d": {
    "__metadata": {
      "uri": "https://<api-server>/odata/v2/SpotAwardGuidelinesRule(SpotAwardProgram_externalCode=30778L,externalCode=30783L)",
      "type": "SFOData.SpotAwardGuidelinesRule"
    },
    "SpotAwardProgram_externalCode": "30778",
    "externalCode": "30783",
    "maxRuleAmount": null,
    "guideLineRuleOrder": "1",
    "ruleAmountIncrement": null,
    "lastModifiedDateTime": "/Date(1520933349000+0000)/",
    "ruleAmount": "0",
    "minRuleAmount": null,
    "country": null,
    "currency": "USD",
    "category": null,
    "level": null,
    "createdBy": "admin",
    "createdDateTime": "/Date(1520933349000+0000)/",
    "lastModifiedBy": "admin",
    "categoryNav": {
      "__deferred": {
        "uri": "https://<api-server>/odata/v2/SpotAwardGuidelinesRule(SpotAwardProgram_externalCode=30778L,externalCode=30783L)/categoryNav"
      }
    },
    "levelNav": {
      "__deferred": {
        "uri": "https://<api-server>/odata/v2/SpotAwardGuidelinesRule(SpotAwardProgram_externalCode=30778L,externalCode=30783L)/levelNav"
      }
    }
  }
}
```

Parent topic: [Reward and Recognition \[page 511\]](#)

## Related Information

[SpotAward \[page 512\]](#)

[SpotAwardProgram \[page 517\]](#)

[SpotAwardProgramAdvancedSettings \[page 519\]](#)

[SpotAwardCategory \[page 521\]](#)

[SpotAwardLevel \[page 524\]](#)

[SpotAwardEligibilityRule \[page 526\]](#)

[SpotAwardBudget \[page 530\]](#)

[UserRewardInfo \[page 532\]](#)

## 9.3.1.8 SpotAwardBudget

The SpotAwardBudget entity represents the budget details of a budget holder for a Spot Award Program.

### Permissions

Permission System	Required Settings
Role based	Go to ► <a href="#">Miscellaneous Permissions</a> ► <a href="#">Spot Award Budget</a> ► and select <a href="#">View</a> under <a href="#">Visibility</a> .
User based	None

### Supported Operations

Operation	Description
Query	Query for a Spot Award budget

### Properties

You can get detailed information about the entity properties from the OData API dictionary or by exposing the entity metadata. To do this, use the following query `https://<hostname>/odata/v2/Entity('<Your Entity')?$format=json`

### Use Case: Querying a Spot Award Eligibility Rule

#### Request

Request Information

Operation	Query
HTTP Method	GET


URI

https://<api-server>/odata/v2/  
SpotAwardProgram(30741L)/spotAwardBudgets?  
\$format=json

## Response

### Sample Code

```
{
  "d": {
    "results": [
      {
        "__metadata": {
          "uri": "https://<api-server>/odata/v2/SpotAwardBudget(effectiveStartDate=datetime'2018-02-28T00:00:00',externalCode='SAB_cgrant1_30741')",
          "type": "SFOData.SpotAwardBudget"
        },
        "effectiveStartDate": "/Date(1519776000000)/",
        "externalCode": "SAB_cgrant1_30741",
        "effectiveStatus": "A",
        "lastModifiedDateTime": "/Date(1519842079000+0000)/",
        "currency": "USD",
        "effectiveEndDate": "/Date(253402214400000)/",
        "usedAmount": "100",
        "createdBy": "admin",
        "budgetAmount": "10000",
        "userId": "cgrant1",
        "createdDateTime": "/Date(1519841439000+0000)/",
        "lastModifiedBy": "admin",
        "spotAwardProgram": "30741",
        "mdfSystemRecordStatus": "N",
        "wfRequestNav": {
          "__deferred": {
            "uri": "https://<api-server>/odata/v2/SpotAwardBudget(effectiveStartDate=datetime'2018-02-28T00:00:00',externalCode='SAB_cgrant1_30741')/wfRequestNav"
          }
        },
        "effectiveStatusNav": {
          "__deferred": {
            "uri": "https://<api-server>/odata/v2/SpotAwardBudget(effectiveStartDate=datetime'2018-02-28T00:00:00',externalCode='SAB_cgrant1_30741')/effectiveStatusNav"
          }
        },
        "mdfSystemRecordStatusNav": {
          "__deferred": {
            "uri": "https://<api-server>/odata/v2/SpotAwardBudget(effectiveStartDate=datetime'2018-02-28T00:00:00',externalCode='SAB_cgrant1_30741')/mdfSystemRecordStatusNav"
          }
        },
        "spotAwardProgramNav": {
          "__deferred": {
            "uri": "https://<api-server>/odata/v2/SpotAwardBudget(effectiveStartDate=datetime'2018-02-28T00:00:00',externalCode='SAB_cgrant1_30741')/spotAwardProgramNav"
          }
        },
        "userIdNav": {
          "__deferred": {
            "uri": "https://<api-server>/odata/v2/SpotAwardBudget(effectiveStartDate=datetime'2018-02-28T00:00:00',externalCode='SAB_cgrant1_30741')/userIdNav"
          }
        }
      }
    ]
  }
}
```



Parent topic: [Reward and Recognition \[page 511\]](#)

## Related Information

- [SpotAward \[page 512\]](#)
- [SpotAwardProgram \[page 517\]](#)
- [SpotAwardProgramAdvancedSettings \[page 519\]](#)
- [SpotAwardCategory \[page 521\]](#)
- [SpotAwardLevel \[page 524\]](#)
- [SpotAwardEligibilityRule \[page 526\]](#)
- [SpotAwardGuidelinesRule \[page 528\]](#)
- [UserRewardInfo \[page 532\]](#)
- [SpotAwardRedemption \[page 535\]](#)

### 9.3.1.9 UserRewardInfo

`UserRewardInfo` retrieves the total available reward balance for the input user, localized to the employee's defined locale. External partners use this information for redemption purposes.

## Supported Operations

Operation	Description
Query	Query for the total available reward balance, in the employee localized currency

## Properties and Navigation Properties

This section lists only the properties and navigation properties that require special business logic, permission, or other additional information. For more information, refer to the API dictionary in [Admin Center](#) [API Center](#) [OData API Data Dictionary](#) or the API metadata using query: `https://<api-server>/odata/v2/<Entity>/$metadata`.

## Use Case 1: Querying the User's Total Available Reward Balance from a Default Wallet using key

Retrieve total available reward balance for the input user in the user's localized currency from the default wallet.

### Request

Operation	Query
HTTP Method	GET
URI	<code>https://&lt;api-server&gt;/odata/v2/UserRewardInfo('cgrant1')?\$format=json</code>

### Response

```
{
  "d": {
    "results": [
      {
        "__metadata": {
          "uri": "https://<api-server>/odata/v2/UserRewardInfo('cgrant1')",
          "type": "SFOData.UserRewardInfo"
        },
        "userId": "cgrant1",
        "walletId": "Recognition Wallet",
        "availableAmount": "500",
        "currency": "USD"
      }
    ]
  }
}
```

## Use Case 2: Querying the User's Total Available Reward Balance from the Custom Wallet using \$filter

Retrieve total available reward balance for the input user in the user's localized currency from the custom wallet.

### Request

Operation	Query
HTTP Method	GET
URI	<code>https://&lt;api-server&gt;/odata/v2/UserRewardInfo?\$format=json&amp;\$filter=userId eq 'cgrant1' and walletId eq 'Milestone Wallet'</code>

### Response

```
{
```

```

    "d": {
      "results": [
        {
          "__metadata": {
            "uri": "https://<api-server>/odata/v2/
UserRewardInfo('cgrant1')",
            "type": "SFOData.UserRewardInfo"
          },
          "userId": "cgrant1",
          "walletId": "Milestone Wallet",
          "availableAmount": "298",
          "currency": "USD"
        }
      ]
    }
  }
}

```

### Use Case 3: Querying the User's Total Available Reward Balance from the Default Wallet using \$filter

Retrieve total available reward balance for the input user in the user's localized currency from the default wallet.

#### Request

Operation	Query
HTTP Method	GET
URI	https://<api-server>/odata/v2/UserRewardInfo? \$format=json&\$filter=userId eq 'cgrant1'

#### Response

```

{
  "d": {
    "results": [
      {
        "__metadata": {
          "uri": "https://<api-server>/odata/v2/
UserRewardInfo('cgrant1')",
          "type": "SFOData.UserRewardInfo"
        },
        "userId": "cgrant1",
        "walletId": "Recognition Wallet",
        "availableAmount": "500",
        "currency": "USD"
      }
    ]
  }
}

```

Parent topic: [Reward and Recognition \[page 511\]](#)

## Related Information

- [SpotAward \[page 512\]](#)
- [SpotAwardProgram \[page 517\]](#)
- [SpotAwardProgramAdvancedSettings \[page 519\]](#)
- [SpotAwardCategory \[page 521\]](#)
- [SpotAwardLevel \[page 524\]](#)
- [SpotAwardEligibilityRule \[page 526\]](#)
- [SpotAwardGuidelinesRule \[page 528\]](#)
- [SpotAwardBudget \[page 530\]](#)
- [SpotAwardRedemption \[page 535\]](#)

### 9.3.1.10 SpotAwardRedemption

Use `SpotAwardRedemption` to post redemption transaction information for Flex Rewards. `SpotAwardRedemption` deducts redeemed amount, updates the user's flex reward balance, and inserts the redemption transaction details. You can also retrieve redemption transaction details from a record.

## Permissions

Permission System	Required Settings
Role based	<p>Go to <a href="#">► Miscellaneous Permissions</a> <a href="#">► Spot Award Redemption</a> <a href="#">►</a>, and select <i>View</i> under <i>Visibility</i>.</p> <p>Go to <a href="#">► Miscellaneous Permissions</a> <a href="#">► Spot Award Redemption</a> <a href="#">►</a>, and select <i>Edit</i> under <i>Actions</i>.</p>

## Supported Operations

Operation	Description
Insert	Insert a Spot Award Redemption Record.
Query	Query a Spot Award Redemption Record

## Properties and Navigation Properties

This section lists only the properties and navigation properties that require special business logic, permission, or other additional information. For more information, refer to the API dictionary in [Admin Center](#) [API Center](#) [OData API Data Dictionary](#) or the API metadata using query: `https://<api-server>/odata/v2/<Entity>/$metadata`.

## Use Case 1: Inserting a Spot Award Redemption Record Redeemed using Default Wallet

Insert a Spot Award Redemption record for Orders (SpotAwardRedemptionOrder) and its corresponding Products (SpotAwardRedemptionProduct), that were redeemed using default wallet. Here, Recognition Wallet is the default wallet.

### Request

Operation	Insert
HTTP Method	POST
URI	<code>https://&lt;api-server&gt;/odata/v2/SpotAwardRedemption?\$format=json</code>
Payload	<pre>{   "vendorIdentifier": "BLACKHAWK",   "vendorTransactionId": "123450",   "totalOrderAmount": 20,   "currency": "USD",   "comments": "redeemed",   "orders": [     {       "quantity": 1,       "orderAmount": 20,       "product": {         "productId": "4",         "name": "E-Gift Voucher",         "category": "category",         "description": "description",         "price": "20"       }     }   ],   "userIdNav": {     "__metadata": {       "uri": "User('vstokes1')",       "type": "SFOData.User"     }   } }</pre>

### Response

```
{
  "d": {
```



```

    "__metadata": {
      "uri": "https://<api-server>/odata/v2/SpotAwardRedemption(45068L)",
      "type": "SFOData.SpotAwardRedemption"
    },
    "vendorIdentifier": "BLACKHAWK",
    "vendorTransactionId": "123450",
    "totalOrderAmount": "20",
    "currency": "USD",
    "comments": "redeemed",
    "externalCode": "45068",
    "orders": {
      "__metadata": {
        "uri": "https://<api-server>/odata/v2/SpotAwardRedemptionOrder???",
        "type": "SFOData.SpotAwardRedemptionOrder"
      },
      "quantity": "1",
      "orderAmount": "20",
      "product": {
        "__metadata": {
          "uri": "https://<api-server>/odata/v2/SpotAwardRedemptionProduct???",
          "type": "SFOData.SpotAwardRedemptionProduct"
        },
        "productId": "4",
        "name": "E-Gift Voucher",
        "category": "category",
        "description": "description",
        "price": "20"
      }
    },
    "userIdNav": {
      "__deferred": {
        "uri": "https://<api-server>/odata/v2/SpotAwardRedemption(45068L)/userIdNav"
      }
    }
  }
}

```

## Use Case 2: Querying a Spot Award Redemption Record

Query a Spot Award Redemption record to retrieve details on Orders (SpotAwardRedemptionOrder) and its corresponding Products (SpotAwardRedemptionProduct), that were redeemed using Wallet.

### Request

Operation	Query
HTTP Method	GET
URI	https://<api-server>/odata/v2/SpotAwardRedemption(45068L)?\$format=json

### Response

```

{
  "d": {
    "__metadata": {
      "uri": "https://<api-server>/odata/v2/SpotAwardRedemption(45068L)",
      "type": "SFOData.SpotAwardRedemption"
    }
  }
}

```

```

    },
    "externalCode": "45068",
    "comments": "redeemed",
    "lastModifiedDate": "/Date(1633474390000+0000)/",
    "wallet": "Recognition Wallet",
    "lastModifiedBy": "sfadmin",
    "createdDateTime": "/Date(1633474390000+0000)/",
    "userId": "vstokes1",
    "recordId": "19B9809235E84331A33443FDBEB3F78D",
    "vendorIdentifier": "BLACKHAWK",
    "totalOrderAmount": "20",
    "createdBy": "sfadmin",
    "currency": "USD",
    "vendorTransactionId": "123450",
    "userIdNav": {
      "__deferred": {
        "uri": "https://<api-server>/odata/v2/SpotAwardRedemption(45068L)/
userIdNav"
      }
    },
    "createdByNav": {
      "__deferred": {
        "uri": "https://<api-server>/odata/v2/SpotAwardRedemption(45068L)/
createdByNav"
      }
    },
    "vendorIdentifierNav": {
      "__deferred": {
        "uri": "https://<api-server>/odata/v2/SpotAwardRedemption(45068L)/
vendorIdentifierNav"
      }
    },
    "wfRequestNav": {
      "__deferred": {
        "uri": "https://<api-server>/odata/v2/SpotAwardRedemption(45068L)/
wfRequestNav"
      }
    },
    "lastModifiedByNav": {
      "__deferred": {
        "uri": "https://<api-server>/odata/v2/SpotAwardRedemption(45068L)/
lastModifiedByNav"
      }
    },
    "orders": {
      "__deferred": {
        "uri": "https://<api-server>/odata/v2/SpotAwardRedemption(45068L)/
orders"
      }
    }
  }
}

```

### Use Case 3: Inserting a Spot Award Redemption Record Redeemed using Custom Wallet

Insert a Spot Award Redemption record for Orders (SpotAwardRedemptionOrder) and its corresponding Products (SpotAwardRedemptionProduct), that were redeemed using a custom wallet.

To see the list of custom wallet configured in your instance, go to ► [Admin Center](#) ► [Manage Data](#) ► and search for *Wallet*. The configured list will be available in the dropdown.

## Request

Operation	Insert
HTTP Method	POST
URI	https://<api-server>/odata/v2/SpotAwardRedemption? \$format=json
Payload	<pre>{   "vendorIdentifier": "BLACKHAWK",   "vendorTransactionId": "123450",   "totalOrderAmount": 20,   "currency": "USD",   "comments": "redeemed",   "wallet": "Recognition Wallet",   "orders": [     {       "quantity": 1,       "orderAmount": 20,       "product": {         "productId": "4",         "name": "E-Gift Voucher",         "category": "category",         "description": "description",         "price": "20"       }     }   ],   "userIdNav": {     "__metadata": {       "uri": "User('vstokes1')",       "type": "SFOData.User"     }   } }</pre>

## Response

	<pre>{   "d": {     "__metadata": {       "uri": "https://&lt;api-server&gt;/odata/v2/SpotAwardRedemption(45080L)",       "type": "SFOData.SpotAwardRedemption"     },     "vendorIdentifier": "BLACKHAWK",     "vendorTransactionId": "123450",     "totalOrderAmount": "20",     "currency": "USD",     "comments": "redeemed",     "wallet": "Recognition Wallet",     "externalCode": "45080",     "orders": {       "__metadata": {         "uri": "https://&lt;api-server&gt;/odata/v2/SpotAwardRedemptionOrder???",         "type": "SFOData.SpotAwardRedemptionOrder"       },       "quantity": "1",       "orderAmount": "20",       "product": {         "__metadata": {           "uri": "https://&lt;api-server&gt;/odata/v2/SpotAwardRedemptionProduct???",           "type": "SFOData.SpotAwardRedemptionProduct"         }       }     }   } }</pre>
--	--

```
    },
    "productId": "4",
    "name": "E-Gift Voucher",
    "category": "category",
    "description": "description",
    "price": "20"
  }
},
"userIdNav": {
  "__deferred": {
    "uri": "https://<api-server>/odata/v2/SpotAwardRedemption(45080L)/
userIdNav"
  }
}
}
```

Parent topic: [Reward and Recognition \[page 511\]](#)

## Related Information

[SpotAward \[page 512\]](#)  
[SpotAwardProgram \[page 517\]](#)  
[SpotAwardProgramAdvancedSettings \[page 519\]](#)  
[SpotAwardCategory \[page 521\]](#)  
[SpotAwardLevel \[page 524\]](#)  
[SpotAwardEligibilityRule \[page 526\]](#)  
[SpotAwardGuidelinesRule \[page 528\]](#)  
[SpotAwardBudget \[page 530\]](#)  
[UserRewardInfo \[page 532\]](#)

### 9.3.1.10.1 SpotAwardRedemptionOrder

You can use this entity to retrieve Order related information for a Spot Award redemption.

## Supported Operations

Operation	Description
Query	Query a Spot Award Redemption Order

## Properties and Navigation Properties

This section lists only the properties and navigation properties that require special business logic, permission, or other additional information. For more information, refer to the API dictionary in [Admin Center](#) [API Center](#) [OData API Data Dictionary](#) or the API metadata using query: `https://<api-server>/odata/v2/<Entity>/$metadata`.

## Use Case: Querying a Spot Award Redemption Order

### Request

Operation	Query
HTTP Method	GET
URI	<code>https://&lt;api-server&gt;/odata/v2/SpotAwardRedemptionOrder?\$format=json</code>

### Response

```
{
  "d": {
    "results": [
      {
        "__metadata": {
          "uri": "https://<api-server>/odata/v2/SpotAwardRedemptionOrder(SpotAwardRedemption_externalCode=485574L,externalCode=485575L)",
          "type": "SFOData.SpotAwardRedemptionOrder"
        },
        "externalCode": "485575",
        "SpotAwardRedemption_externalCode": "485574",
        "lastModifiedDate": "/Date(1576114017000+0000)/",
        "quantity": "1",
        "lastModifiedBy": "802982",
        "createdDateTime": "/Date(1576114017000+0000)/",
        "mdfSystemRecordStatus": "N",
        "recordId": "5B7874A5906241499CFC62380472CB28",
        "orderAmount": "50",
        "createdBy": "802982",
        "product": {
          "__deferred": {
            "uri": "https://<api-server>/odata/v2/SpotAwardRedemptionOrder(SpotAwardRedemption_externalCode=485574L,externalCode=485575L)/product"
          }
        },
        "createdByNav": {
          "__deferred": {
            "uri": "https://<api-server>/odata/v2/SpotAwardRedemptionOrder(SpotAwardRedemption_externalCode=485574L,externalCode=485575L)/createdByNav"
          }
        },
        "lastModifiedByNav": {
          "__deferred": {

```

```

        "uri": "https://<api-server>/odata/v2/
SpotAwardRedemptionOrder(SpotAwardRedemption_externalCode=485574L,externalCode=48557
5L)/lastModifiedByNav"
    },
    "mdfSystemRecordStatusNav": {
        "__deferred": {
            "uri": "https://<api-server>/odata/v2/
SpotAwardRedemptionOrder(SpotAwardRedemption_externalCode=485574L,externalCode=48557
5L)/mdfSystemRecordStatusNav"
        }
    }
}
]
}
}

```

### 9.3.1.10.1.1 SpotAwardRedemptionProduct

You can use this entity to retrieve Product related information corresponding to a Spot Award redemption order.

#### Supported Operations

Operation	Description
Query	Query a Spot Award Redemption Product.

#### Properties and Navigation Properties

This section lists only the properties and navigation properties that require special business logic, permission, or other additional information. For more information, refer to the API dictionary in [Admin Center](#) > [API Center](#) > [OData API Data Dictionary](#) or the API metadata using query: `https://<api-server>/odata/v2/<Entity>/$metadata`.

#### Use Case: Querying a Spot Award Redemption Product

##### Request

Operation	Query
HTTP Method	GET

URI

https://<api-server>/odata/v2/SpotAwardRedemptionProduct?  
\$format=json

## Response

```
{
  "d": {
    "results": [
      {
        "__metadata": {
          "uri": "https://<api-server>/odata/v2/SpotAwardRedemptionProduct(SpotAwardRedemptionOrder_externalCode=485575L,SpotAwardRedemption_externalCode=485574L,externalCode=485576L)",
          "type": "SFOData.SpotAwardRedemptionProduct"
        },
        "externalCode": "485576",
        "SpotAwardRedemption_externalCode": "485574",
        "SpotAwardRedemptionOrder_externalCode": "485575",
        "lastModifiedDate": "/Date(1576114017000+0000)/",
        "productId": "4",
        "lastModifiedBy": "802982",
        "createdDateTime": "/Date(1576114017000+0000)/",
        "description": null,
        "mdfSystemRecordStatus": "N",
        "recordId": "6D6B177E80EF436A86E2B4022C17D470",
        "createdBy": "802982",
        "price": "50",
        "name": "Amazon USA E-Gift Voucher",
        "category": null,
        "createdByNav": {
          "__deferred": {
            "uri": "https://<api-server>/odata/v2/SpotAwardRedemptionProduct(SpotAwardRedemptionOrder_externalCode=485575L,SpotAwardRedemption_externalCode=485574L,externalCode=485576L)/createdByNav"
          }
        },
        "lastModifiedByNav": {
          "__deferred": {
            "uri": "https://<api-server>/odata/v2/SpotAwardRedemptionProduct(SpotAwardRedemptionOrder_externalCode=485575L,SpotAwardRedemption_externalCode=485574L,externalCode=485576L)/lastModifiedByNav"
          }
        },
        "mdfSystemRecordStatusNav": {
          "__deferred": {
            "uri": "https://<api-server>/odata/v2/SpotAwardRedemptionProduct(SpotAwardRedemptionOrder_externalCode=485575L,SpotAwardRedemption_externalCode=485574L,externalCode=485576L)/mdfSystemRecordStatusNav"
          }
        }
      }
    ]
  }
}
```

## 9.3.2 Function Imports

### 9.3.2.1 getMatchedGuideLineRuleInfo

Use `getMatchedGuideLineRuleInfo` to get an equivalent guidelines that match with each user being nominated.

It supports guidelines for multiple users based on program (external code), category (external code), and level (external code).

#### Note

As the API supports multiple users, and if guideline amounts are different for each user, the results are returned individually for each input user.

## Supported Operations

HTTP Method: GET

Return Type: `GetMatchedGuideLineRuleInfoResponse`

Support Payload: false

## Parameters

Parameter	Data Type	Required/Optional	Description
<code>category</code>	String	Required	It is an external code of the award category for which employees are recognized.
<code>level</code>	String	Required	It is an external code of the award level for which employees are recognized.
<code>programId</code>	String	Required	It is an external code of a spot award program that is being used during award nominations.
<code>userIds</code>	String	Required	A list of users for whom spot awards are being nominated.

## Use Case: Querying the Matching Guidelines for Each Users

This example shows how to get the match guideline rules for the users being nominated.



## Request

HTTP Method	GET
URI	https://<api-server>/odata/v2/getMatchedGuidelineRuleInfo?\$format=json&programId='Second'&userIds='rmaxx1,cgrant1'&category='1'&level='1'

## Response

```
{
  "d": {
    "GetMatchedGuideLineRuleInfoResponse": {
      "userIdToMatchedGuideLineMap": {
        "results": [
          {
            "key": "rmaxx1",
            "value":
            "{\"currency\":\"USD\", \"maxRuleAmount\":11, \"minRuleAmount\":5, \"ruleAmount\":5, \"ruleAmountIncrement\":3}"
          },
          {
            "key": "cgrant1",
            "value":
            "{\"currency\":\"USD\", \"maxRuleAmount\":11, \"minRuleAmount\":5, \"ruleAmount\":5, \"ruleAmountIncrement\":3}"
          }
        ]
      }
    }
  }
}
```

### 9.3.2.2 isUserEligibleForSpotAwardProgram

The `isUserEligibleForSpotAwardProgram` checks if a user is eligible for award nomination for a specific program.

#### Supported Operations

HTTP Method: GET

Return Type: `IsUserEligibleForSpotAwardProgramResponse`

Support Payload: false

## Parameters

Parameter	Data Type	Required/Optional	Description
programId	String	Required	It is an external code of a spot award program that is being used during award nominations.
userId	String	Required	A list of users for whom spot awards are being nominated.

## Use Case: Querying a User's Eligibility for Nomination

This example shows how to check an user's eligibility for award nominations.

### Request

HTTP Method	GET
URI	<code>https://&lt;api-server&gt;/odata/v2/ isUserEligibleForSpotAwardProgram? \$format=json&amp;programId='Second'&amp;userId='rmaxx1'</code>

### Response

```
{
  "d": {
    "IsUserEligibleForSpotAwardProgramResponse": {
      "isUserEligible": true
    }
  }
}
```

### 9.3.2.3 getEligibleSpotAwardsProgramCodes

The `getEligibleSpotAwardsProgramCodes` returns the list of all the programs for which a user is eligible to receive awards.

## Supported Operations

HTTP Method: GET

Return Type: `GetEligibleSpotAwardsProgramCodesResponse`

Support Payload: false

## Parameters

Parameter	Data Type	Required/Optional	Description
userId	String	Required	A list of users for whom spot awards are being nominated.

## Use Case: Querying All Eligible Programs for a User

In below example, rmaxx1 can be only nominated for the **Second** program.

### Request

HTTP Method	GET
URI	<code>https://&lt;api-server&gt;/odata/v2/getEligibleSpotAwardsProgramCodes?\$format=json&amp;userId='rmaxx1'&gt;</code>

### Response

```
{
  "d": {
    "GetEligibleSpotAwardsProgramCodesResponse": {
      "eligibleProgramCodes": {
        "results": [
          {
            "key": "Second",
            "value": "Second"
          }
        ]
      }
    }
  }
}
```

## 9.4 Employee Central

### 9.4.1 About Employee Central OData APIs

This guide contains all information about OData v2 APIs in Employee Central, including API references, use cases, and usage guidelines.

#### What is an Employee Central OData API?

Employee Central comprises of three types of objects:

- Employee objects contain personal and employment details for employees.
  - Personal objects are exposed as OData entities starting with *Per\**. In People Profile, you can find the same personal information contained in person entities in the *Biographical Information* and *Personal Information* blocks.
  - Employment objects are exposed as OData entities usually starting with *Emp\**. In People Profile, you can find the same employment information in *Employment Details (Emp\*)* and *Job Information (EmpJob\*)* blocks.
- Foundation objects contain organization, pay and job structure details of a company. Foundation objects are exposed as OData entities starting with *FO\**.
- Metadata Framework (MDF) objects are used to extend the capability of the standard delivered foundation objects. In MDF, generic objects (both predelivered and custom objects) can be exposed as OData entities to extend Employee Central capabilities. In this guide, only API references of OData entities exposed by predelivered objects are listed.

#### Recommended Read

Before you dive into this guide, here are a few recommended resources to help you better understand and use Employee Central OData APIs. You can find the links to these resources in the Related Information section.

Resource	Description
SAP SuccessFactors HCM suite OData API: Developer Guide (v2)	General guidelines about OData v2 APIs in SAP SuccessFactors HCM suite, including general permissions, authentication, metadata, query and edit operations, as well as how to use the <a href="#">API Center</a> tool to help you get your way around OData APIs.
SAP SuccessFactors HCM suite OData API: Reference Guide (v2)	A list of other OData v2 APIs in SAP SuccessFactors HCM suite.
Employee Central Compound Employee API	The SOAP-based Compound Employee API allows you to extract employee data out of Employee Central for data replication purpose.

Resource	Description
Implementing Employee Central Core	Learn what data Employee Central stores and what capabilities it offers so that you can better understand the Employee Central APIs.
SAP SuccessFactors HCM suite OData API: Reference Guide (v4)	Learn what OData v4 APIs are available in SAP SuccessFactors HCM suite. OData v4 is the latest version of the OData protocol that offers more features and capabilities.
SAP Business Accelerator Hub	A resource portal where you can find the specifications of all APIs offered by SAP and try them out in your own environment.

## Related Information

[SAP SuccessFactors Employee Central APIs on SAP Business Accelerator Hub](#)

[Implementing Employee Central Core](#)

[Employee Central Compound Employee API](#)

### 9.4.1.1 When are Employee Central OData APIs Used?

#### Note

Please don't use SOAP APIs or Ad hoc APIs for building new integrations in Employee Central. The only exception to this rule is the SOA-based Compound Employee API.

If your system cannot consume either OData APIs or SOAP for an initial data load, then you should consider importing and exporting employee data using a CSV. Automation via FTP would also be a possibility.

Scenario	Use OData API	Use CompoundEmployee API
Query only and employee master data has to be replicated in full, delta or snapshot mode for Employee Central entities	No	Yes
Replicate data in Admin Mode for read and write operations.	Yes	No
Support of Employee Central entities such as Foundation, Person, Employment, Time-Off, Time Sheet, Position Management	Yes	No

Scenario	Use OData API	Use CompoundEmployee API
Historical information?	Yes	No (because only partial historical information is available; not all objects are covered)
RBP checks	Yes	Yes
Support of MDF objects	Yes	No (because only user-based MDF objects are supported)
Usage in HCP	Yes	No
Concurrent user access with an extension platform to build your own UIs on top of Employee Central	Yes	No
Access MDF Data	Yes	No
Write or update data	Yes	No

## 9.4.1.2 Admin Mode and User Mode

There are two modes in Employee Central OData APIs which determine what a user or user group (in this context a user and user group are treated as one and the same) is authorized to view or do.

- User Mode**  
Assigned permissions determine what entities can be viewed and what can be done with them. You sometimes see the term RBP mode but in this guide, we use the term user mode.
- Admin Mode**  
The admin mode allows user full access to Employee Central OData API entities and operations. You only use this in a limited number of cases, mostly for technical integrations. Admin mode overrides any RBP settings. You sometimes see the term technical user or non-RBP mode, but in this guide we use the term admin mode.

### Note

The upsert operation requires additional permission. See the Related Links section for more information.

## Related Information

[Permission Settings \[page 551\]](#)

### 9.4.1.3 Provisioning Settings

Employee Central OData APIs are part of the Employee Central solution. You don't need to make any settings in Provisioning.

To have access to individual APIs, you also need the corresponding features enabled in Provisioning. For example if you're using Global Assignment, the corresponding Provisioning setting must be enabled. You can find more information in the implementation guides for your feature available on [https://help.sap.com/hr\\_ec/](https://help.sap.com/hr_ec/).

#### → Remember

As a customer, you don't have access to Provisioning. To complete tasks in Provisioning, contact your implementation partner or Account Executive. For any non-implementation tasks, contact Product Support.

### 9.4.1.4 Permission Settings

Learn what role-based permissions are required before you can use Employee Central OData APIs.

This topic covers only the permissions required for accessing Employee Central OData APIs. For general permission settings, refer to the documentation in the Developer Guide in Related Information section.

The following tables are grouped by different entities and what a permission item allows user to do with those entities. Remember to read any additional information for the permission setting that is available in your system.

## Employee Central HRIS (Person and Employment Objects) and Workflow OData APIs

Authorization/Action	In <i>Permission...</i> , choose	Additional Info
User Mode (Query Only)	<ul style="list-style-type: none"><li>Effective-dated entities: ▶ <a href="#">User Permissions</a> ▶ <a href="#">Employee Central Effective Dated Entities</a> ▶</li><li>Non effective-dated entities: ▶ <a href="#">User Permissions</a> ▶ <a href="#">Employee Data</a> ▶</li><li>Workflow entities: ▶ <a href="#">Administrator Permissions</a> ▶ <a href="#">Manage Workflows</a> ▶ <a href="#">Manage Workflow Requests</a> ▶</li></ul>	<p>You can grant view permissions at entity and field levels.</p> <p>Upsert, that is import information in your instance, is only available in Admin Mode.</p>

Authorization/Action	In <i>Permission...</i> , choose	Additional Info
Admin Mode (Query)	<ul style="list-style-type: none"> <li>▶ <a href="#">Administrator Permissions</a> ▶ <a href="#">Employee Central API</a></li> <li>▶ <a href="#">Employee Central HRIS OData API (read-only)</a> ▶</li> </ul>	<p>This permission allows users to query all HRIS objects and overrides entity-level and field-level view permissions.</p> <p>If you want to upsert HRIS objects, you need to have the Admin Mode (Upsert) authorization.</p>
Admin Mode (Upsert)	<ul style="list-style-type: none"> <li>▶ <a href="#">Administrator Permissions</a> ▶ <a href="#">Employee Central API</a></li> <li>▶ <a href="#">Employee Central HRIS OData API (editable)</a> ▶</li> </ul>	<p>This permission allows users to upsert all HRIS objects and overrides entity-level and field-level edit permissions.</p> <p>If you want to query HRIS objects, you need to have the entity-level or field-level view permissions, or have the Admin Mode (Query) authorization.</p>

## Employee Central Foundation Objects OData APIs

Authorization/Action	In <i>Permission...</i> , choose	Additional Info
User Mode	<ul style="list-style-type: none"> <li>▶ <a href="#">Administrator Permissions</a> ▶ <a href="#">Manage Foundation Objects Types</a> ▶</li> </ul>	<p>You can grant view and edit permissions at entity level.</p>
Admin Mode (Query)	<ul style="list-style-type: none"> <li>▶ <a href="#">Administrator Permissions</a> ▶ <a href="#">Employee Central API</a></li> <li>▶ <a href="#">Employee Central Foundation OData API (read-only)</a> ▶</li> </ul>	<p>This permission allows users to query all Foundation Objects and overrides entity-level view permissions.</p> <p>If you want to upsert Foundation Objects, you need to have the entity-level edit permissions or the Admin Mode (Upsert) authorization.</p>
Admin Mode (Upsert)	<ul style="list-style-type: none"> <li>▶ <a href="#">Administrator Permissions</a> ▶ <a href="#">Employee Central API</a></li> <li>▶ <a href="#">Employee Central Foundation OData API (editable)</a> ▶</li> </ul>	<p>This permission allows users to upsert all Foundation Objects and overrides entity-level edit permissions.</p> <p>If you want to query Foundation Objects, you need to have the entity-level view permissions or have the Admin Mode (Query) authorization.</p>



## Migrated Foundation Objects (MDF FO) OData APIs

Authorization/Action	In <i>Permission...</i> , choose	Additional Info
User Mode	<ul style="list-style-type: none"> <li>▶▶ <a href="#">Administrator Permissions</a> ▶ <a href="#">MDF Foundation Objects</a> ▶</li> <li>▶▶ <a href="#">Administrator Permissions</a> ▶ <a href="#">Metadata Framework</a> ▶ <a href="#">Access to non-secured objects</a> ▶</li> </ul>	<p>You can grant view and edit permissions at entity level. To set field-level permissions that override entity-level permissions, select <a href="#">Field Level Overrides</a>.</p>
Admin Mode (Query and Upsert)	▶▶ <a href="#">Administrator Permissions</a> ▶ <a href="#">Metadata Framework</a> ▶ <a href="#">Admin Access to MDF OData API</a> ▶	<p>This permission allows users to query and upsert all Generic Objects and overrides entity-level and field-level permissions.</p>

**Note**

If you have the Admin Mode authorizations for Foundation Objects, you have the corresponding authorizations for Generic Objects without setting this permission.

## Employee Data Import Permissions

The following permissions for Employee Data Import also apply to OData APIs.

Permission Type	Permission Category	Permission Name	Result
<a href="#">Administrator Permissions</a>	<a href="#">Employee Central Import Settings</a>	<a href="#">Enable Workflows for selected entities</a>	Workflows attached with the selected Employee Central Import entities are triggered when you're importing employee data.
		<a href="#">Enable Business Rules for selected entities</a>	Business rules attached with the selected Employee Central Import entities are triggered when you're importing employee data.

Permission Type	Permission Category	Permission Name	Result
		<i>Enable execution of rules against NO_OVERWRITE</i>	Business rules attached with the selected Employee Central Import entities will also update fields that are marked as 'NO_OVERWRITE' in your import file template.
		<i>Enable Forward Propagation during Incremental Import</i>	Data is propagated to effective dated records when you're importing data with the selected Employee Central Import entities.
		<i>Support cumulative update of country/region-specific data for global information import in full purge mode</i>	Country/region-specific data existing in the Employee Profiles is retained when you're importing Global Information in full purge mode.

## Miscellaneous Permission Settings

Take a look at this table in case you need to arrange access to picklist management, SOAP APIs, API tools, or even restrict access.

Authorization/Action	In <i>Permission...</i> , choose	Additional Info
Picklist Handling in OData and SOAP	<a href="#">▶ Administrator Permissions</a> > <a href="#">Manage System Properties</a> <a href="#">▶ Picklist Management and Picklists Mappings Set Up</a> >	For more information, see <a href="#">picklists</a> .
Access Employee Central HRIS SOAP APIs	<a href="#">▶ Administrator Permissions</a> > <a href="#">Employee Central API</a> <a href="#">▶ Employee Central HRIS SOAP API</a> >	You can grant access to Employee Central HRIS SOAP APIs here.

## Related Information

[Deprecation of HTTP Basic Authentication](#)

### 9.4.1.4.1 External Users' Access to Employee Central OData APIs

Now, external users are able to access some commonly used Employee Central entities.

External users, relative to internal users, aren't yet employees but still require access to SAP SuccessFactors HCM suite. External users are represented by status e (active\_external\_suite) and d (inactive\_external\_suite).

External users with required field-level permissions from [User Permission](#) > [Employee Data](#) can access the following Employee Central entities:

- PerPersonal
- PerPersonRelationship
- PerGlobalInfoXXX
- EmpEmployment
- EmpJob
- EmpJobRelationship
- EmpCompensation
- EmpGlobalAssignment

#### Note

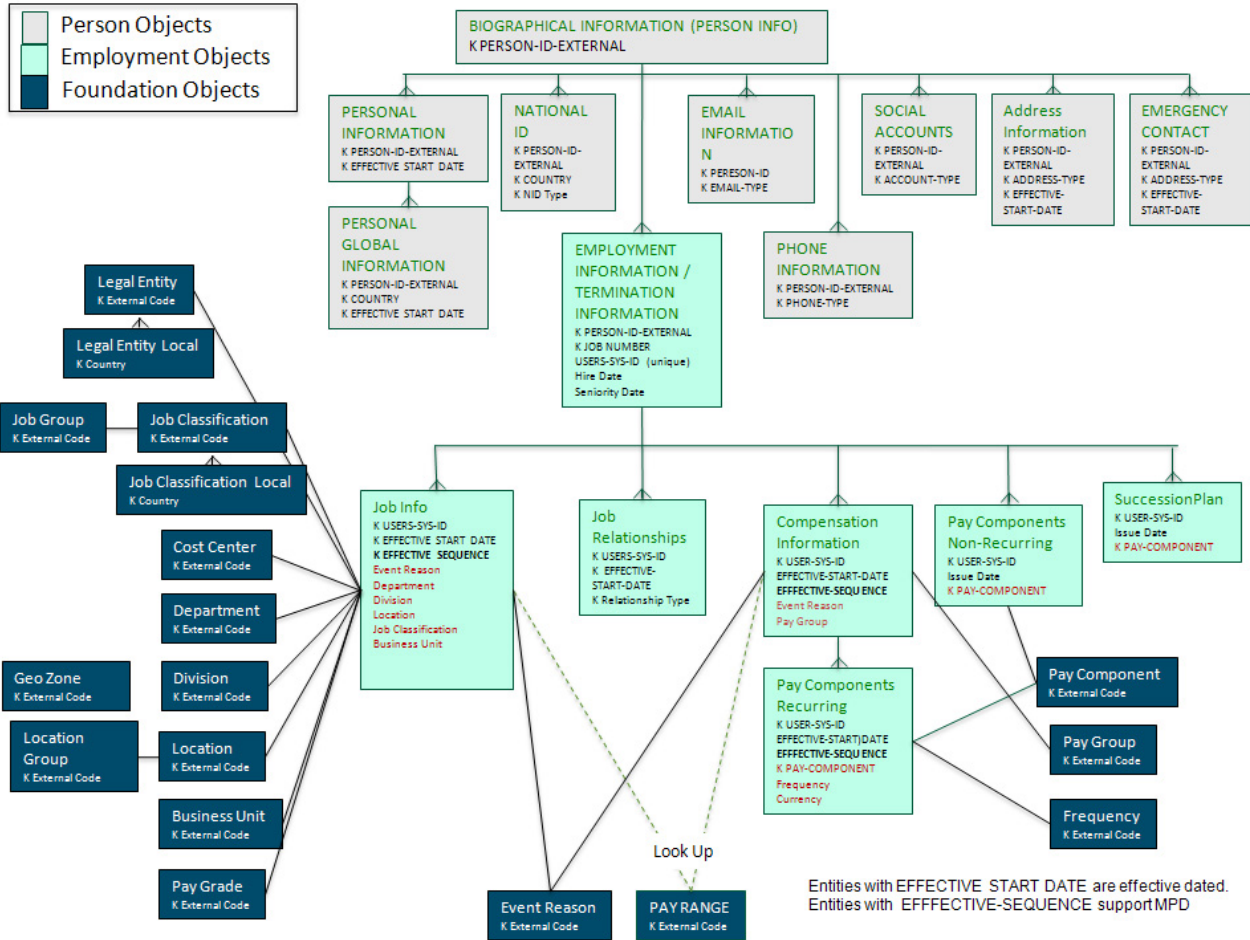
Only external user data are returned. External users cannot access internal user data via Employee Central OData APIs.

## 9.4.1.5 Employee Central Entity Relationships

Employee Central consists of employee entities and foundation entities:

1. Employee Entities: Describes person and employment objects.
2. Foundation Entities: Describes other general data such as organization, job code and pay component.

The following Entity Relation Diagram shows the relationship between the different entities. The Person and Employment objects make up Employee entities. In this diagram, the K fields denote business keys. The field names here are from the HRIS element.



## Note

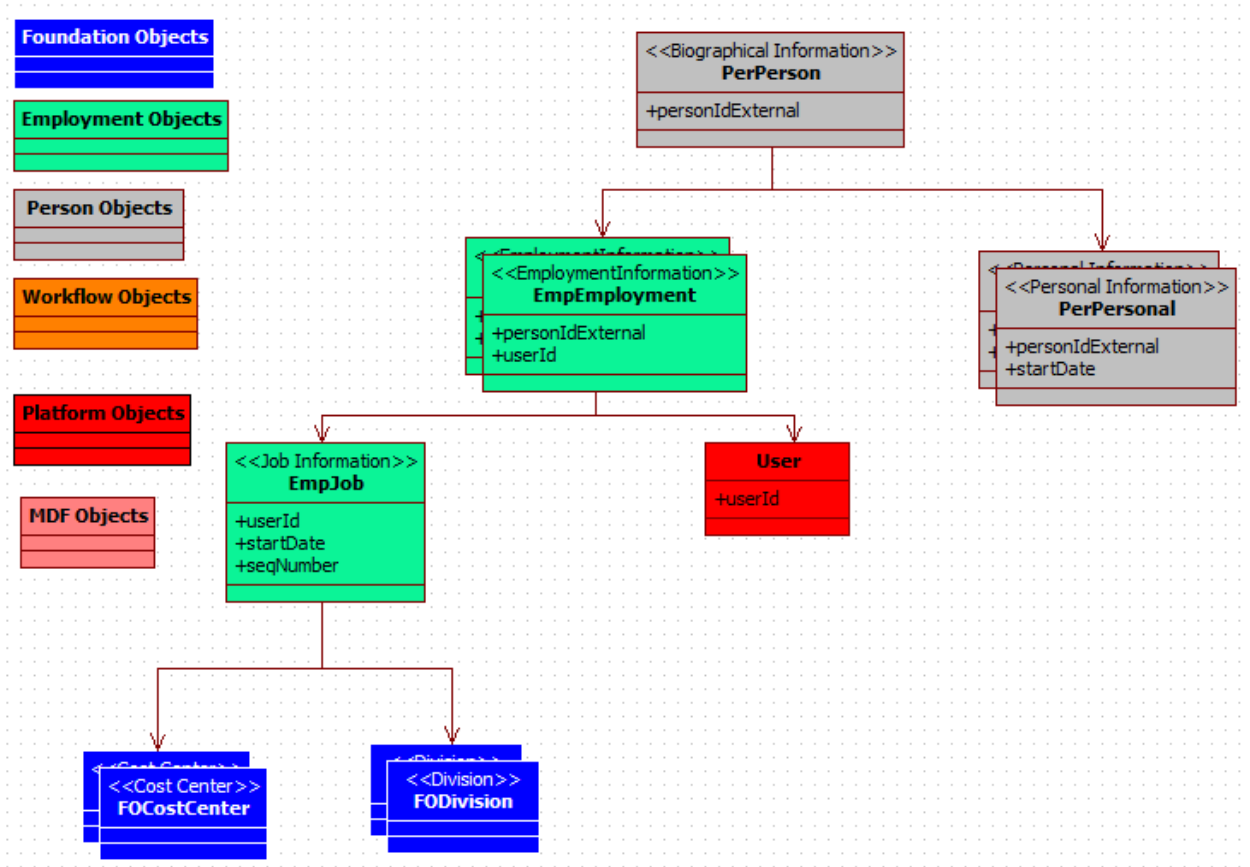
The images that follow are not complete but show a representation of some of the most important entities and their relationships within the Employee Central OData Structure. For a complete list of available entities, you can:

- use the OData API Dictionary Admin tool
- download the ODATA API metadata from the Admin Tools
- execute the following operation

```
odata/v2/$metadata
```

These OData entities are grouped as:

- Foundation Objects – Examples: FODepartment, FODivision, FOBusinessUnit
- Employment Objects - Examples: EmpJob, EmpEmployment, EmpCompensation
- Person Objects – Examples: PerPerson, PerPersonal, PerEmail
- Workflow Objects – Examples: WfRequest, WfRequestStep
- Platform Objects – Examples: User, Picklist
- MDF Objects – Example: Position



Overview of OData Structure

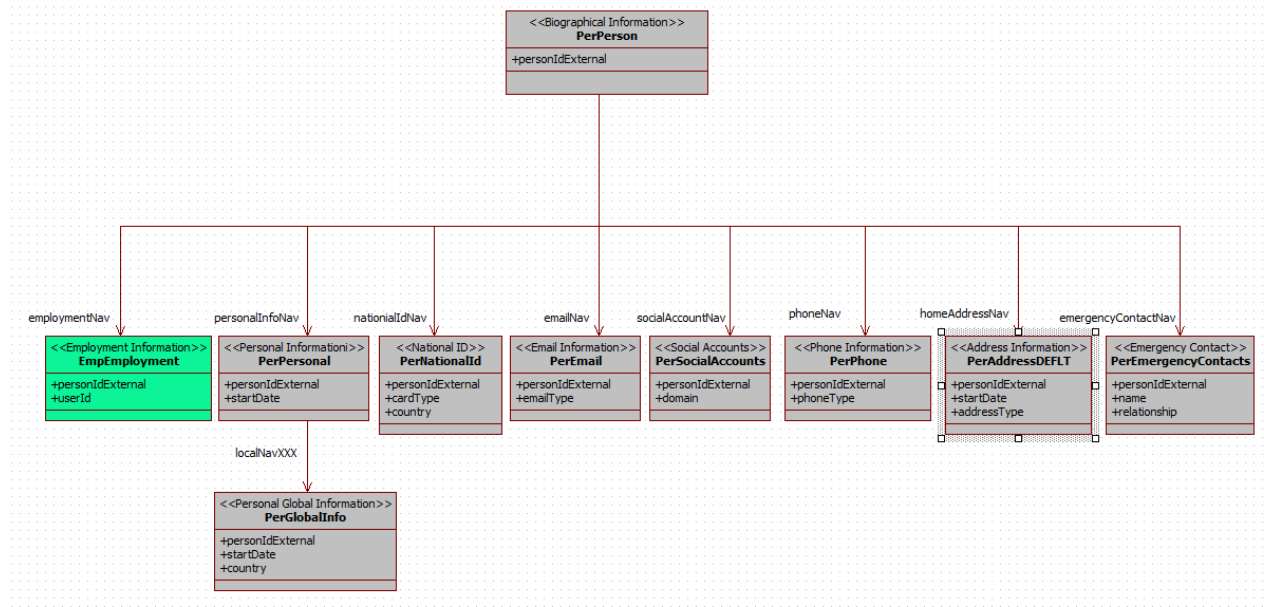
The next diagram shows the relationships for the PerPerson entity. Arrows in the picture denote navigations from one entity to another. The names written next to the arrows can be used to expand the target entity within an OData API request. For example:

```
odata/v2/PerPerson?$filter=personIdExternal+eq+'cgrant1'&$expand=emailNav
```

This request will return PerPerson entity for cgrant1 and all her emails embedded within the response for PerPerson entity. For more examples and their responses refer to the section on entities.

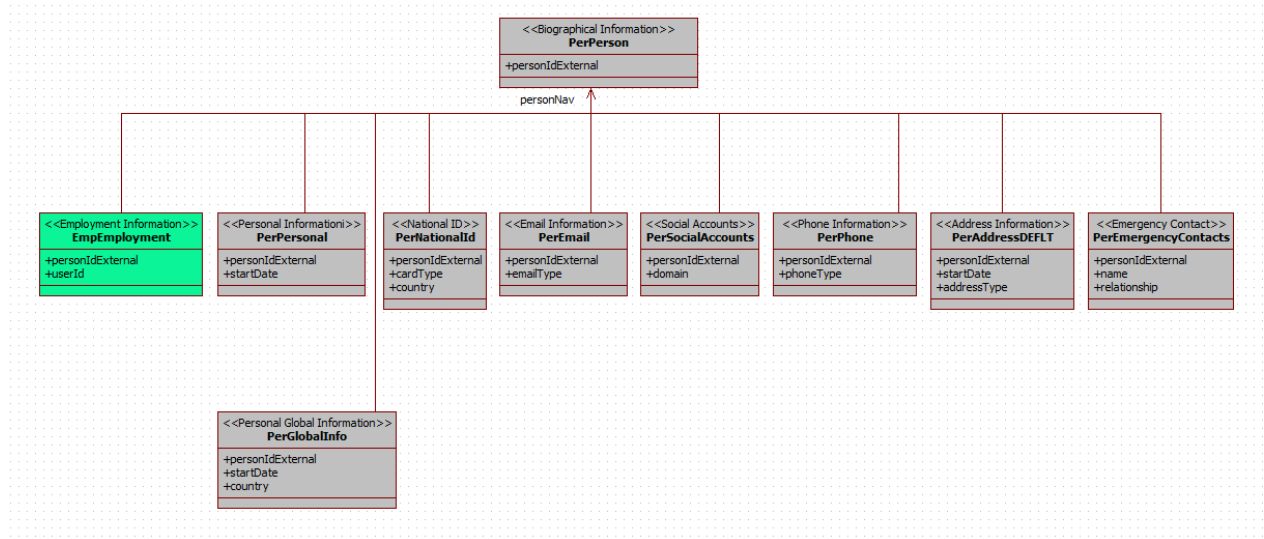
### Note

The names within << >> provide the name used on the UI while the name next to the +sign denotes a business key. For example, <<PerAddressDEFLT>> is referred to on the UI as Address Information. It also shows that the following fields are used as business keys: personIdExternal, startDate, and addressType.



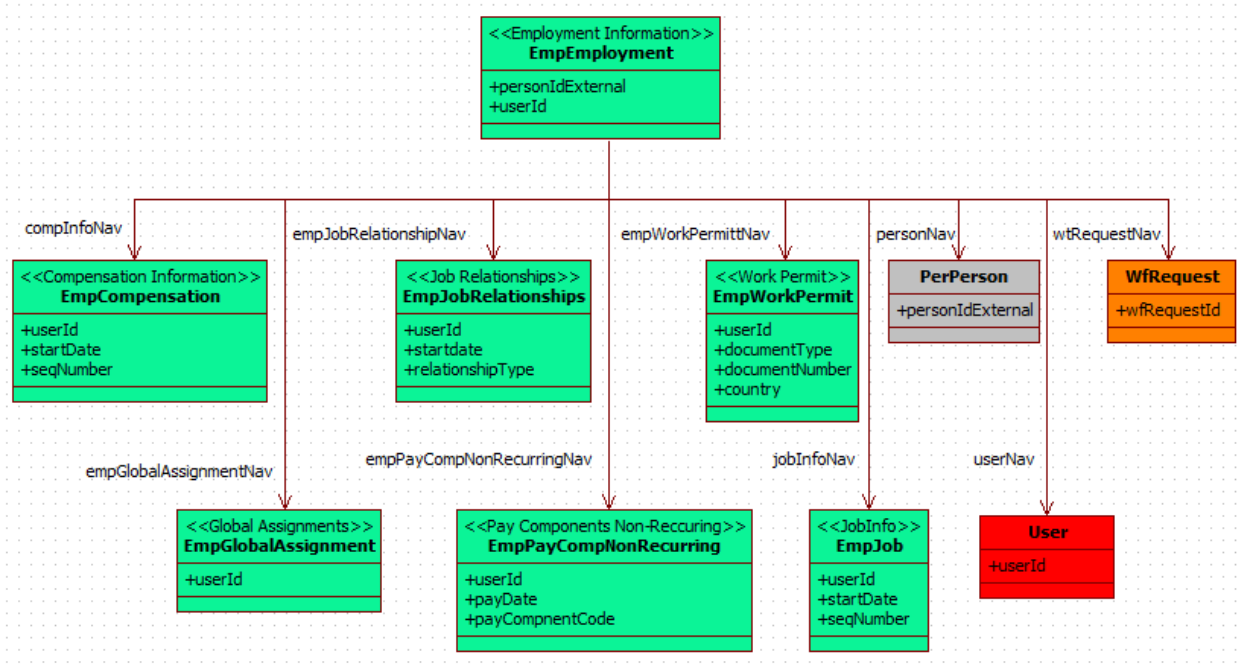
Navigations from the PerPerson Entity

The diagram above shows the major navigations going out of the PerPerson entity while the next diagram shows the major relationships navigating to the PerPerson entity.

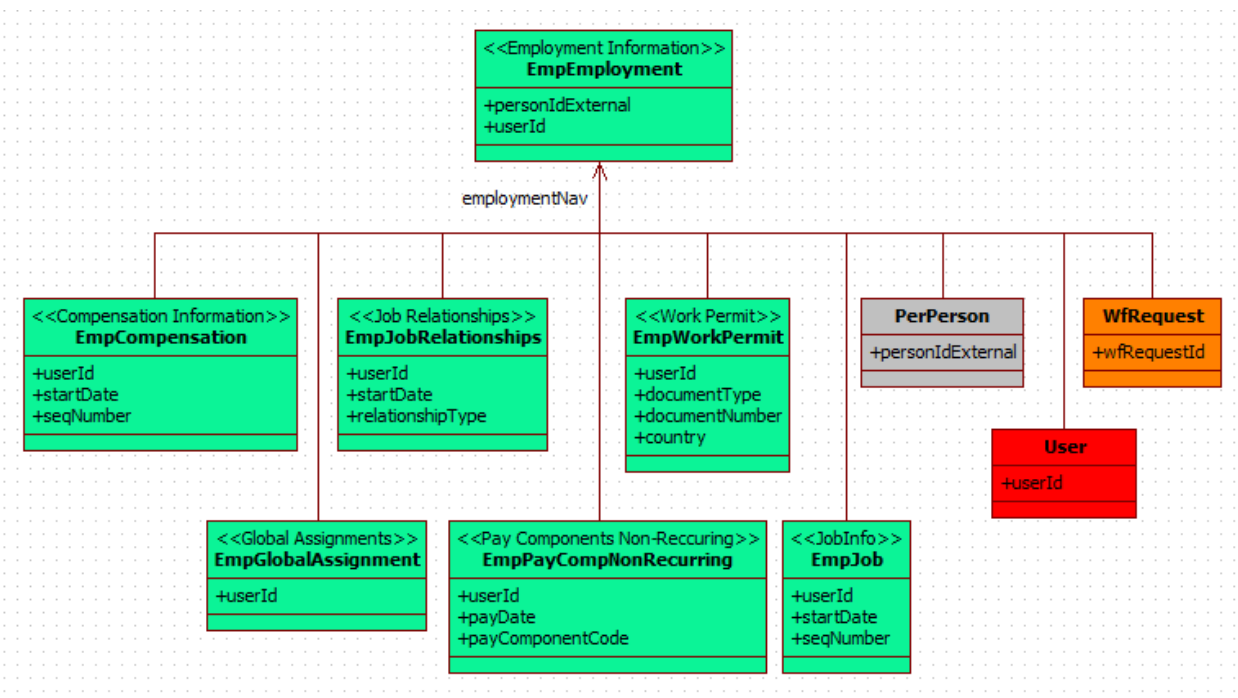


Navigations into the PerPerson Entity

Likewise, the next two diagrams show the navigations from and to the EmpEmployment entity.

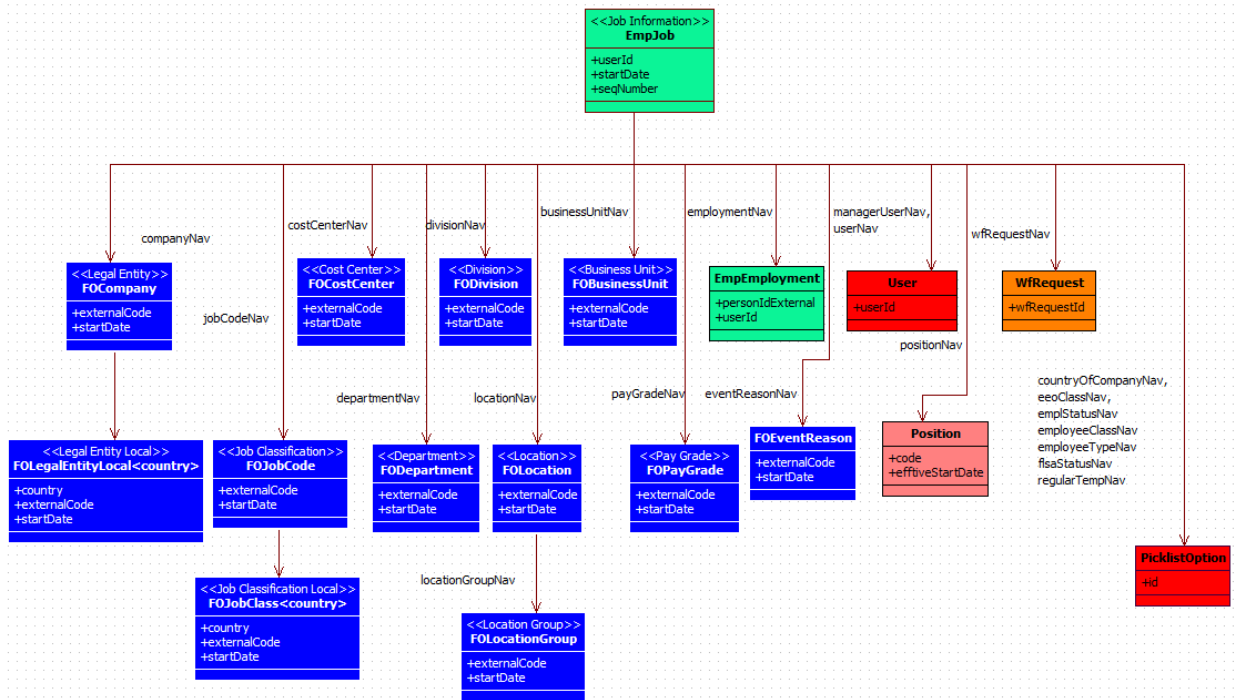


Navigations from the EmpEmployment Entity

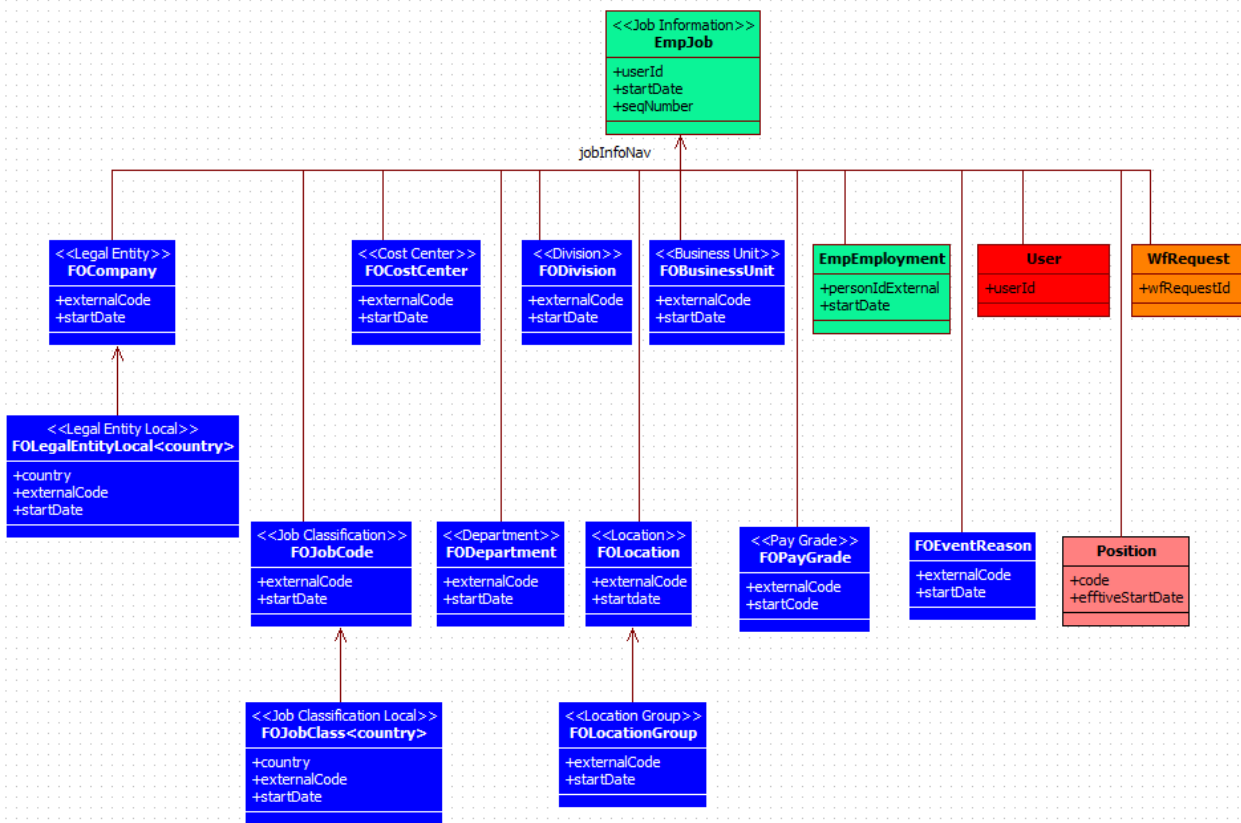


Navigations into the EmpEmployment Entity

The next two diagrams show the navigations from and to the EmpJob entity.



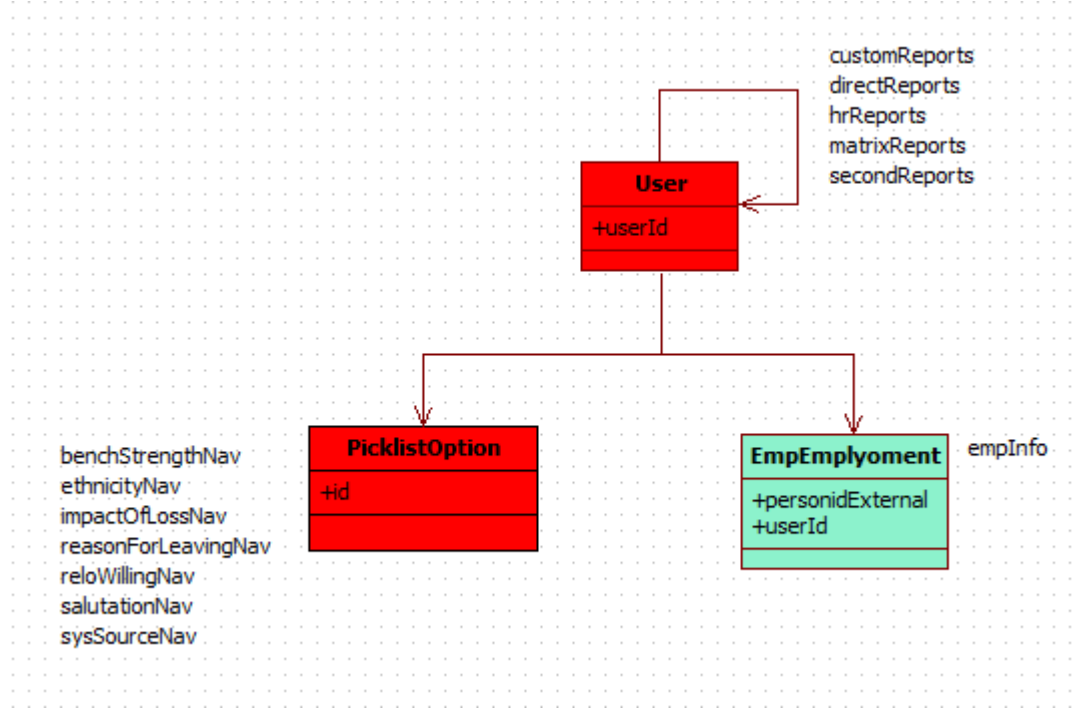
Navigations from the EmpJob Entity



Navigations into the EmpJob Entity

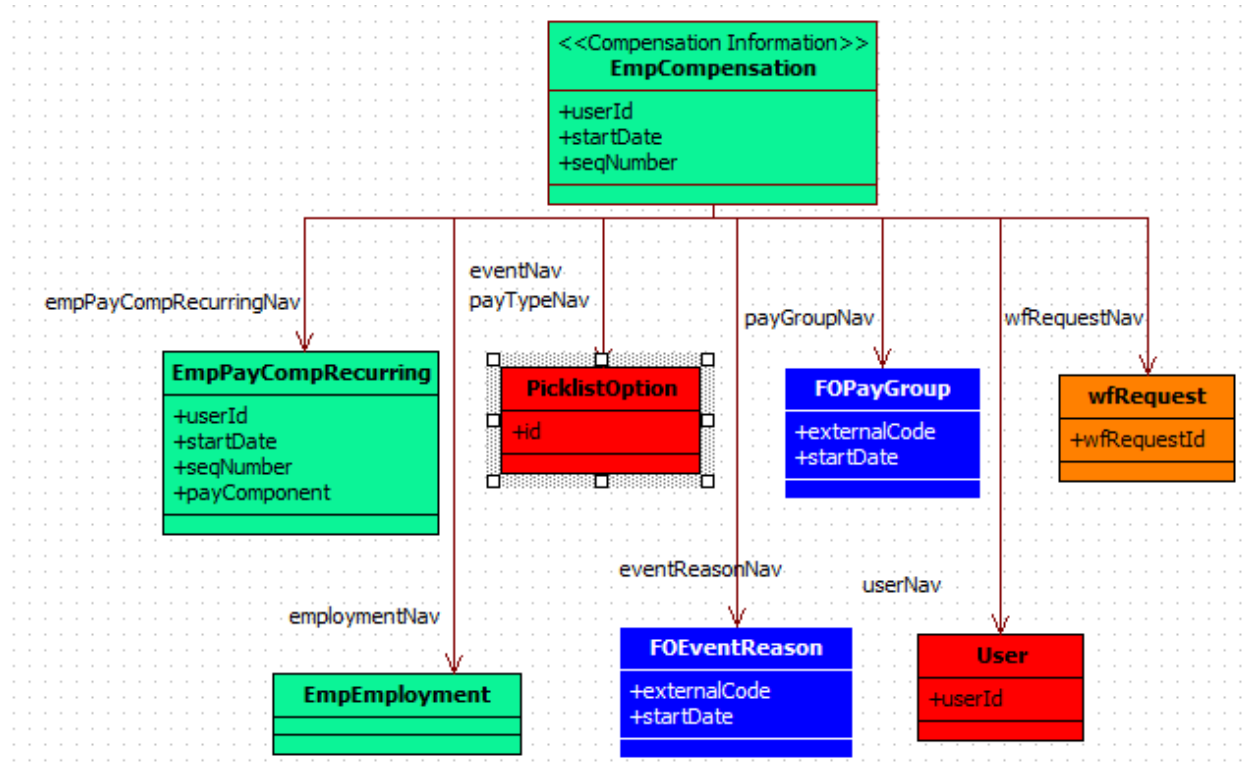


The next diagram shows the relationship for the User entity. In this diagram, the names next to the PicklistOption box show fields of User entity that are navigating to the PicklistOption entity. Likewise, for User entity. Additionally, the arrow pointing back to itself shows that the User entity navigates back to the User entity. For example, the User entity of a manager navigates to the User entity of the direct report using the directReports navigation.

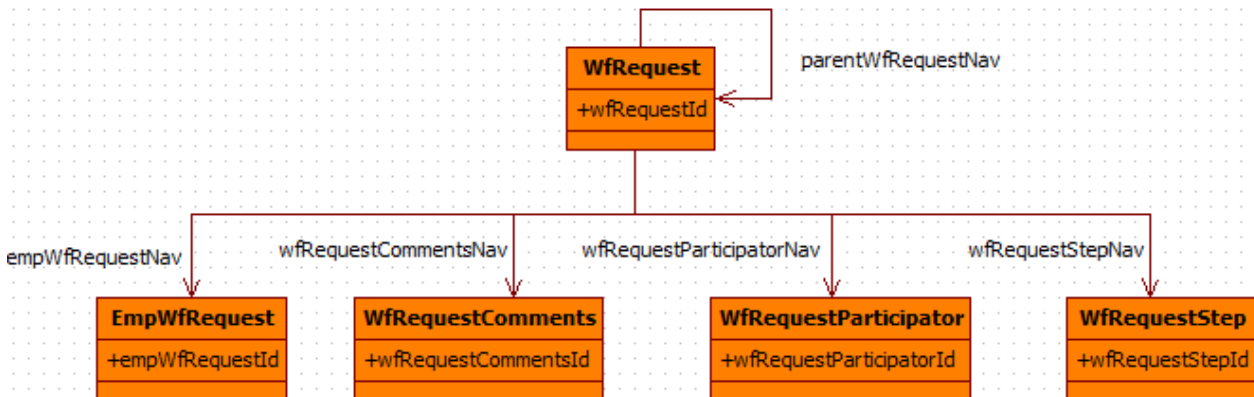


Navigations from the User Entity

The next diagram shows the relationship for the EmpCompensation entity.



Navigations from the EmpCompensation Entity



Navigations from the WfRequest Entity

## 9.4.1.6 Entity Association & Navigation

Odata APIs supports navigation for associated entities. For examples of supported scenarios, refer to the section describing the OData entity.

[Navigation to the Picklist entity \[page 563\]](#)

[Navigation to the User entity \[page 563\]](#)

[Navigation to MDF entity \[page 563\]](#)

[Foundation Object Navigation \[page 563\]](#)

[Navigation to Territory entity \[page 564\]](#)

[CSF Entity Navigation \[page 564\]](#)

[Person Entity Navigation \[page 564\]](#)

[Employment Entity Navigation \[page 565\]](#)

[Navigation from User and MDF Entities to Employee Central Entities \[page 565\]](#)

### 9.4.1.6.1 Navigation to the Picklist entity

For Employee Central fields configured as picklists in data model, navigation is available from Employee Central entities to the Picklist entity.

### 9.4.1.6.2 Navigation to the User entity

Employment related entities such as EmpJob, EmpEmployment and EmpCompensation can navigate to the User entity.

Foundation Object entities can also navigate to the User entity. For example, the manager of the Cost Center(costcenterManager) in the FOCostCenter entity or the head of the unit(headOfUnit) in the FODivision can navigate to the User entity. Custom field configured in the Corporate Data Model with Type=Worker can also navigate to the User entity.

### 9.4.1.6.3 Navigation to MDF entity

Fields in Employee Central referring to MDF objects such as the Position field in Job Information(EmpJob entity) can navigate to the position MDF entity. Custom fields configured as MDF type can also navigate to the related MDF entity.

### 9.4.1.6.4 Foundation Object Navigation

OData APIs support the following foundation object relationships by navigation:

- **Default foundation object navigation**  
For example, in the Corporate Data Model, the costCenter field in the HRIS element Department (FODepartment entity) has a predefined relationship to the cost center.
- **Flexible foundation object navigation based on associations**  
For example, associations can be defined in the Corporate Data Model to link FODepartment to FOGeozone which will also create navigations from FODepartment to FOGeozone.

## Note

The navigations described for the Picklist entity, User entity and MDF entity (in the previous sections) are supported for foundation object navigation as well.

### 9.4.1.6.5 Navigation to Territory entity

In OData APIs, Employee Central fields related to country can navigate to the Territory Entity. For example, navigation to the Territory entity exists for the following cases:

- countryOfBirth in PerPerson
- country field in PerNationalIdCard
- FOJobClassLocal
- PerGlobalInfoUSA

### 9.4.1.6.6 CSF Entity Navigation

Country-specific entities (CSF entities) are defined in the Country Specific Data Model. Examples of such entities are:

- FOJobClassLocal<country\_code> (for example, FOJobClassLocalUSA)
- PerGlobalInfo<country\_code> (for example, PerGlobalInfoUSA)

The parent entity can navigate to CSF child entity. For example:

- FOJobCode can navigate to the child entity FOJobClassLocal<country\_code> (for example, FOJobClassLocalUSA)
- FOCCompany can navigate to the child entity FOLegalEntityLocal<country\_code> (for example, FOLegalEntityLocalUSA)
- PerPersonal can navigate to the child entity PerGlobalInfo<country\_code> (for example, PerGlobalInfoUSA)

The OData API supports navigation from the CSF entity to the territory entity to get detailed information about the country.

Some of the CSF parent entities like FOLocation and PerPerson also provide navigation to address information. For example, FOLocation to FOCorporateAddressDEFLT and PerPerson to PerAddressDEFLT.

### 9.4.1.6.7 Person Entity Navigation

Person related entities such as PerPhone and PerEmail can navigate to the PerPerson entity; EmpEmployment can navigate to PerPerson too.

PerPerson can navigate to entities like:

- PerPersonal
- PerPhone
- PerEmail
- PerNationalId
- PerEmergencyContact
- EmpEmployment

## 9.4.1.6.8 Employment Entity Navigation

OData APIs support navigation from Employment related entities such as EmpJob, EmpCompensation to the EmpEmployment entity and vice-versa.

## 9.4.1.6.9 Navigation from User and MDF Entities to Employee Central Entities

OData APIs support navigation of the User Entity to the EmpEmployment entity.

MDF entities, depending on their configuration, can offer navigation to the User Entity and Employee Central Foundation Objects.

## 9.4.1.7 Country/Region-Specific Logic

This section describes the different types of country/region-specific logic for Employee Central entities and Foundation Objects (FO). The Employee Central country/region-specific configuration allows the use of different labels in the Succession Data Model and in the Country/Region-Specific Succession Data Model for one field.

### Note

SOAP APIs have limitations in accessing country/region-specific information. We recommend you to use OData APIs that provide the same functionalities with better performance.

## 9.4.1.7.1 Country/Region-Specific Logic for EmpJob, EmpEmployment, and EmpCompensation

Even if you configure the labels and attributes of `jobInfo`, `employmentInfo`, or `compInfo` fields differently for countries and regions, there's only one configuration available in the metadata of OData API `EmpJob`,

`EmpEmployment`, or `EmpCompensation`. This is because we don't have a separate entity for each country or region.

#### → Recommendation

If you use the metadata of the OData APIs in integrations or other scenarios, consider configuring the attributes identically or as the loosest for all countries and regions to avoid blocking your business.

Here're some rules to consider before you use the OData APIs:

- If a field label is configured differently by country or region, the APIs randomly use one of the configurations in metadata.
- If a field attribute, excluding `required` and `visibility`, is configured differently by country or region, the APIs randomly use a configuration in metadata.
- If the attribute `required` or `visibility` is configured differently in the Country/Region-Specific Succession Data Model, and not configured in the Succession Data Model, the APIs use the least restrictive configuration in metadata.

## Related Information

[Country/Region-Specific Data Models](#)  
[List of HRIS XML Elements and Attributes](#)  
[EmpJob \[page 665\]](#)  
[EmpEmployment \[page 650\]](#)  
[EmpCompensation \[page 638\]](#)

### 9.4.1.7.2 PerGlobalInfo<Country/Region>

Countries or regions which have not been defined in the Country/region-Specific Succession Data Model for the HRIS element `globalInfo` aren't visible in OData as a `PerGlobalInfo<Country/Region>` entity. Because it is not possible to define the HRIS element `globalInfo` in the Succession Data Model, there is also no `PerGlobal` default entity.

For upsert, there is no restriction on the country or region entity used. For example, the `PerGlobalInfoUSA` entity can be used to upsert records for USA, India, and Germany.

### 9.4.1.7.3 FOCorporateAddressDEFLT / HrisEmergencyContactAddressDEFLT

You can define the attributes of the fields for these entities differently for countries and regions in the Succession Data Model and the Country/region-Specific Data Model. As it is not possible to have multiple entities per country or region, the OData API for these entities offers a single field for all countries and regions.

Here are some things to consider before you use the API:

- If a field is configured in both the Succession Data Model and Country/region-Specific Succession Data Model, the OData API exposes the field as is configured in the Succession Data Model.
- If a field is configured in the Country/region-Specific Succession Data Model for multiple countries or regions, the OData API exposes the field as is earliest configured for a country or region on the XML.
- The OData API checks the length for all country/region-specific configurations and uses the maximum length.
- If a field is configured as a picklist for all countries or regions in the Country/region-Specific Data Model, the OData API exposes the field as a picklist even if different picklists are used. For example, `custom_string1` can be defined for `corporateAddress` of DEU as `picklist=A1`, and it can be also defined for `corporateAddress` of `country=USA` as `picklist=B1`.
- If a field is configured with a different type (Worker / FO / MDF/picklist), the field is ignored in the OData API query. This applies to the following scenarios:
  - the Succession/Corporate Data Model and the Country/region-Specific Corporate Data Model have different types, OR
  - the Country/region-Specific Data Model for different countries and regions have different types defined for the same field. For example, type is defined as a picklist for USA and type is defined as a FO for DEU.

For `corporateAddress`, the parent entity: `FOLocation` has a field name, `<addressId>` which can uniquely identify the related `corporateAddress` field. The same goes for emergency contact's address info (`addressId`).

#### 9.4.1.7.4 PerAddressDEFLT

You can define the attributes of the `PerAddressDEFLT` fields differently for countries and regions in the Succession Data Model and the Country/region-Specific Data Model. As it is not possible to have multiple entities per country or region, this OData API exposes a single entity `PerAddressDEFLT`, and offers a single field for all countries and regions.

Here are some things to consider before you use the API:

- If a field is configured in the Country/region-Specific Succession Data Model for multiple countries or regions, the OData API exposes the field as is earliest configured for a country or region on the XML.
- If a field is configured in both the Succession Data Model and Country/region-Specific Succession Data Model, the OData API exposes the field as is configured in the Succession Data Model.
- The OData API checks the length for all country/region-specific configurations and uses the maximum length.
- If a field is configured as a picklist for all countries or regions in the Country/region-Specific Data Model, the OData API exposes the field as a picklist even if different picklists are used. For example, `custom_string1` can be defined for `corporateAddress` of DEU as `picklist=A1`, and it can be also defined for `corporateAddress` of `country=USA` as `picklist=B1`.
- If a field is configured with a different type (Worker / FO / MDF / picklist), the field is ignored in the OData API query. This applies to the following scenarios:
  - the Succession/Corporate Data Model and the Country/region-Specific Corporate Data Model have different types, OR
  - the Country/region-Specific Data Model for different countries and regions have different types defined for the same field. For example, type is defined as a picklist for USA and type is defined as a FO for DEU.
- If there is no country-specific data defined for the HRIS element `homeAddress`, the definition specified in the Succession Data Model will be used.

### 9.4.1.7.5 FOLegalEntityLocal<Country/Region>

The same field can be defined differently in the Succession Data Model and the Country/region-Specific Data Model for attributes like visibility, required, picklist, and type. The OData API supports this by providing different entities for each country and region (FOLegalEntity<Country/Region>) and an entity FOLegalEntityDEFAULT for all countries and regions that have not been defined in the Country/region-Specific Data Model.

For FOLegalEntityLocal<Country/Region>, the parent entity FOCompany has three fields: `externalCode`, `startDate` and `country` which can uniquely identify the related legal entity local record.

### 9.4.1.7.6 FOJobClassLocal<Country/Region>

For the HRIS element `jobClassLocal`, the OData API provides the FOJobClassLocal<Country/Region> entity for each country or region defined in the Country/region-Specific Data model. For all other countries and regions not defined in the Country/region-Specific Data model, the FOJobClassLocalDEFAULT entity is used.

### 9.4.1.7.7 PerNationalId

This entity contains national identification card information for an employee. Only the format of the HRIS element `nationalId` can be defined in the Country/region-Specific Succession Data model. Other fields for the HRIS element `nationalId` must be defined in the Succession Data Model. There is no special handling required for National ID with respect to the OData API query operation.

## Supported Operations

Query

## Properties and Navigation Properties

This section lists only the properties and navigation properties that require special business logic, permission, or other additional information. For more information, refer to the API dictionary in [Admin Center](#) [API Center](#) [OData API Data Dictionary](#) or the API metadata using query: `https://<api-server>/odata/v2/<Entity>/$metadata`.



## Properties

Property	Description
cardType	Type of the national ID. This is a business key.
country	Country of the employee. This is a business key.
personIdExternal	Person ID of the employee. This is a business key.
nationalId	National ID of the employee.

## Use Case: Query the National ID information of an employee

### Request

Operation	Query
HTTP Method	GET
URI	<code>https://&lt;api-server&gt;/odata/v2/PerNationalId(cardType='TFN',country='AUS',personIdExternal='106032')?\$format=JSON</code>

### Response

```
{
  "d": {
    "__metadata": {
      "uri": "https://<api-server>/odata/v2/PerNationalId(cardType='TFN',country='AUS',personIdExternal='106032')",
      "type": "SFOData.PerNationalId"
    },
    "country": "AUS",
    "personIdExternal": "106032",
    "cardType": "TFN",
    "lastModifiedDateTime": "/Date(1441856057000+0000)/",
    "notes": null,
    "nationalId": "123 456 789",
    "createdBy": "adminldr",
    "isPrimary": true,
    "lastModifiedBy": "adminldr",
    "createdDateTime": "/Date(1441856057000+0000)/",
    "createdOn": "/Date(1441841657000)/",
    "lastModifiedOn": "/Date(1441841657000)/",
    "personNav": {
      "__deferred": {
        "uri": "https://<api-server>/odata/v2/PerNationalId(cardType='TFN',country='AUS',personIdExternal='106032')/personNav"
      }
    },
    "countryNav": {
      "__deferred": {
        "uri": "https://<api-server>/odata/v2/PerNationalId(cardType='TFN',country='AUS',personIdExternal='106032')/countryNav"
      }
    }
  }
}
```

```
}
```

## Related Information

[SAP Business Accelerator Hub: PerNationalId](#)

### 9.4.1.8 Date Handling for Employee Central Entities

To understand date handling for Employee Central Entities, you need to understand the concepts of effective dating, multiple changes per day (MCPD) and last modified query behavior.

Take a look at the related topics, if these concepts are new to you.

## Related Information

[Effective Dating \[page 570\]](#)

[Effective Dated Query in OData \[page 571\]](#)

[Multiple Changes Per Day \(MCPD\) Entities \[page 577\]](#)

[Effective-Dated Entities with \\$expand \[page 573\]](#)

[Last Modified Queries and Effective Dated Entities \[page 579\]](#)

#### 9.4.1.8.1 Effective Dating

The effective dating mechanism enables entities to have an effective start date and an effective end date, and a record becomes effective between its start date and end date. Effective dating ensures that there is no time gap between records, and enable you to track historical data accurately.

### Effective-Dated Entities

Effective-dated entities, including `EmpCompensation`, `EmpJob`, `EmpJobRelationships`, and `PerPersonal`, are usually featuring a business key `startDate`. However, for a few effective-dated entities like `EmpCostDistribution`, such business key is named `effectiveStartDate`, instead of `startDate`.

## How Does It Work?

For an effective-dated entity, when you insert a new record, the end date of the previous record is automatically set to the day before the effective start date of the new record. And the new record is automatically assigned an end date of 12-31-9999.

### Note

- When you insert a record for an effective-dated entity, do not provide the end date in your request URI. End dates are assigned by system automatically. If you provide a different end date, the system cannot accept the record and returns errors.
- Do not provide time in the start date or custom date type fields. Any time value in date type fields is regarded as "00:00:00".

## UI Behavior

When you edit an existing record in an effective-dated entity, this is same as making an incremental upsert using the API with a new key (that is a new date or sequence number).

Corrections to effective-dated records become effective immediately.

### [Effective Dated Query in OData \[page 571\]](#)

When querying an effective-dated entity, you can use parameters `asOfDate`, `fromDate`, and `toDate` as filters to query the history or future records.

### [Effective-Dated Entities with \\$expand \[page 573\]](#)

Know about the behaviors when you query effective-dated entities with `$expand`.

### [Multiple Changes Per Day \(MCPD\) Entities \[page 577\]](#)

Some effective-dated entities support multiple changes per day (MCPD).

### [Last Modified Queries and Effective Dated Entities \[page 579\]](#)

Learn about how to query the last modified information of effective dated entities.

## 9.4.1.8.1.1 Effective Dated Query in OData

When querying an effective-dated entity, you can use parameters `asOfDate`, `fromDate`, and `toDate` as filters to query the history or future records.

There are two ways to query effective-dated entities. You can use either one but you cannot use both in one query. When you use these parameters, you need to define the date in the format YYYY-MM-DD, or errors occur.

- `asOfDate` query: Returns one single effective record as of the specified date.
- `fromDate` and `toDate` query (also known as date range query): Returns records effective between the specified date range.

If no `asOfDate` parameter or date range parameter is specified, by default `asOfDate = Today` (the current date of the query) is applied to the query. For example, if you query `EmpJob` with `https://<api-server>/odata/v2/EmpJob` on 2021-03-29, it returns the `EmpJob` record effective as of 2021-03-29.

The URI parameters `asOfDate`, `fromDate`, `toDate` are global Employee Central parameters but not standard OData parameters. They aren't preceded by the \$ symbol as other OData parameters. When you use these

parameters with `$expand`, they're applied to the root entity specified in the query request and also to the expanded entities. See Effective-Dated Entities with `$expand`.

## Related Information

[Effective-Dated Entities with `\$expand` \[page 573\]](#)

### 9.4.1.8.1.1.1 `fromDate` and `toDate` (Date Range) Query

Use the date range parameters `fromDate` and `toDate` to query records of effective-dated entities that are effective between a defined time interval.

In a date range query, the returned records should have an effective start date no later than `toDate`, and an effective end date no earlier than `fromDate`. A query in which `fromDate` equals to `toDate` is also regarded as a date range query.

You can use the two parameters in pairs, or use either of them. If you only specify `fromDate` in the request, the system end date is used as `toDate`. And if you only specify a `toDate`, the system start date is used as `fromDate`. In this way an effective date range is defined.

## Examples

### Example 1: Use `fromDate` only

Request: `https://<api-server>/odata/v2/PerPersonal?fromDate=2020-12-31`

Results: Returns the `PerPersonal` records effective from 2020-12-31 to the system end date.

### Example 2: Use `toDate` only

Request: `https://<api-server>/odata/v2/PerPersonal?toDate=2020-12-31`

Results: Returns the `PerPersonal` records effective from the system start date to 2020-12-31(included).

### Example 3: Use in pairs

Request: `https://<api-server>/odata/v2/PerPersonal?fromDate=2010-12-31&toDate=2020-12-31`

Results: Returns the `PerPersonal` records effective from 2010-12-31 to 2020-12-31(included).

### Example 4: Date range query with filters

Request: `https://<api-server>/odata/v2/PerPersonal?&$filter=startDate+gt+datetime'2012-10-30T00:00:00'&fromDate=01-01-1990&$select=startDate,createdOn,personIdExternal`

Results: Returns the `PerPersonal` records effective from 2012-10-30 to the system end date.

## Note

If you remove the `fromDate` parameter, fewer records are returned. This is because without any date range or `asOfDate` parameter specified, `asOfDate=Today` is applied before the filter is applied.

### 9.4.1.8.1.1.2 asOfDate Query

Use the `asOfDate` parameter to query records of effective-dated entities effective on a defined date.

In an `asOfDate` query, the returned records should have `asOfDate` between their effective start date and effective end date.

If no `asOfDate` parameter or date range parameter is specified, by default `asOfDate = Today` (the current date of the query) is applied to the query.

## Examples

### Example 1: Use `asOfDate`

Request: `https://<api-server>/odata/v2/PerPersonal?asOfDate=2020-02-16`

Results: Returns the `PerPersonal` records effective on 2020-02-16.

### Example 2: No `asOfDate` or date range parameter

Request: `https://<api-server>/odata/v2/PerPersonal`

Results: Returns the `PerPersonal` records effective today.

### Example 2: `asOfDate` query with filters

Request: `https://<api-server>/odata/v2/PerPersonal?&filter=standardHours+gt+'20'&asOfDate=2020-01-01`

Results: Returns the `PerPersonal` records that meet the requirements and are effective on 2020-01-01.

### 9.4.1.8.1.2 Effective-Dated Entities with `$expand`

Know about the behaviors when you query effective-dated entities with `$expand`.

You can use one of the following ways to query effective-dated entities with `$expand`.

- `asOfDate` query: Returns one single effective record as of the specified date. If no `asOfDate` parameter or date range parameter is specified, by default `asOfDate = Today` (the current date of the query) is applied to the query.
- `fromDate` and `toDate` query (date range query): Returns records effective between the specified date range.

For a `Picklist` field, the navigated entity is `PicklistValue`. When expanding a `Picklist` field, the `effectiveStartDate/effectiveEndDate` of the `Picklist` entity are used, because `PicklistValue` is not effective-dated.

## 9.4.1.8.1.2.1 Navigation from Effective-Dated Entities

Know about the behaviors when you query effective-dated entities with `$expand`.

### Date Range Query

A few notes that apply:

- The date range parameters `fromDate` and `toDate` can only apply to the root entity.
- If all the navigated entities are effective dated, each navigated entity applies an query in which `asOfDate` = effective start date of its parent entity.
- If one or more navigated entities are not effective dated, each navigated entities before the first non effective-dated entity applies an query in which `asOfDate` = effective start date of its parent entity, and the other effective-dated entities apply an query in which `asOfDate` = Today (current date of the query).

#### Example 1: Navigation from `EmpJob` to `FODepartment` (both are effective-dated entities)

An employee whose User ID is "cgrant" has three `EmpJob` records as follows:

Record	User ID	StartDate	EndDate
3	cgrant	2020-03-08	9999-12-31
2	cgrant	2020-02-05	2020-03-07
1	cgrant	2020-01-08	2020-02-04

The user has four `FODepartment` records as follows:

Record	User ID	StartDate	EndDate
4	cgrant	2020-03-01	9999-12-31
3	cgrant	2020-01-29	2020-02-29
2	cgrant	2020-01-20	2020-01-28
1	cgrant	2020-01-02	2020-01-19

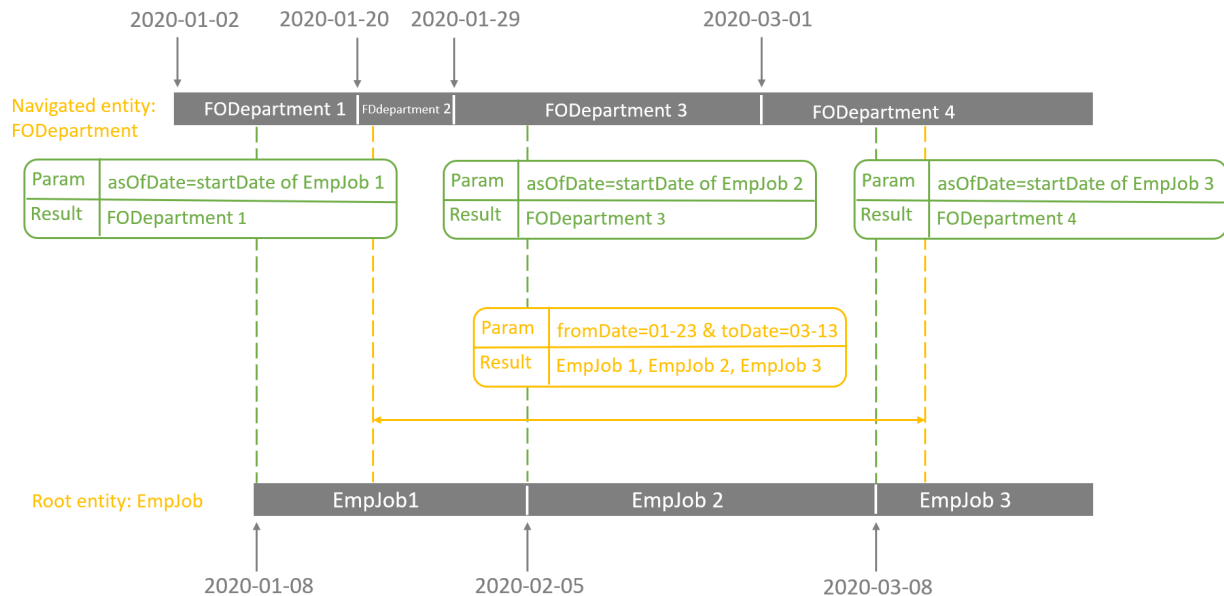
Request

```
https://<API-Server>/odata/v2/EmpJob?  
fromDate=2020-03-15&toDate=2020-03-30&$expand=departmentNav
```

Result

EmpJob record 1 + FODepartment record 1, EmpJob record 2 + FODepartment record 3, EmpJob record 3 + FODepartment record 4.

The following diagram explains how these parameters work:



## Example 2: Navigation from EmpJob to FODepartment and from FODepartment to FOCostCenter (all are effective-dated entities)

Request

```
https://<API-Server>/odata/v2/EmpJob?  
fromDate=2020-03-15&toDate=2020-03-30&$expand=departmentNav,departmentNav/costCenterNav
```

Result

This will return the same `EmpJob` and `FOCostCenter` records as in example 1. Each `FODepartment` record has one single `FOCostCenter` record that is effective as of the start date of the parent entity.

## asOfDate Query

In a `asOfDate` query, the `asOfDate` parameter applies to all effective-dated objects in the request.

## Example 3: Navigation from EmpJob to FODepartment (both are effective-dated entities)

Request

```
https://<API-Server>/odata/v2/EmpJob?asOfDate=2020-03-30&$expand=departmentNav
```

Result

EmpJob record 3 + FODepartment record 4

## 9.4.1.8.1.2.2 Navigation from Non-Effective-Dated Entities

Know about the behaviors when you query non-effective-dated entities with `$expand`.

### Date Range Query

A few notes that apply:

- The date range parameters `fromDate` and `toDate` can only apply to the first effective-dated entity in a navigation path.
- For the entities after the first effective-dated entity in the navigation path:
  - If all the navigated entities are effective dated, then each navigated entity applies a query in which `asOfDate` = effective start date of its parent entity.
  - If not all navigated entities are effective dated, then each navigated entity before the first non-effective-dated entity applies a query in which `asOfDate` = effective start date of its parent entity, and the other effective-dated entities apply a query in which `asOfDate` = Today (current date of the query).

#### Example 1: Navigation from `EmpEmployment` (non-effective-dated entity) to `EmpJobRelationships` (effective-dated entity)

Request

```
https://<API-Server>/odata/v2/EmpEmployment?  
fromDate=2020-03-15&toDate=2020-03-30&$expand= empJobRelationshipNav
```

Result

This request returns the non-effective-dated `EmpEmployment` record, and the `EmpJobRelationships` records effective between 2020-03-15 and 2020-03-30.

#### Example 2: Navigation from `PerPerson` (non-effective-dated entity) to `EmpEmployment` (non-effective-dated entity) and then to `EmpJobRelationships` (effective-dated entity)

Request

```
https://<API-Server>/odata/v2/PerPerson?&$expand=employmentNav, employmentNav/  
empJobRelationshipNav$fromDate=2020-03-03&toDate=2020-03-27
```

Result

This request returns the non-effective-dated `PerPerson` and the non-effective-dated `EmpEmployment` records, with the `EmpJobRelationships` records effective between 2020-03-03 and 2020-03-27.

### asOfDate Query

The `asOfDate` parameter applies to the effective-dated entities in the navigation path.



### Example 1: Navigation from `EmpEmployment` (non-effective-dated entity) to `EmpJobRelationships` (effective-dated entity)

Request

```
https://<API-Server>/odata/v2/EmpEmployment?  
asOfDate=2020-03-15&$expand=empJobRelationshipNav
```

This request returns the non-effective-dated `EmpEmployment` record and the `EmpJobRelationships` record effective as of 2020-03-15.

## 9.4.1.8.1.3 Multiple Changes Per Day (MCPD) Entities

Some effective-dated entities support multiple changes per day (MCPD).

If you update an MCPD entity multiple times in one day, each update is assigned a sequence number, which provides a history of all changes made to the entity for that day. The following entities support MCPD:

- `EmpJob`
- `EmpCompensation`
- `EmpPayCompRecurring`

To see the MCPD entities in your own instance, you can check whether the entity has the business key `seqNumber`.

If you want to filter all history records for MCPD entities, make sure to enable the `seqNumber` property by setting `enabled="Yes"` in BCUI. For more information about using BCUI to modify your data model, see [Setting Up and Using Business Configuration UI \(BCUI\)](#).

#### Note

If `seqNumber` is disabled for MCPD entities, when you query history records, only one record is returned randomly of the day.

When you query MCPD entities:

- In date range queries, all records on the same day will be returned. Please note that there might be gaps in sequence numbers if records have been deleted.

#### → Tip

If you want to retrieve only the last updated record for each day within a date range, you can use the boolean type property `effectiveLatestChange` as a filter.

- In `asOfDate` queries, only the record with the largest sequence number of the day will be returned.

## Examples

The user "cgrant" has four `EmpJob` records and four `EmpCompensation` records as follows.

#### EmpJob Records

Record	User ID	StartDate	EndDate	SeqNumber
1	cgrant	2017-11-14	9999-12-31	1
2	cgrant	2017-11-02	2017-11-13	2
3	cgrant	2017-11-02	2017-11-02	1
4	cgrant	2005-09-01	2017-11-01	1

#### EmpCompensation Records

Record	User ID	StartDate	EndDate	SeqNumber
1	cgrant	2017-11-14	9999-12-31	1
2	cgrant	2017-11-02	2017-11-13	2
3	cgrant	2017-11-02	2017-11-02	1
4	cgrant	2005-09-01	2017-11-01	1

#### Example 1: Date range query of EmpJob

Request: `https://<api-server>/odata/v2/EmpJob?filter=userId+eq+'cgrant'&$fromDate=2017-03-15&toDate=2020-03-30`

Result: Record 1, 2, 3, and 4

#### Example 2: asOfDate query of EmpJob

Request: `https://<api-server>/odata/v2/EmpJob?filter=userId+eq+'cgrant'&$asOfDate=2017-11-02`

Result: Record 2

#### Example 3: Date range query with navigation from EmpEmpEmployment (non-effective-dated entity) to EmpJob (MCPD entity)

Request: `https://<api-server>/odata/v2/EmpEmployment?fromDate=2017-03-15&toDate=2020-03-30&$expand=jobInfoNav`

Result: One EmpEmployment record with the EmpJob records 1, 2, 3, and 4

#### Example 4: Date range query with navigation from EmpCompensation (MCPD entity) to EmpJob (MCPD entity)

Request: `https://<api-server>/odata/v2/EmpCompensation?filter=userId+eq+'cgrant'&$fromDate=2017-03-15&toDate=2020-03-30&$expand=jobInfoNav`

Result: The EmpCompensation record 1, 2, 3, and 4 with the the EmpJob records 1, 2, 4

#### Note

Both entities have multiple records on 2017-11-02. For EmpCompensation, the date range parameter are applied, so all records are returned. For EmpJob, the asOfDate parameters are applied, so only the record with the largest sequence number is returned.

## Related Information

[EmpJob \[page 665\]](#)

[EmpCompensation \[page 638\]](#)

[EmpPayCompRecurring \[page 685\]](#)

### 9.4.1.8.1.4 Last Modified Queries and Effective Dated Entities

Learn about how to query the last modified information of effective dated entities.

The fields `lastModifiedOn` and `lastModifiedDateTime` store the date and time of the last change or creation in two different formats. `lastModifiedOn` with the `DateTime` format represents the date information in UTC time, and `lastModifiedDateTime` with the `DateTimeOffset` format represents the date information with timezone offset information. For more information about the two formats, see the Related Information.

When you to create a last modified date query for an effective dated entity, you can use one of the following:

`lastModifiedDateTime` with date time offset 'YYYY-MM-DDTHH:MM:SSZ'

Or

`lastModifiedOn` with date time 'YYYY-MM-DDTHH:MM:SS'

## Related Information

[Using the DateTime Format](#)

[Using the DateTimeOffset Format](#)

### 9.4.1.8.1.4.1 lastModifiedDateTime and \$filter

You can specify the `lastModifiedDateTime` field in a filter to query effective dated records based on the last modified date and time. The behavior and usage of `lastModifiedOn` is the same. Filters on both parameters work in the same way for all Employee Central effective dated entities.

## How does it work?

When the `lastModifiedDateTime` is part of a filter, without the `fromDate` and `toDate` query options, the system handles the query using the `asOfDate eq (today's date)` option by default. That is, if any of the employee's records was updated or deleted, and the date satisfies the `lastModifiedDateTime` filter, the response contains only the current effective dated record of the employee. See Example 2 in the Examples section. For more information about using `asOfDate`, see [asOfDate Query \[page 573\]](#).

When you use the `lastModifiedDateTime` filter together with the `fromDate` or `toDate` query options, all the records that are effective in the `fromDate` or `toDate` time interval are returned. That is, if any of the employee's records was updated or deleted, and the date satisfies the `lastModifiedDateTime` filter, the response contains all the records that are effective in the time interval specified by the `fromDate` or `toDate` query options. See Example 3 in the Examples section. For more information about using `fromDate` and `toDate`, see [fromDate and toDate \(Date Range\) Query \[page 572\]](#).

## Put `lastModifiedDateTime` on the left or right?

To meet various needs for individual users, the behavior of `lastModifiedDateTime` is different, depending on whether you put the `lastModifiedDateTime` parameter on the left or right. For example, two queries that contain `$filter=lastModifiedDateTime+ge+datetime'2018-03-01T00:00:00'` and `$filter=datetime'2018-03-01T00:00:00'+le+lastModifiedDateTime` return different results, even though the criteria looks the same. With `lastModifiedDateTime` in different positions, the search scope is as follows:

Position of <code>lastModifiedDateTime</code>	Search Scope	Corresponding Example
Left	Both entity records and audit logs	Example 4
<div style="border: 1px solid #ccc; background-color: #f9f9f9; padding: 10px; margin: 10px 0;"> <p><b>Note</b></p> <p>Audit logs are considered in the <code>lastModifiedDateTime</code> filter query, but they won't be returned in the response.</p> </div>		
Right	Only entity records	Example 5

## Examples

An employee whose User ID is "cgrant" has four `EmpJob` records:

Record	User ID	StartDate	EndDate	SeqNumber	LastModifiedDateTime
1	cgrant	2017-11-14	9999-12-31	1	2018-02-06T05:17:20
2	cgrant	2017-11-02	2017-11-13	2	2017-11-03T04:40:27
3	cgrant	2017-11-02	2017-11-02	1	2017-11-03T03:32:06

Record	User ID	StartDate	EndDate	SeqNumber	LastModifiedDate-Time
4	cgrant	2005-09-01	2017-11-01	1	2011-10-11T09:44:56

### Example 1

Request: `https://<hostname>/odata/v2/EmpJob?userId+eq+'cgrant'`

Result: record 1.

The result contains only the current effective dated record, which is record 1.

### Example 2

Request: `https://<hostname>/odata/v2/EmpJob?`

`$filter=lastModifiedDateTime+gt+datetimeoffset'2011-01-01T00:00:00Z'+and+userId+eq+'cgrant'`

Result: record 1.

The `asOfDate eq (today's date)` option is used by default. The result contains only the current effective dated record, which is record 1.

### Example 3

Request: `https://<hostname>/odata/v2/EmpJob?`

`$filter=lastModifiedDateTime+gt+datetimeoffset'2018-01-01T00:00:00Z'+and+userId+eq+'cgrant'&fromDate=1990-01-01`

Result: record 1, record 2, record 3, record 4.

You can use `fromDate` and `toDate` to retrieve history records.

Then assume that the last record was deleted on March 2, 2018.

### Example 4

After the last record was deleted on March 2, 2018, run the following query:

Request: `https://<hostname>/odata/v2/EmpJob?`

`$filter=lastModifiedDateTime+gt+datetimeoffset'2018-03-01T00:00:00Z'+and+userId+eq+'cgrant'`

Result: record 1.

Because the `lastModifiedDateTime` parameter is on the left side, the system first checks the entity records and finds that there is no record satisfying the filter. Then, the system checks the audit logs and finds that the last data change happened on March 2, 2018, which satisfies the filter. So the current effective dated record of "cgrant" is returned, which is record 1.

### Example 5

Request: `https://<hostname>/odata/v2/EmpJob?`

`$filter=datetimeoffset'2018-03-01T00:00:00Z'+le+lastModifiedDateTime+and+userId+eq+'cgrant'`

Result: no record.

Because the `lastModifiedDateTime` parameter is on the right side, the system checks only the entity records, where no record satisfies the filter.

#### Note

- If an effective dated record is deleted, it cannot be found in the entity records, but it still exists in the audit logs.
- If all records of the employee were deleted, no record is returned in the response, no matter whether the `lastModifiedDateTime` parameter is on left or right. Because the entity is empty, no record can be returned by using the `asOfDate` option.

## 9.4.1.8.2 Getting your time zones right

It's crucial that you do not mix and match the different time zones otherwise you'll end up with inconsistencies so please take a minute to familiarize yourself with how we handle time zones. Different fields, for example, `<lastModifiedDateTime>`, `<lastModifiedDate>`, and so on represent different time zones and you need to be able to tell the difference.

### What time zones do we have?

We represent the following time zones in our entities:

- UTC (Universal Time Clock)
- Server Time

### Recommendation

To avoid inconsistencies, we recommend that you always use the UTC time zone.

### How can I tell if a field is in the UTC or server time zone?

To know which field is in which time zone, you also need to know the oData protocol type that supports the field. We use:

- `Edm.DateTime` = server time zone
- `Edm.DateTimeOffset` = UTC

### Edm.DateTime (= server time zone)

Usually, **but not always**, the following fields are of the type `Edm.DateTime` and are in the server time zone.

- `<createdDate>`
- `<createdOn>`
- `<lastModifiedDate>`
- `<lastModifiedOn>`

#### Note

`<createdOn>` and `<lastModifiedOn>` will represent UTC time after the server migrates to UTC.

### Examples of exceptions

Here are few examples of exceptions where the fields `createdDate`, `createdOn`, or `lastModifiedDate` are not of the type `Edm.DateTime` but are of the type `Edm.DateTimeOffset`.

You must be sure to check entities on a case-by-case basis yourself. This list of exceptions is not exhaustive.

Entity	Field That is Not <code>Edm.DateTime</code> but <code>Edm.DateTimeOffset</code>
Attachment	<code>createdDate</code>
Background_*	<code>lastModifiedDate</code>

### Edm.DateTimeOffset (=UTC)

Usually, **but not always**, the following fields are of the type `Edm.DateTimeOffset` and are in the UTC time zone.

- `<createdDateTime>`
- `<lastModifiedDateTime>`
- `<lastModifiedDatewithTZ>`
- `< lastModifiedWithTZ>`

Although there are currently no known exceptions to this rule, we recommend that you check the entities on a case-by-case basis yourself.

#### Example: PerPhone

Take a look at the snippet of code below – here you can clearly see that the different time zones are available in the entity as represented by the `<createdOn>`, `<createdDateTime>`, `< lastModifiedOn>`, and `<lastModifiedDateTime>`.

#### Sample Code

```
<m:properties>
  <d:personIdExternal>achin1</d:personIdExternal>
  <d:phoneType>5845</d:phoneType>
  <d:extension m:null="true" />
  <d:createdOn m:type="Edm.DateTime">2011-03-17T21:39:02</d:createdOn>
  <d:isPrimary m:type="Edm.Boolean">true</d:isPrimary>
  <d:phoneNumber>661 2000</d:phoneNumber>
  <d:createdBy>admin</d:createdBy>
  <d:lastModifiedBy>admin</d:lastModifiedBy>
  <d:createdDateTime m:type="Edm.DateTimeOffset">2011-03-18T01:39:02Z</
d:createdDateTime>
  <d:lastModifiedOn m:type="Edm.DateTime">2011-03-17T21:39:02</
d:lastModifiedOn>
  <d:lastModifiedDateTime m:type="Edm.DateTimeOffset">2011-03-18T01:39:02Z</
d:lastModifiedDateTime>
</m:properties>
```

## 9.4.1.9 Employee Central Entity Properties

Employee Central Entities allow you to create and manipulate employee data. Navigation in an entity represents associations between entities. Each entity can have the following properties.

- Effective dating

- Business keys
- Required/nullable attribute
- Processing parameters for upsert

You can determine the mapping relationship between the properties and HRIS fields by the property names and field identifiers. Converted from the identifiers of the corresponding HRIS fields, property names are generated by removing the underscores or hyphens in the field identifiers and capitalizing the first letters after underscores or hyphens. For example, the property **birthName** corresponds to the HRIS field **birth-name**.

### 9.4.1.9.1 Retrieving changes to records

If you need to retrieve changed records, then you will be wanting to use the lastmodifieddate in your query.

Business Case

You might need to retrieve changes to records when you are synchronizing systems using APIs, for example from a SF instance to a client local database.

How do I do that?

You can use a last modified query. Take a look at the example below

If you need to retrieve changes to records, then you will be wanting to use last modified query. For example if you want to sync EmpJob

Show me a use case

Operation	GET
URI	http://<Hostname>/odata/v2/EmpJob?fromDate=01-01-1900&\$filter=lastModifiedDateTime+gt+datetimeoffset'2016-02-01T12:40:03Z'

#### Sample Code

Extract from response to the above query focussing on the last modified information. Take note that the query is for records changed after 2016-02-01T12:40:03Z but that the request has returned last modified information that predates this.

```
<m:properties>
  <d:startDate m:type="Edm.DateTime">2015-08-01T00:00:00</d:startDate>
  <d:userId>215</d:userId>
  .....
  <d:lastModifiedDateTime m:type="Edm.DateTimeOffset">2015-08-13T14:01:06Z</
d:lastModifiedDateTime>
  .....
  <d:lastModifiedOn m:type="Edm.DateTime">2015-08-13T10:01:06</
d:lastModifiedOn>
  .....
</m:properties>
```

Why has this happened?



## 9.4.1.9.2 Business Keys

A business key is a set of fields that uniquely identifies a record in an entity. Each entity, at minimum, uses the following fields to make up a business key:

Entity Type	Business Key
Person Entity	person id external + effective start date
Employment Entity	user id + effective start date + sequence number
Foundation Entity	external code + effective start date

An individual entity can have additional fields that make up its business key. Fields that make up business keys are required fields and cannot be marked as nullable for all entities. A list of business keys for Employee Central objects is shown below:

Entity	Business Keys	Business key in Imports	Special Keys
PerAddress	person_id_external + effective_start_date + address_type	person_id_external + effective_start_date + address_type	
PerEmail	person_id_external + email_type	person_id_external + email_type	
PerEmergencyContacts	person_id_external + name + relationship	person_id_external + name + relationship	
PerNationalID	person_id_external + country + national_id_card_type	person_id_external + country + national_id_card_type	
PerPerson	person_id_external	user_sys_id + Person_id_external	
		Note for imports:	
		<ul style="list-style-type: none"> <li>When user_id is given, it should be considered as the business key.</li> <li>When user_id is not given, it should consider Person_id_external as the business key.</li> <li>&amp;&amp;NO_OVERWRITE&amp;&amp; is supported for Person_id_external only when User_ID is given for existing users.</li> </ul>	
PerPersonal	person_id_external + effective_start_date	person_id_external + effective_start_date	First_Name + Last_Name

Entity	Business Keys	Business key in Imports	Special Keys
PerPhone	person_id_external + phone_type	person_id_external + phone_type	
PerSocialAccount	person_id_external + domain (yahoo, skype etc.)	person_id_external + domain (yahoo, skype etc.)	
PayComponentsNonRecurring	user_id + pay_component_code + pay_date	In the Incremental Load mode, if the sequence number field,  <allow-import>=false: user_id + pay_date + pay_comp_code is the business key.  <allow-import>=true: user_id + sequence_number (when the sequence number is included) is the business key.	
PayComponentsRecurring	user_id + effective_start_date + transaction_sequence_number + pay_component_code	user_sys_id + effective_start_date + transaction_sequence_number + pay_component_code	
PerDirectDeposit	person_id_external + deposit_type + routing_number + process_type + account_number	person_id_external + deposit_type + routing_number + process_type + account_type	
PerGlobalInfo	person_id_external + effective_start_date + country		
EmpCompensation	user_sys_id + effective_start_date + transaction_sequence_number	user_sys_id + effective_start_date + transaction_sequence_number	
EmpEmployment	person_id_external + user_sys_id	person_id_external + user_sys_id	
EmpJob	user_sys_id + effective_start_date + transaction_sequence_number	user_sys_id + effective_start_date + transaction_sequence_number	
EmpJobRelationships	user_sys_id + Relationship_type, effective_start_date	user_sys_id + relationship_type, effective_start_date	
EmpEmploymentTermination	Person_id_external + user_sys_id + effective_start_date	user_sys_id + effective_start_date	
EmpWorkPermit	users_sys_id + country + documentType + documentNumber + issueDate	users_sys_id + country + documentType + documentNumber + issueDate	
FOPayGroup	external_code + effective_start_date		

Entity	Business Keys	Business key in Imports	Special Keys
FOPayCalendar	paygroup_Code+ pay_pe- riod_begin_date+pay_pe- riod_end_date+off_cycle	paygroup_Code+ pay_pe- riod_begin_date+pay_pe- riod_end_date+off_cycle	
FOPayComponent	external_code + effec- tive_start_date		
FOPayComponentGroup	external_code + effec- tive_start_date		
FOFrequency	external_code		
FOCompany	external_code + effec- tive_start_date		
FOLegalEntityLocal	external_code + effec- tive_start_date + country		
FOBusinessUnit	external_code + effec- tive_start_date		
FOCostCenter	external_code + effec- tive_start_date		
FODepartment	external_code + effec- tive_start_date		
FOJobCode	external_code + effec- tive_start_date		
FOLocalJobClassification FO- JobClassLocal	external_code + effec- tive_start_date + country		
FOJobFunction	external_code + effec- tive_start_date		
FOPayRange	external_code + effec- tive_start_date		
FOGeozone	external_code + effec- tive_start_date		
FOLocationGroup	external_code + effec- tive_start_date		
FOReason FOEventReason	external_code + effec- tive_start_date		
FOPayGrade	external_code + effec- tive_start_date		
FODivision	external_code + effec- tive_start_date		
FOWorkflowStepConfig	external_code + step_number (this may change in 1207)		
FOWfConfig	external_code		
FODynamicRole	external_code		
FOLocation	external_code + effec- tive_start_date		

#### ⓘ Note

It is important that the business keys be unique. It is recommended that business keys in data models be defined as `required=true`. In case, duplicate records are found, only one record will be returned and others ignored.

### 9.4.1.9.3 Property Attribute Configuration

For Employee Central entities, some property attributes can be configured by data model, but other property attributes are set by default and cannot be configured.

#### ⓘ Note

Please note these rules apply to most cases but not to all. You might be able to configure the same property attributes for some fields but not for other fields.

#### Entity-Level Configurable Property Attributes

- Label

#### Field-Level Configurable Property Attributes

- Label
- Required (This attribute is always set to "true" for business keys, which is different from the Employee Central SFAPI behavior.)
- Visible
- Upsertable
- Max length
- Picklist

#### Other Property Attributes

- Nullable (By default this attribute is set to "false" for business keys, and set to "true" for the other fields.)

## 9.4.1.9.4 Processing Parameters for Upsert

The Employee Central Upsert API supports the `purgeType` parameter to update a record incrementally or by full purge. If no parameters are provided, the system checks whether the entity being updated supports incremental update. If it does, an incremental update is performed. Else, the system performs a full purge on the record.

For more information, see [purgeType](#).

## 9.4.1.9.5 suppressUpdateOfIdenticalData

### Note

In the 2H 2023 release, the suppression is enabled by default and there's no option on the UI to disable it. If you don't want the suppression, add `suppressUpdateOfIdenticalData=false` to your request.

Many a times, during replication, the source system does not have information about changes to a field or entity level. As a result, more than necessary data is transferred; in some cases, a full replication is triggered from the third-party system into Employee Central. This results in an update of records in Employee Central even if those records are not changed. If other integration transferring data out of Employee Central are based on the audit information in Employee Central they will always get data even if there was no change.

OData supports a mode called `suppressUpdateOfIdenticalData` which can be enabled to ensure that records are updated only if needed. This means that data will not be updated by imports/OData API calls if there is no change i.e. if the payload and the data in the system is the same. In such a case, there is no update to `last_modified` dates, no creation of audit information and no change to entity data.

It is available in full purge and incremental mode for the following entities:

- EmpBeneficiary
- EmpCompensation
- EmpEmployment
- EmpEmploymentTermination
- EmpGlobalAssignment
- EmpJob
- EmpJobRelationships
- EmpPensionPayout
- EmpWfRequest
- EmpWorkPermit
- EmpPayCompNonRecurring
- EmpPayCompRecurring
- PerAddressDEFLT
- PerBiographicalInfoLoc<Country/Region>
- PerEmail
- PersonEmpTerminationInfo
- PerEmergencyContacts

- PerGlobalInfo<Country/Region>
- PerNationalId
- PerPerson
- PerPersonal
- PerPersonRelationship
- PerPhone
- PerSocialAccount

A typical request with the suppressUpdateOfIdenticalData parameter would look like this:

```
http://<hostname>/odata/v2/upsert?purgeType=full&suppressUpdateOfIdenticalData=true
```

## 9.4.1.9.6 fileLocale

### What is it?

A new url parameter, fileLocale, is now available for upserts. en\_US is currently supported so in other words, like the UI and the import engine, OData APIs now support the internationalization of floating decimal points.

### What's the benefit?

You'll be able to avoid roundtrip inconsistencies that arise when your API user locale is not en\_US. Up to now, you could only address this problem by changing the user locale which in many cases is impractical.

### How does it work?

When you're replicating data from 3rd party systems, the Employee Central system by default will always read data as if the locale is en\_US. This is not problematic if the API user locale is also en\_US and the upserted data uses US decimal notation.

If however, your API user locale is not en\_US and is for example de\_DE, you'd end up with roundtrip inconsistencies. This is because when an application reads data in a productive system using an OData API query and subsequently copies it into another system using an upsert statement, the number fields are rendered in the locale of the API user and in the case of user locale = de\_DE, you'll end up with inconsistencies because en\_US and de\_DE use a different decimal notation.. fileLocale=en\_US will solve this problem.

## Good to know

If you API users locale is en\_US, you will not need to use fileLocale=en\_US.

## How can I use it?

Add fileLocale=en\_US to your upsert queries when your user locale is not en\_US.

## Show me a use case

Your API user locale is de\_DE. So, when upserting, make sure to use the following:

Query: `https://<hostname>.com/odata/v2/upsert?fileLocale=en_US`

Payload:

### Sample Code

```
{
  "__metadata": { "uri": "EmpEmployment" },
  "personIdExternal": "aaaa",
  "userId": "aaaa", "InitialOptionGrant": "224.8",
  "InitialStockGrant": "31,000"
}
```

## 9.4.1.10 Pagination

You can avoid lost or duplicated records by using cursor-based and snapshot-based pagination in some of the Employee Central entities.

### Note

For more information about pagination options of OData API, see [Pagination](#).

## Cursor-Based Pagination

You can use this feature for the following Employee Central entities:

EmpJob

EmpEmployment

EmpCompensation

EmpPayCompRecurring

EmpPayCompNonRecurring

FOLocation

## Order of the records

\$orderby is no longer supported for these entities. Instead **paging=cursor** ensures that the primary key field is used to order records. This primary key is unique and ensures that records are not lost or duplicated during the call. The criteria for this primary key are as follows:

- It is unique and non-nullable
- It maps to a single column of the database table
- It is of the type integer, short, long, BigDecimal, or String

The following table shows what the primary key is for the entity along with the additional information of the table name and its type.

Entity Name	Table name	Primary key	Name/type
EmpJob	EMP_JOB_INFO_T	JOB_INFO_ID	internalId / Long
EmpEmployment	EMP_EMPLOYMENT_INFO	EMPLOYMENT_ID	internalId / Long
EmpCompensation	EMP_COMP_INFO_T	COMP_INFO_ID	internalId / Long
EmpPayCompRecurring	EMP_PAYCOMP_RECURRING_T	EMP_PAYCOMP_RECUR_ID	internalId / Long
EmpPayCompNonRecurring	EMP_PAYCOMP_NON_RECURRING	PAY_COMP_NON_RC_ID	InternalId / Long
FOLocation	FO_LOCATION_T	OBJECT_ID	objectId / Long

## Snapshot-Based Pagination

Snapshot-based pagination is supported by all Employee Central entities. Entity types with multiple business keys might be slower if they are not optimized for snapshot-based pagination.

As of 1H 2020 Release, the following Employee Central entities have been optimized for snapshot-based pagination:

- PerPersonal
- EmpJob
- EmpEmployment
- FOLocation
- FOPayGrade
- MDF Foundation Objects



## Use Cases

Below are examples of using snapshot-based and cursor-based pagination.

### Query EmpJob with Snapshot-based Pagination

Request:

Operation	Query
HTTP Method	GET
URI	<code>https://&lt;API-Server&gt;/odata/v2/EmpJob?\$format=json&amp;customPageSize=3&amp;\$select=userId &amp;paging=snapshot</code>

Response:

```
{
  "d": {
    "results": [
      {
        "__metadata": {
          "uri": "https://<API-Server>/odata/v2/EmpJob(seqNumber=1L,startDate=datetime'2007-07-01T00%3A00%3A00',userId='dselig1')"
        },
        "userId": "dselig1"
      },
      {
        "__metadata": {
          "uri": "https://<API-Server>/odata/v2/EmpJob(seqNumber=1L,startDate=datetime'2002-03-01T00%3A00%3A00',userId='sproctor1')"
        },
        "userId": "sproctor1"
      },
      {
        "__metadata": {
          "uri": "https://<API-Server>/odata/v2/EmpJob(seqNumber=1L,startDate=datetime'2002-10-01T00%3A00%3A00',userId='tbotts1')"
        },
        "userId": "tbotts1"
      }
    ],
    "__next": "https://<API-Server>/odata/v2/EmpJob?customPageSize=3&$skiptoken=eyJzdGFydFJvdYI6MywiZW5kUm93Ijo2LCJwYWdpbmciOiJzbnFwc2hvdCI6InBhZ2VtaXplIjozLCJzbnFwc2hvdE5hbWUiOiJzbnFwc2hvdF8wYWVlMTAzZl8xNTRiXzQwNTVfOTM5MF84N2VlNTk2ZDkxZmZfcHM0YnNmYXBpNTN0XzM4NCJ9&paging=snapshot&$format=json&$select=userId"
  }
}
```

### Query FOLocation with Cursor-based Pagination

Request:

Operation	Query
HTTP Method	GET

URI `https://<API-Server>/odata/v2/FOLocation? $format=json&customPageSize=3&$select=externalCode &paging=cursor`

---

Response:

```
{
  "d": {
    "results": [
      {
        "__metadata": {
          "uri": "https://<API-Server>/odata/v2/FOLocation(externalCode='US_ATL',startDate=datetime'1990-01-01T00:00:00') "
        },
        "externalCode": "US_ATL"
      },
      {
        "__metadata": {
          "uri": "https://<API-Server>/odata/v2/FOLocation(externalCode='US_CHI',startDate=datetime'1990-01-01T00:00:00') "
        },
        "externalCode": "US_CHI"
      },
      {
        "__metadata": {
          "uri": "https://<API-Server>/odata/v2/FOLocation(externalCode='US_DAL',startDate=datetime'1990-01-01T00:00:00') "
        },
        "externalCode": "US_DAL"
      }
    ],
    "__next": "https://<API-Server>/odata/v2/FOLocation? $format=json&$select=externalCode&customPageSize=3&$skiptoken=eyJwYWdpbmciOiJjdXJzb3IiLCJwYWdlU216ZSI6MywiY3Vyc29yUHJvcGVydHl0YW11IjpuYWxsLjJjdXJzb3JWYWxlZSI6NX0%3D&paging=cursor"
  }
}
```

### 9.4.1.11 Use `&&NO_OVERWRITE&&` When Upserting Entities

When you import employee data, you can perform a partial import, which is updating specific fields without overwriting the values of the other fields. In this case, you enter `&&NO_OVERWRITE&&` in the fields whose value you don't intend to modify.

#### Example: Upsert PerPersonal Without Overwriting the Values of the preferredName Field

##### Request

Operation	Upsert
HTTP Method	POST

---

URI

https://<API-Server>/odata/v2/upsert

Payload

```
{
  "__metadata": {
    "uri": "https://
<API-Server>/odata/v2/
PerPersonal(personIdExternal='109031',st
artDate=datetime'2019-10-22T00:00:00')",
    "type":
    "SFOData.PerPersonal"
  },
  "personIdExternal":
  "109031",
  "startDate": "/
Date(1571702400000)/",
  "preferredName":
  "&&NO_OVERWRITE&&"
}
```

## Response

```
{
  "d": [
    {
      "key": "PerPersonal/personIdExternal=109031,PerPersonal/
startDate=2019-10-22T00:00:00.000-04:00",
      "status": "OK",
      "editStatus": "UPsertED",
      "message": null,
      "index": 0,
      "httpCode": 200,
      "inlineResults": null
    }
  ]
}
```

### Note

You can use `&&NO_OVERWRITE&&` only in string-type fields.

You can check whether an entity supports the use of `&&NO_OVERWRITE&&` in the [HRIS Element Information](#) section of the entity-level topic. Or you can find object information that cannot be uploaded using partial import on [Which object information cannot be uploaded using the Partial Import \(&&NO\\_OVERWRITE&&\)?](#).

## 9.4.2 Advances

### Related Information

[SAP Business Accelerator Hub: Advance](#) 

## 9.4.2.1 AdvancesAccumulation

This entity records the accumulation of the requested advance and remaining eligibility for the user. It is not an effective dated entity in the Advances module. This entity is created when an advance is approved by the supervisor.

### Note

This API is read-only. To create or edit data, please use imports function.

## Supported Operations

Query

### Use Case: Get details of the accumulation of the requested advance and remaining eligibility for the user

#### Request

Operation	Query
HTTP Method	GET
URI	https://<api-server>/odata/v2/ AdvancesAccumulation

#### Response

```
{
  "d": {
    "results": [
      {
        "__metadata": {
          "uri": "https://<api-server>/odata/v2/  
AdvancesAccumulation('125_Acting Allowance (Acting Allowance)_01202018_1')",
          "type": "SFOData.AdvancesAccumulation"
        },
        "externalCode": "125_Acting Allowance (Acting  
Allowance)_01202018_1",
        "lastModifiedDateTime": "/Date(1516448120000+0000)/",
        "mdfSystemEffectiveEndDate": "/Date(253402214400000)/",
        "createdDateTime": "/Date(1516448120000+0000)/",
        "mdfSystemVersionId": null,
        "periodEndDate": "/Date(253402214400000)/",
        "numberOfOccurrences": "1",
        "mdfSystemEffectiveStartDate": "/Date(-2208988800000)/",
        "remainingNumberOfOccurrences": null,
        "accumulatedAmount": "1000",
        "advanceType": "Acting Allowance",
        "mdfSystemStatus": "A",
        "mdfSystemEntityId": "294C819A05224541B233BF617BE16D10",

```

```

    "remainingEligibleAmount": "11345",
    "currency": null,
    "mdfSystemObjectType": "AdvancesAccumulation",
    "periodStartDate": "/Date(1469145600000)/",
    "lastModifiedDate": "/Date(1516448120000)/",
    "lastModifiedBy": "sriadmin",
    "currencyGO": "USD",
    "lastModifiedDateWithTZ": "/Date(1516448120000+0000)/",
    "mdfSystemRecordStatus": "N",
    "userSysId": "125",
    "mdfSystemTransactionSequence": "1",
    "createdDate": "/Date(1516448120000)/",
    "createdBy": "sriadmin",
    "mdfSystemRecordId": "B617909D5590461485EB78B16E1A1B40",
    "userSysIdNav": {
      "__deferred": {
        "uri": "https://<api-server>/odata/v2/
AdvancesAccumulation('125_Acting Allowance (Acting Allowance)_01202018_1')/
userSysIdNav"
      }
    },
    "mdfSystemStatusNav": {
      "__deferred": {
        "uri": "https://<api-server>/odata/v2/
AdvancesAccumulation('125_Acting Allowance (Acting Allowance)_01202018_1')/
mdfSystemStatusNav"
      }
    },
    "createdByNav": {
      "__deferred": {
        "uri": "https://<api-server>/odata/v2/
AdvancesAccumulation('125_Acting Allowance (Acting Allowance)_01202018_1')/
createdByNav"
      }
    },
    "currencyGONav": {
      "__deferred": {
        "uri": "https://<api-server>/odata/v2/
AdvancesAccumulation('125_Acting Allowance (Acting Allowance)_01202018_1')/
currencyGONav"
      }
    },
    "advanceTypeNav": {
      "__deferred": {
        "uri": "https://<api-server>/odata/v2/
AdvancesAccumulation('125_Acting Allowance (Acting Allowance)_01202018_1')/
advanceTypeNav"
      }
    },
    "lastModifiedByNav": {
      "__deferred": {
        "uri": "https://<api-server>/odata/v2/
AdvancesAccumulation('125_Acting Allowance (Acting Allowance)_01202018_1')/
lastModifiedByNav"
      }
    },
    "mdfSystemRecordStatusNav": {
      "__deferred": {
        "uri": "https://<api-server>/odata/v2/
AdvancesAccumulation('125_Acting Allowance (Acting Allowance)_01202018_1')/
mdfSystemRecordStatusNav"
      }
    },
    "currencyNav": {
      "__deferred": {
        "uri": "https://<api-server>/odata/v2/
AdvancesAccumulation('125_Acting Allowance (Acting Allowance)_01202018_1')/
currencyNav"
      }
    }
  }
}

```

```

    },
    "nonRecurringPayments": {
      "__deferred": {
        "uri": "https://<api-server>/odata/v2/
AdvancesAccumulation('125_Acting Allowance (Acting Allowance)_01202018_1')/
nonRecurringPayments"
      }
    },
    "wfRequestNav": {
      "__deferred": {
        "uri": "https://<api-server>/odata/v2/
AdvancesAccumulation('125_Acting Allowance (Acting Allowance)_01202018_1')/
wfRequestNav"
      }
    }
  }
}
]
}
}

```

## Related Information

[SAP Business Accelerator Hub: AdvancesAccumulation](#)

### 9.4.2.2 AdvancesEligibility

This entity is used to configure different advances that a company offers to its employees. It is also used to configure the recovery of the advance.

## Permissions

- [Administrator Permissions](#) > [Manage Advances](#) > [Advances Eligibility](#)

## Supported Operations

Query

## Use Case: Get details of different advances that a company offers to its employees

### Request

Operation	Query
HTTP	GET
URI	https://<api-server>/odata/v2/ AdvancesEligibility

### Response

```
{
  "d": {
    "results": [
      {
        "__metadata": {
          "uri": "https://<api-server>/odata/v2/  
AdvancesEligibility(effectiveStartDate=datetime'2016-01-01T00:00:00',externalCode='M  
edicalAdvances')",
          "type": "SFOData.AdvancesEligibility"
        },
        "externalCode": "MedicalAdvances",
        "effectiveStartDate": "/Date(1451606400000)/",
        "lastModifiedDateTime": "/Date(1636556304000+0000)/",
        "recoveryMode": null,
        "createdDateTime": "/Date(1456224371000+0000)/",
        "mdfSystemVersionId": null,
        "unitOfPeriod": "YEARS",
        "validityPeriod": "1",
        "payComponentType": "AMOUNT",
        "defaultWorkflow": null,
        "advanceType": "MedicalAdvances",
        "basePayComponent": null,
        "externalName": "MedicalAdvances: MedicalAdvances",
        "mdfSystemEntityId": "DBBC3A70A23142B6A423CA0E351F5180",
        "occuranceOfDay": null,
        "eligibilityAmount": "5000",
        "deductionDateFormat": "AS_PER_DATE",
        "currencyGO": "USD",
        "mdfSystemRecordStatus": "N",
        "eligibilityRule": "AdvanceEligibility",
        "effectiveStatus": "A",
        "monthDate": "ONE",
        "firstOccurenceStartDate": "/Date(1451606400000)/",
        "mdfSystemCreatedDate": "/Date(1456224371000)/",
        "exceptionWorkflow": null,
        "deductionPayCompOTD": "2703",
        "effectiveEndDate": "/Date(253402214400000)/",
        "deductionPayCompRD": "5515",
        "mdfSystemLastModifiedDateWithTZ": "/Date(1636556304000+0000)/",
        "mdfSystemCreatedBy": "admin",
        "installmentAmount": null,
        "interestType": "NOTAPPLICABLE",
        "dayOfDeduction": null,
        "exceptionForNumberOfInstallments": false,
        "mdfSystemLastModifiedBy": "sriadmin",
        "periodEndDate": null,
        "basePayComponentGroup": null,
        "installmentFrequency": "ANN",
        "numberOfOccurences": "2",
      }
    ]
  }
}
```

```

    "enableAutoRecovery": "YES",
    "company": "ACE_Brazil",
    "currency": null,
    "department": null,
    "interestRate": null,
    "maximumEligibilityAmount": null,
    "mdfSystemObjectType": "AdvancesEligibility",
    "periodStartDate": null,
    "mdfSystemLastModifiedDate": "/Date(1636556304000)/",
    "lastModifiedBy": "sriadmin",
    "isUnlimitedAmount": false,
    "recoveryModeEditableByEmployee": null,
    "mdfSystemTransactionSequence": "1",
    "numberOfInstallmentsEditableByEmployee": "NO",
    "exceptionForRequestedAmount": false,
    "createdBy": "admin",
    "numberOfInstallments": "1",
    "calculationPercentageOn": null,
    "mdfSystemRecordId": "0F870070907C4657922C44684F5A1216",
    "defaultWorkflowNav": {
      "__deferred": {
        "uri": "https://<api-server>/odata/v2/
AdvancesEligibility(effectiveStartDate=datetime'2016-01-01T00:00:00',externalCode='M
edicalAdvances')/defaultWorkflowNav"
      }
    },
    "recoveryModeEditableByEmployeeNav": {
      "__deferred": {
        "uri": "https://<api-server>/odata/v2/
AdvancesEligibility(effectiveStartDate=datetime'2016-01-01T00:00:00',externalCode='M
edicalAdvances')/recoveryModeEditableByEmployeeNav"
      }
    },
    "calculationPercentageOnNav": {
      "__deferred": {
        "uri": "https://<api-server>/odata/v2/
AdvancesEligibility(effectiveStartDate=datetime'2016-01-01T00:00:00',externalCode='M
edicalAdvances')/calculationPercentageOnNav"
      }
    },
    "createdByNav": {
      "__deferred": {
        "uri": "https://<api-server>/odata/v2/
AdvancesEligibility(effectiveStartDate=datetime'2016-01-01T00:00:00',externalCode='M
edicalAdvances')/createdByNav"
      }
    },
    "dayOfDeductionNav": {
      "__deferred": {
        "uri": "https://<api-server>/odata/v2/
AdvancesEligibility(effectiveStartDate=datetime'2016-01-01T00:00:00',externalCode='M
edicalAdvances')/dayOfDeductionNav"
      }
    },
    "currencyGONav": {
      "__deferred": {
        "uri": "https://<api-server>/odata/v2/
AdvancesEligibility(effectiveStartDate=datetime'2016-01-01T00:00:00',externalCode='M
edicalAdvances')/currencyGONav"
      }
    },
    "occuranceOfDayNav": {
      "__deferred": {
        "uri": "https://<api-server>/odata/v2/
AdvancesEligibility(effectiveStartDate=datetime'2016-01-01T00:00:00',externalCode='M
edicalAdvances')/occuranceOfDayNav"
      }
    },
  },

```



```

        "exceptionWorkflowNav": {
            "__deferred": {
                "uri": "https://<api-server>/odata/v2/
AdvancesEligibility(effectiveStartDate=datetime'2016-01-01T00:00:00',externalCode='M
edicalAdvances')/exceptionWorkflowNav"
            }
        },
        "companyNav": {
            "__deferred": {
                "uri": "https://<api-server>/odata/v2/
AdvancesEligibility(effectiveStartDate=datetime'2016-01-01T00:00:00',externalCode='M
edicalAdvances')/companyNav"
            }
        },
        "currencyNav": {
            "__deferred": {
                "uri": "https://<api-server>/odata/v2/
AdvancesEligibility(effectiveStartDate=datetime'2016-01-01T00:00:00',externalCode='M
edicalAdvances')/currencyNav"
            }
        },
        "recoveryModeNav": {
            "__deferred": {
                "uri": "https://<api-server>/odata/v2/
AdvancesEligibility(effectiveStartDate=datetime'2016-01-01T00:00:00',externalCode='M
edicalAdvances')/recoveryModeNav"
            }
        },
        "effectiveStatusNav": {
            "__deferred": {
                "uri": "https://<api-server>/odata/v2/
AdvancesEligibility(effectiveStartDate=datetime'2016-01-01T00:00:00',externalCode='M
edicalAdvances')/effectiveStatusNav"
            }
        },
        "unitOfPeriodNav": {
            "__deferred": {
                "uri": "https://<api-server>/odata/v2/
AdvancesEligibility(effectiveStartDate=datetime'2016-01-01T00:00:00',externalCode='M
edicalAdvances')/unitOfPeriodNav"
            }
        },
        "departmentNav": {
            "__deferred": {
                "uri": "https://<api-server>/odata/v2/
AdvancesEligibility(effectiveStartDate=datetime'2016-01-01T00:00:00',externalCode='M
edicalAdvances')/departmentNav"
            }
        },
        "interestTypeNav": {
            "__deferred": {
                "uri": "https://<api-server>/odata/v2/
AdvancesEligibility(effectiveStartDate=datetime'2016-01-01T00:00:00',externalCode='M
edicalAdvances')/interestTypeNav"
            }
        },
        "deductionDateFormatNav": {
            "__deferred": {
                "uri": "https://<api-server>/odata/v2/
AdvancesEligibility(effectiveStartDate=datetime'2016-01-01T00:00:00',externalCode='M
edicalAdvances')/deductionDateFormatNav"
            }
        },
        "payComponentTypeNav": {
            "__deferred": {
                "uri": "https://<api-server>/odata/v2/
AdvancesEligibility(effectiveStartDate=datetime'2016-01-01T00:00:00',externalCode='M
edicalAdvances')/payComponentTypeNav"
            }
        }
    }
}

```

```

    },
    "enableAutoRecoveryNav": {
      "__deferred": {
        "uri": "https://<api-server>/odata/v2/
AdvancesEligibility(effectiveStartDate=datetime'2016-01-01T00:00:00',externalCode='M
edicalAdvances')/enableAutoRecoveryNav"
      }
    },
    "advanceTypeNav": {
      "__deferred": {
        "uri": "https://<api-server>/odata/v2/
AdvancesEligibility(effectiveStartDate=datetime'2016-01-01T00:00:00',externalCode='M
edicalAdvances')/advanceTypeNav"
      }
    },
    "lastModifiedByNav": {
      "__deferred": {
        "uri": "https://<api-server>/odata/v2/
AdvancesEligibility(effectiveStartDate=datetime'2016-01-01T00:00:00',externalCode='M
edicalAdvances')/lastModifiedByNav"
      }
    },
    "mdfSystemRecordStatusNav": {
      "__deferred": {
        "uri": "https://<api-server>/odata/v2/
AdvancesEligibility(effectiveStartDate=datetime'2016-01-01T00:00:00',externalCode='M
edicalAdvances')/mdfSystemRecordStatusNav"
      }
    },
    "monthDateNav": {
      "__deferred": {
        "uri": "https://<api-server>/odata/v2/
AdvancesEligibility(effectiveStartDate=datetime'2016-01-01T00:00:00',externalCode='M
edicalAdvances')/monthDateNav"
      }
    },
    "basePayComponentGroupNav": {
      "__deferred": {
        "uri": "https://<api-server>/odata/v2/
AdvancesEligibility(effectiveStartDate=datetime'2016-01-01T00:00:00',externalCode='M
edicalAdvances')/basePayComponentGroupNav"
      }
    },
    "installmentFrequencyNav": {
      "__deferred": {
        "uri": "https://<api-server>/odata/v2/
AdvancesEligibility(effectiveStartDate=datetime'2016-01-01T00:00:00',externalCode='M
edicalAdvances')/installmentFrequencyNav"
      }
    },
    "numberOfInstallmentsEditableByEmployeeNav": {
      "__deferred": {
        "uri": "https://<api-server>/odata/v2/
AdvancesEligibility(effectiveStartDate=datetime'2016-01-01T00:00:00',externalCode='M
edicalAdvances')/numberOfInstallmentsEditableByEmployeeNav"
      }
    },
    "basePayComponentNav": {
      "__deferred": {
        "uri": "https://<api-server>/odata/v2/
AdvancesEligibility(effectiveStartDate=datetime'2016-01-01T00:00:00',externalCode='M
edicalAdvances')/basePayComponentNav"
      }
    },
    "wfRequestNav": {
      "__deferred": {

```

```

        "uri": "https://<api-server>/odata/v2/
AdvancesEligibility(effectiveStartDate=datetime'2016-01-01T00:00:00',externalCode='M
edicalAdvances')/wfRequestNav"
    }
}
]
}
}

```

## Related Information

[SAP Business Accelerator Hub: AdvancesEligibility](#)

### 9.4.2.3 NonRecurringPayment

This entity is used to register an advance that is requested by an employee.

## Supported Operations

Query

## Use Case: Get details on registering an advance that is requested by an employee

### Request

Operation	Query
HTTP Method	GET
URI	https://<api-server>/odata/v2/ NonRecurringPayment

### Response

```

{
  "d": {
    "results": [
      {
        "__metadata": {
          "uri": "https://<api-server>/odata/v2/
NonRecurringPayment('125_Acting Allowance (Acting Allowance)_01202018_1')",
          "type": "SFOData.NonRecurringPayment"
        },

```

```

        "externalCode": "125_Acting Allowance (Acting Allowance)_01202018_1",
        "lastModifiedDate": "/Date(1516448120000+0000)/",
        "notes": null,
        "mdfSystemEffectiveEndDate": "/Date(25340221440000)/",
        "createdDateTime": "/Date(1516448120000+0000)/",
        "mdfSystemVersionId": null,
        "templateId": null,
        "mdfSystemEffectiveStartDate": "/Date(-220898880000)/",
        "payComponentType": null,
        "payComponentCode": "Acting Allowance",
        "mdfSystemStatus": "A",
        "mdfSystemEntityId": "C6C74A94F8B841988383E8DE7752607B",
        "payComponentGroupId": null,
        "sentToPayroll": null,
        "formId": null,
        "mdfSystemObjectType": "NonRecurringPayment",
        "lastModifiedDate": "/Date(1516448120000)/",
        "lastModifiedBy": "sriadmin",
        "currencyGO": "USD",
        "nonRecurringPayPeriodStartDate": null,
        "lastModifiedDateWithTZ": "/Date(1516448120000+0000)/",
        "payCompValue": "1000",
        "userSysId": "125",
        "mdfSystemTransactionSequence": "1",
        "taxTreatment": null,
        "createdDate": "/Date(1516448120000)/",
        "recordStatus": "N",
        "createdBy": "sriadmin",
        "nonRecurringPayPeriodEndDate": null,
        "mdfSystemRecordId": "563CD98B7BEF4803873E6D45DFA7D356",
        "currencyCode": null,
        "payDate": "/Date(1516406400000)/",
        "userSysIdNav": {
            "__deferred": {
                "uri": "https://<api-server>/odata/v2/NonRecurringPayment('125_Acting Allowance (Acting Allowance)_01202018_1')/userSysIdNav"
            }
        },
        "mdfSystemStatusNav": {
            "__deferred": {
                "uri": "https://<api-server>/odata/v2/NonRecurringPayment('125_Acting Allowance (Acting Allowance)_01202018_1')/mdfSystemStatusNav"
            }
        },
        "createdByNav": {
            "__deferred": {
                "uri": "https://<api-server>/odata/v2/NonRecurringPayment('125_Acting Allowance (Acting Allowance)_01202018_1')/createdByNav"
            }
        },
        "advance": {
            "__deferred": {
                "uri": "https://<api-server>/odata/v2/NonRecurringPayment('125_Acting Allowance (Acting Allowance)_01202018_1')/advance"
            }
        },
        "currencyGONav": {
            "__deferred": {
                "uri": "https://<api-server>/odata/v2/NonRecurringPayment('125_Acting Allowance (Acting Allowance)_01202018_1')/currencyGONav"
            }
        },
        "lastModifiedByNav": {

```

```

        "__deferred": {
            "uri": "https://<api-server>/odata/v2/
NonRecurringPayment('125_Acting Allowance (Acting Allowance)_01202018_1')/
lastModifiedByNav"
        }
    },
    "wfRequestNav": {
        "__deferred": {
            "uri": "https://<api-server>/odata/v2/
NonRecurringPayment('125_Acting Allowance (Acting Allowance)_01202018_1')/
wfRequestNav"
        }
    },
    "recordStatusNav": {
        "__deferred": {
            "uri": "https://<api-server>/odata/v2/
NonRecurringPayment('125_Acting Allowance (Acting Allowance)_01202018_1')/
recordStatusNav"
        }
    },
    "payComponentCodeNav": {
        "__deferred": {
            "uri": "https://<api-server>/odata/v2/
NonRecurringPayment('125_Acting Allowance (Acting Allowance)_01202018_1')/
payComponentCodeNav"
        }
    }
}
]
}
}

```

## Related Information

[SAP Business Accelerator Hub: NonRecurringPayment](#)

## 9.4.3 Apprentice Management

### 9.4.3.1 Apprentice

This entity provides a single and simple way of accessing the content from the Apprentice.

## Supported Operations

Query, Insert, Merge, Replace, Upsert, Delete

## Properties and Navigation Properties

This section lists only the properties and navigation properties that require special business logic, permission, or other additional information. For more information, refer to the API dictionary in [Admin Center](#) [API Center](#) [OData API Data Dictionary](#) or the API metadata using query: `https://<api-server>/odata/v2/<Entity>/$metadata`.

## Permissions

Access to the Apprentice object is regulated by role-based permissions.

## Use Case

API Call: `http://<api-server>/odata/v2/Apprentice?$format=json&$filter=user eq 'charper1'`

Description: Get apprentice from the user defined in the call

```
{
  "d": {
    "results": [
      {
        "__metadata": {
          "uri": "https://<api-server>/odata/v2/Apprentice('charper1')",
          "type": "SFOData.Apprentice"
        },
        "user": "charper1",
        "startDate": "/Date(1442181600000+0000)/",
        "assignedAddSupervisor": "pjuvan1",
        "mdfSystemEffectiveEndDate": "/Date(25340221440000)/",
        "mdfSystemObjectType": "Apprentice",
        "mdfSystemVersionId": null,
        "endDate": "/Date(1443823200000+0000)/",
        "lastModifiedDateTime": "/Date(1441103482000+0000)/",
        "assignedGroup": "6596",
        "mdfSystemTransactionSequence": "1",
        "mdfSystemRecordId": "0A4A26BA750D403EB74162322E21BC15",
        "mdfSystemEntityId": "E740930CC9A54ACEA541AB16197E03D6",
        "name": "Harper, Catherine",
        "mdfSystemStatus": "A",
        "year": "2014",
        "lastModifiedDateWithTZ": "/Date(1441103482000+0000)/",
        "createdDate": "/Date(1441103482000)/",
        "note": "sdfghjkl",
        "mdfSystemRecordStatus": "N",
        "assignedSchool": "6597",
        "activeStatus": "ACTIVE",
        "createdBy": "root",
        "createdDateTime": "/Date(1441103482000+0000)/",
        "lastModifiedBy": "root",
        "lastModifiedDate": "/Date(1441103482000)/",
        "mdfSystemEffectiveStartDate": "/Date(-2208988800000)/",
        "assignedAddSupervisorNav": {
          "__deferred": {
            "uri": "https://<api-server>/odata/v2/Apprentice('charper1')/assignedAddSupervisorNav"
          }
        }
      }
    ]
  }
}
```

```

    },
    "assignedGroupNav": {
      "__deferred": {
        "uri": "https://<api-server>/odata/v2/Apprentice('charper1')/"
      }
    },
    "assignedSchoolNav": {
      "__deferred": {
        "uri": "https://<api-server>/odata/v2/Apprentice('charper1')/"
      }
    },
    "mdfSystemRecordStatusNav": {
      "__deferred": {
        "uri": "https://<api-server>/odata/v2/Apprentice('charper1')/"
      }
    },
    "userNav": {
      "__deferred": {
        "uri": "https://<api-server>/odata/v2/Apprentice('charper1')/userNav"
      }
    },
    "activeStatusNav": {
      "__deferred": {
        "uri": "https://<api-server>/odata/v2/Apprentice('charper1')/"
      }
    },
    "mdfSystemStatusNav": {
      "__deferred": {
        "uri": "https://<api-server>/odata/v2/Apprentice('charper1')/"
      }
    }
  ]
}

```

## Related Information

[SAP Business Accelerator Hub: Apprentice](#) 

### 9.4.3.2 ApprenticeEventType

This entity provides a single and simple way of accessing the content from the Apprentice Event Type.

## Supported Operations

Query, Insert, Merge, Replace, Upsert, Delete

## Properties and Navigation Properties

This section lists only the properties and navigation properties that require special business logic, permission, or other additional information. For more information, refer to the API dictionary in [Admin Center](#) [API Center](#) [OData API Data Dictionary](#) or the API metadata using query: `https://<api-server>/odata/v2/<Entity>/$metadata`.

## Permissions

Access to the Apprentice Event Type object is regulated by role-based permissions.

## Use Case: Get ApprenticeEventType from external code

### Request

Operation	Query
HTTP Method	GET
URI	<code>https://&lt;api-server&gt;/odata/v2/ApprenticeEventType?format=json&amp;\$filter=externalCode eq '6602'</code>

### Response

```
{
  "d": {
    "results": [
      {
        "__metadata": {
          "uri": "https://<api-server>/odata/v2/ApprenticeEventType(6602L)",
          "type": "SFOData.ApprenticeEventType"
        },
        "externalCode": "6602",
        "mdfSystemObjectType": "ApprenticeEventType",
        "mdfSystemEffectiveEndDate": "/Date(253402214400000)/",
        "mdfSystemVersionId": null,
        "eventTypeDescription_pl_PL": null,
        "eventTypeDescription_fi_FI": null,
        "lastModifiedDate": "/Date(1447833758000+0000)/",
        "eventTypeDescription_en_GB": "Internal Training",
        "mdfSystemTransactionSequence": "1",
        "eventTypeDescription_it_IT": null,
        "eventTypeDescription_en_RTL": null,
        "eventTypeDescription_nl_NL": null,
        "mdfSystemRecordId": "126C466C5390482EAD0468CFC456412E",
        "mdfSystemEntityId": "B4FA1A0DEE2D4198A3A1A683E211F981",
        "eventTypeDescription_de_DE": null,
        "mdfSystemStatus": "A",
        "apprenticeEventTypeCategory": "TRAINING",
        "lastModifiedDateWithTZ": "/Date(1447833758000+0000)/",
        "eventTypeDescription_es_ES": null,
        "createdDate": "/Date(1439452260000)/",
      }
    ]
  }
}
```



```

"eventTypeDescription_ja_JP": null,
"mdfSystemRecordStatus": "N",
"eventTypeDescription_fr_FR": null,
"eventTypeDescription_es_MX": null,
"eventTypeDescription_en_US": null,
"eventTypeDescription_da_DK": null,
"eventTypeDescription_en_SAP_SLS": null,
"createdBy": "admin",
"createdDateTime": "/Date(1439452260000+0000)/",
"eventTypeDescription_ko_KR": null,
"eventTypeDescription_zh_CN": null,
"lastModifiedBy": "admin",
"mdfSystemEffectiveStartDate": "/Date(-2208988800000)/",
"lastModifiedDate": "/Date(1447833758000)/",
"eventTypeDescription_defaultValue": "English Training",
"eventTypeDescription_zh_TW": null,
"apprenticeEventTypeCategoryNav": {
  "__deferred": {
    "uri": "https://<api-server>/odata/v2/ApprenticeEventType(6602L)/
apprenticeEventTypeCategoryNav"
  }
},
"mdfSystemRecordStatusNav": {
  "__deferred": {
    "uri": "https://<api-server>/odata/v2/ApprenticeEventType(6602L)/
mdfSystemRecordStatusNav"
  }
},
"mdfSystemStatusNav": {
  "__deferred": {
    "uri": "https://<api-server>/odata/v2/ApprenticeEventType(6602L)/
mdfSystemStatusNav"
  }
}
}
]
}
}

```

## Related Information

[SAP Business Accelerator Hub: ApprenticeEventType](#)

### 9.4.3.3 ApprenticeInternalTrainingEvent

This entity provides a single and simple way of accessing the content from the Apprentice Internal Training Event.

## Supported Operations

Query, Insert, Merge, Replace, Upsert, Delete

## Properties and Navigation Properties

This section lists only the properties and navigation properties that require special business logic, permission, or other additional information. For more information, refer to the API dictionary in [Admin Center](#) [API Center](#) [OData API Data Dictionary](#) or the API metadata using query: `https://<api-server>/odata/v2/<Entity>/$metadata`.

## Permissions

Access to the Apprentice Internal Training Event object is regulated by role-based permissions.

## Use Case: Get ApprenticeInternalTrainingEvent from the external code

API Call: `http://<api-server>/odata/v2/ApprenticeInternalTrainingEvent?$format=json&$filter=externalCode eq '6723'`

Code Example:

```
{
  "d": {
    "results": [
      {
        "__metadata": {
          "uri": "https://<api-server>/odata/v2/ApprenticeInternalTrainingEvent(6723L)",
          "type": "SFOData.ApprenticeInternalTrainingEvent"
        },
        "externalCode": "6723",
        "startDateAndTime": "/Date(1445637600000+0000)/",
        "mdfSystemEffectiveEndDate": "/Date(253402214400000)/",
        "mdfSystemObjectType": "ApprenticeInternalTrainingEvent",
        "mdfSystemVersionId": null,
        "shareStatus": "SHARED",
        "location": null,
        "eventType": "6602",
        "lastModifiedDateTime": "/Date(1445942436000+0000)/",
        "mdfSystemTransactionSequence": "1",
        "mdfSystemRecordId": "CE036E7EA8704F18B3F9708695E4FD70",
        "mdfSystemEntityId": "E0E4F78A984441F0B581E8B1FBA2CFEE",
        "mdfSystemStatus": "A",
        "lastModifiedDateWithTZ": "/Date(1445942436000+0000)/",
        "learningItem": null,
        "createdDate": "/Date(1445602964000)/",
        "note": null,
        "mdfSystemRecordStatus": "N",
        "isAllDayEvent": true,
        "endDateAndTime": "/Date(1446242400000+0000)/",
        "createdBy": "admin",
        "lastModifiedBy": "admin",
        "createdDateTime": "/Date(1445602964000+0000)/",
        "lastModifiedDate": "/Date(1445942436000)/",
        "mdfSystemEffectiveStartDate": "/Date(-2208988800000)/",
        "eventName": "zum test",
        "assignedApprenticeGroups": {
          "__deferred": {
```



## Properties and Navigation Properties

This section lists only the properties and navigation properties that require special business logic, permission, or other additional information. For more information, refer to the API dictionary in [Admin Center](#) [API Center](#) [OData API Data Dictionary](#) or the API metadata using query: `https://<api-server>/odata/v2/<Entity>/$metadata`.

## Permissions

Access to the Apprentice Practical Training Event object is regulated by role-based permissions.

## Use Case: Get ApprenticePracticalTrainingEvent from external Code

API call: `http://<api-server>/odata/v2/ApprenticePracticalTrainingEvent?$format=json&$filter=externalCode eq '6967'`

```
{
  "d": {
    "results": [
      {
        "__metadata": {
          "uri": "https://<api-server>/odata/v2/ApprenticePracticalTrainingEvent(6967L)",
          "type": "SFOData.ApprenticePracticalTrainingEvent"
        },
        "externalCode": "6967",
        "startDateAndTime": "/Date(1453158000000+0000)/",
        "mdfSystemEffectiveEndDate": "/Date(253402214400000)/",
        "mdfSystemObjectType": "ApprenticePracticalTrainingEvent",
        "mdfSystemVersionId": null,
        "shareStatus": "SHARED",
        "department": "de2",
        "eventType": "6747",
        "lastModifiedDateTime": "/Date(1453466572000+0000)/",
        "mdfSystemTransactionSequence": "1",
        "mdfSystemRecordId": "B2EE3F0E932E40C1872F2F86F520B36F",
        "mdfSystemEntityId": "F6053DBE61594048900C5CF29D692ADE",
        "mdfSystemStatus": "A",
        "lastModifiedDateWithTZ": "/Date(1453466572000+0000)/",
        "createdDate": "/Date(1453380236000)/",
        "note": null,
        "mdfSystemRecordStatus": "N",
        "isAllDayEvent": true,
        "endDateAndTime": "/Date(1453503599000+0000)/",
        "createdBy": "admin",
        "createdDateTime": "/Date(1453380236000+0000)/",
        "lastModifiedBy": "admin",
        "lastModifiedDate": "/Date(1453466572000)/",
        "mdfSystemEffectiveStartDate": "/Date(-2208988800000)/",
        "eventName": "de2",
        "departmentNav": {
          "__deferred": {
            "uri": "https://<api-server>/odata/v2/ApprenticePracticalTrainingEvent(6967L)/departmentNav"
          }
        }
      }
    ]
  }
}
```

```

    },
    "assignedApprenticeGroups": {
      "__deferred": {
        "uri": "https://<api-server>/odata/v2/
ApprenticePracticalTrainingEvent(6967L)/assignedApprenticeGroups"
      }
    },
    "shareStatusNav": {
      "__deferred": {
        "uri": "https://<api-server>/odata/v2/
ApprenticePracticalTrainingEvent(6967L)/shareStatusNav"
      }
    },
    "mdfSystemRecordStatusNav": {
      "__deferred": {
        "uri": "https://<api-server>/odata/v2/
ApprenticePracticalTrainingEvent(6967L)/mdfSystemRecordStatusNav"
      }
    },
    "assignedApprentices": {
      "__deferred": {
        "uri": "https://<api-server>/odata/v2/
ApprenticePracticalTrainingEvent(6967L)/assignedApprentices"
      }
    },
    "mdfSystemStatusNav": {
      "__deferred": {
        "uri": "https://<api-server>/odata/v2/
ApprenticePracticalTrainingEvent(6967L)/mdfSystemStatusNav"
      }
    },
    "eventTypeNav": {
      "__deferred": {
        "uri": "https://<api-server>/odata/v2/
ApprenticePracticalTrainingEvent(6967L)/eventTypeNav"
      }
    }
  ]
}
}

```

## Related Information

[SAP Business Accelerator Hub: ApprenticePracticalTrainingEvent](#)

### 9.4.3.5 ApprenticeSchool

This entity provides a single and simple way of accessing the content from the Apprentice School.

This section lists only the properties and navigation properties that require special business logic, permission, or other additional information. For more information, refer to the API dictionary in [Admin Center](#) [API Center](#) [OData API Data Dictionary](#) or the API metadata using query: `https://<api-server>/odata/v2/<Entity>/$metadata`.

## Permissions

Access to the Apprentice School object is regulated by role-based permissions.

## Related Information

[SAP Business Accelerator Hub: ApprenticeSchool](#)

### 9.4.3.6 ApprenticeSchoolEvent

This entity provides a single and simple way of accessing the content from the Apprentice School Event.

## Supported Operations

Query, Insert, Merge, Replace, Upsert, Delete

## Properties and Navigation Properties

This section lists only the properties and navigation properties that require special business logic, permission, or other additional information. For more information, refer to the API dictionary in [Admin Center](#) [API Center](#) [OData API Data Dictionary](#) or the API metadata using query: `https://<api-server>/odata/v2/<Entity>/$metadata`.

## Permissions

Access to the Apprentice School object is regulated by role-based permissions.

## Use Case

API Call: `http://<hostname>/odata/v2/ApprenticeSchoolEvent?$format=json&$filter=externalCode eq '6822'`

Description: Get ApprenticeSchoolEvent from externalCode

```
{  
  "d": {
```

```

"results": [
  {
    "__metadata": {
      "uri": "https://mo-e40605f30.mo.sap.corp:443/odata/v2/
ApprenticeSchoolEvent(6822L)",
      "type": "SFOData.ApprenticeSchoolEvent"
    },
    "externalCode": "6822",
    "startDateAndTime": "/Date(1448838000000+0000)/",
    "mdfSystemEffectiveEndDate": "/Date(253402214400000)/",
    "mdfSystemObjectType": "ApprenticeSchoolEvent",
    "mdfSystemVersionId": null,
    "shareStatus": "NOT_SHARED",
    "eventType": "6604",
    "lastModifiedDate": "/Date(1448889138000+0000)/",
    "mdfSystemTransactionSequence": "1",
    "mdfSystemRecordId": "90D6E02E7CE0445299AD625C5E9A1CA7",
    "mdfSystemEntityId": "04213BA663004D05AECED2E6E80CDD69",
    "mdfSystemStatus": "A",
    "lastModifiedDateWithTZ": "/Date(1448889138000+0000)/",
    "createdDate": "/Date(1448888089000)/",
    "note": null,
    "mdfSystemRecordStatus": "N",
    "isAllDayEvent": true,
    "school": null,
    "endDateAndTime": "/Date(1449269999000+0000)/",
    "createdBy": "admin",
    "lastModifiedBy": "admin",
    "createdDateTime": "/Date(1448888089000+0000)/",
    "lastModifiedDate": "/Date(1448889138000)/",
    "mdfSystemEffectiveStartDate": "/Date(-2208988800000)/",
    "eventName": "School",
    "schoolNav": {
      "__deferred": {
        "uri": "https://mo-e40605f30.mo.sap.corp:443/odata/v2/
ApprenticeSchoolEvent(6822L)/schoolNav"
      }
    },
    "assignedApprenticeGroups": {
      "__deferred": {
        "uri": "https://mo-e40605f30.mo.sap.corp:443/odata/v2/
ApprenticeSchoolEvent(6822L)/assignedApprenticeGroups"
      }
    },
    "shareStatusNav": {
      "__deferred": {
        "uri": "https://mo-e40605f30.mo.sap.corp:443/odata/v2/
ApprenticeSchoolEvent(6822L)/shareStatusNav"
      }
    },
    "mdfSystemRecordStatusNav": {
      "__deferred": {
        "uri": "https://mo-e40605f30.mo.sap.corp:443/odata/v2/
ApprenticeSchoolEvent(6822L)/mdfSystemRecordStatusNav"
      }
    },
    "assignedApprentices": {
      "__deferred": {
        "uri": "https://mo-e40605f30.mo.sap.corp:443/odata/v2/
ApprenticeSchoolEvent(6822L)/assignedApprentices"
      }
    },
    "mdfSystemStatusNav": {
      "__deferred": {
        "uri": "https://mo-e40605f30.mo.sap.corp:443/odata/v2/
ApprenticeSchoolEvent(6822L)/mdfSystemStatusNav"
      }
    }
  }
]

```

```
"eventTypeNav": {
  "__deferred": {
    "uri": "https://mo-e40605f30.mo.sap.corp:443/odata/v2/
ApprenticeSchoolEvent(6822L)/eventTypeNav"
  }
}
]
```

## Related Information

[SAP Business Accelerator Hub: ApprenticeSchoolEvent](#)

## 9.4.4 Contingent Workforce

### 9.4.4.1 VendorInfo

You can use this entity to perform different operations on the vendor information of your contingent workforce.

### Supported Operations

Query, Merge, Replace, Upsert, Delete

### Properties and Navigation Properties

This section lists only the properties and navigation properties that require special business logic, permission, or other additional information. For more information, refer to the API dictionary in [Admin Center](#) [API Center](#) [OData API Data Dictionary](#) or the API metadata using query: `https://<api-server>/odata/v2/<Entity>/$metadata`.

### Use Case 1: Get Vendor Information

A query operation on the `VendorInfo` entity returns all the information related to a given vendor.



## Request

Operation	Query
HTTP Method	GET
URI	https://<API-Server>/odata/v2/VendorInfo?\$format=json&\$top=1

## Response

```
{
  "d": {
    "results": [
      {
        "__metadata": {
          "uri": "https://<API-Server>/odata/v2/VendorInfo(effectiveStartDate=datetime'2019-08-19T00:00:00',vendorCode='reee')",
          "type": "SFOData.VendorInfo"
        },
        "effectiveStartDate": "/Date(1566172800000)/",
        "vendorCode": "reee",
        "mdfSystemLastModifiedDateWithTZ": "/Date(1566192139000+0000)/",
        "lastModifiedDateTime": "/Date(1566192139000+0000)/",
        "description_fr_FR": null,
        "mdfSystemCreatedBy": "adminb1",
        "mdfSystemEffectiveEndDate": "/Date(253402214400000)/",
        "createdDateTime": "/Date(1566192139000+0000)/",
        "mdfSystemVersionId": null,
        "description_de_DE": null,
        "mdfSystemLastModifiedBy": "adminb1",
        "description_pt_BR": null,
        "description_es_ES": null,
        "mdfSystemEntityId": "15E3B7DA6C814DD3946C40962A5D9304",
        "description_nl_NL": null,
        "mdfSystemObjectType": "VendorInfo",
        "description_en_GB": null,
        "mdfSystemLastModifiedDate": "/Date(1566192139000)/",
        "lastModifiedBy": "adminb1",
        "mdfSystemRecordStatus": "N",
        "description_defaultValue": null,
        "vendorName": null,
        "effectiveStatus": "A",
        "mdfSystemTransactionSequence": "1",
        "createdBy": "adminb1",
        "description_fr_CA": null,
        "mdfSystemCreatedDate": "/Date(1566192139000)/",
        "description_en_US": null,
        "mdfSystemRecordId": "61077C27F7B24C9C9963F39CAFCBF663",
        "description_localized": null,
        "description_en_DEBUG": null,
        "description_ru_RU": null,
        "createdByNav": {
          "__deferred": {
            "uri": "https://<API-Server>/odata/v2/VendorInfo(effectiveStartDate=datetime'2019-08-19T00:00:00',vendorCode='reee')/createdByNav"
          }
        },
        "lastModifiedByNav": {
          "__deferred": {
            "uri": "https://<API-Server>/odata/v2/VendorInfo(effectiveStartDate=datetime'2019-08-19T00:00:00',vendorCode='reee')/lastModifiedByNav"
          }
        }
      }
    ]
  }
}
```



Payload

```
{ "__metadata": {
  "uri": "https://
<API Server>/odata/v2/
VendorInfo(effectiveStartDate=datetime'2
019-08-19T00:00:00',vendorCode='reee')",
  "type":
  "SFOData.VendorInfo"
},
  "effectiveStartDate": "/
Date(1566172800000)/",
  "vendorCode": "reee",
  "vendorName": null,
  "effectiveStatus": "A"
}
```

## Response

```
{
  "feed": {
    "entry": {
      "content": {
        "properties": {
          "key": {
            "_m:null": "true",
            "__prefix": "d"
          },
          "status": {
            "__prefix": "d",
            "__text": "OK"
          },
          "editStatus": {
            "__prefix": "d",
            "__text": "UPSERTEDED"
          },
          "message": {
            "_m:null": "true",
            "__prefix": "d"
          },
          "index": {
            "_m:type": "Edm.Int32",
            "__prefix": "d",
            "__text": "0"
          },
          "statusCode": {
            "_m:type": "Edm.Int32",
            "__prefix": "d",
            "__text": "200"
          },
          "inlineResults": {
            "_m:type": "Bag(SFOData.UpsertResult)",
            "__prefix": "d"
          },
          "__prefix": "m"
        },
        "_type": "application/xml"
      },
      "_xmlns": "http://www.w3.org/2005/Atom",
      "_xmlns:m": "http://schemas.microsoft.com/ado/2007/08/dataservices/
metadata",
      "_xmlns:d": "http://schemas.microsoft.com/ado/2007/08/dataservices"
    }
  }
}
```

## Related Information

[SAP Business Accelerator Hub: VendorInfo](#)

### 9.4.4.2 WorkOrder

You can use this entity to perform various operations pertinent to work orders of contingent workforce in your company.

## Permissions

Permission System	Required Setting	Note
Role-based	<a href="#">Work Order</a>	For information about setting up permissions, see <a href="#">Setting Permissions for Work Orders</a> .

## Supported Operations

Operation	Description
Query	Query a work order.
Insert	Create a work order.
Merge	Update a work order by merging property values.
Replace	Update a work order by replacing property values.
Upsert	Create new or update existing work orders.
Delete	Delete a work order.

## Properties

This section lists only the properties and navigation properties that require special business logic, permission, or other additional information. For more information, refer to the API dictionary in [Admin Center](#) [API Center](#) [OData API Data Dictionary](#) or the API metadata using query: `https://<api-server>/odata/v2/<Entity>/$metadata`.

## Use Case 1: Query a Single Work Order

A query operation on the `workOrder` entity returns all the information related to a given work order.

### Request

Operation	Query
HTTP Method	GET
URI	<code>https://&lt;API-Server&gt;/odata/v2/WorkOrder?\$format=json&amp;\$top=1</code>

### Response


#### Sample Code

```
{
  "d": {
    "results": [
      {
        "__metadata": {
          "uri": "https://<API-Server>/odata/v2/WorkOrder(effectiveStartDate=datetime'2016-01-02T00:00:00',userSysId='TEST02CW')",
          "type": "SFOData.WorkOrder"
        },
        "effectiveStartDate": "/Date(1451692800000)/",
        "userSysId": "TEST02CW",
        "effectiveEndDate": "/Date(253402214400000)/",
        "workerType": null,
        "workOrderOwnerId": "USAuto12017Oct050245",
        "lastModifiedDateTime": "/Date(1517220105000+0000)/",
        "billingRate": "MON",
        "endDate": "/Date(253402214400000)/",
        "createdDateTime": "/Date(1517220105000+0000)/",
        "mdfSystemVersionId": null,
        "vendor": "VEN01TEST",
        "mdfSystemEntityId": "21B57E4F9B984E07888491D07BFE8B2E",
        "currency": "USD",
        "mdfSystemObjectType": "WorkOrder",
        "billingAmount": "4000",
        "lastModifiedDate": "/Date(1517220105000)/",
        "lastModifiedBy": "GUNDALARAKES",
        "lastModifiedDateWithTZ": "/Date(1517220105000+0000)/",
        "mdfSystemRecordStatus": "N",
        "effectiveStatus": "I",
        "mdfSystemTransactionSequence": "1",
        "createdDate": "/Date(1517220105000)/",
        "createdBy": "GUNDALARAKES",
        "workOrderName": "CW Two",
        "mdfSystemRecordId": "03C723445F94479292A8CD5CFD8A0102",
        "workOrderId": "TEST02CW02",
        "startDate": "/Date(1451692800000)/",
        "workOrderOwnerIdNav": {
          "__deferred": {
            "uri": "https://<API-Server>/odata/v2/WorkOrder(effectiveStartDate=datetime'2016-01-02T00:00:00',userSysId='TEST02CW')/workOrderOwnerIdNav"
          }
        },
        "userSysIdNav": {
          "__deferred": {
```

```

        "uri": "https://<API-Server>/odata/v2/
WorkOrder(effectiveStartDate=datetime'2016-01-02T00:00:00',userSysId='TEST02CW')/
userSysIdNav"
    },
    "createdByNav": {
        "__deferred": {
            "uri": "https://<API-Server>/odata/v2/
WorkOrder(effectiveStartDate=datetime'2016-01-02T00:00:00',userSysId='TEST02CW')/
createdByNav"
        }
    },
    "lastModifiedByNav": {
        "__deferred": {
            "uri": "https://<API-Server>/odata/v2/
WorkOrder(effectiveStartDate=datetime'2016-01-02T00:00:00',userSysId='TEST02CW')/
lastModifiedByNav"
        }
    },
    "mdfSystemRecordStatusNav": {
        "__deferred": {
            "uri": "https://<API-Server>/odata/v2/
WorkOrder(effectiveStartDate=datetime'2016-01-02T00:00:00',userSysId='TEST02CW')/
mdfSystemRecordStatusNav"
        }
    },
    "billingRateNav": {
        "__deferred": {
            "uri": "https://<API-Server>/odata/v2/
WorkOrder(effectiveStartDate=datetime'2016-01-02T00:00:00',userSysId='TEST02CW')/
billingRateNav"
        }
    },
    "currencyNav": {
        "__deferred": {
            "uri": "https://<API-Server>/odata/v2/
WorkOrder(effectiveStartDate=datetime'2016-01-02T00:00:00',userSysId='TEST02CW')/
currencyNav"
        }
    },
    "workerTypeNav": {
        "__deferred": {
            "uri": "https://<API-Server>/odata/v2/
WorkOrder(effectiveStartDate=datetime'2016-01-02T00:00:00',userSysId='TEST02CW')/
workerTypeNav"
        }
    },
    "effectiveStatusNav": {
        "__deferred": {
            "uri": "https://<API-Server>/odata/v2/
WorkOrder(effectiveStartDate=datetime'2016-01-02T00:00:00',userSysId='TEST02CW')/
effectiveStatusNav"
        }
    },
    "wfRequestNav": {
        "__deferred": {
            "uri": "https://<API-Server>/odata/v2/
WorkOrder(effectiveStartDate=datetime'2016-01-02T00:00:00',userSysId='TEST02CW')/
wfRequestNav"
        }
    },
    "vendorNav": {
        "__deferred": {
            "uri": "https://<API-Server>/odata/v2/
WorkOrder(effectiveStartDate=datetime'2016-01-02T00:00:00',userSysId='TEST02CW')/
vendorNav"
        }
    }
}

```



## Use Case 2: Creating or Updating a Work Order in Incremental Mode

The following example shows how you can create or update a work order in incremental mode. When you update work order information in incremental mode, only the information included in your payload will be updated in the system. All other work order information remains unchanged.

### Request

Operation	Upsert
HTTP Method	POST
URI	<code>https://&lt;API-Server&gt;/odata/v2/upsert?purgeType=incremental</code>
Headers	Content-Type: application/json

Payload

#### Sample Code

```
{
  "__metadata": {
    "uri": "WorkOrder(effectiveStartDate=datetime'2019-10-09T00:00:00',userSysId='cwkJDemoKing')",
    "type": "SFOData.WorkOrder"
  },
  "effectiveStartDate": "\/Date(1569974400000)\/",
  "userSysId": "cwkJDemoKing",
  "startDate": "\/Date(1569974400000)\/",
  "endDate": "\/Date(1577817000000)\/",
  "effectiveStatus": "A",
  "workOrderOwnerId": "GUNDALARAKES",
  "workOrderId": "WO_DemoKing_2",
  "vendor": "VEN02TEST",
  "workOrderName": "WO_DemoKing_2"
}
```

### Response

#### Sample Code

```
<?xml version="1.0" encoding="utf-8"?>
<feed xmlns="http://www.w3.org/2005/Atom" xmlns:m="http://schemas.microsoft.com/ado/2007/08/dataservices/metadata" xmlns:d="http://schemas.microsoft.com/ado/2007/08/dataservices">
  <entry>
```

```

    <content type="application/xml">
      <m:properties>
        <d:key>WorkOrder/
effectiveStartDate=2019-10-02T00:00:00.000Z,WorkOrder/userSysId=cwkDemoKing</
d:key>
          <d:status>OK</d:status>
          <d:editStatus>UPsertED</d:editStatus>
          <d:message m:null="true"></d:message>
          <d:index m:type="Edm.Int32">0</d:index>
          <d:httpCode m:type="Edm.Int32">200</d:httpCode>
          <d:inlineResults m:type="Bag(SFOData.UpsertResult)"></
d:inlineResults>
        </m:properties>
      </content>
    </entry>
  </feed>

```

### Use Case 3: Creating or Updating a Work Order in Full Purge Mode

The following example shows how you can create or update a work order in full purge mode. When you update work order information in full purge mode, all the existing work order information will be overwritten with the information included in your payload. Existing person related entities, if any, remain unchanged whereas, Job Information and Job Relationship information will be purged completely and must be imported again.

#### Request

Operation	Upsert
HTTP Method	POST
URI	https://<API-Server>/odata/v2/upsert?purgeType=full
Headers	Content-Type: application/json



Payload

### Sample Code

```
{
  "__metadata": {
    "uri": "WorkOrder(effectiveStartDate=datetime'2019-10-09T00:00:00',userSysId='cwkDemoKing')",
    "type": "SFOData.WorkOrder"
  },
  "effectiveStartDate": "\/Date(1569974400000)\/",
  "userSysId": "cwkDemoKing",
  "startDate": "\/Date(1569974400000)\/",
  "endDate": "\/Date(1577817000000)\/",
  "effectiveStatus": "A",
  "workOrderOwnerId": "GUNDALARAKES",
  "workOrderId": "WO_DemoKing_2",
  "vendor": "VEN02TEST",
  "workOrderName": "WO_DemoKing_2"
}
```

## Response

### Sample Code

```
<?xml version="1.0" encoding="utf-8"?>
<feed xmlns="http://www.w3.org/2005/Atom" xmlns:m="http://schemas.microsoft.com/ado/2007/08/dataservices/metadata" xmlns:d="http://schemas.microsoft.com/ado/2007/08/dataservices">
  <entry>
    <content type="application/xml">
      <m:properties>
        <d:key>WorkOrder/
effectiveStartDate=2019-10-02T00:00:00.000Z,WorkOrder/userSysId=cwkDemoKing</d:key>
        <d:status>OK</d:status>
        <d:editStatus>UPSERTEDED</d:editStatus>
        <d:message m:null="true"></d:message>
        <d:index m:type="Edm.Int32">0</d:index>
        <d:httpCode m:type="Edm.Int32">200</d:httpCode>
        <d:inlineResults m:type="Bag(SFOData.UpsertResult)"></d:inlineResults>
      </m:properties>
    </content>
  </entry>
</feed>
```

## Related Information

[SAP Business Accelerator Hub: WorkOrder](#)

## 9.4.5 Deductions

### 9.4.5.1 DeductionScreenId

This entity provides the Non screen IDs that are required for configuring the Deduction UI in Employee Central.

This section lists only the properties and navigation properties that require special business logic, permission, or other additional information. For more information, refer to the API dictionary in [Admin Center](#) [API Center](#) [OData API Data Dictionary](#) or the API metadata using query: `https://<api-server>/odata/v2/<Entity>/$metadata`.

#### Permissions

Permission System	Required Setting
Role-based	Assign relevant permissions for DeductionScreenId in <a href="#">User Permissions</a> <a href="#">Miscellaneous Permissions</a> .

#### Use Cases

API Call	Description
<code>https://&lt;api-server&gt;/odata/v2/DeductionScreenId</code>	Queries all instances of DeductionScreenId.

#### Related Information

[SAP Business Accelerator Hub: DeductionScreenId](#)

## 9.4.5.2 OneTimeDeduction

You can use this entity to obtain non-recurring (one-time) deductions for employees.

### Permissions

Permission System	Required Setting
Role-based	<a href="#">▶ User Permissions</a> > <a href="#">▶ Miscellaneous Permissions</a> > <a href="#">▶ OneTimeDeduction</a> >

This section lists only the properties and navigation properties that require special business logic, permission, or other additional information. For more information, refer to the API dictionary in [▶ Admin Center](#) > [API Center](#) > [OData API Data Dictionary](#) > or the API metadata using query: `https://<api-server>/odata/v2/<Entity>/$metadata`.

### Supported Operations

Operation	Description
Query	Query non-recurring deductions for employees.

### Properties and Navigation Properties

This section lists only the properties and navigation properties that require special business logic, permission, or other additional information. For more information, refer to the API dictionary in [▶ Admin Center](#) > [API Center](#) > [OData API Data Dictionary](#) > or the API metadata using query: `https://<api-server>/odata/v2/<Entity>/$metadata`.

#### Navigation Properties

Navigation Property	Related Entity	Description
<code>mdfSystemRecordStatusNav</code>	MDFEnumValue	Navigates to the ENUM data type values maintained by the MDF team for that entity.
<code>createdByNav</code>	User	Navigates to the User entity.
<code>lastModifiedByNav</code>	User	Navigates to the User entity.

Navigation Property	Related Entity	Description
userSysIdNav	User	Navigates to the User entity.
wfRequestNav	wfRequestNav	Navigates to the related MDF object WfRequest.
payComponentTypeNav	FOPayComponent	Navigates to the related MDF object FO-PayComponent.
advanceIdNav	NonRecurringPayment	Navigates to the related MDF object Non-RecurringPayment.
currencyNav	Currency	Navigates to the related MDF object Currency.
attachmentNav	Attachment	Navigates to the related MDF object Attachment.
auditUserSysIdNav	User	Navigates to the User entity.

## Use Case 1: Querying a One-Time Deduction for an Employee

This example shows how you can query non-recurring expenses for an employee.

### Request

Operation	Query
HTTP Method	GET
URI	<code>https://&lt;api-server&gt;/odata/v2/OneTimeDeduction?\$filter=userSysId eq '&lt;User-ID&gt;'&amp;\$format=json</code>

### Response

#### Sample Code

```
{
  "d": {
    "results": [
      {
        "__metadata": {
          "uri": "https://<API-Server>/odata/v2/OneTimeDeduction(279924L)",
          "type": "SFOData.OneTimeDeduction"
        },
        "externalCode": "279924",
        "deductionDate": "/Date(1664582400000)/",
        "lastModifiedDateTime": "/Date(1664871416000+0000)/",
        "createdDateTime": "/Date(1664871416000+0000)/",
        "auditUserSysId": "<User-ID>",
        "referenceId": null,
      }
    ]
  }
}
```

```

    "payComponentType": "DeductionTest",
    "additionalInfo": "Rule triggered",
    "equivalentAmount": null,
    "currency": "ALL",
    "amount": "20",
    "unitOfMeasure": null,
    "lastModifiedBy": "223344",
    "mdfSystemRecordStatus": "N",
    "userSysId": <User-ID>,
    "createdBy": "223344",
    "cust_OnSave_Rules": null,
    "advanceId": null,
    "userSysIdNav": {
      "__deferred": {
        "uri": "https://<API-Server>/odata/v2/
OneTimeDeduction(279924L)/userSysIdNav"
      }
    },
    "createdByNav": {
      "__deferred": {
        "uri": "https://<API-Server>/odata/v2/
OneTimeDeduction(279924L)/createdByNav"
      }
    },
    "payComponentTypeNav": {
      "__deferred": {
        "uri": "https://<API-Server>/odata/v2/
OneTimeDeduction(279924L)/payComponentTypeNav"
      }
    },
    "lastModifiedByNav": {
      "__deferred": {
        "uri": "https://<API-Server>/odata/v2/
OneTimeDeduction(279924L)/lastModifiedByNav"
      }
    },
    "mdfSystemRecordStatusNav": {
      "__deferred": {
        "uri": "https://<API-Server>/odata/v2/
OneTimeDeduction(279924L)/mdfSystemRecordStatusNav"
      }
    },
    "advanceIdNav": {
      "__deferred": {
        "uri": "https://<API-Server>/odata/v2/
OneTimeDeduction(279924L)/advanceIdNav"
      }
    },
    "auditUserSysIdNav": {
      "__deferred": {
        "uri": "https://<API-Server>/odata/v2/
OneTimeDeduction(279924L)/auditUserSysIdNav"
      }
    },
    "currencyNav": {
      "__deferred": {
        "uri": "https://<API-Server>/odata/v2/
OneTimeDeduction(279924L)/currencyNav"
      }
    },
    "attachmentNav": {
      "__deferred": {
        "uri": "https://<API-Server>/odata/v2/
OneTimeDeduction(279924L)/attachmentNav"
      }
    },
    "wfRequestNav": {
      "__deferred": {

```

```

        "uri": "https://<API-Server>/odata/v2/
OneTimeDeduction(279924L)/wfRequestNav"
    }
}
]
}
}

```

## Related Information

[SAP Business Accelerator Hub: OneTimeDeduction](#)

### 9.4.5.3 RecurringDeduction

You can use this entity to obtain recurring expenses for employees.

## Permissions

Permission System	Required Setting
Role-based	<a href="#">▶ User Permissions</a> <a href="#">▶ Miscellaneous Permissions</a> <a href="#">▶ Recurring Deduction</a>

This section lists only the properties and navigation properties that require special business logic, permission, or other additional information. For more information, refer to the API dictionary in [▶ Admin Center](#) [▶ API Center](#) [▶ OData API Data Dictionary](#) or the API metadata using query: `https://<api-server>/odata/v2/<Entity>/$metadata`.

## Supported Operations

Operation	Description
Query	Query recurring expenses from the gross income for employees.

## Properties and Navigation Properties

This section lists only the properties and navigation properties that require special business logic, permission, or other additional information. For more information, refer to the API dictionary in [▶ Admin Center](#) [▶ API Center](#)

➤ [OData API Data Dictionary](#) or the API metadata using query: `https://<api-server>/odata/v2/<Entity>/$metadata`.

## Navigation Properties

Navigation Property	Related Entity	Description
recurringItems	RecurringDeductionItem	Navigates to the child entity RecurringDeductionItem that has a one to many association with the parent. It contains details of recurring deduction items such as pay component, currency, frequency, amount, and so on.
mdfSystemRecordStatusNav	MDFEnumValue	Navigates to the ENUM data type values maintained by the MDF team for this entity.
createdByNav	User	Navigates to the User entity.
lastModifiedByNav	User	Navigates to the User entity.
userSysIdNav	User	Navigates to the User entity.
wfRequestNav	wfRequestNav	Navigates to the related MDF object WfRequest.

## Use Case 1: Querying Recurring Expenses for an Employee

This example shows how you can query recurring expenses for an employee.

### Request

Operation	Query
HTTP Method	GET
URI	<code>https://&lt;api-server&gt;/odata/v2/RecurringDeduction?\$filter=userSysId eq '&lt;User-ID&gt;'&amp;\$format=json&amp;\$expand=recurringItems</code>

### Response

#### Sample Code

```
{
  "d": {
    "results": [
      {
        "__metadata": {
```

```

        "uri": "https://<API-Server>/odata/v2/
RecurringDeduction(effectiveStartDate=datetime'2021-11-08T00:00:00',userSysId='<U
ser-ID>')",
        "type": "SFOData.RecurringDeduction"
    },
    "effectiveStartDate": "/Date(1636329600000)/",
    "userSysId": <User-ID>,
    "effectiveEndDate": "/Date(253402214400000)/",
    "lastModifiedDate": "/Date(1663581147000+0000)/",
    "lastModifiedBy": "223344",
    "createdDateTime": "/Date(1663581147000+0000)/",
    "mdfSystemRecordStatus": "N",
    "createdBy": "223344",
    "recurringItems": {
        "results": [
            {
                "__metadata": {
                    "uri": "https://<API-Server>/odata/v2/
RecurringDeductionItem(RecurringDeduction_effectiveStartDate=datetime'2021-11-08T
00:00:00',RecurringDeduction_userSysId='<User-ID>',payComponentType='2100')",
                    "type": "SFOData.RecurringDeductionItem"
                },
                "payComponentType": "2100",
                "RecurringDeduction_userSysId": <User-ID>,
                "RecurringDeduction_effectiveStartDate": "/
Date(1636329600000)/",
                "lastModifiedDate": "/Date(1663581147000+0000)/",
                "endDate": "/Date(1654646400000)/",
                "createdDateTime": "/Date(1663581147000+0000)/",
                "referenceId": null,
                "frequency": "ANN",
                "additionalInfo": null,
                "equivalentAmount": null,
                "currency": "INR",
                "editPermission": null,
                "amount": "30",
                "unitOfMeasure": null,
                "lastModifiedBy": "223344",
                "mdfSystemRecordStatus": "N",
                "cust_abc": null,
                "createdBy": "223344",
                "advanceId": null,
                "createdByNav": {
                    "__deferred": {
                        "uri": "https://<API-Server>/odata/v2/
RecurringDeductionItem(RecurringDeduction_effectiveStartDate=datetime'2021-11-08T
00:00:00',RecurringDeduction_userSysId='<User-ID>',payComponentType='2100')/
createdByNav"
                    }
                },
                "frequencyNav": {
                    "__deferred": {
                        "uri": "https://<API-Server>/odata/v2/
RecurringDeductionItem(RecurringDeduction_effectiveStartDate=datetime'2021-11-08T
00:00:00',RecurringDeduction_userSysId='<User-ID>',payComponentType='2100')/
frequencyNav"
                    }
                },
                "payComponentTypeNav": {
                    "__deferred": {
                        "uri": "https://<API-Server>/odata/v2/
RecurringDeductionItem(RecurringDeduction_effectiveStartDate=datetime'2021-11-08T
00:00:00',RecurringDeduction_userSysId='<User-ID>',payComponentType='2100')/
payComponentTypeNav"
                    }
                },
                "lastModifiedByNav": {
                    "__deferred": {

```





```

    },
    "mdfSystemRecordStatusNav": {
      "__deferred": {
        "uri": "https://<API-Server>/odata/v2/
RecurringDeduction(effectiveStartDate=datetime'2021-11-08T00:00:00',userSysId='<U
ser-ID>')/mdfSystemRecordStatusNav"
      }
    }
  ]
}

```

## Related Information

[SAP Business Accelerator Hub: RecurringDeduction](#)

### 9.4.5.3.1 RecurringDeductionItem

You can use this entity to obtain recurring deduction items for employees.

## Prerequisites

You've created the parent entity [RecurringDeduction](#) [page 630].

## Permissions

- ▶ [User Permissions](#) ▶ [Miscellaneous Permissions](#) ▶ [Recurring Deduction.Recurring Items \(RecurringDeductionItem\)](#) ▶

## Supported Operations

Query

## Properties and Navigation Properties

This section lists only the properties and navigation properties that require special business logic, permission, or other additional information. For more information, refer to the API dictionary in ▶ [Admin Center](#) ▶ [API Center](#)

➤ [OData API Data Dictionary](#) or the API metadata using query: `https://<api-server>/odata/v2/<Entity>/$metadata`.

## Navigation Properties

Navigation Property	Related Entity	Description
<code>mdfSystemRecordStatusNav</code>	MDFEnumValue	Navigates to the ENUM data type values maintained by the MDF team for this entity.
<code>createdByNav</code>	User	Navigates to the User entity.
<code>lastModifiedByNav</code>	User	Navigates to the User entity.
<code>frequencyNav</code>	FOFrequency	Navigates to the related MDF object FO-Frequency.
<code>payComponentTypeNav</code>	FOPayComponent	Navigates to the related MDF object FO-PayComponent.
<code>advanceIdNav</code>	NonRecurringPayment	Navigates to the related MDF object Non-RecurringPayment.
<code>currencyNav</code>	Currency	Navigates to the related MDF object Currency.
<code>attachmentNav</code>	Attachment	Navigates to the related MDF object Attachment.

## Use Case: Querying Recurring Deduction Items for an Employee

This example shows you how to query recurring deduction items for an employee.

### Request

Operation	Query
HTTP Method	GET
URI	<code>https://&lt;api-server&gt;/odata/v2/RecurringDeductionItem?\$filter=RecurringDeduction_userSysId eq '&lt;User-ID&gt;'&amp;\$format=json</code>

### Response

#### Sample Code

```
{  
  "d": {
```

```

"results": [
  {
    "__metadata": {
      "uri": "https://<API-Server>/odata/v2/
RecurringDeductionItem(RecurringDeduction_effectiveStartDate=datetime'2021-11-08T
00:00:00',RecurringDeduction_userSysId='<User-ID>',payComponentType='2100')",
      "type": "SFOData.RecurringDeductionItem"
    },
    "payComponentType": "2100",
    "RecurringDeduction_userSysId": "<User-ID>",
    "RecurringDeduction_effectiveStartDate": "/Date(1636329600000)/",
    "lastModifiedDateTime": "/Date(1663581147000+0000)/",
    "endDate": "/Date(1654646400000)/",
    "createdDateTime": "/Date(1663581147000+0000)/",
    "referenceId": null,
    "frequency": "ANN",
    "additionalInfo": null,
    "equivalentAmount": null,
    "currency": "INR",
    "editPermission": null,
    "amount": "30",
    "unitOfMeasure": null,
    "lastModifiedBy": "223344",
    "mdfSystemRecordStatus": "N",
    "cust_abc": null,
    "createdBy": "223344",
    "advanceId": null,
    "createdByNav": {
      "__deferred": {
        "uri": "https://<API-Server>/odata/v2/
RecurringDeductionItem(RecurringDeduction_effectiveStartDate=datetime'2021-11-08T
00:00:00',RecurringDeduction_userSysId='<User-ID>',payComponentType='2100')/
createdByNav"
      }
    },
    "frequencyNav": {
      "__deferred": {
        "uri": "https://<API-Server>/odata/v2/
RecurringDeductionItem(RecurringDeduction_effectiveStartDate=datetime'2021-11-08T
00:00:00',RecurringDeduction_userSysId='<User-ID>',payComponentType='2100')/
frequencyNav"
      }
    },
    "payComponentTypeNav": {
      "__deferred": {
        "uri": "https://<API-Server>/odata/v2/
RecurringDeductionItem(RecurringDeduction_effectiveStartDate=datetime'2021-11-08T
00:00:00',RecurringDeduction_userSysId='<User-ID>',payComponentType='2100')/
payComponentTypeNav"
      }
    },
    "lastModifiedByNav": {
      "__deferred": {
        "uri": "https://<API-Server>/odata/v2/
RecurringDeductionItem(RecurringDeduction_effectiveStartDate=datetime'2021-11-08T
00:00:00',RecurringDeduction_userSysId='<User-ID>',payComponentType='2100')/
lastModifiedByNav"
      }
    },
    "mdfSystemRecordStatusNav": {
      "__deferred": {
        "uri": "https://<API-Server>/odata/v2/
RecurringDeductionItem(RecurringDeduction_effectiveStartDate=datetime'2021-11-08T
00:00:00',RecurringDeduction_userSysId='<User-ID>',payComponentType='2100')/
mdfSystemRecordStatusNav"
      }
    },
    "advanceIdNav": {

```

```

        "__deferred": {
          "uri": "https://<API-Server>/odata/v2/
RecurringDeductionItem(RecurringDeduction_effectiveStartDate=datetime'2021-11-08T
00:00:00',RecurringDeduction_userSysId='<User-ID>',payComponentType='2100')/
advanceIdNav"
        },
        "currencyNav": {
          "__deferred": {
            "uri": "https://<API-Server>/odata/v2/
RecurringDeductionItem(RecurringDeduction_effectiveStartDate=datetime'2021-11-08T
00:00:00',RecurringDeduction_userSysId='<User-ID>',payComponentType='2100')/
currencyNav"
          },
          "attachmentNav": {
            "__deferred": {
              "uri": "https://<API-Server>/odata/v2/
RecurringDeductionItem(RecurringDeduction_effectiveStartDate=datetime'2021-11-08T
00:00:00',RecurringDeduction_userSysId='<User-ID>',payComponentType='2100')/
attachmentNav"
            },
          },
        },
      ],
    }
  }
}

```

## Related Information

[SAP Business Accelerator Hub: RecurringDeductionItem](#)

## 9.4.6 Employment

### 9.4.6.1 EmpBeneficiary

This entity contains the list of pension beneficiaries for an employee.

## Supported Operations

Query, Upsert

## Properties and Navigation Properties

This section lists only the properties and navigation properties that require special business logic, permission, or other additional information. For more information, refer to the API dictionary in [Admin Center](#) > [API Center](#)

► [OData API Data Dictionary](#) ► or the API metadata using query: `https://<api-server>/odata/v2/<Entity>/$metadata`.

## Related Information

[SAP Business Accelerator Hub: EmpBeneficiary](#)   
[Permission Settings \[page 551\]](#)

## 9.4.6.2 EmpCompensation

This entity contains information about compensation for an employee.

### HRIS Element Information

```
HRIS Element ID: compInfo
Business Keys: userId + startDate + seqNumber
Effective-date: true
Foundation Type: false
Person Entity Element: false
Supports Incremental Load: true
Supports NO_OVERWRITE: true
Supports MCPD: true
```

### Supported Operations

Query, Upsert

### Properties and Navigation Properties

This section lists only the properties and navigation properties that require special business logic, permission, or other additional information. For more information, refer to the API dictionary in ► [Admin Center](#) ► [API Center](#) ► [OData API Data Dictionary](#) ► or the API metadata using query: `https://<api-server>/odata/v2/<Entity>/$metadata`.

Property	Description
personIdExternal	This property is a unique identifier for employees. You can use this property to update or add the compensation information of an employee with only one active employment.
seqNumber	This string is automatically generated to specify the sequence of the record.
effectiveLatestChange	This boolean type property indicates whether a record is the latest effective one for a day. You can use this property as a filter to retrieve only the last updated record for each day in date range queries.
operation	To delete a record, use the upsert operation and set this property to DELETE.

## Anything else I need to know about the fields?

When you make a last modified query, take a look at how this entity behaves with \$filter and lastModifiedOn: [lastModifiedDateTime and \\$filter \[page 579\]](#)

## Use Case 1: Query Compensation Information by Pay Group and Creation Date

### Request

Operation	Query
HTTP Method	GET
URI	https://<api-server>/odata/v2/EmpCompensation?\$filter=payGroup eq 'NA_GROUP' and createdOn gt datetime'2011-08-01T00:00:00'&\$format=JSON

### Response

```
{
  "d": {
    "results": [
      {
        "__metadata": {
          "uri": "https://<api-server>/odata/v2/public/EmpCompensation(seqNumber=1L,startDate=datetime'2011-08-15T00:00:00',userId='rallen1')",
          "startDate": "/Date(1313366400000)/",
          "userId": "rallen1",
          "seqNumber": "1",
          "endDate": "/Date(253402300799000)/",
          "isEligibleForCar": false,
          "lastModifiedDateTime": "/Date(1325617370000+0000)/",
          "benefitsRate": "0",
          "event": "2294",
        }
      }
    ]
  }
}
```

```

    "payGrade": null,
    "isHighlyCompensatedEmployee": null,
    "eventReason": "PAYPRO",
    "payGroup": "NA_GROUP",
    "lastModifiedOn": "/Date(1325617370000)/",
    "createdOn": "/Date(1313433937000)/",
    "isInsider": null,
    "createdBy": "eeee",
    "createdDateTime": "/Date(1313433937000+0000)/",
    "lastModifiedBy": "admin",
    "payType": "1593",
    "pensionableSalary": null,
    "notes": null,
    "isEligibleForBenefits": false,
    "eventNav": {
      "__deferred": {
        "uri": "https://<api-server>/odata/v2/public/
EmpCompensation(seqNumber=1L,startDate=datetime'2011-08-15T00:00:00',userId='rallen1
')/eventNav"
      }
    },
    "employmentNav": {
      "__deferred": {
        "uri": "https://<api-server>/odata/v2/public/
EmpCompensation(seqNumber=1L,startDate=datetime'2011-08-15T00:00:00',userId='rallen1
')/employmentNav"
      }
    },
    "wfRequestNav": {
      "__deferred": {
        "uri": "https://<api-server>/odata/v2/public/
EmpCompensation(seqNumber=1L,startDate=datetime'2011-08-15T00:00:00',userId='rallen1
')/wfRequestNav"
      }
    },
    "empPayCompRecurringNav": {
      "__deferred": {
        "uri": "https://<api-server>/odata/v2/public/
EmpCompensation(seqNumber=1L,startDate=datetime'2011-08-15T00:00:00',userId='rallen1
')/empPayCompRecurringNav"
      }
    },
    "payTypeNav": {
      "__deferred": {
        "uri": "https://<api-server>/odata/v2/public/
EmpCompensation(seqNumber=1L,startDate=datetime'2011-08-15T00:00:00',userId='rallen1
')/payTypeNav"
      }
    },
    "eventReasonNav": {
      "__deferred": {
        "uri": "https://<api-server>/odata/v2/public/
EmpCompensation(seqNumber=1L,startDate=datetime'2011-08-15T00:00:00',userId='rallen1
')/eventReasonNav"
      }
    },
    "payGroupNav": {
      "__deferred": {
        "uri": "https://<api-server>/odata/v2/public/
EmpCompensation(seqNumber=1L,startDate=datetime'2011-08-15T00:00:00',userId='rallen1
')/payGroupNav"
      }
    },
    "userNav": {
      "__deferred": {
        "uri": "https://<api-server>/odata/v2/public/
EmpCompensation(seqNumber=1L,startDate=datetime'2011-08-15T00:00:00',userId='rallen1
')/userNav"
      }
    }
  }
}

```



```
}
  }
]
}
```

## Use Case 2: Upsert the Compensation Information of an Employee

### Request

Operation	Upsert
HTTP Method	POST
URI	https://<api-server>/odata/v2/upsert
Payload	<pre>{   "__metadata": {     "uri":       "EmpCompensation(seqNumber=1L,startDate= datetime'2018-12-28T00:00:00',userId='us erIdVWas101')"</pre>

### Response

```
{
  "d": [
    {
      "key": "EmpCompensation/seqNumber=1,EmpCompensation/
startDate=datetime'2018-12-28T00:00:00.000Z,EmpCompensation/userId=userIdVWas101",
      "status": "OK",
      "editStatus": "UPSERTED",
      "message": null,
      "index": 0,
      "httpCode": 200,
      "inlineResults": null
    }
  ]
}
```

## Use Case 3: Delete an Employee Record

This example shows how to delete an employee's record. With the `upsert` operation, the value `DELETE` can be passed to the `operation` field to delete the record.

## Request

Operation	Upsert
HTTP Method	POST
URI	https://<api-server>/odata/v2/upsert
Payload	<pre>{   "__metadata": {     "uri":     "EmpCompensation(seqNumber=1L,startDate= datetime'2017-01-01T00:00:00',userId='80 300')"   },   "operation": "DELETE",   "eventReason": "DATACHG" }</pre>

**Note**  
Remember to include the required property *eventReason* in the payload.

## Request

```
{
  "d": [
    {
      "key": "EmpCompensation/seqNumber=1,EmpCompensation/
startDate=2017-01-01T00:00:00.000Z,EmpCompensation/userId=80300",
      "status": "OK",
      "editStatus": "UPSERTED",
      "message": null,
      "index": 0,
      "httpCode": 200,
      "inlineResults": null
    }
  ]
}
```

Then, you query the employee's record, and you will get the following response:

```
{
  "error": {
    "code": "NotFoundException",
    "message": {
      "lang": "en-US",
      "value": "EmpCompensation with key
(seqNumber=1L,startDate=datetime'2017-01-01T00:00:00',userId='80300') not found!"
    }
  }
}
```

## Use Case 4: Upsert the Compensation Information of an Employee with Multiple User Ids

In case of an employee with multiple user IDs, you can import the compensation information by using the `personIdExternal` property.

### Request

Operation	Upsert
HTTP Method	POST
URI	<code>https://&lt;api-server&gt;/odata/v2/upsert</code>
Payload	<pre>{   "__metadata": {     "uri": "https://&lt;api-server&gt;/odata/v2/EmpCompensation"   },   "userId":   "&amp;&amp;USE_PERSON_ID_EXTERNAL&amp;&amp;",   "startDate": "/" Date(1575936000000)/",   "personIdExternal": "107030",   "payGrade": "GR-12",   "payGroup": "D2" }</pre>

### Response

```
{
  "d": [
    {
      "key": "EmpCompensation/
startDate=2019-12-10T00:00:00.000Z,EmpCompensation/
userId=&&USE_PERSON_ID_EXTERNAL&&",
      "status": "OK",
      "editStatus": "UPSERTED",
      "message": null,
      "index": 0,
      "httpCode": 200,
      "inlineResults": null
    }
  ]
}
```

## Use Case 5: Get the Latest Effective Compensation Information for Each Day Within a Date Range

`EmpCompensation` supports multiple changes per day (MCPD). In case an employee's compensation information is changed several times on a day, you can get the last updated one by using the boolean type property `effectiveLatestChange`.

For example, the user "cgrant" has four `EmpCompensation` records as follows. Record 2 and record 3 have the same start date, and the last updated record on that day is record 2, the one with the larger sequence number.

EmpCompensation Records

Record	User ID	StartDate	EndDate	SeqNumber
1	cgrant	2022-12-27	2023-01-02	1
2	cgrant	2022-11-11	2022-11-17	2
3	cgrant	2022-11-11	2022-11-11	1
4	cgrant	2022-10-27	2022-11-02	1

## Request

Operation	Query
HTTP Method	GET
URI	<code>https://&lt;api-server&gt;/odata/v2/ EmpCompensation?\$filter=userId eq 'cgrant'&amp;\$fromDate=2022-11-01&amp;toDate=2022- 12-31&amp;\$filter=effectiveLatestChange eq true</code>

## Response

Record 1, 2, and 4 are returned.

### Note

If you don't use `effectiveLatestChange` as a filter in date range queries, all records within the date range are returned.

## Related Information

[SAP Business Accelerator Hub: EmpCompensation](#)

[Permission Settings \[page 551\]](#)

[Multiple Changes Per Day \(MCPD\) Entities \[page 577\]](#)

## 9.4.6.2.1 EmpCompensationCalculated

This entity exposes a transient value that you see in the Compensation Information section.

### Supported Operations

Query: This entity can only be queried by expanding the `empCompensationCalculatedNav` navigation property of the `EmpCompensation` entity.

### Properties and Navigation Properties

This section lists only the properties and navigation properties that require special business logic, permission, or other additional information. For more information, refer to the API dictionary in [Admin Center > API Center > OData API Data Dictionary](#) or the API metadata using query: `https://<api-server>/odata/v2/<Entity>/$metadata`.

### Use Case: Query the Calculated Compensation Information by User ID

#### Request

Operation	Query
HTTP Method	GET
URI	<code>https://&lt;API-Server&gt;/odata/v2/EmpCompensation?\$filter=userId eq 'TestUser'&amp;\$expand=empCompensationCalculatedNav</code>

#### Response

##### Sample Code

Response

```
{
  "d": {
    "results": [
      {
        "__metadata": {
          "uri": "https://<API-Server>/odata/v2/EmpCompensation(seqNumber=1L,startDate=datetime'2008-07-01T00:00:00',userId='plucas1')",
          "type": "SFOData.EmpCompensation"
        },
        "startDate": "/Date(1214870400000)/",
        "userId": "plucas1",
      }
    ]
  }
}
```

```

    "seqNumber": "1",
    "endDate": "/Date(253402214400000)/",
    "isEligibleForCar": null,
    "lastModifiedDate": "/Date(1263496137000+0000)/",
    "benefitsRate": null,
    "event": null,
    "isHighlyCompensatedEmployee": null,
    "eventReason": null,
    "payGroup": null,
    "lastModifiedOn": "/Date(1263496137000)/",
    "createdOn": "/Date(1263496137000)/",
    "createdBy": "admin",
    "createdDateTime": "/Date(1263496137000+0000)/",
    "lastModifiedBy": "admin",
    "payType": "1597",
    "notes": null,
    "isEligibleForBenefits": null,
    .....
    "empCompensationCalculatedNav": {
      "__deferred": {
        "uri": "https://<API-Server>/odata/v2/
EmpCompensation(seqNumber=1L,startDate=datetime'2008-07-01T00:00:00',userId='pluc
as1')/empCompensationCalculatedNav"
      }
    },
    "userNav": {
      "__deferred": {
        "uri": "https://<API-Server>/odata/v2/
EmpCompensation(seqNumber=1L,startDate=datetime'2008-07-01T00:00:00',userId='pluc
as1')/userNav"
      }
    }
  }
]
}

```

## Additional Information

This transient value is calculated by:

- GetCompaRatioByUserDateAndSeq - This calculates the Compa-Ratio field that you see in the Compensation Information portlet.
- GetRangePenetrationByUserDateAndSeq - This calculates the Range Penetration field that you see on the Compensation Information portlet.  
Neither Compa-Ratio nor Range Penetration is stored on the database so both fields are treated as transient fields. If you want to expose their values, you need to use empCompensationCalculated.

This API is designed for UI consumption and is not suitable for mass data replication.

## Related Information

[SAP Business Accelerator Hub: EmpCompensationCalculated](#)  
[Permission Settings \[page 551\]](#)

## 9.4.6.2.2 EmpCompensationGroupSumCalculated

This entity exposes a transient value that is calculated from the pay component group sums that are in the compensation information record. It is calculated by `GetEligiblePayComponentGroupsByUserDateAndSeq` and is for use in UI scenarios and is not suitable for mass data replication.

### Supported Operations

Query

#### Note

Transient values are not stored to the database so you can't query them directly. Instead you have to treat `EmpCompensationGroupSumCalculated` as a child entity of `EmpCompensation`. In addition to `$expand`, you can also use the operators `$select` and `$format` with the GET operation. Note that `$filter`, `$orderby`, `$skip`, and `$top` are not supported.

### Properties and Navigation Properties

This section lists only the properties and navigation properties that require special business logic, permission, or other additional information. For more information, refer to the API dictionary in [Admin Center](#) [API Center](#) [OData API Data Dictionary](#) or the API metadata using query: `https://<api-server>/odata/v2/<Entity>/$metadata`.

Property	Description
<code>amount</code>	The value calculated by <code>GetEligiblePayComponentGroupsByUserDateAndSeq</code>
<code>CurrencyCode</code>	Defines the currency being used
<code>errorCode</code>	Error Code "Success" indicates that the call has been successful and calculation results are returned.
<code>errorMessage</code>	Error Code "ErrorMximumRecord" indicates that the number of records called exceeds the maximum of 50 and the calls failed.

## Use Case: Query the Calculated Group Sum of a User's Compensation Information

### Request

Operation	Query
HTTP Method	GET
URI	https://<API-Server>/odata/v2/ EmpCompensation(startDate=datetime'1997-01-01T00:00:00',userId='107030')? \$format=JSON&\$expand=empCompensationGroupSumCalculatedNav

### Response

#### Sample Code

#### Response

```
{
  "d": {
    "__metadata": {
      "uri": "https://<API-Server>/odata/v2/  
EmpCompensation(startDate=datetime'1997-01-01T00:00:00',userId='107030')",
      "type": "SFOData.EmpCompensation"
    },
    "userId": "107030",
    "startDate": "/Date(852076800000)/",
    "lastModifiedDate": "/Date(1442201986000+0000)/",
    "endDate": "/Date(253402214400000)/",
    "customDouble6": null,
    "createdDateTime": "/Date(1442200148000+0000)/",
    "customDouble7": null,
    "createdOn": "/Date(1442185748000)/",
    "customDouble5": null,
    "bonusTarget": null,
    "payGrade": "GR-06",
    "payrollSystemId": null,
    "event": "3669",
    "benefitsRate": "0",
    "isHighlyCompensatedEmployee": false,
    "lastModifiedBy": "admindlr",
    "customString5": null,
    "eventReason": "HIRNEW",
    "lastModifiedOn": "/Date(1442187586000)/",
    "payGroup": "CN",
    "isEligibleForCar": false,
    "createdBy": "admindlr",
    "isInsider": false,
    "isEligibleForBenefits": false,
    "employmentNav": {
      "__deferred": {
        "uri": "https://<API-Server>/odata/v2/  
EmpCompensation(startDate=datetime'1997-01-01T00:00:00',userId='107030')/  
employmentNav"
      }
    },
    "empPayCompRecurringNav": {
      "__deferred": {
```



```

        "uri": "https://<API-Server>/odata/v2/
EmpCompensation(startDate=datetime '1997-01-01T00:00:00',userId='107030')/
empPayCompRecurringNav"
    },
    "eventReasonNav": {
        "__deferred": {
            "uri": "https://<API-Server>/odata/v2/
EmpCompensation(startDate=datetime '1997-01-01T00:00:00',userId='107030')/
eventReasonNav"
        }
    },
    "userNav": {
        "__deferred": {
            "uri": "https://<API-Server>/odata/v2/
EmpCompensation(startDate=datetime '1997-01-01T00:00:00',userId='107030')/userNav"
        }
    },
    "payGroupNav": {
        "__deferred": {
            "uri": "https://<API-Server>/odata/v2/
EmpCompensation(startDate=datetime '1997-01-01T00:00:00',userId='107030')/
payGroupNav"
        }
    },
    "wfRequestNav": {
        "__deferred": {
            "uri": "https://<API-Server>/odata/v2/
EmpCompensation(startDate=datetime '1997-01-01T00:00:00',userId='107030')/
wfRequestNav"
        }
    },
    "empCompensationGroupSumCalculatedNav": {
        "results": [
            {
                "__metadata": {
                    "uri": "https://<API-Server>/odata/v2/
EmpCompensationGroupSumCalculated(seqNumber=1L,startDate=datetime '1997-01-01T00:0
0:00',userId='107030')",
                    "type": "SFOData.EmpCompensationGroupSumCalculated"
                },
                "seqNumber": "1",
                "userId": "107030",
                "startDate": "/Date(852076800000)/",
                "amount": "53593.08627508423",
                "errorMessage": null,
                "errorCode": "Success",
                "currencyCode": "USD",
                "payComponentGroupId": "Annual-USD"
            },
            {
                "__metadata": {
                    "uri": "https://<API-Server>/odata/v2/
EmpCompensationGroupSumCalculated(seqNumber=1L,startDate=datetime '1997-01-01T00:0
0:00',userId='107030')",
                    "type": "SFOData.EmpCompensationGroupSumCalculated"
                },
                "seqNumber": "1",
                "userId": "107030",
                "startDate": "/Date(852076800000)/",
                "amount": "365880.0",
                "errorMessage": null,
                "errorCode": "Success",
                "currencyCode": "CNY",
                "payComponentGroupId": "AnnualizedSalary"
            }
        ]
    }
}

```

```

    "eventNav": {
      "__deferred": {
        "uri": "https://<API-Server>/odata/v2/
EmpCompensation(startDate=datetime'1997-01-01T00:00:00',userId='107030')/
eventNav"
      }
    },
    "empCompensationCalculatedNav": {
      "__deferred": {
        "uri": "https://<API-Server>/odata/v2/
EmpCompensation(startDate=datetime'1997-01-01T00:00:00',userId='107030')/
empCompensationCalculatedNav"
      }
    }
  }
}

```

## Additional Information

Take a look at the table here for additional information on some of the properties

## Related Information

[SAP Business Accelerator Hub: EmpCompensationGroupSumCalculated](#)  
[Permission Settings \[page 551\]](#)

### 9.4.6.3 EmpEmployment

The entity contains information such as the termination date, possibility of rehire, payroll information and so on.

## HRIS Element Information

```

HRIS Element ID: employmentInfo
Business Keys: personIdExternal + userId
Effective-date:false
Foundation Type:false
Person Entity Element:false
Supports Incremental Load:true
Supports NO_OVERWRITE: true
Supports MCPD: false

```

## Supported Operations

Operation	Description
Query	To query the employment information of a user
Upsert	To create or update employment information of a user

## Properties and Navigation Properties

This section lists only the properties and navigation properties that require special business logic, permission, or other additional information. For more information, refer to the API dictionary in [Admin Center](#) [API Center](#) [OData API Data Dictionary](#) or the API metadata using query: `https://<api-server>/odata/v2/<Entity>/$metadata`.

Property	Description
personIdExternal	Business key.
userId	Business key.
employmentId	An identifier of an employment record.
assignmentClass	<p>The assignment class can take one of these values:</p> <ul style="list-style-type: none"><li>• ST: Standard</li><li>• GA: Global Assignment</li><li>• PP: Pension Payout</li><li>• BN: Beneficiary</li></ul> <p>assignmentClass isn't upsertable. The value of this field will be propagated depending on the type of employment created. For example, when you create a new employment record using <code>EmpEmployment</code>, the assignmentClass value is <code>ST</code>. When you create a global assignment using <code>EmpGlobalAssignment</code>, an <code>EmpEmployment</code> record will also be created with assignmentClass <code>GA</code>.</p>

Property	Description
assignmentIdExternal	<p>This property specifies an Assignment ID that is used to identify users across SAP SuccessFactors HCM suite. The <code>assignmentIdExternal</code> field is always included in the response whether or not it is configured in Succession Data Model.</p> <p>When you create a new employment record, either leave this field empty or maintain the same value as <code>userId</code>. Otherwise, an error occurs.</p> <p>You can change Assignment ID only through the <a href="#">convertAssignmentIdExternal</a> function import, instead of upserting the <code>EmpEmployment</code> entity.</p> <div style="border: 1px solid #ccc; padding: 5px; margin-top: 10px;"> <p><b>⚠ Caution</b></p> <p>Before you change assignment IDs, we recommend that you evaluate the risks associated with the inconsistencies. If assignment ID is not supported in the SAP SuccessFactors areas you've enabled, please don't make any changes to assignment ID at this time.</p> </div> <p>For more information, see <a href="#">Assignment ID</a>.</p>
hiringNotCompleted	<p>This field indicates whether the employment record belongs to an employee or a candidate created in Onboarding. Possible values are:</p> <ul style="list-style-type: none"> <li><b>true:</b> The user hasn't completed the onboarding process. The employment record belongs to a candidate created in Onboarding.</li> <li><b>false:</b> The user has completed the onboarding process. The employment record belongs to an employee.</li> </ul> <div style="border: 1px solid #ccc; padding: 5px; margin-top: 10px;"> <p><b>📌 Note</b></p> <p>This field is always "false" for the employment records created via <a href="#">Add New Employee</a>. You cannot access these employment records saved in the draft status via APIs.</p> </div>
custom-string1, custom-string2, custom-string3	<p>These three custom string fields are filterable, so you can query <code>EmpEmployment</code> with filters on these fields rather than fetch all the records. In some cases they are used to store external system IDs.</p>
seniorityDate	<p>This filterable field specifies from which seniority starts.</p>
originalStartDate	<p>If an employee has been working for the company before, this filterable field specifies the start date of the first employment.</p>
benefitsEligibilityStartDate	<p>This filterable field specifies from which benefits eligibility starts.</p>

Property	Description
costAssignmentNav	You can use this property to navigate to EmpCostAssignment.
costDistributionNav	You can use this property to navigate to EmpCostDistribution.
onboardingInfoNav	You can use this property to navigate to OnboardingInfo.

## Use Case 1: Query All Global Assignments of an Employee

### Request

Operation	Query
HTTP Method	GET
URI	<pre>https://&lt;API-Server&gt;/odata/v2/ EmpEmployment?\$filter=personIdExternal eq 'mcolton1'&amp;\$expand=empGlobalAssignmentNav&amp; \$format=JSON</pre>

### Response

```
{
  "d": {
    "results": [
      {
        "__metadata": {
          "uri": "https://<API-Server>/odata/v2/
EmpEmployment(personIdExternal='mcolton1',userId='184')",
          "type": "SFOData.EmpEmployment"
        },
        "personIdExternal": "mcolton1",
        "userId": "184",
        "startDate": "/Date(1420070400000)/",
        "eligibleForStock": null,
        "initialOptionGrant": null,
        "payrollEndDate": null,
        "serviceDate": null,
        "professionalServiceDate": null,
        "okToRehire": null,
        "regretTermination": null,
        "endDate": null,
        "eligibleForSalContinuation": null,
        "lastModifiedDate": "/Date(1418718010000+0000)/",
        "StockEndDate": null,
        "assignmentClass": "GA",
        "lastDateWorked": null,
        "salaryEndDate": null,
        "originalStartDate": null,
        "benefitsEndDate": null,
        "lastModifiedOn": "/Date(1418700010000)/",
        "initialStockGrant": null,
        "bonusPayExpirationDate": null,
        "createdOn": "/Date(1418700010000)/",
        "createdBy": "admin",
        "createdDateTime": "/Date(1418718010000+0000)/",
        "lastModifiedBy": "admin",
      }
    ]
  }
}
```

```

        "customString1": null,
        "seniorityDate": null,
        "empPayCompNonRecurringNav": {
            "__deferred": {
                "uri": "https://<API-Server>/odata/v2/
EmpEmployment(personIdExternal='mcolton1',userId='184')/empPayCompNonRecurringNav"
            }
        },
        "compInfoNav": {
            "__deferred": {
                "uri": "https://<API-Server>/odata/v2/
EmpEmployment(personIdExternal='mcolton1',userId='184')/compInfoNav"
            }
        },
        "personNav": {
            "__deferred": {
                "uri": "https://<API-Server>/odata/v2/
EmpEmployment(personIdExternal='mcolton1',userId='184')/personNav"
            }
        },
        "jobInfoNav": {
            "__deferred": {
                "uri": "https://<API-Server>/odata/v2/
EmpEmployment(personIdExternal='mcolton1',userId='184')/jobInfoNav"
            }
        },
        "wfRequestNav": {
            "__deferred": {
                "uri": "https://<API-Server>/odata/v2/
EmpEmployment(personIdExternal='mcolton1',userId='184')/wfRequestNav"
            }
        },
        "empJobRelationshipNav": {
            "__deferred": {
                "uri": "https://<API-Server>/odata/v2/
EmpEmployment(personIdExternal='mcolton1',userId='184')/empJobRelationshipNav"
            }
        },
        "empGlobalAssignmentNav": {
            "__metadata": {
                "uri": "https://<API-Server>/odata/v2/
EmpGlobalAssignment('184')",
                "type": "SFOData.EmpGlobalAssignment"
            },
            "userId": "184",
            "startDate": "/Date(1420070400000)/",
            "payrollEndDate": null,
            "endDate": null,
            "lastModifiedDateTime": "/Date(1418718010000+0000)/",
            "lastModifiedOn": "/Date(1418700010000)/",
            "createdOn": "/Date(1418700010000)/",
            "assignmentClass": "GA",
            "personIdExternal": "mcolton1",
            "createdBy": "admin",
            "assignmentType": "6130",
            "plannedEndDate": "/Date(1433030400000)/",
            "createdDateTime": "/Date(1418718010000+0000)/",
            "lastModifiedBy": "admin",
            "customString1": null,
            "customString110": null,
            "userNav": {
                "__deferred": {
                    "uri": "https://<API-Server>/odata/v2/
EmpGlobalAssignment('184')/userNav"
                }
            },
            "assignmentTypeNav": {
                "__deferred": {

```

```

        "uri": "https://<API-Server>/odata/v2/
EmpGlobalAssignment('184')/assignmentTypeNav"
    },
    "employmentNav": {
        "__deferred": {
            "uri": "https://<API-Server>/odata/v2/
EmpGlobalAssignment('184')/employmentNav"
        }
    },
    "userNav": {
        "__deferred": {
            "uri": "https://<API-Server>/odata/v2/
EmpEmployment(personIdExternal='mcolton1',userId='184')/userNav"
        }
    },
    "empWorkPermitNav": {
        "__deferred": {
            "uri": "https://<API-Server>/odata/v2/
EmpEmployment(personIdExternal='mcolton1',userId='184')/empWorkPermitNav"
        }
    }
}
]
}
}

```

## Use Case 2: Retrieve the Employment Records of All Candidates Created in Onboarding

This query retrieves employment records for the candidates created in Onboarding:

### Request

Operation	Query
HTTP Method	GET
URI	https://<API-Server>/odata/v2/ EmpEmployment? \$format=JSON&\$filter=hiringNotCompleted eq 'true'&\$select=personIdExternal,userId,hir ingNotCompleted

### Response

```

{
  "d": {
    "results": [
      {
        "__metadata": {
          "uri": "https://<API-Server>/odata/v2/
EmpEmployment(personIdExternal='214',userId='214')",
          "type": "SFOData.EmpEmployment"
        },
        "personIdExternal": "214",
        "userId": "214",
        "hiringNotCompleted": true
      }
    ]
  }
}

```

```

    },
    {
      "__metadata": {
        "uri": "https://<API-Server>/odata/v2/
EmpEmployment(personIdExternal='215',userId='215')",
        "type": "SFOData.EmpEmployment"
      },
      "personIdExternal": "215",
      "userId": "215",
      "hiringNotCompleted": true
    },
    {
      "__metadata": {
        "uri": "https://<API-Server>/odata/v2/
EmpEmployment(personIdExternal='216',userId='216')",
        "type": "SFOData.EmpEmployment"
      },
      "personIdExternal": "216",
      "userId": "216",
      "hiringNotCompleted": true
    },
    {
      "__metadata": {
        "uri": "https://<API-Server>/odata/v2/
EmpEmployment(personIdExternal='217',userId='217')",
        "type": "SFOData.EmpEmployment"
      },
      "personIdExternal": "217",
      "userId": "217",
      "hiringNotCompleted": true
    },
    {
      "__metadata": {
        "uri": "https://<API-Server>/odata/v2/
EmpEmployment(personIdExternal='229',userId='229')",
        "type": "SFOData.EmpEmployment"
      },
      "personIdExternal": "229",
      "userId": "229",
      "hiringNotCompleted": true
    }
  ]
}

```

## Use Case 3: Update External User Record with Employment-Related Information

### Request

Request:

Operation	Upsert
HTTP Method	POST
URI	http://<API-Server>/odata/v2/upsert



Payload

```
{
  "__metadata": {
    "uri":
      "EmpEmployment(personIdExternal='userIdV
      Vas101',userId='userIdVWas101')"
  },
  "startDate": "/
  Date(1388534400000)/",
  "personIdExternal": "userIdVWas101",
  "userId": "userIdVWas101"
}
```

## Response

```
{
  "d": [
    {
      "key": "EmpEmployment/personIdExternal=userIdVWas101,EmpEmployment/
      userId=userIdVWas101",
      "status": "OK",
      "editStatus": "UPSERTED",
      "message": null,
      "index": 0,
      "httpCode": 200,
      "inlineResults": null
    }
  ]
}
```

## Related Information

[SAP Business Accelerator Hub: EmpEmployment](#)

[Permission Settings \[page 551\]](#)

[EmpEmployment Upsert \[page 1496\]](#)

[Filtering out external user data \[page 1500\]](#)

### 9.4.6.4 EmpEmploymentTermination

This entity contains employment or global assignment termination information for an employee.

## HRIS Element Information

```
HRIS Element ID: employmentInfo
Business Keys: personIdExternal + userId + endDate
Effective-date:false
Foundation Type:false
Person Entity Element:false
Supports Incremental Load:true
```

```
Supports NO_OVERWRITE: true
Supports MCPD: false
```

## Supported Operations

Operation	Description
Query	To query the termination information of an employment record.
Upsert	To terminate the employment of an employee or to change the termination information.

## Properties and Navigation Properties

This section lists only the properties and navigation properties that require special business logic, permission, or other additional information. For more information, refer to the API dictionary in [Admin Center](#) [API Center](#) [OData API Data Dictionary](#) or the API metadata using query: `https://<api-server>/odata/v2/<Entity>/$metadata`.

### Properties

Property	Description
endDate	Termination date. This is a business key.
personIdExternal	Person ID External. This is a business key.
userId	User ID. This is a business key.
eventReason	Reason for the employment termination. Event reasons are defined by the <code>FOEventReason</code> entity. For more information, see the related API documentation.

**Note**

This is a required field when you upsert a record. It's not viewable in query results.

## Use Case 1: Get All Employees Terminated in 2014

### Request

Operation	Query
HTTP Method	GET
URI	<code>https://&lt;API-Server&gt;/odata/v2/EmpEmploymentTermination?\$filter=endDate lt datetime'2014-12-31T00:00:00' and endDate gt datetime'2014-01-01T00:00:00'&amp;\$format=JSON</code>

### Response

```
{
  "d": {
    "results": [
      {
        "__metadata": {
          "uri": "https://<API-Server>/odata/v2/EmpEmploymentTermination(endDate=datetime'2014-12-09T00:00:00',personIdExternal='hmueller1',userId='189')",
          "type": "SFOData.EmpEmploymentTermination"
        },
        "personIdExternal": "hmueller1",
        "userId": "189",
        "endDate": "/Date(1418083200000)/",
        "payrollEndDate": null,
        "benefitsEndDate": null,
        "okToRehire": null,
        "regretTermination": null,
        "eligibleForSalContinuation": null,
        "lastModifiedDate": "/Date(1418732822000+0000)/",
        "lastModifiedOn": "/Date(1418714822000)/",
        "bonusPayExpirationDate": null,
        "StockEndDate": null,
        "createdOn": "/Date(1418709564000)/",
        "createdBy": "admin",
        "createdDateTime": "/Date(1418727564000+0000)/",
        "lastDateWorked": null,
        "lastModifiedBy": "admin",
        "salaryEndDate": null,
        "notes": null,
        "personNav": {
          "__deferred": {
            "uri": "https://<API-Server>/odata/v2/EmpEmploymentTermination(endDate=datetime'2014-12-09T00:00:00',personIdExternal='hmueller1',userId='189')/personNav"
          }
        },
        "userNav": {
          "__deferred": {
            "uri": "https://<API-Server>/odata/v2/EmpEmploymentTermination(endDate=datetime'2014-12-09T00:00:00',personIdExternal='hmueller1',userId='189')/userNav"
          }
        },
        "jobInfoNav": {
          "__deferred": {
            "uri": "https://<API-Server>/odata/v2/EmpEmploymentTermination(endDate=datetime'2014-12-09T00:00:00',personIdExternal='hmueller1',userId='189')/jobInfoNav"
          }
        }
      }
    ]
  }
}
```

```

    "employmentNav": {
      "__deferred": {
        "uri": "https://<API-Server>/odata/v2/
EmpEmploymentTermination(endDate=datetime'2014-12-09T00:00:00',personIdExternal='hmu
eller1',userId='189')/employmentNav"
      }
    },
    {
      "__metadata": {
        "uri": "https://<API-Server>/odata/v2/
EmpEmploymentTermination(endDate=datetime'2014-04-01T00:00:00',personIdExternal='hmu
eller1',userId='186')",
        "type": "SFOData.EmpEmploymentTermination"
      },
      "personIdExternal": "hmueller1",
      "userId": "186",
      "endDate": "/Date(1396310400000)/",
      "payrollEndDate": null,
      "benefitsEndDate": null,
      "okToRehire": null,
      "regretTermination": false,
      "eligibleForSalContinuation": null,
      "lastModifiedDate": "/Date(1418917414000+0000)/",
      "lastModifiedOn": "/Date(1418899414000)/",
      "bonusPayExpirationDate": null,
      "StockEndDate": null,
      "createdOn": "/Date(1418702808000)/",
      "createdBy": "admin",
      "createdDateTime": "/Date(1418720808000+0000)/",
      "lastDateWorked": null,
      "lastModifiedBy": "admin",
      "salaryEndDate": null,
      "notes": null,
      "personNav": {
        "__deferred": {
          "uri": "https://<API-Server>/odata/v2/
EmpEmploymentTermination(endDate=datetime'2014-04-01T00:00:00',personIdExternal='hmu
eller1',userId='186')/personNav"
        }
      },
      "userNav": {
        "__deferred": {
          "uri": "https://<API-Server>/odata/v2/
EmpEmploymentTermination(endDate=datetime'2014-04-01T00:00:00',personIdExternal='hmu
eller1',userId='186')/userNav"
        }
      },
      "jobInfoNav": {
        "__deferred": {
          "uri": "https://<API-Server>/odata/v2/
EmpEmploymentTermination(endDate=datetime'2014-04-01T00:00:00',personIdExternal='hmu
eller1',userId='186')/jobInfoNav"
        }
      },
      "employmentNav": {
        "__deferred": {
          "uri": "https://<API-Server>/odata/v2/
EmpEmploymentTermination(endDate=datetime'2014-04-01T00:00:00',personIdExternal='hmu
eller1',userId='186')/employmentNav"
        }
      }
    }
  ]
}

```

## Use Case 2: Terminate Employment

You can terminate an employee by creating an `EmpEmploymentTermination` record using the upsert operation.

### Note

When you create a new termination record, an `EmpJob` record is also created automatically. The new job record starts one day after the end date you specify in the termination payload.

### Request

Operation	Upsert
HTTP Method	POST
URI	<code>https://&lt;API-Server&gt;/odata/v2/upsert</code>
Payload	<pre>{   "__metadata": {     "uri": "EmpEmploymentTermination"   },   "personIdExternal": "1234567",   "userId": "1234567",   "endDate": "/Date(1558556800000)/",   "eventReason": "TERRTMNT" }</pre>

## Use Case 3: Reporting No-Shows

For termination scenarios, the end date can be any date on and after the hire date, whereas for no-shows, it should be always the same as hire date. We also include the event reason for these cases.

### Request

Operation	Upsert
HTTP Method	POST
URI	<code>https://&lt;API-Server&gt;/odata/v2/upsert</code>

Payload

#### Sample Code

```
{
  "__metadata": {
    "uri": "EmpEmploymentTermination"
  },
  "personIdExternal": "1234567",
  "userId": "1234567",
  "endDate": "/Date(1558556800000)/",
  "eventReason": "NO_SHOW_EVENT_REASON"
}
```

## Related Information

[SAP Business Accelerator Hub: EmpEmploymentTermination](#)

[FOEventReason \[page 770\]](#)

[EmpJob \[page 665\]](#)

[Terminating an Employee](#)

[Reporting No-Show New Hires](#)

## 9.4.6.5 EmpGlobalAssignment

This entity contains details about the global assignment for an employee. You can create a new global assignment by upserting this entity.

## HRIS Element Information

```
HRIS Element ID: globalAssignmentInfo
Business Keys: userId
Effective-date:false
Foundation Type:false
Person Entity Element:false
Supports Incremental Load:true
Supports NO_OVERWRITE: No
Supports MCPD: false
```

## Supported Operations

Query, Upsert

## Properties and Navigation Properties

This section lists only the properties and navigation properties that require special business logic, permission, or other additional information. For more information, refer to the API dictionary in [Admin Center](#) [API Center](#) [OData API Data Dictionary](#) or the API metadata using query: `https://<api-server>/odata/v2/<Entity>/$metadata`.

### Properties

Property	Description
<code>userId</code>	Business key.
<code>assignmentClass</code>	Same field as in <code>EmpEmployment</code> except that the value for a global assignment is always <code>GA</code> (Global Assignment). This field is not upsertable.
<code>assignmentType</code>	Assignment type.
<code>assignmentIdExternal</code>	Assignment ID of the user. An assignment ID can be used to identify a user record in the company. When you create a new global assignment, either leave this field empty or maintain the same value as <code>&lt;userId&gt;</code> . Otherwise an error will occur. You're not allowed to change the value of this field by upserting <code>EmpGlobalAssignment</code> .

**⚠ Caution**

Before you change assignment IDs, we recommend that you evaluate the risks associated with the inconsistencies. If assignment ID is not supported in the SAP SuccessFactors areas you've enabled, please don't make any changes to assignment ID at this time.

For more information, see [Assignment ID](#).

## Use Case 1: Query Global Assignment Information by `userId`

### Request

Operation	Query
HTTP Method	GET
URI	<code>https://&lt;API-Server&gt;.com/odata/v2/EmpGlobalAssignment?\$filter=userId eq '183' &amp;\$format=JSON</code>

### Response

```
{
```

```

"d": {
  "results": [
    {
      "__metadata": {
        "uri": "https://<API-Server>/odata/v2/
EmpGlobalAssignment('183')",
        "type": "SFOData.EmpGlobalAssignment"
      },
      "userId": "183",
      "startDate": "/Date(1417392000000)/",
      "payrollEndDate": null,
      "endDate": null,
      "lastModifiedDate": "/Date(1415696549000+0000)/",
      "lastModifiedOn": "/Date(1415678549000)/",
      "createdOn": "/Date(1415678549000)/",
      "assignmentClass": "GA",
      "personIdExternal": "ttest",
      "createdBy": "admin",
      "assignmentType": "6131",
      "plannedEndDate": "/Date(1446336000000)/",
      "createdDateTime": "/Date(1415696549000+0000)/",
      "lastModifiedBy": "admin",
      "customString1": null,
      "customString110": null,
      "userNav": {
        "__deferred": {
          "uri": "https://<API-Server>/odata/v2/
EmpGlobalAssignment('183')/userNav"
        }
      },
      "assignmentTypeNav": {
        "__deferred": {
          "uri": "https://<API-Server>/odata/v2/
EmpGlobalAssignment('183')/assignmentTypeNav"
        }
      },
      "employmentNav": {
        "__deferred": {
          "uri": "https://<API-Server>/odata/v2/
EmpGlobalAssignment('183')/employmentNav"
        }
      }
    }
  ]
}

```

## Use Case 2: Create a New Global Assignment with Upsert

### 📌 Note

When you upsert this entity, a new global assignment is created, meaning that there is a new record in EmpGlobalAssignment and a new entry in the User entity for this employee. Since EmpGlobalAssignment and EmpEmployment share the same persistency, each global assignment appears as an Employment in EmpEmployment with the type global assignment.



## Request

Operation	Upsert
HTTP Method	POST
URI	https://<API-Server>/odata/v2/upsert
Payload	<pre>{   "__metadata": {     "uri": "EmpGlobalAssignment"   },   "assignmentType": "10322",   "startDate": "/Date(1565172522000)/",   "plannedEndDate": "/Date(1566172522000)/",   "personIdExternal": "cgrant",   "userId": "cgrant-0717" }</pre>

## Response

<pre>{   "d": [     {       "key": "EmpGlobalAssignment/userId=cgrant-0717",       "status": "OK",       "editStatus": "UPSERTED",       "message": null,       "index": 0,       "httpCode": 200,       "inlineResults": null     }   ] }</pre>
--

## Related Information

[SAP Business Accelerator Hub: EmpGlobalAssignment](#)  
[Permission Settings \[page 551\]](#)

### 9.4.6.6 EmpJob

This entity contains information such as the employee's manager, the department, or other information relating to the employee's job.

## HRIS Element Information

HRIS Element ID: jobInfo

```
Business Keys: userId + startDate + seqNumber
Effective-date: true
Foundation Type: false
Person Entity Element: false
Supports Incremental Load: yes
Supports NO_OVERWRITE: yes
Supports MCPD: true
```

## Supported Operations

Query, Upsert

## Properties and Navigation Properties

This section lists only the properties and navigation properties that require special business logic, permission, or other additional information. For more information, refer to the API dictionary in [Admin Center](#) > [API Center](#) > [OData API Data Dictionary](#) or the API metadata using query: `https://<api-server>/odata/v2/<Entity>/$metadata`.

Property	Description
personIdExternal	This property is a unique identifier for employees. You can use this property to update or add the job information of an employee with only one active employment.
seqNumber	This string is automatically generated to specify the sequence of the record.
effectiveLatestChange	This boolean type property indicates whether a record is the latest effective one for a day. You can use this property as a filter to retrieve only the last updated record for each day in date range queries.
operation	To delete a record, use the upsert operation and set this property to DELETE.

## Anything else I need to know about the fields?

When you make a last modified query, take a look at how this entity behaves with \$filter and lastModifiedOn: [lastModifiedDateTime and \\$filter \[page 579\]](#)

## Use Case 1: Query Job Information by Company and Manager

### Request

Operation	Query
HTTP Method	GET
URI	<code>https://&lt;api-server&gt;/odata/v2/EmpJob?\$filter=company eq 'ACE_USA' and managerId eq 'cgrant1'&amp;\$select=employmentNav/personNav/personInfoNav/firstName,employmentNav/personNav/personInfoNav/lastName,company&amp;\$format=JSON</code>

### Response

```
{
  "d": {
    "results": [
      {
        "__metadata": {
          "uri": "https://<api-server>/odata/v2/public/EmpJob(seqNumber=1L,startDate=datetime'2010-12-01T00:00:00',userId='rallen1')"
        },
        "company": "ACE_USA",
        "employmentNav": {
          "__deferred": {
            "uri": "https://<api-server>/odata/v2/public/EmpJob(seqNumber=1L,startDate=datetime'2010-12-01T00:00:00',userId='rallen1')/employmentNav"
          }
        }
      }
    ]
  }
}
```

## Use Case 2: Update Job Related Information

### Request

Operation	Upsert
HTTP Method	POST
URI	<code>https://&lt;api-server&gt;/odata/v2/upsert</code>

Payload

```
{
  "__metadata": {
    "uri":
      "EmpJob(seqNumber=1L,startDate=datetime'
      2018-12-28T00:00:00',userId='userIdVvas1
      01')",
    "type": "SFOData.EmpJob"
  },
  "userId": "userIdVvas101",
  "seqNumber": "1",
  "eventReason": "HIRNEW",
  "company": "ACE IT",
  "managerId": "snadmin",
  "timezone": "IST"
}
```

## Response

```
{
  "d": [
    {
      "key": "EmpJob/seqNumber=1,EmpJob/
      startDate=2018-12-28T00:00:00.000Z,EmpJob/userId=userIdVvas101",
      "status": "OK",
      "editStatus": "UPSERTED",
      "message": null,
      "index": 0,
      "httpCode": 200,
      "inlineResults": null
    }
  ]
}
```

## Use Case 3: Delete an Employee Record

This example shows how to delete an employee's record. With the upsert operation, the value DELETE can be passed to the `operation` field to delete the record.

### Request

Operation	Upsert
HTTP Method	POST
URI	<code>https://&lt;api-server&gt;/odata/v2/upsert</code>

Payload

```
{
  "__metadata": {
    "uri":
    "EmpJob(seqNumber=2L,startDate=datetime'
    2017-01-01T00:00:00',userId='101028')"
  },
  "operation": "DELETE",
  "eventReason": "DATACHG"
}
```

#### Note

Remember to include the required property `eventReason` in the payload.

## Response

```
{
  "d": [
    {
      "key": "EmpJob/seqNumber=2,EmpJob/
      startDate=2017-01-01T00:00:00.000Z,EmpJob/userId=101028",
      "status": "OK",
      "editStatus": "UPsertED",
      "message": null,
      "index": 0,
      "httpCode": 200,
      "inlineResults": null
    }
  ]
}
```

Then, if you query the employee's record, you will get the following response:

#### Sample Code

```
{
  "error": {
    "code": "NotFoundException",
    "message": {
      "lang": "en-US",
      "value": "EmpJob with key
      (seqNumber=2L,startDate=datetime'2017-01-01T00:00:00',userId='101028') not
      found!"
    }
  }
}
```

## Use Case 4: Upsert Job Information of an Employee with Multiple User IDs

In case of an employee with multiple user IDs, you can import the job information by using the `personIdExternal` property.

## Request

Operation	Upsert
HTTP Method	POST
URI	https://<api-server>/odata/v2/upsert
Payload	<div data-bbox="841 457 1055 491" data-label="Section-Header"><h3>Sample Code</h3></div> <pre data-bbox="857 527 1393 1087">{   "__metadata": {     "uri": "http://&lt;api-server&gt;/odata/v2/EmpJob",   },   "userId":   "&amp;&amp;USE_PERSON_ID_EXTERNAL&amp;&amp;",   "seqNumber": "2",   "startDate": "/ Date(858556800000)/",   "personIdExternal":   "103049",   "company": "1000",   "eventReason": "DATACHG",   "payGrade": "GR-11",   "jobCode": "50070999",   "jobTitle": "Management &amp; Planning",   "timezone": "Europe/ Berlin" }</pre>

## Response

```
{
  "d": [
    {
      "key": "EmpJob/seqNumber=2,EmpJob/
startDate=1997-03-17T00:00:00.000Z,EmpJob/userId=&&USE_PERSON_ID_EXTERNAL&&",
      "status": "OK",
      "editStatus": "UPSERTED",
      "message": null,
      "index": 0,
      "httpCode": 200,
      "inlineResults": null
    }
  ]
}
```

## Use Case 5: Get the Latest Effective Job Information for Each Day Within a Date Range

EmpJob supports multiple changes per day (MCPD). In case an employee's job information is changed several times on a day, you can get the last updated one by using the boolean type property `effectiveLatestChange`.

For example, the user "cgrant" has four `EmpJob` records as follows. Record 2 and record 3 have the same start date, and the last updated record on that day is record 2, the one with the larger sequence number.

#### EmpJob Records

Record	User ID	StartDate	EndDate	SeqNumber
1	cgrant	2017-11-14	9999-12-31	1
2	cgrant	2017-11-02	2017-11-13	2
3	cgrant	2017-11-02	2017-11-02	1
4	cgrant	2005-09-01	2017-11-01	1

### Request

Operation	Query
HTTP Method	GET
URI	<code>https://&lt;api-server&gt;/odata/v2/EmpJob?\$filter=userId eq 'cgrant'&amp;\$fromDate=2017-03-15&amp;toDate=2020-03-30&amp;\$filter=effectiveLatestChange eq true</code>

### Response

Record 1, 2, and 4 are returned.

#### Note

If you don't use `effectiveLatestChange` as a filter in date range queries, all records within the date range are returned.

### Related Information

[SAP Business Accelerator Hub: EmpJob](#)

[Permission Settings \[page 551\]](#)

[Multiple Changes Per Day \(MCPD\) Entities \[page 577\]](#)

## 9.4.6.7 EmpJobRelationships

This entity contains the employee relationship information to one or more managers.

### HRIS Element Information

```
HRIS Element ID: jobRelationsInfo
Business Keys: userId + relationshipType + startDate
Effective-date: true
Foundation Type:false
Person Entity Element:false
Supports Incremental Load: true
Supports NO_OVERWRITE: true
Supports MCPD: false
```

### Supported Operations

Query, Upsert

### Properties and Navigation Properties

This section lists only the properties and navigation properties that require special business logic, permission, or other additional information. For more information, refer to the API dictionary in [Admin Center](#) [API Center](#) [OData API Data Dictionary](#) or the API metadata using query: `https://<api-server>/odata/v2/<Entity>/$metadata`.

Property	Description
operation	To delete a record, use the upsert operation and set this property to DELIMIT.

### Use Case 1: Query All Entries with the Same External Code

#### Request

The following example shows how to get all entries that have the external code "hr manager".

Operation	Query
HTTP Request	GET



URI	<pre> https://&lt;API-Server&gt;.com/odata/v2/ EmpJobRelationships? \$filter=relationshipTypeNav/externalCode eq 'hr manager'&amp;\$expand=relationshipTypeNav&amp;\$select=relationshipTypeNav/ externalCode,relationshipType&amp;\$format=JSON </pre>
-----	---

## Response

```

{
  "d": {
    "results": [
      {
        "__metadata": {
          "uri": "https://<API-Server>/odata/v2/
EmpJobRelationships(relationshipType='5777',startDate=datetime'2011-07-13T00:00:00',
userId='147')",
          "type": "SFOData.EmpJobRelationships"
        },
        "relationshipType": "5777",
        "relationshipTypeNav": {
          "__metadata": {
            "uri": "https://<API-Server>/odata/v2/
PicklistOption(5777L)",
            "type": "SFOData.PicklistOption"
          },
          "externalCode": "hr manager"
        }
      }
    ]
  }
}

```

## Use Case 2: Delimit the Job Relationship Between Users

### Request

The following example shows how to delimit the job relationship between user "4000021" and user "4000185".

Operation	Upsert
HTTP Method	POST
URI	http://<API-Server>/odata/v2/upsert

Payload	<pre> {   "__metadata": {     "uri": "EmpJobRelationships(relationshipT ype='5777',startDate=datetime'2013-11-15 T00:00:00',userId='4000021')",     "type": "SFOData.EmpJobRelationships"   }, </pre>
---------	---

```
"startDate":"/Date(1384473600000)/",
"relationshipType":"5777",
"userId":"4000021",
"relUserId":"4000185",
"operation":"DELIMIT"
}
```

## Response

```
{
  "d": [
    {
      "key": "EmpJobRelationships/relationshipType=5777,EmpJobRelationships/
startDate=2013-11-15T00:00:00.000+08:00,EmpJobRelationships/userId=4000021",
      "status": "OK",
      "editStatus": "UPSERTED",
      "message": null,
      "index": 0,
      "httpCode": 200,
      "inlineResults": null
    }
  ]
}
```

## Related Information

[SAP Business Accelerator Hub: EmpJobRelationships](#)  
[Permission Settings \[page 551\]](#)

### 9.4.6.8 EmpPensionPayout

This entity contains information about how the pension will be paid to the employee.

## HRIS Element Information

```
HRIS Element ID: pensionPayoutsInfo
Business Keys: userId
Effective-date:false
Foundation Type:false
Person Entity Element:false
Supports Incremental Load:true
Supports NO_OVERWRITE: No
Supports MCPD: false
```

## Supported Operations

Query, Upsert

## Properties and Navigation Properties

This section lists only the properties and navigation properties that require special business logic, permission, or other additional information. For more information, refer to the API dictionary in [Admin Center](#) [API Center](#) [OData API Data Dictionary](#) or the API metadata using query: `https://<api-server>/odata/v2/<Entity>/$metadata`.

## Use Case: Query the Pension Payout of an Employee

### Request

Operation	Query
HTTP Method	GET
URI	<code>https://&lt;API-Server&gt;/odata/v2/ EmpPensionPayout?\$filter=userId eq 'TestUser'&amp;\$expand=empCompensationCalculat edNav</code>

## Related Information

[SAP Business Accelerator Hub: EmpPensionPayout](#)  
[Permission Settings \[page 551\]](#)

## 9.4.6.9 EmpWfRequest

This entity contains information about a workflow request.

## HRIS Element Information

```
HRIS Element ID: N/A  
Business Keys: empWfRequestId  
Effective-date: false
```

```
Foundation Type:false
Person Entity Element:false
Supports Incremental Load:false
Supports NO_OVERWRITE: false
Supports MCPD: false
```

## Supported Operations

Query

## Properties and Navigation Properties

This section lists only the properties and navigation properties that require special business logic, permission, or other additional information. For more information, refer to the API dictionary in [Admin Center](#) [API Center](#) [OData API Data Dictionary](#) or the API metadata using query: `https://<api-server>/odata/v2/<Entity>/$metadata`.

Property	Description
empWfRequestId	This is a business key.
actionType	Specify how approvers are allowed to change content of a workflow transaction: <ul style="list-style-type: none"><li><a href="#">No Edit</a> Approvers do not have in-flight editing capability.</li><li><a href="#">Edit with Route Change</a> Approvers can edit a workflow and the workflow route will be recalculated when they submit the request.</li><li><a href="#">Edit without Route Change</a> Approvers can edit a workflow but the workflow route will not be recalculated when they submit the request.</li><li><a href="#">Edit Attachments Only</a> Approver can only edit the attachments of the workflow.</li></ul>

## Use Case: Get All the Request Types and Event Reasons by Workflow Subject

### Request

Operation	Query
HTTP Method	GET

URI

```
https://<API-Server>/odata/v2/  
EmpWfRequest?$filter=subjectId eq  
'cgrant1'&$select=eventReason,subjectId&$f  
ormat=JSON
```

## Response

```
{  
  "d": {  
    "results": [  
      {  
        "__metadata": {  
          "uri": "https://<API-Server>/odata/v2/EmpWfRequest(307L)",  
          "type": "SFOData.EmpWfRequest"  
        },  
        "eventReason": "PAYMKT",  
        "subjectId": "cgrant1"  
      },  
      {  
        "__metadata": {  
          "uri": "https://<API-Server>/odata/v2/EmpWfRequest(306L)",  
          "type": "SFOData.EmpWfRequest"  
        },  
        "eventReason": "PAYMKT",  
        "subjectId": "cgrant1"  
      },  
      {  
        "__metadata": {  
          "uri": "https://<API-Server>/odata/v2/EmpWfRequest(305L)",  
          "type": "SFOData.EmpWfRequest"  
        },  
        "eventReason": "PAYMKT",  
        "subjectId": "cgrant1"  
      },  
      {  
        "__metadata": {  
          "uri": "https://<API-Server>/odata/v2/EmpWfRequest(304L)",  
          "type": "SFOData.EmpWfRequest"  
        },  
        "eventReason": "PAYMKT",  
        "subjectId": "cgrant1"  
      },  
      {  
        "__metadata": {  
          "uri": "https://<API-Server>/odata/v2/EmpWfRequest(303L)",  
          "type": "SFOData.EmpWfRequest"  
        },  
        "eventReason": "PAYMKT",  
        "subjectId": "cgrant1"  
      },  
      {  
        "__metadata": {  
          "uri": "https://<API-Server>/odata/v2/EmpWfRequest(302L)",  
          "type": "SFOData.EmpWfRequest"  
        },  
        "eventReason": "PAYMKT",  
        "subjectId": "cgrant1"  
      },  
      {  
        "__metadata": {  
          "uri": "https://<API-Server>/odata/v2/EmpWfRequest(301L)",  
          "type": "SFOData.EmpWfRequest"  
        },  
        "eventReason": "PAYMKT",  
        "subjectId": "cgrant1"  
      }  
    ]  
  }  
}
```

```

    },
    {
      "__metadata": {
        "uri": "https://<API-Server>/odata/v2/EmpWfRequest(41L)",
        "type": "SFOData.EmpWfRequest"
      },
      "eventReason": null,
      "subjectId": "cgrant1"
    }
  ]
}

```

## Related Information

[SAP Business Accelerator Hub: EmpWfRequest](#)  
[Permission Settings \[page 551\]](#)

### 9.4.6.10 EmpWorkPermit

This entity contains information about work permits of an employee.

## HRIS Element Information

```

HRIS Element ID: workPermitInfo
Business Keys: userId + country + documentType + documentNumber + issueDate
Effective-date: false
Foundation Type: false
Person Entity Element: false
Supports Incremental Load: yes
Supports NO_OVERWRITE: true
Supports MCPD: false

```

## Supported Operations

Query, Upsert

## Properties and Navigation Properties

This section lists only the properties and navigation properties that require special business logic, permission, or other additional information. For more information, refer to the API dictionary in [Admin Center](#) > [API Center](#)

► [OData API Data Dictionary](#) or the API metadata using query: `https://<api-server>/odata/v2/<Entity>/$metadata`.

The information in this section is only applicable for customers who import work permits on the Centralized services. Other customers are not affected.

Importing work permits on the Centralized services is now based on user ID; previously, it's based on person ID. Because one person can have multiple user accounts, so you could end up purging work permit information of multiple users when you chose to purge data of one person. With a user ID-based importing process, you only purge work permit information for the particular user ID you specified.

The entity uses five fields to make up a business key: `userId`, `country`, `documentType`, `documentNumber`, and `issueDate`. Upserting a record with a duplicate business key will be blocked and trigger a validation error. Both the full-purge mode and the incremental load mode are supported.

Property	Description
<code>userId</code>	Part of business key. Cannot be empty.
<code>country</code>	Part of business key. Cannot be empty.
<code>documentType</code>	Part of business key. Cannot be empty.
<code>documentNumber</code>	Part of business key. Cannot be empty.
<code>issueDate</code>	Part of business key. Cannot be empty.

## Use Case 1: Query All Work Permits for USA

### Request

Operation	Query
HTTP Method	GET
URI	<code>https://&lt;API-Server&gt;/odata/v2/EmpWorkPermit?\$filter=country eq 'USA' &amp; \$format=JSON</code>

### Response

#### Sample Code

```
{
  "d": {
    "results": [
      {
        "__metadata": {
          "uri": "https://<API-Server>/odata/v2/EmpWorkPermit(country='USA',documentNumber='gr',documentType='6148',issueDate=datetime'2022-07-06T00:00:00',userId='174')",
          "type": "SFOData.EmpWorkPermit"
        },
        "documentType": "6148",
        "userId": "174",
        "documentNumber": "gr",
        "country": "USA",
        "attachmentFileSize": "44711",

```





HTTP Method	POST
URI	https://<API-Server>/odata/v2/upsert
Payload	<pre>{   "__metadata": {     "uri": "EmpWorkPermit"   },   "country": "6057",   "documentType": "6345",   "documentNumber": "1234567",   "userId": "afong1",   "isValidated": true,   "documentTitle": null,   "issueDate": "/Date(1585699200000)/" }</pre>

## Response

### Sample Code

```
{
  "d": [
    {
      "key":
      "EmpWorkPermit/country=6057,EmpWorkPermit/documentNumber=1234567,EmpWorkPermit/
documentType=6345,EmpWorkPermit/issueDate=2020-04-01T00:00:00.000Z,EmpWorkPermit/
userId=afong1",
      "status": "OK",
      "editStatus": "UPSERTED",
      "message": null,
      "index": 0,
      "statusCode": 200,
      "inlineResults": null
    }
  ]
}
```

## Related Information

[SAP Business Accelerator Hub: EmpWorkPermit](#)

[Work Permit Validation Universally Applied First Half 2023 to include New Key Field – Innovation Alert Update](#)  
[Permission Settings \[page 551\]](#)

## 9.4.6.11 EmpPayCompNonRecurring

This entity contains information about nonrecurring components of an employee's pay.

### HRIS Element Information

```
HRIS Element ID: payComponentNonRecurring
Business Key: userId + payComponentCode + payDate
Effective-date: false
Foundation Type: false
Person Entity Element: false
Supports Incremental Load: true
Supports NO_OVERWRITE: true
Supports MCPD: false
```

### Supported Operations

Query, Upsert

### Additional Business Key Property

Each payment record is associated with a sequence number, which enables you to have more than one pay component with the same code on the same pay date. You can define `sequenceNumber` as an additional key property through data model configuration. With or without the `sequenceNumber` property enabled, the business key and required fields for the entity are different.

<code>sequenceNumber</code> enabled?	Business Key	Required Fields
No	<code>userId</code> <code>payComponentCode</code> <code>payDate</code>	<code>user_sys_id</code> <code>pay-component-code</code> <code>pay_date</code>
Yes	<code>userId</code> <code>sequenceNumber</code>	<code>user_sys_id</code> <code>pay-component-code</code> <code>pay_date</code> <code>seqNumber</code>

### Enabling Multiple Non-Recurring Pay Components with the Same User ID, Code, and Pay Date

If an employee has more than one `EmpPayCompNonRecurring` record with the same pay component code and the same pay date, and you want to retrieve all of the records, you **must** enable the additional key property `sequenceNumber`. Otherwise, you can retrieve only one of the records through `EmpPayCompNonRecurring`.

To enable `sequenceNumber`, add the following attributes to the `sequenceNumber` property in the data model from Provisioning:

```
<hris-field id="sequence-number" visibility="view" allow-import="true">
```

### → Remember

As a customer, you don't have access to Provisioning. To complete tasks in Provisioning, contact your implementation partner or Account Executive. For any non-implementation tasks, contact Product Support.

### ⚠ Caution

Once `sequenceNumber` is introduced as part of the business key, its value must be maintained. If the value isn't maintained in integrations that rely on the uniqueness of the pay component, these integrations could break.

## Properties and Navigation Properties

This section lists only the properties and navigation properties that require special business logic, permission, or other additional information. For more information, refer to the API dictionary in [Admin Center](#) [API Center](#) [OData API Data Dictionary](#) or the API metadata using query: `https://<api-server>/odata/v2/<Entity>/$metadata`.

Property	Description
operation	To delete a record, use the upsert operation and set this property to DELETE.

## Use Case: Query Payment Details Higher Than \$5,000

### Request

The following request queries the value and the date of the payment, and first and last name of all payments higher than \$5000.

Operation	Query
HTTP Method	GET

URI

```
https://<API-Server>/odata/v2/  
EmpPayCompNonRecurring?$filter=value  
gt '5000' and currencyCode  
eq 'USD'&$select=value,employmentNav/  
personNav/personalInfoNav/  
firstName,employmentNav/  
personNav/personalInfoNav/  
lastName&$expand=employmentNav/personNav/  
personalInfoNav&$format=JSON
```

## Response

```
{  
  "d": {  
    "results": [  
      {  
        "__metadata": {  
          "uri":  
"https://<API-Server>/odata/v2/public/EmpPayCompNonRecurring(payComponentCode='BNS-  
USA',payDate=datetime'2011-05-09T00:00:00',userId='mbaristal')",  
          "type": "SFOData.EmpPayCompNonRecurring"  
        },  
        "value": "20000",  
        "employmentNav": {  
          "__metadata": {  
            "uri": "https://<API-Server>/odata/v2/public/  
EmpEmployment(personIdExternal='mbaristal',userId='mbaristal')",  
            "type": "SFOData.EmpEmployment"  
          },  
          "personNav": {  
            "__metadata": {  
              "uri": "https://<API-Server>/odata/v2/public/  
PerPerson('mbaristal')",  
              "type": "SFOData.PerPerson"  
            },  
            "personalInfoNav": {  
              "results": [  
                {  
                  "__metadata": {  
                    "uri": "https://<API-Server>/odata/v2/public/  
PerPersonal(personIdExternal='mbaristal',startDate=datetime'1990-01-01T00:00:00')",  
                    "type": "SFOData.PerPersonal"  
                  },  
                  "lastName": "Barista",  
                  "firstName": "Marcia"  
                }  
              ]  
            }  
          }  
        }  
      ]  
    }  
  }  
}
```

## Related Information

[SAP Business Accelerator Hub: EmpPayCompNonRecurring](#)

## 9.4.6.12 EmpPayCompRecurring

You can use this entity to manage the recurring component of an employee's compensation, such as base salary, hourly wage or house allowance.

### HRIS Element Information

```
HRIS Element ID: empPayComponentRecurring
Business Keys: userId + payComponent + startDate + seqNumber
Effective-date: true
Foundation Type: false
Person Entity Element: false
Supports Incremental Load: true
Supports NO_OVERWRITE: true
Supports MCPD: true
```

### Supported Operations

Query, Upsert

### Properties and Navigation Properties

This section lists only the properties and navigation properties that require special business logic, permission, or other additional information. For more information, refer to the API dictionary in [Admin Center](#) [API Center](#) [OData API Data Dictionary](#) or the API metadata using query: `https://<api-server>/odata/v2/<Entity>/$metadata`.

Property	Description
personIdExternal	This property is a unique identifier for employees. You can use this property to update or add the recurring compensation information of an employee with only one active employment.
seqNumber	This property is automatically generated to specify the sequence of the record.
effectiveLatestChange	This boolean type property indicates whether a record is the latest effective one for a day. You can use this property as a filter to retrieve only the last updated record for each day in date range queries.

Property	Description
no-changes-until-date	This property shows how long a pay component is valid for. It is a transient field which is not stored in database, so it is not visible in <a href="#">OData API Data Dictionary</a> . To configure this field, go to <a href="#">Admin Center &gt; Manage Business Configuration</a> .
operation	To delete a record, use the upsert operation and set this property to DELIMIT.

## Use Case 1: Query the Record of an Annual Base Salary over 100,000 USD

### Request

Operation	Query
HTTP Method	GET
URI	<pre>https://&lt;api-server&gt;/odata/v2/ EmpPayCompRecurring?\$filter=payComponent eq 'Base Salary' and paycompvalue ge '100000' and currencyCode eq 'USD' and frequency eq 'ANN'&amp;\$format=JSON</pre>

### Response

```
{
  "d": {
    "results": [
      {
        "__metadata": {
          "uri": "https://
<api-server>/odata/v2/EmpPayCompRecurring(payComponent='Base
Salary',seqNumber=1L,startDate=datetime'2011-03-19T00:00:00',userId='wsown1') "
        },
        "startDate": "/Date(1300492800000)/",
        "payComponent": "Base Salary",
        "userId": "wsown1",
        "seqNumber": "1",
        "paycompvalue": "100000",
        "currencyCode": "USD",
        "endDate": "/Date(253402300799000)/",
        "frequency": "ANN",
        "lastModifiedDateTime": "/Date(1304284880000+0000)/",
        "lastModifiedOn": "/Date(1304284880000)/",
        "createdOn": "/Date(1304284880000)/",
        "createdBy": "wsown1",
        "createdDateTime": "/Date(1304284880000+0000)/",
        "lastModifiedBy": "wsown1",
        "notes": null,
        "frequencyNav": {
          "__deferred": {
            "uri": "https://
<api-server>/odata/v2/EmpPayCompRecurring(payComponent='Base
Salary',seqNumber=1L,startDate=datetime'2011-03-19T00:00:00',userId='wsown1')/
frequencyNav"
          }
        },
        "payComponentNav": {
```

```

        "__deferred": {
            "uri": "https://
<api-server>/odata/v2/EmpPayCompRecurring(payComponent='Base
Salary',seqNumber=1L,startDate=datetime'2011-03-19T00:00:00',userId='wsown1')/
payComponentNav"
        }
    },
    "compensationNav": {
        "__deferred": {
            "uri": "https://
<api-server>/odata/v2/EmpPayCompRecurring(payComponent='Base
Salary',seqNumber=1L,startDate=datetime'2011-03-19T00:00:00',userId='wsown1')/
compensationNav"
        }
    },
    "userNav": {
        "__deferred": {
            "uri": "https://
<api-server>/odata/v2/EmpPayCompRecurring(payComponent='Base
Salary',seqNumber=1L,startDate=datetime'2011-03-19T00:00:00',userId='wsown1')/
userNav"
        }
    },
    "employmentNav": {
        "__deferred": {
            "uri": "https://
<api-server>/odata/v2/EmpPayCompRecurring(payComponent='Base
Salary',seqNumber=1L,startDate=datetime'2011-03-19T00:00:00',userId='wsown1')/
employmentNav"
        }
    }
}
]
}
}

```

## Use Case 2: Upsert the Recurring Pay Component of an Employee with Multiple User Ids

In case of an employee with multiple user IDs, you can import the recurring compensation information by using the `personIdExternal` property.

### Request

Operation	Upsert
HTTP Method	POST
URI	<code>https://&lt;api-server&gt;/odata/v2/upsert</code>

Payload

```
{
  "__metadata": {
    "uri": "https://<api-server>/odata/v2/EmpPayCompRecurring"
  },
  "userId":
  "&&USE_PERSON_ID_EXTERNAL&&",
  "seqNumber": "1",
  "startDate": "/"
Date(1272672000000)/",
  "personIdExternal": "104038",
  "payComponent": "BASIC_BZ",
  "frequency": "MON",
  "paycompvalue": "15000"
}
```

## Response

```
{
  "d": [
    {
      "key": "EmpPayCompRecurring/
payComponent=BASIC_BZ,EmpPayCompRecurring/seqNumber=1,EmpPayCompRecurring/
startDate=2010-05-01T00:00:00.000Z,EmpPayCompRecurring/
userId=&&USE_PERSON_ID_EXTERNAL&&",
      "status": "OK",
      "editStatus": "UPsertED",
      "message": null,
      "index": 0,
      "httpCode": 200,
      "inlineResults": null
    }
  ]
}
```

## Use Case 3: Get the Latest Effective EmpPayCompRecurring Information for Each Day Within a Date Range

EmpPayCompRecurring supports multiple changes per day (MCPD). In case an employee's EmpPayCompRecurring information is changed several times on a day, you can get the last updated one by using the boolean type property effectiveLatestChange.

For example, the user "cgrant" has four EmpPayCompRecurring records as follows. Record 2 and record 3 have the same start date, and the last updated record on that day is record 2, the one with the larger sequence number.

EmpPayCompRecurring Records

Record	User ID	StartDate	EndDate	SeqNumber
1	cgrant	2022-12-27	2023-01-02	1
2	cgrant	2022-11-11	2022-11-17	2
3	cgrant	2022-11-11	2022-11-11	1
4	cgrant	2022-10-27	2022-11-02	1



## Request

Operation	Query
HTTP Method	GET
URI	<code>https://&lt;api-server&gt;/odata/v2/ EmpPayCompRecurring?\$filter=userId eq 'cgrant'&amp;\$fromDate=2022-11-01&amp;toDate=2022- 12-31&amp;\$filter=effectiveLatestChange eq true</code>

## Response

Record 1, 2, and 4 are returned.

### Note

If you don't use `effectiveLatestChange` as a filter in date range queries, all records within the date range are returned.

## Related Information

[SAP Business Accelerator Hub: EmpPayCompRecurring](#)

[lastModifiedDateTime and \\$filter \[page 579\]](#)

[Multiple Changes Per Day \(MCPD\) Entities \[page 577\]](#)

### 9.4.6.13 EmpTimeAccountBalance

The `EmpTimeAccountBalance` entity provides time account balance information, enabling external systems like payrolls to capture this data. The most common use case for deriving time account balance information is to enrich the employee's pay slip with time off data.

## Context Information

A prerequisite for this API is a configured Employee Central Time Off solution.

As the balance is not stored in Employee Central Time Off, the API needs to calculate the balance as of the specified date (balance as of date). The API therefore needs to determine the valid time accounts of the respective user (that is, employment) and time account type and calculate the balance by summing up the time account details.

The API currently returns only calculated data based on accrual runs already performed. Simulated data is not returned by the API.

For details, check the corresponding Implementation Information for Time Off available at <http://help.sap.com/cloud4hr?current=on-demand#section5>.

## How is the balance calculated?

- **Determination of valid time accounts**

Balance is calculated based on time accounts for the requested time account type. The validity of a time account is derived from the bookable period. Time accounts are selected if the parameter `balanceAsOfDate` falls into the bookable period. Closed accounts are considered.

### Note

#### Example

Vacation 2013 (Bookable period 1.1.2017-31.03.2018) Balance 5 days

Vacation 2018 (Bookable period 1.1.2018-31.03.2019) Balance 18 days

If the service is called with a balance as of date 1.3.2018, the system identifies two valid time accounts and returns both results. Result would be 2 records as above.

If the service is called with a balance as of date 1.8.2018, the system identifies only one valid time account. Result would be 18 days. One record is returned only.

- The balance considers all positive and negative bookings up to the selected date. This includes:
  - All accruals and entitlements
  - Manual adjustments (deduction and adding)
  - Carry forward values from period end processing (negative or positive)
  - All recalculation values for example due to an FTE change (negative and positive)
  - All taken leave up to the selected day
  - And all other bookings

## Supported Operations

Query

## Parameters

The entity has two required filters, to be used in `$filter`, which support `IN` and `EQ` operators only. The second optional parameter is a normal URL parameter which requires a date in format YYYY-MM-DD.

Name	Required	Description
timeAccountType as part of \$filter	Yes	List of time account types. Error if no time account type is provided.
balanceAsOfDate URL parameter	No	Balances as of Date If no date is passed, today will be used as the default effective date
userId as part of \$filter	Yes	List of users. Error if no user is provided.

#### ⚠ Caution

The external code of the time account type is case sensitive. Make sure that the external code is correct.

#### ⚠ Caution

When you use this entity in middleware or *Integration Center*, bulk data abstraction is not possible because userId is a mandatory field and giving all userId in the filter criteria will lead to a large query that would result in a failure.

## Properties and Navigation Properties

This section lists only the properties and navigation properties that require special business logic, permission, or other additional information. For more information, refer to the API dictionary in [Admin Center](#) [API Center](#) [OData API Data Dictionary](#) or the API metadata using query: `https://<api-server>/odata/v2/<Entity>/$metadata`.

The following properties are returned for each record. The API might return several records per user and time account type provided in the filter. The unique key of the returned records is neither the userId nor the timeAccountType but the unique UUID of the TimeAccount Entity. This means that the API returns the balance for all relevant time accounts of the given users and adds additional information based on the returned time account.

Property	Description
timeAccount	Unique ID of the selected time accounts
timeAccountType	Time account type of the selected time accounts
timeUnit	Either days or hours
balance	Values as described below

Property	Description
userId	User ID from User Entity
accountClosed	Boolean value that indicates whether the corresponding account is closed already and can no longer be booked.

## Use Case 1: Payroll Integration: Provide Time Account Balance Information for Payslip

### Request

Operation	Query
HTTP Method	GET
URI	<pre>https://&lt;API-Server&gt;/odata/v2/ EmpTimeAccountBalance?\$filter=userId in 'btassimo','bwfapproval' and timeAccountType in 'bgs_tacct_irregularWorkSchedule_hours', 'bgs_tacct_WF_NoStep_CcRole- Person','bgs_tacct_WF_stepEM_CcEMM','bgs_t acct_WF_NoStep_CcDynamicGroup', 'bgs_tacct_WF_NoStep_CcDynamicRole'&amp;\$forma t=JSON&amp;balanceAsOfDate=2014-09-01</pre>

### Response

```
{
  "d": {
    "results": [
      {
        "__metadata": {
          "uri": "https://<API-Server>/odata/v2/
EmpTimeAccountBalance('168c659421714e16bcd1963d9937731b')",
          "type": "SFOData.EmpTimeAccountBalance"
        },
        "timeAccount": "168c659421714e16bcd1963d9937731b",
        "balance": "240",
        "userId": "btassimo",
        "timeUnit": "HOURS",
        "accountClosed": false,
        "timeAccountType": "bgs_tacct_irregularWorkSchedule_hours"
      },
      {
        "__metadata": {
          "uri": "https://<API-Server>/odata/v2/
EmpTimeAccountBalance('b081c83b83c6472fa0920bd47057f74c')",
          "type": "SFOData.EmpTimeAccountBalance"
        },
        "timeAccount": "b081c83b83c6472fa0920bd47057f74c",
        "balance": "-4.2166666667",
        "userId": "bwfapproval",
        "timeUnit": "HOURS",
        "accountClosed": false,

```

```

    "timeAccountType": "bgs_tacct_WF_stepEM_CcEMM"
  },
  {
    "__metadata": {
      "uri": "https://<API-Server>/odata/v2/
EmpTimeAccountBalance('03f7b8cd4fac41f08a0d44f3f38eb015')",
      "type": "SFOData.EmpTimeAccountBalance"
    },
    "timeAccount": "03f7b8cd4fac41f08a0d44f3f38eb015",
    "balance": "39.75",
    "userId": "bwfapproval",
    "timeUnit": "DAYS",
    "accountClosed": false,
    "timeAccountType": "bgs_tacct_WF_NoStep_CcRole-Person"
  },
  {
    "__metadata": {
      "uri": "https://<API-Server>/odata/v2/
EmpTimeAccountBalance('168c659421714e16bcd1963d9937731b')",
      "type": "SFOData.EmpTimeAccountBalance"
    },
    "timeAccount": "168c659421714e16bcd1963d9937731b",
    "balance": "240",
    "userId": "btassimo",
    "timeUnit": "HOURS",
    "accountClosed": false,
    "timeAccountType": "bgs_tacct_irregularWorkSchedule_hours"
  },
  {
    "__metadata": {
      "uri": "https://<API-Server>/odata/v2/
EmpTimeAccountBalance('b081c83b83c6472fa0920bd47057f74c')",
      "type": "SFOData.EmpTimeAccountBalance"
    },
    "timeAccount": "b081c83b83c6472fa0920bd47057f74c",
    "balance": "-4.2166666667",
    "userId": "bwfapproval",
    "timeUnit": "HOURS",
    "accountClosed": false,
    "timeAccountType": "bgs_tacct_WF_stepEM_CcEMM"
  },
  {
    "__metadata": {
      "uri": "https://<API-Server>/odata/v2/
EmpTimeAccountBalance('03f7b8cd4fac41f08a0d44f3f38eb015')",
      "type": "SFOData.EmpTimeAccountBalance"
    },
    "timeAccount": "03f7b8cd4fac41f08a0d44f3f38eb015",
    "balance": "39.75",
    "userId": "bwfapproval",
    "timeUnit": "DAYS",
    "accountClosed": false,
    "timeAccountType": "bgs_tacct_WF_NoStep_CcRole-Person"
  }
]
}
}

```

## Error Handling

Invalid userIDs or Time Account Types are not reported as errors and will lead to an empty result.

## Related Information

[SAP Business Accelerator Hub: EmpTimeAccountBalance](#)

### 9.4.6.14 HireDateChange

This entity contains information about changing the hire date of an employee in Employee Central.

#### Permissions

You have the [Administrator Permissions](#) > [Metadata Framework](#) > [Hire Date Correction](#) permission.

The API can be used with the [Access to Non-Secured Object](#) permission if the Hire Date Correction object is not already secured.

However, to restrict the access to the Hire Date Correction object only, we recommend configuring the Hire Date Correction object as secured in the system. This means, in the object definition, in the [Security](#) section, the [Secured](#) field must be set to [Yes](#) and the [Permission Category](#) must be set to, for example, [Miscellaneous](#). Once the object definition is updated, the View, Edit, and Import/Export permissions must be granted in [User Permissions](#) > [Miscellaneous Permissions](#) > [Hire Date Correction](#).

#### Supported Operations

Query, Upsert, Insert, Delete

The Upsert operation supports the creation of new Hire Date Change objects only, meaning it does not support updates to existing Hire Date Change objects.

#### Use Case 1: Query the Hire Date Change of an Employee

In the following example, the hire date changes of an employee are queried. The filter query URI returns all changes for the given usersSysId.

#### Request

Operation	Query
HTTP Method	GET



## Use Case 2: Insert a Hire Date Change of an Employee Using the Upsert Operation

In the following example, the Hire Date Change object is created. One advantage of using the upsert operation means that you can create multiple changes at once.

### Request

Operation	Upsert
HTTP Method	POST
URI	<code>https://&lt;api-server&gt;/odata/v2/upsert?\$format=json</code>
Payload	<div data-bbox="602 699 1425 1570"><p>Sample Code</p><pre>{   "__metadata": {     "uri": "https://&lt;api-server&gt;/odata/v2/HireDateChange('testCode')",     "type": "SFOData.HireDateChange"   },   "code": "testCode",   "newHireDate": "/Date(1666249310000)/",   "usersSysIdNav": {     "__metadata": {       "uri": "https://&lt;api-server&gt;/odata/v2/User('testUser')"     }   } }, {   "__metadata": {     "uri": "https://&lt;api-server&gt;/odata/v2/HireDateChange('otherTestCode')",     "type": "SFOData.HireDateChange"   },   "code": "otherTestCode",   "newHireDate": "/Date(1666249310000)/",   "usersSysIdNav": {     "__metadata": {       "uri": "https://&lt;api-server&gt;/odata/v2/User('otherTestUser')"     }   } } }</pre></div>

### Response

Sample Code
<pre>{   "d": [     {       "key": "HireDateChange/code=testCode",       "status": "OK",       "editStatus": "UPSERTED",       "message": null,       "index": 0,     }   ] }</pre>



```

    "statusCode": 200,
    "inlineResults": null
  },
  {
    "key": "HireDateChange/code=otherTestCode",
    "status": "OK",
    "editStatus": "UPSERTED",
    "message": null,
    "index": 1,
    "statusCode": 200,
    "inlineResults": null
  }
]
}

```

## Use Case 3: Insert a Hire Date Change of an Employee Using the Insert Operation

In the following example, the hire date of an employee is changed.

### Request

Operation	Insert
HTTP Method	POST
URI	https://<api-server>/odata/v2/HireDateChange

Payload

#### Sample Code

```

{
  "__metadata": {
    "uri": "https://<api-server>/odata/v2/HireDateChange('testCode')",
    "type": "SFOData.HireDateChange"
  },
  "code": "testCode",
  "newHireDate": "/Date(1666249310000)/",
  "usersSysIdNav": {
    "__metadata": {
      "uri": "https://<api-server>/odata/v2/User('testUser')",
    }
  }
}

```

### Response

#### Sample Code

```

{
  "d": {
    "__metadata": {
      "uri": "https://<api-server>/odata/v2/HireDateChange('testCode')",
      "type": "SFOData.HireDateChange"
    }
  }
}

```

```

    },
    "newHireDate": "\/Date(1579431065000)\/",
    "code": "testCode",
    "usersSysIdNav": {
      "__deferred": {
        "uri": "https://<api-server>/odata/v2/HireDateChange('testCode')/"
      }
    }
  }
}

```

## Use Case 4: Delete the Hire Date Change of an Employee

In the following example, the hire date of an employee is deleted.

### Request

Operation	Delete
HTTP Method	DELETE
URI	https://<api-server>/odata/v2/HireDateChange('testCode')? \$format=json

### Note

There is no response payload for the delete operation.

## Related Information

[SAP Business Accelerator Hub: HireDateChange](#)  
[Changing an Employee's Hire Date in Employee Central](#)

## 9.4.6.15 EmpCostDistribution

This entity allows you to create an alternative cost distribution for employees.

### Permissions

Permission System	Required Setting
Role-based	User Permissions -> Miscellaneous Permissions -> Alternative Cost Distribution

### Supported Operations

Query, Upsert, Insert, Merge, Replace, Delete

### Properties and Navigation Properties

This section lists only the properties and navigation properties that require special business logic, permission, or other additional information. For more information, refer to the API dictionary in [Admin Center](#) [API Center](#) [OData API Data Dictionary](#) or the API metadata using query: `https://<api-server>/odata/v2/<Entity>/$metadata`.

#### Navigation Properties

Navigation Property	Related Entity	Description
items	EmpCostDistributionItem	Child entity that has a one-to-many association with its parent. It stores all the details of cost distribution.
mdfSystemRecordStatusNav	MDFEnumValue	The ENUM data type values maintained by the MDF team for that entity.
mdfSystemStatusNav	MDFEnumValue	The ENUM data type values maintained by the MDF team for that entity.
createdByNav	User	Navigates to the User entity.
lastModifiedByNav	User	Navigates to the User entity.

Navigation Property	Related Entity	Description
usersSysIdNav	User	Navigates to the User entity.

## Use Case 1: Querying Alternate Cost Distribution

Query continuous requests about the alternate cost distribution for an employee.

### Request

Operation	Query
HTTP Method	GET
URI	https://<api-server>/odata/v2/EmpCostDistribution?\$filter=usersSysId eq <User-ID>&\$expand=items&\$format=json


### Response

```
{
  "d": {
    "results": [
      {
        "__metadata": {
          "uri": "https://<API-Server>/odata/v2/EmpCostDistribution(effectiveStartDate=datetime'2021-03-26T00:00:00',usersSysId='<User-ID>')",
          "type": "SFOData.EmpCostDistribution"
        },
        "usersSysId": <User-ID>,
        "effectiveStartDate": "/Date(1616716800000)/",
        "effectiveEndDate": "/Date(253402214400000)/",
        "lastModifiedDateTime": "/Date(1616733672000+0000)/",
        "lastModifiedBy": "223344",
        "createdDateTime": "/Date(1616733672000+0000)/",
        "mdfSystemRecordStatus": "N",
        "createdBy": "223344",
        "usersSysIdNav": {
          "__deferred": {
            "uri": "https://<API-Server>/odata/v2/EmpCostDistribution(effectiveStartDate=datetime'2021-03-26T00:00:00',usersSysId='<User-ID>')/usersSysIdNav"
          }
        },
        "createdByNav": {
          "__deferred": {
            "uri": "https://<API-Server>/odata/v2/EmpCostDistribution(effectiveStartDate=datetime'2021-03-26T00:00:00',usersSysId='<User-ID>')/createdByNav"
          }
        },
        "wfRequestNav": {
          "__deferred": {
            "uri": "https://<API-Server>/odata/v2/EmpCostDistribution(effectiveStartDate=datetime'2021-03-26T00:00:00',usersSysId='<User-ID>')/wfRequestNav"
          }
        }
      }
    ]
  }
}
```

```

        "lastModifiedByNav": {
            "__deferred": {
                "uri": "https://<API-Server>/odata/v2/
EmpCostDistribution(effectiveStartDate=datetime'2021-03-26T00:00:00',usersSysId='<User-ID>')/lastModifiedByNav"
            }
        },
        "items": {
            "results": [
                {
                    "__metadata": {
                        "uri": "https://<API-Server>/odata/v2/
EmpCostDistributionItem(EmpCostDistribution_effectiveStartDate=datetime'2021-03-26T00:00:00',EmpCostDistribution_usersSysId='<User-ID>',externalCode=147843L)",
                        "type": "SFOData.EmpCostDistributionItem"
                    },
                    "externalCode": "147843",
                    "EmpCostDistribution_usersSysId": "<User-ID>",
                    "EmpCostDistribution_effectiveStartDate": "/
Date(1616716800000)/",
                    "lastModifiedDateTime": "/Date(1616733672000+0000)/",
                    "costCenter": "MC_240001",
                    "lastModifiedBy": "223344",
                    "createdDateTime": "/Date(1616733672000+0000)/",
                    "mdfSystemRecordStatus": "N",
                    "createdBy": "223344",
                    "percentage": "1",
                    "createdByNav": {
                        "__deferred": {
                            "uri": "https://<API-Server>/odata/v2/
EmpCostDistributionItem(EmpCostDistribution_effectiveStartDate=datetime'2021-03-26T00:00:00',EmpCostDistribution_usersSysId='<User-ID>',externalCode=147843L)/
createdByNav"
                        }
                    },
                    "costCenterNav": {
                        "__deferred": {
                            "uri": "https://<API-Server>/odata/v2/
EmpCostDistributionItem(EmpCostDistribution_effectiveStartDate=datetime'2021-03-26T00:00:00',EmpCostDistribution_usersSysId='<User-ID>',externalCode=147843L)/
costCenterNav"
                        }
                    },
                    "lastModifiedByNav": {
                        "__deferred": {
                            "uri": "https://<API-Server>/odata/v2/
EmpCostDistributionItem(EmpCostDistribution_effectiveStartDate=datetime'2021-03-26T00:00:00',EmpCostDistribution_usersSysId='<User-ID>',externalCode=147843L)/
lastModifiedByNav"
                        }
                    },
                    "mdfSystemRecordStatusNav": {
                        "__deferred": {
                            "uri": "https://<API-Server>/odata/v2/
EmpCostDistributionItem(EmpCostDistribution_effectiveStartDate=datetime'2021-03-26T00:00:00',EmpCostDistribution_usersSysId='<User-ID>',externalCode=147843L)/
mdfSystemRecordStatusNav"
                        }
                    }
                }
            ]
        },
        "mdfSystemRecordStatusNav": {
            "__deferred": {
                "uri": "https://<API-Server>/odata/v2/
EmpCostDistribution(effectiveStartDate=datetime'2021-03-26T00:00:00',usersSysId='<User-ID>')/mdfSystemRecordStatusNav"
            }
        }
    }
}

```



## Use Case 2: Upserting Alternative Cost Distribution

Insert or update alternate cost distribution for an employee.

### Request

Operation	Upsert
HTTP Method	POST
URI	https://<api-server>/odata/v2/upsert?
Payload	<pre>{   "__metadata": {     "uri": "/ EmpCostDistribution(effectiveStartDate=datetime'2021-03-26T00:00:00',usersSysId='&lt;User-Id&gt;')",     "type":     "SFOData.EmpCostDistribution"   },   "usersSysId": &lt;User-Id&gt;,   "effectiveStartDate": "/ Date(1616716800000)/",   "items": [     {       "__metadata": {         "uri": "https://&lt;API- Server&gt;/odata/v2/ EmpCostDistributionItem(EmpCostDistribution_effectiveSta rtDate=datetime'2021-03-26T00:00:00',EmpCostDistribution _usersSysId='438',externalCode=147843L)",         "type":         "SFOData.EmpCostDistributionItem"       },       "EmpCostDistribution_usersSysId": &lt;User-Id&gt;,       "EmpCostDistribution_effectiveStartDate": "/ Date(1616716800000)/",       "lastModifiedDate": "/ Date(1616733672000+0000)/",       "costCenter": "MC_240001",       "lastModifiedBy": "223344",       "createdDateTime": "/ Date(1616733672000+0000)/",       "mdfSystemRecordStatus":       "N",       "createdBy": "223344",       "percentage": "1"     }   ] }</pre>

## Response

```
{
  "d": [
    {
      "key": "EmpCostDistribution/
effectiveStartDate=2021-03-26T00:00:00.000Z,EmpCostDistribution/usersSysId=<User-
Id>",
      "status": "OK",
      "editStatus": "UPsertED",
      "message": null,
      "index": 0,
      "httpCode": 200,
      "inlineResults": null
    }
  ]
}
```

## Use Case 3: Modifying Alternative Cost Distribution

Change alternate cost distribution for an employee.

### Request

Operation	Merge
HTTP Method	POST
URI	https://<api-server>/odata/v2/ EmpCostDistribution(effectiveStartDate=datetime'2021-03-26T 00:00:00',usersSysId='<User-Id>')
Header	x-http-method: MERGE  Content-Type: application/json
Payload	<pre>{   "__metadata": {     "uri": "/ EmpCostDistribution(effectiveStartDate=datetime'2021-03- 26T00:00:00',usersSysId='&lt;User-Id&gt;')",     "type":     "SFOData.EmpCostDistribution"   },   "usersSysId": "&lt;User-Id&gt;",   "effectiveStartDate": "/ Date(16167168004559)/", }</pre>

## Use Case 4: Creating Alternative Cost Distribution

Insert alternative cost distribution for an employee

## Request

Operation	Insert
HTTP Method	POST
URI	https://<api-server>/odata/v2/EmpCostDistribution
Payload	<pre>{   "__metadata": {     "uri": "/ EmpCostDistribution(effectiveStartDate=datetime'2021-03- 29T00:00:00',usersSysId='&lt;User-Id&gt;')",     "type":     "SFOData.EmpCostDistribution"   },   "usersSysId": "&lt;User-Id&gt;",   "effectiveStartDate": "/ Date(16167164004879)/",   "items": [     {       "__metadata": {         "uri": "https://&lt;API- Server&gt;/odata/v2/ EmpCostDistributionItem(EmpCostDistribution_effectiveSta rtDate=datetime'2021-03-29T00:00:00',EmpCostDistribution _usersSysId='&lt;User-Id&gt;',externalCode=147843L)",         "type":         "SFOData.EmpCostDistributionItem"       },       "EmpCostDistribution_usersSysId": "&lt;User-Id&gt;",       "EmpCostDistribution_effectiveStartDate": "/ Date(16167164004879)/",       "costCenter": "MC_240001",       "lastModifiedBy": "223344",       "percentage": "48"     }   ] }</pre>

## Response

	<pre>{   "d": {     "__metadata": {       "uri": "https://&lt;API-Server&gt;/odata/v2/ EmpCostDistribution(effectiveStartDate=datetime'2482-04-25T00:00:00',usersSysId='&lt;Us er-Id&gt;')",       "type": "SFOData.EmpCostDistribution"     },     "usersSysId": "&lt;User-Id&gt;",     "effectiveStartDate": "/Date(16167081600000)/",     "items": {       "__metadata": {         "uri": "https://&lt;API-Server&gt;/odata/v2/ EmpCostDistributionItem(EmpCostDistribution_effectiveStartDate=datetime'2021-03-29T0 0:00:00',EmpCostDistribution_usersSysId='&lt;User-Id&gt;',externalCode=147843L)",         "type": "SFOData.EmpCostDistributionItem"       },       "EmpCostDistribution_usersSysId": "&lt;User-Id&gt;",       "EmpCostDistribution_effectiveStartDate": "/Date(16167164004879)/",       "costCenter": "MC_240001",</pre>
--	--



```
    "lastModifiedBy": "223344",  
    "percentage": "48"  
  }  
}
```

## Use Case 5: Deleting Alternative Cost Distribution

Delete alternative cost distribution for an employee.

### Request

Operation	Delete
HTTP Method	DELETE
URI	<code>https://&lt;api-server&gt;/odata/v2/ EmpCostDistribution(effectiveStartDate=datetime'2021-04-01T 00:00:00',usersSysId='&lt;User-Id&gt;')</code>

### Related Information

[SAP Business Accelerator Hub: EmpCostDistribution](#)

## 9.4.6.15.1 EmpCostDistributionItem

The EmpCostDistributionItem entity is a composite child entity of the EmpCostDistribution entity and contains the individual alternative cost distribution for each employee.

### Prerequisites

You've created the parent entity [EmpCostDistribution](#) [page 699].

## Permissions

Permission System	Required Setting
Role-based	Administrator Permissions -> Metadata Framework -> Access to non-secured objects

## Supported Operations

Query, Upsert, Insert, Merge, Replace, Delete

## Properties and Navigation Properties

This section lists only the properties and navigation properties that require special business logic, permission, or other additional information. For more information, refer to the API dictionary in [Admin Center](#) > [API Center](#) > [OData API Data Dictionary](#) or the API metadata using query: `https://<api-server>/odata/v2/<Entity>/$metadata`.

### Navigation Properties

Navigation Property	Related Entity	Description
mdfSystemRecordStatusNav	MDFEnumValue	The ENUM data type values maintained by the MDF team for that entity.
mdfSystemStatusNav	MDFEnumValue	The ENUM data type values maintained by the MDF team for that entity.
createdByNav	User	Navigates to the User entity.
lastModifiedByNav	User	Navigates to the User entity.
costCenterNav	FOCostCenter	Represents the generic MDF object Cost-Center.

## Use Case 1: Querying Alternate Cost Distribution Item

Query continuous requests about the alternate cost distribution item for an employee.

## Request

Operation	Query
HTTP Method	GET
URI	https://<api-server>/odata/v2/EmpCostDistributionItem?\$filter=EmpCostDistribution_usersSysId eq <User-Id>&\$format=json

## Response

```
{
  "d": {
    "results": [
      {
        "__metadata": {
          "uri": "https://<API-Server>/odata/v2/EmpCostDistributionItem(EmpCostDistribution_effectiveStartDate=datetime'2021-03-26T00:00:00',EmpCostDistribution_usersSysId='<User-Id>',externalCode=147843L)",
          "type": "SFOData.EmpCostDistributionItem"
        },
        "externalCode": "147843",
        "EmpCostDistribution_usersSysId": "<User-Id>",
        "EmpCostDistribution_effectiveStartDate": "/Date(1616716800000)/",
        "lastModifiedDateTime": "/Date(1616733672000+0000)/",
        "costCenter": "MC_240001",
        "lastModifiedBy": "223344",
        "createdDateTime": "/Date(1616733672000+0000)/",
        "mdfSystemRecordStatus": "N",
        "createdBy": "223344",
        "percentage": "1",
        "createdByNav": {
          "__deferred": {
            "uri": "https://<API-Server>/odata/v2/EmpCostDistributionItem(EmpCostDistribution_effectiveStartDate=datetime'2021-03-26T00:00:00',EmpCostDistribution_usersSysId='<User-Id>',externalCode=147843L)/createdByNav"
          }
        },
        "costCenterNav": {
          "__deferred": {
            "uri": "https://<API-Server>/odata/v2/EmpCostDistributionItem(EmpCostDistribution_effectiveStartDate=datetime'2021-03-26T00:00:00',EmpCostDistribution_usersSysId='<User-Id>',externalCode=147843L)/costCenterNav"
          }
        },
        "lastModifiedByNav": {
          "__deferred": {
            "uri": "https://<API-Server>/odata/v2/EmpCostDistributionItem(EmpCostDistribution_effectiveStartDate=datetime'2021-03-26T00:00:00',EmpCostDistribution_usersSysId='<User-Id>',externalCode=147843L)/lastModifiedByNav"
          }
        },
        "mdfSystemRecordStatusNav": {
          "__deferred": {
            "uri": "https://<API-Server>/odata/v2/EmpCostDistributionItem(EmpCostDistribution_effectiveStartDate=datetime'2021-03-26T00:00:00',EmpCostDistribution_usersSysId='<User-Id>',externalCode=147843L)/mdfSystemRecordStatusNav"
          }
        }
      }
    ]
  }
}
```

```
}
  }
]
```

## Use Case 2: Upserting Alternative Cost Distribution Item

Insert or update alternate cost distribution item for an employee.

### Request

Operation	Upsert
HTTP Method	POST
URI	https://<api-server>/odata/v2/upsert?
Payload	<pre>{   "__metadata": {     "uri": "https://&lt;API-Server&gt;/ odata/v2/ EmpCostDistributionItem(EmpCostDistribution_effectiveSta rtDate=datetime'2021-03-26T00:00:00',EmpCostDistribution _usersSysId='&lt;User-Id&gt;',externalCode=147843L)",     "type": "SFOData.EmpCostDistributionItem"   },   "&lt;User-Id&gt;",   "EmpCostDistribution_effectiveStartDate": "/ Date(1616716800000)/",   "costCenter": "MC_240001",   "percentage": "1" }</pre>

### Response

```
{
  "d": [
    {
      "key": "EmpCostDistributionItem/
EmpCostDistribution_effectiveStartDate=2021-03-26T00:00:00.000Z,EmpCostDistributionI
tem/EmpCostDistribution_usersSysId=<User-Id>,EmpCostDistributionItem/
externalCode=147843",
      "status": "OK",
      "editStatus": "UPSERTED",
      "message": null,
      "index": 0,
      "httpCode": 200,
      "inlineResults": null
    }
  ]
}
```

## Use Case 3: Modifying Alternative Cost Distribution Item

Change alternate cost distribution item for an employee

### Request

Operation	Merge
HTTP Method	POST
URI	<code>https://&lt;api-server&gt;/odata/v2/ EmpCostDistributionItem(EmpCostDistribution_effectiveStartDate=datetime'2021-04-01T00:00:00',EmpCostDistribution_usersSysId='&lt;User-Id&gt;',externalCode=419336L)</code>
Header	<code>x-http-method: MERGE</code>  <code>Content-Type: application/json</code>
Payload	<pre>{   "percentage": "55" }</pre>

## Use Case 4: Creating Alternative Cost Distribution Item

Insert alternative cost distribution item for an employee

### Request

Operation	Insert
HTTP Method	POST
URI	<code>https://&lt;api-server&gt;/odata/v2/EmpCostDistributionItem</code>
Payload	<pre>{   "__metadata": {     "uri": "https://&lt;API-Server&gt;/odata/v2/ EmpCostDistributionItem(EmpCostDistribution_effectiveStartDate=datetime'2021-04-01T00:00:00',EmpCostDistribution_usersSysId='&lt;User-Id&gt;')",     "type": "SFOData.EmpCostDistributionItem"   },   "EmpCostDistribution_usersSysId": "&lt;User-Id&gt;",   "EmpCostDistribution_effectiveStartDate": "/Date(1617235200000)/",   "percentage": "1",   "costCenter": "7500-1110" }</pre>

## Response

```
{
  "d": {
    "__metadata": {
      "uri": "https://<API-Server>/odata/v2/
EmpCostDistributionItem(EmpCostDistribution_effectiveStartDate=datetime'2021-04-01T0
0:00:00',EmpCostDistribution_usersSysId='<User-Id>',externalCode=419337L)",
      "type": "SFOData.EmpCostDistributionItem"
    },
    "percentage": "1",
    "costCenter": "7500-1110",
    "externalCode": "419337",
    "EmpCostDistribution_usersSysId": "<User-Id>",
    "EmpCostDistribution_effectiveStartDate": "/Date(1617235200000)/"
  }
}
```

## Use Case 5: Deleting Alternative Cost Distribution Item

Delete alternative cost distribution item for an employee.

### Request

Operation	Delete
HTTP Method	DELETE
URI	https://<api-server>/odata/v2/ EmpCostDistributionItem(EmpCostDistribution_effectiveStartD ate=datetime'2021-04-01T00:00:00',EmpCostDistribution_users SysId='<User-Id>',externalCode=419337L)

## Related Information

[SAP Business Accelerator Hub: EmpCostDistributionItem](#)

## 9.4.6.16 SecondaryAssignments

You use this entity to differentiate primary from secondary employments during concurrent employment replications.

## Supported Operations

Query, Insert, Merge, Replace, Upsert, Delete

## Use Cases: Query the Secondary Assignments of a Person

### Request

Request Information

Operation	Query
HTTP Method	GET
URI	<code>https://&lt;API-Server&gt;/odata/v2/PerPerson?\$format=json&amp;\$filter=personIdExternal%20eq%20'jsmith'&amp;\$expand=secondaryAssignmentsNav/allSfProcesses</code>

### Response

```
{
  "d": {
    "results": [
      {
        "__metadata": {
          "uri": "https://<API-Server>/odata/v2/PerPerson('jsmith')",
          "type": "SFOData.PerPerson"
        },
        "personIdExternal": "jsmith",
        "dateOfBirth": null,
        "lastModifiedOn": "/Date(1303743709000)/",
        "lastModifiedDateTime": "/Date(1303743709000+0000)/",
        "dateOfDeath": null,
        "createdOn": "/Date(1303743708000)/",
        "countryOfBirth": null,
        "createdBy": "v4admin",
        "regionOfBirth": null,
        "createdDateTime": "/Date(1303743708000+0000)/",
        "lastModifiedBy": "v4admin",
        "personId": "11",
        "personRerlationshipNav": {
          "__deferred": {
            "uri": "https://<API-Server>/odata/v2/PerPerson('jsmith')/
personRerlationshipNav"
          }
        },
        "emergencyContactNav": {
          "__deferred": {
            "uri": "https://<API-Server>/odata/v2/PerPerson('jsmith')/
emergencyContactNav"
          }
        },
        "phoneNav": {
          "__deferred": {
            "uri": "https://<API-Server>/odata/v2/PerPerson('jsmith')/
phoneNav"
          }
        },
        "personalInfoNav": {
          "__deferred": {
            "uri": "https://<API-Server>/odata/v2/PerPerson('jsmith')/
personalInfoNav"
          }
        },
        "homeAddressNavDEFAULT": {
          "__deferred": {
            "uri": "https://<API-Server>/odata/v2/PerPerson('jsmith')/
homeAddressNavDEFAULT"
          }
        }
      }
    ]
  }
}
```

```

    },
    "secondaryAssignmentsNav": {
      "results": [
        {
          "__metadata": {
            "uri": "https://<API-Server>/odata/v2/SecondaryAssignments(effectiveStartDate=datetime'2016-06-24T00:00:00',externalCode='jsmith')",
            "type": "SFOData.SecondaryAssignments"
          },
          "effectiveStartDate": "/Date(1466726400000)/",
          "externalCode": "jsmith",
          "mdfSystemObjectType": "SecondaryAssignments",
          "mdfSystemVersionId": null,
          "lastModifiedDateTime": "/Date(1467020470000+0000)/",
          "mdfSystemTransactionSequence": "1",
          "effectiveEndDate": "/Date(1468108800000)/",
          "createdBy": "admin",
          "mdfSystemRecordId": "566D79D0BE2340BC83CC882FF39AAE62",
          "mdfSystemEntityId": "BD0ABACF60354252BFC0E4EDB7F2BE02",
          "createdDateTime": "/Date(1467020470000+0000)/",
          "lastModifiedBy": "admin",
          "mdfSystemStatus": "A",
          "lastModifiedDate": "/Date(1467020470000)/",
          "lastModifiedDateWithTZ": "/Date(1467020470000+0000)/",
          "createdDate": "/Date(1467020470000)/",
          "mdfSystemRecordStatus": "N",
          "wfRequestNav": {
            "__deferred": {
              "uri": "https://<API-Server>/odata/v2/SecondaryAssignments(effectiveStartDate=datetime'2016-06-24T00:00:00',externalCode='jsmith')/wfRequestNav"
            }
          }
        },
        {
          "allSfProcesses": {
            "results": [
              {
                "__metadata": {
                  "uri": "https://<API-Server>/odata/v2/SecondaryAssignmentsItem(SecondaryAssignments_effectiveStartDate=datetime'2016-06-24T00:00:00',SecondaryAssignments_externalCode='jsmith',externalCode='c95d6999d02e46878dcad5ef2a02397c')",
                  "type": "SFOData.SecondaryAssignmentsItem"
                },
                "SecondaryAssignments_externalCode": "jsmith",
                "SecondaryAssignments_effectiveStartDate": "/Date(1466726400000)/",
                "externalCode": "c95d6999d02e46878dcad5ef2a02397c",
                "mdfSystemEffectiveEndDate": "/Date(253402214400000)/",
                "mdfSystemObjectType": "SecondaryAssignmentsItem",
                "mdfSystemVersionId": null,
                "lastModifiedDateTime": "/Date(1467020470000+0000)/",
                "usersSysId": "181",
                "mdfSystemTransactionSequence": "1",
                "createdBy": "admin",
                "mdfSystemRecordId": "448E51556F414997A79F1360D837CD29",
                "mdfSystemEntityId": "DCAF412BC16D46408FB7D3EEDB7DDF63",
                "createdDateTime": "/Date(1467020470000+0000)/",

```



```

        "lastModifiedBy": "admin",
        "mdfSystemStatus": "A",
        "lastModifiedDate": "/Date(1467020470000)/",
        "mdfSystemEffectiveStartDate": "/"
Date(-2208988800000)/",
        "lastModifiedDateWithTZ": "/"
Date(1467020470000+0000)/",
        "createdDate": "/Date(1467020470000)/",
        "mdfSystemRecordStatus": "N",
        "usersSysIdNav": {
            "__deferred": {
                "uri": "https://<API-Server>/
odata/v2/
SecondaryAssignmentsItem(SecondaryAssignments_effectiveStartDate=datetime'2016-06-24
T00:00:00',SecondaryAssignments_externalCode='jsmith',externalCode='c95d6999d02e4687
8dcad5ef2a02397c')/usersSysIdNav"
            }
        },
        "mdfSystemRecordStatusNav": {
            "__deferred": {
                "uri": "https://<API-Server>/
odata/v2/
SecondaryAssignmentsItem(SecondaryAssignments_effectiveStartDate=datetime'2016-06-24
T00:00:00',SecondaryAssignments_externalCode='jsmith',externalCode='c95d6999d02e4687
8dcad5ef2a02397c')/mdfSystemRecordStatusNav"
            }
        },
        "mdfSystemStatusNav": {
            "__deferred": {
                "uri": "https://<API-Server>/
odata/v2/
SecondaryAssignmentsItem(SecondaryAssignments_effectiveStartDate=datetime'2016-06-24
T00:00:00',SecondaryAssignments_externalCode='jsmith',externalCode='c95d6999d02e4687
8dcad5ef2a02397c')/mdfSystemStatusNav"
            }
        }
    },
    "mdfSystemRecordStatusNav": {
        "__deferred": {
            "uri": "https://<API-Server>/odata/v2/
SecondaryAssignments(effectiveStartDate=datetime'2016-06-24T00:00:00',externalCode='
jsmith')/mdfSystemRecordStatusNav"
        }
    },
    "mdfSystemStatusNav": {
        "__deferred": {
            "uri": "https://<API-Server>/odata/v2/
SecondaryAssignments(effectiveStartDate=datetime'2016-06-24T00:00:00',externalCode='
jsmith')/mdfSystemStatusNav"
        }
    }
}
},
    "nationalIdNav": {
        "__deferred": {
            "uri": "https://<API-Server>/odata/v2/PerPerson('jsmith')/
nationalIdNav"
        }
    },
    "countryOfBirthNav": {
        "__deferred": {
            "uri": "https://<API-Server>/odata/v2/PerPerson('jsmith')/
countryOfBirthNav"
        }
    }
},

```

```

        "emailNav": {
            "__deferred": {
                "uri": "https://<API-Server>/odata/v2/PerPerson('jsmith')/"
            }
        },
        "socialAccountNav": {
            "__deferred": {
                "uri": "https://<API-Server>/odata/v2/PerPerson('jsmith')/"
            }
        },
        "employmentNav": {
            "__deferred": {
                "uri": "https://<API-Server>/odata/v2/PerPerson('jsmith')/"
            }
        }
    }
}
]
}
}

```

## Related Information

[SAP Business Accelerator Hub: SecondaryAssignments](#)

[Permission Settings \[page 551\]](#)

[SecondaryAssignmentsItem \[page 714\]](#)

[Differentiating primary from secondary employment during concurrent employment replication \[page 1512\]](#)

### 9.4.6.16.1 SecondaryAssignmentsItem

A composite child of SecondaryAssignments. It can only be upserted with SecondaryAssignments. Along with SecondaryAssignments, it captures concurrent employment information. To be precise, the PerPerson entity has a navigation secondaryAssignmentsNav that lets you navigate to the entity SecondaryAssignments.

## Supported Operations

Query, Insert, Merge, Replace, Upsert, Delete

### Note

Although all operations are supported, the only one that makes any business sense is upsert.

## Properties and Navigation Properties

This section lists only the properties and navigation properties that require special business logic, permission, or other additional information. For more information, refer to the API dictionary in [Admin Center](#) [API Center](#) [OData API Data Dictionary](#) or the API metadata using query: `https://<api-server>/odata/v2/<Entity>/$metadata`.

## Use Case: Upsert a Secondary Assignment

There is not often a business case for this operation but it has been provided to support the cloning or transfer of data between similar instances in a different environment. In this example, user system ID (represented by the externalcode) for the primary employment is PrimaryEmployment and the userSysID for secondary employment is represented by 301 (a number automatically generated when a secondary employment is created).

### Request

Operation	Upsert
HTTP Method	POST
URI	<code>https://&lt;API-Server&gt;/odata/v2/upsert</code>
Payload	<pre>{   "__metadata": { "uri":     "SecondaryAssignments"},   "effectiveStartDate" : "/" Date(1420066800000)/",   "externalCode" : "mjaschob",   "allSfProcesses": {     "__metadata": { "uri":       "SecondaryAssignmentsItem"},     "SecondaryAssignments_effectiveStartDate     " : "/"Date(1420066800000)/",     "SecondaryAssignments_externalCode" :     "mjaschob",     "externalCode" :     "myexternalcode55",     "usersSysId" : "301"   } }</pre>

## Additional Information

You can see an example of SecondaryAssignmentsItem in use in [Differentiating primary from secondary employment during concurrent employment replication \[page 1512\]](#)

## Related Information

[SAP Business Accelerator Hub: SecondaryAssignmentsItem](#)

[SecondaryAssignments \[page 710\]](#)

[Differentiating primary from secondary employment during concurrent employment replication \[page 1512\]](#)

## 9.4.7 Employee Central for Public Sector

### 9.4.7.1 HDTempAssignment

The HDTempAssignment API allows you to retrieve or store Higher Duty or Temporary Assignment position, responsibility, and allowance details.

#### Supported Operations

Query, Insert, Upsert.

#### Properties and Navigation Properties

This section lists only the properties and navigation properties that require special business logic, permission, or other additional information. For more information, refer to the API dictionary in [Admin Center](#) [API Center](#) [OData API Data Dictionary](#) or the API metadata using query: `https://<api-server>/odata/v2/<Entity>/$metadata`.

#### Navigation Properties

Navigation Property	Related Entity	Description
usersSysIdNav	User	Quick card of user

#### Entity Relationship Diagram

The creation of a Higher Duty/Temporary Assignment employment is not supported via oData. After the employment is created, you can create or update new instances of HDTempAssignment using oData.

## Use Case 1: Query Higher Duties/Temporary Assignment specific information

List all the Higher Duty/Temporary assignments of type "Fully Responsibility".

### Request

Operation	Query
HTTP Method	GET
URI	<code>https://&lt;API-Server&gt;/odata/v2/HDTempAssignment? \$filter=responsibilityType eq 'FULL_RESPONSIBILITY'</code>

### Response

```
{
  "d": {
    "results": [
      {
        "__metadata": {
          "uri": "https://<API-server>/odata/v2/  
HDTempAssignment(mdfSystemEffectiveStartDate=datetime'2020-01-27T00:00:00',usersSysI  
d='cgrant1')",
          "type": "SFOData.HDTempAssignment"
        },
        "mdfSystemEffectiveStartDate": "/Date(1580083200000)/",
        "usersSysId": "cgrant1",
        "effectiveEndDate": "/Date(253402214400000)/",
        "lastModifiedDateTime": "/Date(1580117557000+0000)/",
        "createdDate": "/Date(1580117557000+0000)/",
        "percentageAllowance": null,
        "discardLessThanHalfDay": false,
        "substantiveReferenceSalary": "66.76",
        "hdTempAmtsCurrency": null,
        "percentageHDTemp": "88.88",
        "responsibilityType": "FULL_RESPONSIBILITY",
        "countingRule": null,
        "substantiveRefSalaryPayComp": null,
        "lastModifiedBy": "admin",
        "substantiveAmtsCurrency": null,
        "substantiveRefSalaryAdjustedAmt": null,
        "hdTempRefSalaryAdjustedAmt": null,
        "hdTempRefSalaryPayComp": null,
        "sl7Indicator": false,
        "mdfSystemRecordStatus": "N",
        "hdTempReferencePosition": "MGR_ACTNE",
        "createdBy": "admin",
        "allowanceBasis": "NOT_APPLICABLE",
        "hdTempReferenceSalaryFromPerson": false,
        "subReferenceUserID": null,
        "costAssignment": "DEFAULT_FROM_POSITION",
        "hdTempReferenceSalary": null,
        "hdTempReferenceUserID": null,
        "usersSysIdNav": {
          "__deferred": {
            "uri": "https://<API-server>/odata/v2/  
HDTempAssignment(mdfSystemEffectiveStartDate=datetime'2020-01-27T00:00:00',usersSysI  
d='cgrant1')/usersSysIdNav"
          }
        },
        "createdByNav": {
          "__deferred": {
```

```

        "uri": "https://<API-server>/odata/v2/
HDTempAssignment(mdfSystemEffectiveStartDate=datetime'2020-01-27T00:00:00',usersSysI
d='cgrant1')/createdByNav"
    },
    "hdTempRefSalaryPayCompNav": {
        "__deferred": {
            "uri": "https://<API-server>/odata/v2/
HDTempAssignment(mdfSystemEffectiveStartDate=datetime'2020-01-27T00:00:00',usersSysI
d='cgrant1')/hdTempRefSalaryPayCompNav"
        }
    },
    "costAssignmentNav": {
        "__deferred": {
            "uri": "https://<API-server>/odata/v2/
HDTempAssignment(mdfSystemEffectiveStartDate=datetime'2020-01-27T00:00:00',usersSysI
d='cgrant1')/costAssignmentNav"
        }
    },
    "substantiveAmtsCurrencyNav": {
        "__deferred": {
            "uri": "https://<API-server>/odata/v2/
HDTempAssignment(mdfSystemEffectiveStartDate=datetime'2020-01-27T00:00:00',usersSysI
d='cgrant1')/substantiveAmtsCurrencyNav"
        }
    },
    "countingRuleNav": {
        "__deferred": {
            "uri": "https://<API-server>/odata/v2/
HDTempAssignment(mdfSystemEffectiveStartDate=datetime'2020-01-27T00:00:00',usersSysI
d='cgrant1')/countingRuleNav"
        }
    },
    "hdTempReferenceUserIDNav": {
        "__deferred": {
            "uri": "https://<API-server>/odata/v2/
HDTempAssignment(mdfSystemEffectiveStartDate=datetime'2020-01-27T00:00:00',usersSysI
d='cgrant1')/hdTempReferenceUserIDNav"
        }
    },
    "lastModifiedByNav": {
        "__deferred": {
            "uri": "https://<API-server>/odata/v2/
HDTempAssignment(mdfSystemEffectiveStartDate=datetime'2020-01-27T00:00:00',usersSysI
d='cgrant1')/lastModifiedByNav"
        }
    },
    "mdfSystemRecordStatusNav": {
        "__deferred": {
            "uri": "https://<API-server>/odata/v2/
HDTempAssignment(mdfSystemEffectiveStartDate=datetime'2020-01-27T00:00:00',usersSysI
d='cgrant1')/mdfSystemRecordStatusNav"
        }
    },
    "subReferenceUserIDNav": {
        "__deferred": {
            "uri": "https://<API-server>/odata/v2/
HDTempAssignment(mdfSystemEffectiveStartDate=datetime'2020-01-27T00:00:00',usersSysI
d='cgrant1')/subReferenceUserIDNav"
        }
    },
    "hdTempReferencePositionNav": {
        "__deferred": {
            "uri": "https://<API-server>/odata/v2/
HDTempAssignment(mdfSystemEffectiveStartDate=datetime'2020-01-27T00:00:00',usersSysI
d='cgrant1')/hdTempReferencePositionNav"
        }
    },

```

```

    "substantiveRefSalaryPayCompNav": {
      "__deferred": {
        "uri": "https://<API-server>/odata/v2/
HDTempAssignment(mdfSystemEffectiveStartDate=datetime'2020-01-27T00:00:00',usersSysI
d='cgrant1')/substantiveRefSalaryPayCompNav"
      }
    },
    "allowanceBasisNav": {
      "__deferred": {
        "uri": "https://<API-server>/odata/v2/
HDTempAssignment(mdfSystemEffectiveStartDate=datetime'2020-01-27T00:00:00',usersSysI
d='cgrant1')/allowanceBasisNav"
      }
    },
    "wfRequestNav": {
      "__deferred": {
        "uri": "https://<API-server>/odata/v2/
HDTempAssignment(mdfSystemEffectiveStartDate=datetime'2020-01-27T00:00:00',usersSysI
d='cgrant1')/wfRequestNav"
      }
    },
    "responsibilityTypeNav": {
      "__deferred": {
        "uri": "https://<API-server>/odata/v2/
HDTempAssignment(mdfSystemEffectiveStartDate=datetime'2020-01-27T00:00:00',usersSysI
d='cgrant1')/responsibilityTypeNav"
      }
    },
    "hdTempAmtsCurrencyNav": {
      "__deferred": {
        "uri": "https://<API-server>/odata/v2/
HDTempAssignment(mdfSystemEffectiveStartDate=datetime'2020-01-27T00:00:00',usersSysI
d='cgrant1')/hdTempAmtsCurrencyNav"
      }
    }
  ]
}
}
}

```

## Use Case 2: Create a new Higher Duty/Temporary Assignment

Create a new Higher Duty/Temporary Assignment MDF or a new time-slice of the same assignment for a Higher Duty/Temporary Assignment employment.

### Request

Operation	Insert
HTTP Method	POST
URI	https://<API-Server>/odata/v2/HDTempAssignment

Payload

```
{
  "__metadata": {
    "uri":
    "HDTempAssignment(usersSysId='293',mdfSystemEffectiveStartDate=datetime'2020-07-10T00:00:00')"
  },
  "usersSysId": "293",
  "percentageHDTemp": "97",
  "hdTempReferencePosition": "ACC_MGR_SC1",
  "allowanceBasis": "NOT_APPLICABLE",
  "responsibilityType": "INDIVIDUAL_CONTRIBUTOR",
  "subReferenceUserID": "AMKOHNE",
  "costAssignment": "MAINTAIN_MANUALLY",
  "hdTempReferencePositionNav": {
    "__metadata": {
      "uri":
      "Position(code='ACC_MGR_SC1',effectiveStartDate=datetime'2020-06-10T00:00:00')",
      "type": "SFOData.Position"
    }
  }
}
```

## Additional Information

### 9.4.7.2 EmpCostAssignment

The EmpCostAssignment API allows you to define the primary assignment and secondary/alternative assignment of the cost center, fund, grant, functional area, budget period, and funds center for an employee.

## Permissions

Permission System	Required Setting
Permission Role	Administrator Permissions -> Industry MDF Permissions -> Employee Cost Assignment

## Supported Operations

Query, Insert, Upsert, Merge.



## Properties and Navigation Properties

This section lists only the properties and navigation properties that require special business logic, permission, or other additional information. For more information, refer to the API dictionary in [Admin Center](#) [API Center](#) [OData API Data Dictionary](#) or the API metadata using query: `https://<api-server>/odata/v2/<Entity>/$metadata`.

### Navigation Properties

Navigation Property	Related Entity	Description
items	EmpCostAssignmentItem	Contains individual cost assignment for an employee. Permission must set in Administrator Permissions -> Industry MDF Permissions -> Employee Cost Assignment.Cost Assignment (Employee Cost Assignment Item).
wrokerNav	User	
mdfSystemRecordStatusNav	MDFEnumValue	
createdByNav	User	
lastModifiedByNav	User	

## Entity Relationship Diagram

### Use Case 1: Query the Employee Cost Assignment record for a user

Query the Employee Cost Assignment record for a user.

#### Request

Operation	Query
HTTP Method	GET
URI	<code>https://&lt;API-Server&gt;/odata/v2/EmpCostAssignment?\$expand=items&amp;\$filter=worker eq &lt;User-ID&gt;&amp;\$format=json</code>

#### Response

```
{
  "d": {
    "results": [
      {
        "__metadata": {
```

```

    "uri": "https://<API-Server>/odata/v2/
EmpCostAssignment(effectiveStartDate=datetime'2020-07-23T00:00:00',worker=<User-
ID>)",
    "type": "SFOData.EmpCostAssignment"
  },
  "effectiveStartDate": "/Date(1595462400000)/",
  "worker": "<User-ID>",
  "companyCode": null,
  "effectiveEndDate": "/Date(253402214400000)/",
  "lastModifiedDate": "/Date(1596178338000+0000)/",
  "cust_tmpl": null,
  "lastModifiedBy": "<LastModifiedBy-User-ID>",
  "createdDateTime": "/Date(1596178338000+0000)/",
  "mdfSystemRecordStatus": "N",
  "createdBy": "<CreatedBy-User-ID>",
  "createdByNav": {
    "__deferred": {
      "uri": "https://<API-Server>/odata/v2/
EmpCostAssignment(effectiveStartDate=datetime'2020-07-23T00:00:00',worker=<User-
ID>)/createdByNav"
    }
  },
  "workerNav": {
    "__deferred": {
      "uri": "https://<API-Server>/odata/v2/
EmpCostAssignment(effectiveStartDate=datetime'2020-07-23T00:00:00',worker=<User-
ID>)/workerNav"
    }
  },
  "lastModifiedByNav": {
    "__deferred": {
      "uri": "https://<API-Server>/odata/v2/
EmpCostAssignment(effectiveStartDate=datetime'2020-07-23T00:00:00',worker=<User-
ID>)/lastModifiedByNav"
    }
  },
  "items": {
    "results": [
      {
        "__metadata": {
          "uri": "https://<API-Server>/odata/v2/
EmpCostAssignmentItem(EmpCostAssignment_effectiveStartDate=datetime'2020-07-23T00:00
:00',EmpCostAssignment_worker=<User-ID>,externalCode=12523L)",
          "type": "SFOData.EmpCostAssignmentItem"
        },
        "externalCode": "12523",
        "EmpCostAssignment_worker": "<User-ID>",
        "EmpCostAssignment_effectiveStartDate": "/Date(1595462400000)/",
        "defaultAssignment": false,
        "lastModifiedDate": "/Date(1596178338000+0000)/",
        "costCenter": "35105",
        "lastModifiedBy": "<LastModifiedBy-User-ID>",
        "createdDateTime": "/Date(1596178338000+0000)/",
        "fundCenter": null,
        "mdfSystemRecordStatus": "N",
        "createdBy": "<CreatedBy-User-ID>",
        "fund": "FUND0617/0001",
        "functionalArea": "FA1",
        "budgetPeriod": "BP1",
        "percentage": "25",
        "grant": null,
        "createdByNav": {
          "__deferred": {
            "uri": "https://<API-Server>/odata/v2/
EmpCostAssignmentItem(EmpCostAssignment_effectiveStartDate=datetime'2020-07-23T00:00
:00',EmpCostAssignment_worker=<User-ID>,externalCode=12523L)/createdByNav"
          }
        }
      }
    ]
  },

```

```

    "costCenterNav": {
      "__deferred": {
        "uri": "https://<API-Server>/odata/v2/
EmpCostAssignmentItem(EmpCostAssignment_effectiveStartDate=datetime'2020-07-23T00:00:00',EmpCostAssignment_worker=<User-ID>,externalCode=12523L)/costCenterNav"
      }
    },
    "lastModifiedByNav": {
      "__deferred": {
        "uri": "https://<API-Server>/odata/v2/
EmpCostAssignmentItem(EmpCostAssignment_effectiveStartDate=datetime'2020-07-23T00:00:00',EmpCostAssignment_worker=<User-ID>,externalCode=12523L)/lastModifiedByNav"
      }
    },
    "mdfSystemRecordStatusNav": {
      "__deferred": {
        "uri": "https://<API-Server>/odata/v2/
EmpCostAssignmentItem(EmpCostAssignment_effectiveStartDate=datetime'2020-07-23T00:00:00',EmpCostAssignment_worker=<User-ID>,externalCode=12523L)/
mdfSystemRecordStatusNav"
      }
    }
  },
  {
    "__metadata": {
      "uri": "https://<API-Server>/odata/v2/
EmpCostAssignmentItem(EmpCostAssignment_effectiveStartDate=datetime'2020-07-23T00:00:00',EmpCostAssignment_worker=<User-ID>,externalCode=12524L)",
      "type": "SFOData.EmpCostAssignmentItem"
    },
    "externalCode": "12524",
    "EmpCostAssignment_worker": "<User-ID>",
    "EmpCostAssignment_effectiveStartDate": "/Date(1595462400000)/",
    "defaultAssignment": true,
    "lastModifiedDateTime": "/Date(1596178338000+0000)/",
    "costCenter": "35105",
    "lastModifiedBy": "<LastModifiedBy-User-ID>",
    "createdDateTime": "/Date(1596178338000+0000)/",
    "fundCenter": null,
    "mdfSystemRecordStatus": "N",
    "createdBy": "<CreatedBy-User-ID>",
    "fund": "FUND0617/0001",
    "functionalArea": "FA1",
    "budgetPeriod": "BP1",
    "percentage": "75",
    "grant": null,
    "createdByNav": {
      "__deferred": {
        "uri": "https://<API-Server>/odata/v2/
EmpCostAssignmentItem(EmpCostAssignment_effectiveStartDate=datetime'2020-07-23T00:00:00',EmpCostAssignment_worker=<User-ID>,externalCode=12524L)/createdByNav"
      }
    },
    "costCenterNav": {
      "__deferred": {
        "uri": "https://<API-Server>/odata/v2/
EmpCostAssignmentItem(EmpCostAssignment_effectiveStartDate=datetime'2020-07-23T00:00:00',EmpCostAssignment_worker=<User-ID>,externalCode=12524L)/costCenterNav"
      }
    },
    "lastModifiedByNav": {
      "__deferred": {
        "uri": "https://<API-Server>/odata/v2/
EmpCostAssignmentItem(EmpCostAssignment_effectiveStartDate=datetime'2020-07-23T00:00:00',EmpCostAssignment_worker=<User-ID>,externalCode=12524L)/lastModifiedByNav"
      }
    },
    "mdfSystemRecordStatusNav": {

```

```

        "__deferred": {
          "uri": "https://<API-Server>/odata/v2/
EmpCostAssignmentItem(EmpCostAssignment_effectiveStartDate=datetime'2020-07-23T00:00
:00',EmpCostAssignment_worker=<User-ID>,externalCode=12524L)/
mdfSystemRecordStatusNav"
        }
      }
    ]
  },
  "mdfSystemRecordStatusNav": {
    "__deferred": {
      "uri": "https://<API-Server>/odata/v2/
EmpCostAssignment(effectiveStartDate=datetime'2020-07-23T00:00:00',worker=<User-
ID>)/mdfSystemRecordStatusNav"
    }
  }
}

```

## Use Case 2: Upsert Cost Assignment information for an employee

Upsert Cost Assignment information for an employee.

### Request

Operation	Upsert
HTTP Method	POST
URI	https://<API-Server>/odata/v2/upsert?purgeType=record

## Payload

```
{
  "__metadata": {
    "uri": "/"
  }
  EmpCostAssignment(effectiveStartDate=datetime'2020-07-23
T00:00:00',worker=<User-ID>), /EmpCostAssignmentItem",
  "type": "SFOData.EmpCostAssignment"
},
"effectiveStartDate": "/Date(1595462400000)/",
"worker": "<User-ID>",
"items": [
  {
    "EmpCostAssignment_worker": "<User-ID>",
    "EmpCostAssignment_effectiveStartDate": "/
Date(1595462400000)/",
    "defaultAssignment": false,
    "costCenter": "35105",
    "fundCenter": null,
    "fund": "FUND0617/0001",
    "functionalArea": "FA1",
    "budgetPeriod": "BP1",
    "percentage": "25",
    "grant": null
  },
  {
    "EmpCostAssignment_worker": "<User-ID>",
    "EmpCostAssignment_effectiveStartDate": "/
Date(1595462400000)/",
    "defaultAssignment": true,
    "costCenter": "35105",
    "fundCenter": null,
    "fund": "FUND0617/0001",
    "functionalArea": "FA1",
    "budgetPeriod": "BP1",
    "percentage": "75",
    "grant": null
  }
]
}
```

## Response

```
{
  "d": [
    {
      "key": "EmpCostAssignment/
effectiveStartDate=2020-07-23T00:00:00.000Z,EmpCostAssignment/worker=<User-ID>",
      "status": "OK",
      "editStatus": "UPSERTED",
      "message": null,
      "index": 0,
      "httpCode": 200,
      "inlineResults": null
    }
  ]
}
```

## Additional Information

### 9.4.7.3 EmpCostAssignmentItem

The EmpCostAssignmentItem entity is a composite child entity of the EmpCostAssignment entity containing individual cost assignment for an employee.

## Supported Operations

Query, Insert, Upsert, Merge.

## Properties and Navigation Properties

This section lists only the properties and navigation properties that require special business logic, permission, or other additional information. For more information, refer to the API dictionary in [Admin Center](#) [API Center](#) [OData API Data Dictionary](#) or the API metadata using query: `https://<api-server>/odata/v2/<Entity>/$metadata`.

## Navigation Properties

Navigation Property	Related Entity	Description
costCenterNav	CostCenter	Cost Center
fundNav	Fund	Fund
fundCenterNav	FundCenter	Fund Center
grantNav	Grant	Grant
functionalAreaNav	FunctionalArea	Functional Area
budgetPeriodNav	BudgetPeriod	Budget Period
mdfSystemRecordStatusNav	MDFEnumValue	
createdByNav	User	
lastModifiedByNav	User	

## Entity Relationship Diagram

### Use Case 1: Query all the cost assignments for a user for a given effective start date

Query all the cost assignments for a user for a given effective start date.

#### Request

Operation	Query
HTTP Method	GET
URI	<code>https://&lt;API-Server&gt;/odata/v2/EmpCostAssignmentItem?\$filter=EmpCostAssignment_effectiveStartDate eq datetime'2020-07-23T00:00:00' and EmpCostAssignment_worker eq &lt;User-ID&gt;</code>

#### Response

```
{
  "d": {
    "results": [
      {
        "__metadata": {
          "uri": "https://<API-Server>/odata/v2/EmpCostAssignmentItem(EmpCostAssignment_effectiveStartDate=datetime'2020-07-23T00:00:00',EmpCostAssignment_worker=<User-ID>,externalCode=12523L)",
          "type": "SFOData.EmpCostAssignmentItem"
        },
        "externalCode": "12523",
        "EmpCostAssignment_worker": "<User-ID>",
        "EmpCostAssignment_effectiveStartDate": "/Date(1595462400000)/",
        "defaultAssignment": false,
        "lastModifiedDateTime": "/Date(1596178338000+0000)/",
        "costCenter": "35105",
        "lastModifiedBy": "<LastModifiedBy-User-ID>",
        "createdDateTime": "/Date(1596178338000+0000)/",
        "fundCenter": null,
        "mdfSystemRecordStatus": "N",
        "createdBy": "<CreatedBy-User-ID>",
        "fund": "FUND0617/0001",
        "functionalArea": "FA1",
        "budgetPeriod": "BP1",
        "percentage": "25",
        "grant": null,
        "createdByNav": {
          "__deferred": {
            "uri": "https://<API-Server>/odata/v2/EmpCostAssignmentItem(EmpCostAssignment_effectiveStartDate=datetime'2020-07-23T00:00:00',EmpCostAssignment_worker=<User-ID>,externalCode=12523L)/createdByNav"
          }
        },
        "costCenterNav": {
          "__deferred": {
            "uri": "https://<API-Server>/odata/v2/EmpCostAssignmentItem(EmpCostAssignment_effectiveStartDate=datetime'2020-07-23T00:00:00',EmpCostAssignment_worker=<User-ID>,externalCode=12523L)/costCenterNav"
          }
        }
      }
    ]
  }
}
```

```

      "lastModifiedByNav": {
        "__deferred": {
          "uri": "https://<API-Server>/odata/v2/
EmpCostAssignmentItem(EmpCostAssignment_effectiveStartDate=datetime'2020-07-23T00:00:00',EmpCostAssignment_worker=<User-ID>,externalCode=12523L)/lastModifiedByNav"
        }
      },
      "mdfSystemRecordStatusNav": {
        "__deferred": {
          "uri": "https://<API-Server>/odata/v2/
EmpCostAssignmentItem(EmpCostAssignment_effectiveStartDate=datetime'2020-07-23T00:00:00',EmpCostAssignment_worker=<User-ID>,externalCode=12523L)/
mdfSystemRecordStatusNav"
        }
      }
    },
    {
      "__metadata": {
        "uri": "https://<API-Server>/odata/v2/
EmpCostAssignmentItem(EmpCostAssignment_effectiveStartDate=datetime'2020-07-23T00:00:00',EmpCostAssignment_worker=<User-ID>,externalCode=12524L)",
        "type": "SFOData.EmpCostAssignmentItem"
      },
      "externalCode": "12524",
      "EmpCostAssignment_worker": "<User-ID>",
      "EmpCostAssignment_effectiveStartDate": "/Date(1595462400000)/",
      "defaultAssignment": true,
      "lastModifiedDateTime": "/Date(1596178338000+0000)/",
      "costCenter": "35105",
      "lastModifiedBy": "<LastModifiedBy-User-ID>",
      "createdDateTime": "/Date(1596178338000+0000)/",
      "fundCenter": null,
      "mdfSystemRecordStatus": "N",
      "createdBy": "<CreatedBy-User-ID>",
      "fund": "FUND0617/0001",
      "functionalArea": "FA1",
      "budgetPeriod": "BP1",
      "percentage": "75",
      "grant": null,
      "createdByNav": {
        "__deferred": {
          "uri": "https://<API-Server>/odata/v2/
EmpCostAssignmentItem(EmpCostAssignment_effectiveStartDate=datetime'2020-07-23T00:00:00',EmpCostAssignment_worker=<User-ID>,externalCode=12524L)/createdByNav"
        }
      },
      "costCenterNav": {
        "__deferred": {
          "uri": "https://<API-Server>/odata/v2/
EmpCostAssignmentItem(EmpCostAssignment_effectiveStartDate=datetime'2020-07-23T00:00:00',EmpCostAssignment_worker=<User-ID>,externalCode=12524L)/costCenterNav"
        }
      },
      "lastModifiedByNav": {
        "__deferred": {
          "uri": "https://<API-Server>/odata/v2/
EmpCostAssignmentItem(EmpCostAssignment_effectiveStartDate=datetime'2020-07-23T00:00:00',EmpCostAssignment_worker=<User-ID>,externalCode=12524L)/lastModifiedByNav"
        }
      },
      "mdfSystemRecordStatusNav": {
        "__deferred": {
          "uri": "https://<API-Server>/odata/v2/
EmpCostAssignmentItem(EmpCostAssignment_effectiveStartDate=datetime'2020-07-23T00:00:00',EmpCostAssignment_worker=<User-ID>,externalCode=12524L)/
mdfSystemRecordStatusNav"
        }
      }
    }
  ]
}

```



```
}
  ]
}
```

**Additional Information**

**9.4.7.4 FundGO**

An employee cost assignment refers to assignment of accounting objects for an employee. Fund is one of the standard accounting objects supported.

**Permissions**

► [Administrator Permissions](#) ► [Configure Public Sector Management Cost Objects](#)

**Supported Operations**

Query, Insert, Upsert, Merge, Replace, Delete.

**Properties and Navigation Properties**

This section lists only the properties and navigation properties that require special business logic, permission, or other additional information. For more information, refer to the API dictionary in ► [Admin Center](#) ► [API Center](#) ► [OData API Data Dictionary](#) or the API metadata using query: `https://<api-server>/odata/v2/<Entity>/$metadata`.

**Properties**

Property	Description
externalCode	A combination of the identifiers for fundCode and fmArea

Property	Description
effectiveStatus	Status of the object. If set to Inactive, the object instance isn't used and not visible anywhere in the system, including the rule engine, configurable UI designer, and role-based permissions.  Possible Values: <ul style="list-style-type: none"> <li>• A – Active</li> <li>• I – Inactive</li> </ul>
mdfSystemRecordStatus	Possible Values: <ul style="list-style-type: none"> <li>• N - Normal Record</li> <li>• P - Pending Record</li> <li>• C - Correction</li> <li>• D - Soft Deleted Record</li> <li>• PH - Pending History Record</li> <li>• F - Full Purge Import in Progress</li> </ul>
entityOID	This property stores the One Domain Model (ODM) object ID that is used in Master Data Integration.
entityUUID	System generated unique identifier
projectControllingObjectType	Only those Project Controlling Objects where the Project Controlling Object Type value is WBS element (PRN) are supported for Public Sector Cost Assignment.

## Navigation Properties

Navigation Property	Related Entity	Description
createdByNav	User	
effectiveStatusNav	MDFEnumValue	
fundDescriptionTranslationTextNav	MDFLocalizedValue	
lastModifiedByNav	User	
mdfSystemRecordStatusNav	MDFEnumValue	
wfRequestNav	WfRequest	

## Use Case 1: Query a Fund record by External Code and Effective Start Date

Query a Fund record by External Code and Effective Start Date

## Request

Operation	Query
HTTP Method	GET
URI	https://<API-Server>/odata/v2/ FundGo(effectiveStartDate=datetime'2022-01-01T00:00:00',externalCode=' test/test')?\$format=JSON

## Response

```
{
  "d": {
    "__metadata": {
      "uri": "https://<API-Server>/odata/v2/  
FundGo(effectiveStartDate=datetime'2022-01-01T00:00:00',externalCode='test/test')",
      "type": "SFOData.FundGO"
    },
    "externalCode": "test/test",
    "effectiveStartDate": "/Date(1640995200000)/",
    "effectiveEndDate": "/Date(253402214400000)/",
    "fundPeriodicity": "1",
    "lastModifiedDate": "/Date(1660112392000+0000)/",
    "fundDescription_en_US": "Test Fund",
    "entityUUID": "88D28599D96F430BA86829E82CCEFB4D",
    "lastModifiedBy": "test",
    "createdDateTime": "/Date(1660112392000+0000)/",
    "mdfSystemRecordStatus": "N",
    "fundExpirationDate": "/Date(1672531200000)/",
    "effectiveStatus": "A",
    "createdBy": "test",
    "fundCode": "test",
    "fundDescription_localized": "Test Fund",
    "fmArea": "test",
    "fundDescription_defaultValue": "Test Fund",
    "entityOID": null,
    "fundDescriptionTranslationTextNav": {
      "__deferred": {
        "uri": "https://<API-Server>/  
odata/v2/FundGo(effectiveStartDate=datetime'2022-01-01T00:00:00',externalCode='test/  
test')/fundDescriptionTranslationTextNav"
      }
    },
    "createdByNav": {
      "__deferred": {
        "uri": "https://<API-Server>/  
odata/v2/FundGo(effectiveStartDate=datetime'2022-01-01T00:00:00',externalCode='test/  
test')/createdByNav"
      }
    },
    "effectiveStatusNav": {
      "__deferred": {
        "uri": "https://<API-Server>/  
odata/v2/FundGo(effectiveStartDate=datetime'2022-01-01T00:00:00',externalCode='test/  
test')/effectiveStatusNav"
      }
    },
    "wfRequestNav": {
      "__deferred": {
        "uri": "https://<API-Server>/  
odata/v2/FundGo(effectiveStartDate=datetime'2022-01-01T00:00:00',externalCode='test/  
test')/wfRequestNav"
      }
    }
  },
}
```

```

    "lastModifiedByNav": {
      "__deferred": {
        "uri": "https://<API-Server>/odata/v2/FundGO(effectiveStartDate=datetime'2022-01-01T00:00:00',externalCode='test/test')/lastModifiedByNav"
      }
    },
    "mdfSystemRecordStatusNav": {
      "__deferred": {
        "uri": "https://<API-Server>/odata/v2/FundGO(effectiveStartDate=datetime'2022-01-01T00:00:00',externalCode='test/test')/mdfSystemRecordStatusNav"
      }
    }
  }
}

```

## Use Case 2: Query a Fund record

Query a Fund record

### Request

Operation	Query
HTTP Method	POST
URI	https://<API-Server>/odata/v2/FundGo?\$format=JSON
Payload	<pre> {   "effectiveStartDate": "/Date(1640995200000)/",   "fundPeriodicity": "1",   "fundExpirationDate": "/Date(1672531200000)/",   "effectiveStatus": "A",   "fundCode": "test",   "fmArea": "test",   "fundDescription_defaultValue": "Test Fund" } </pre>

### Response

## Use Case 3: Edit a Fund record


Edit a Fund record

### Request

Operation	Query
-----------	-------

HTTP Method	PUT
URI	https://<API-Server>/odata/v2/ FundGO(effectiveStartDate=datetime'2022-01-01T00:00:00',externalCode='test/test')?\$format=JSONN
Payload	<pre>{   "effectiveStartDate": "/Date(1640995200000)/",   "fundPeriodicity": "1",   "fundExpirationDate": "/Date(1672531200000)/",   "effectiveStatus": "A",   "fundCode": "test1",   "fmArea": "test",   "fundDescription_defaultValue": "Test Fund Description" }</pre>

## Response



## Use Case 4: Upsert a Fund record

Upsert a Fund record

### Request

Operation	Query
HTTP Method	POST
URI	https://<API-Server>/odata/v2/upsert?\$format=JSON
Payload	<pre>{   "__metadata": {     "uri": "FundGO(externalCode='test/test',effectiveStartDate=datetime'2022-01-01T00:00:00')",   },   "fundCode": "test",   "fundDescription_defaultValue": "Test Fund" }</pre>

### Response

<pre>{   "d": [     {       "key": "FundGO/effectiveStartDate=2020-01-01T00:00:00.000Z,FundGO/externalCode=test/test",       "status": "OK",       "editStatus": "UPSERTED",       "message": null,       "index": 0,     }   ] }</pre>
---

```
    "statusCode": 200,
    "inlineResults": null
  }
]
}
```

## Use Case 5: Delete a Fund record

Delete a Fund record

### Request

Operation	Query
HTTP Method	DELETE
URI	<code>https://&lt;API-Server&gt;/odata/v2/ FundGO(effectiveStartDate=datetime'2022-01-01T00:00:00',externalCode='test/test')?\$format=JSON</code>
Payload	

### Response

## 9.4.7.5 FundCenterGO

An employee cost assignment refers to assignment of accounting objects for an employee. These entities are controlled via a provisioning switch. Fund center is one of the standard accounting objects supported.

### Permissions

► [Administrator Permissions](#) ► [Configure Public Sector Management Cost Objects](#)

### Supported Operations

Query, Insert, Upsert, Merge, Replace, Delete.

## Properties and Navigation Properties

This section lists only the properties and navigation properties that require special business logic, permission, or other additional information. For more information, refer to the API dictionary in [Admin Center](#) > [API Center](#) > [OData API Data Dictionary](#) or the API metadata using query: `https://<api-server>/odata/v2/<Entity>/$metadata`.

### Properties

Property	Description
externalCode	A combination of the identifiers for fundCenterCode and financialManagementArea
effectiveStatus	Status of the object. If set to Inactive, the object instance isn't used and not visible anywhere in the system, including the rule engine, configurable UI designer, and role-based permissions.  Possible Values: <ul style="list-style-type: none"> <li>A – Active</li> <li>I – Inactive</li> </ul>
mdfSystemRecordStatus	Possible Values: <ul style="list-style-type: none"> <li>N - Normal Record</li> <li>P - Pending Record</li> <li>C - Correction</li> <li>D - Soft Deleted Record</li> <li>PH - Pending History Record</li> <li>F - Full Purge Import in Progress</li> </ul>
entityOID	This property stores the One Domain Model (ODM) object ID that is used in Master Data Integration.
entityUUID	System generated unique identifier
projectControllingObjectType	Only those Project Controlling Objects where the Project Controlling Object Type value is WBS element (PRN) are supported for Public Sector Cost Assignment.

### Navigation Properties

Navigation Property	Related Entity	Description
createdByNav	User	
effectiveStatusNav	MDFEnumValue	

Navigation Property	Related Entity	Description
fundCenterDescriptionTranslationText-Nav	MDFLocalizedValue	
lastModifiedByNav	User	
mdfSystemRecordStatusNav	MDFEnumValue	
wfRequestNav	WfRequest	

## Use Case 1: Query a Fund Center record by External Code ID and Effective Start Date

Query a Fund Center record by External Code ID and Effective Start Date

### Request

Operation	Query
HTTP Method	GET
URI	https://<API-Server>/odata/v2/ FundCenterGO(effectiveStartDate=datetime'2022-01-01T00:00:00',externalCode='Test/Test')?\$format=JSON

### Response

```
{
  "d": {
    "__metadata": {
      "uri": "https://<API-Server>/odata/v2/  
FundCenterGO(effectiveStartDate=datetime'2022-01-01T00:00:00',externalCode='test/  
test')",
      "type": "SFOData.FundCenterGO"
    },
    "externalCode": "test/test",
    "effectiveStartDate": "/Date(1640995200000)/",
    "effectiveEndDate": "/Date(253402214400000)/",
    "financialManagementArea": "test",
    "lastModifiedDateTime": "/Date(1657619776000+0000)/",
    "entityUUID": "EF1F19A530C34382929CF21467AF8D74",
    "lastModifiedBy": "test",
    "createdDate": "/Date(1640601990000+0000)/",
    "mdfSystemRecordStatus": "N",
    "fundCenterDescription_localized": null,
    "effectiveStatus": "A",
    "fundCenterCode": "test",
    "fundCenterDescription_en_US": null,
    "createdBy": "test",
    "fundCenterDescription_defaultValue": null,
    "entityOID": null,
    "fundCenterDescriptionTranslationTextNav": {
      "__deferred": {

```





Payload

```
{
  "effectiveStatus": "A",
  "fundCenterCode": "test",
  "financialManagementArea": "test",
  "fundCenterDescription_defaultValue": "Test Fund
Center",
  "effectiveStartDate": "/Date(1640995200000)/"
}
```

## Response

```
{
  "d": {
    "__metadata": {
      "uri": "https://<API-Server>/odata/v2/
FundCenterGO(effectiveStartDate=datetime'2022-01-01T00:00:00',externalCode='test/
test')",
      "type": "SFOData.FundCenterGO"
    },
    "effectiveStatus": "A",
    "fundCenterCode": "test",
    "financialManagementArea": "test",
    "fundCenterDescription_defaultValue": "Test Fund Center",
    "effectiveStartDate": "/Date(1640995200000)/",
    "externalCode": "test/test"
  }
}
```

## Use Case 3: Edit a Fund Center record

Edit a Fund Center record

### Request

Operation	Query
HTTP Method	PUT
URI	<API-Server>/odata/v2/ FundCenterGO(effectiveStartDate=datetime'2022-01-01T00:00:00',externalCode='test/test')

Payload

```
{
  "effectiveStatus": "A",
  "fundCenterCode": "test",
  "financialManagementArea": "test",
  "fundCenterDescription_defaultValue": "Test Fund
Center",
  "effectiveStartDate": "/Date(1640995200000)/"
}
```

### Response

## Use Case 4: Upsert a Fund Center record

Upsert a Fund Center record

### Request

Operation	Query
HTTP Method	POST
URI	<code>https://&lt;API-Server&gt;/odata/v2/upsert?\$format=JSON</code>
Payload	<pre>{   "__metadata": {     "uri":     "FundCenterGO(effectiveStartDate=datetime'2022-01-01T00:00:00',externalCode='test/test')",   },   "fundCenterDescription_defaultValue": "Fund Center Description" }</pre>

### Response

<pre>{   "d": [     {       "key": "FundCenterGO/ effectiveStartDate=2021-12-27T00:00:00.000Z,FundCenterGO/externalCode=test/test",       "status": "OK",       "editStatus": "UPSERTED",       "message": null,       "index": 0,       "httpCode": 200,       "inlineResults": null     }   ] }</pre>
---


## Use Case 5: Delete a Fund Center record

Delete a Fund Center record

### Request

Operation	Query
HTTP Method	DELETE
URI	<code>https://&lt;API-Server&gt;/odata/v2/FundCenterGO(effectiveStartDate=datetime'2022-01-01T00:00:00',externalCode='test/test')?\$format=JSON</code>

## Response



### 9.4.7.6 GrantGO

An employee cost assignment refers to assignment of accounting objects for an employee. Grant is one of the standard accounting objects supported.

## Permissions

▶ [Administrator Permissions](#) > ▶ [Configure Public Sector Management Cost Objects](#)

## Supported Operations

Query, Insert, Upsert, Merge, Replace, Delete.

## Properties and Navigation Properties

This section lists only the properties and navigation properties that require special business logic, permission, or other additional information. For more information, refer to the API dictionary in ▶ [Admin Center](#) > [API Center](#) > [OData API Data Dictionary](#) ▶ or the API metadata using query: `https://<api-server>/odata/v2/<Entity>/$metadata`.

## Properties

Property	Description
effectiveStatus	Status of the object. If set to Inactive, the object instance isn't used and not visible anywhere in the system, including the rule engine, configurable UI designer, and role-based permissions.  Possible Values: <ul style="list-style-type: none"><li>• A – Active</li><li>• I – Inactive</li></ul>

Property	Description
mdfSystemRecordStatus	Possible Values: <ul style="list-style-type: none"> <li>• N - Normal Record</li> <li>• P - Pending Record</li> <li>• C - Correction</li> <li>• D - Soft Deleted Record</li> <li>• PH - Pending History Record</li> <li>• F - Full Purge Import in Progress</li> </ul>
entityOID	This property stores the One Domain Model (ODM) object ID that is used in Master Data Integration.
entityUUID	System generated unique identifier
projectControllingObjectType	Only those Project Controlling Objects where the Project Controlling Object Type value is WBS element (PRN) are supported for Public Sector Cost Assignment.

## Navigation Properties

Navigation Property	Related Entity	Description
createdByNav	User	
effectiveStatusNav	MDFEnumValue	
grantDescTranslationTextNav	MDFLocalizedValue	
lastModifiedByNav	User	
mdfSystemRecordStatusNav	MDFEnumValue	
wfRequestNav	WfRequest	

## Use Case 1: Query a Grant record by Grant Code and Effective Start Date

Query a Grant record by Grant Code and Effective Start Date.

### Request

Operation	Query
HTTP Method	GET

URI `https://<API-Server>/odata/v2/GrantGO(effectiveStartDate=datetime'2022-01-01T00:00:00',grantCode='000')?$format=JSON`

---

## Response

```
{
  "d": {
    "__metadata": {
      "uri": "https://<API-Server>/odata/v2/GrantGO(effectiveStartDate=datetime'2022-01-01T00:00:00','grantCode':'000')",
      "type": "SFOData.GrantGO"
    },
    "effectiveStartDate": "/Date(1640995200000)/",
    "grantCode": "000",
    "companyCode": "000",
    "effectiveEndDate": "/Date(1672531200000)/",
    "grantDesc_localized": "Test Grant",
    "lastModifiedDateTime": "/Date(1632472470000+0000)/",
    "entityUUID": "F0D0FB2340B44550BCC4405316A9370C",
    "grantDesc_defaultValue": "Test Grant",
    "lastModifiedBy": "test",
    "createdDateTime": "/Date(1630580589000+0000)/",
    "mdfSystemRecordStatus": "N",
    "effectiveStatus": "A",
    "grantNotRelevant": false,
    "createdBy": "test",
    "grantDesc_en_US": "Test Grant",
    "entityOID": null,
    "grantDescTranslationTextNav": {
      "__deferred": {
        "uri": "https://<API-Server>/odata/v2/GrantGO(effectiveStartDate=datetime'2022-01-01T00:00:00',grantCode:'000')/grantDescTranslationTextNav"
      }
    },
    "createdByNav": {
      "__deferred": {
        "uri": "https://<API-Server>/odata/v2/GrantGO(effectiveStartDate=datetime'2022-01-01T00:00:00',grantCode:'000')/createdByNav"
      }
    },
    "effectiveStatusNav": {
      "__deferred": {
        "uri": "https://<API-Server>/odata/v2/GrantGO(effectiveStartDate=datetime'2022-01-01T00:00:00',grantCode='000')/effectiveStatusNav"
      }
    },
    "wfRequestNav": {
      "__deferred": {
        "uri": "https://<API-Server>/odata/v2/GrantGO(effectiveStartDate=datetime'2022-01-01T00:00:00',grantCode='000')/wfRequestNav"
      }
    },
    "lastModifiedByNav": {
      "__deferred": {
        "uri": "https://<API-Server>/odata/v2/GrantGO(effectiveStartDate=datetime'2022-01-01T00:00:00',grantCode='000')/lastModifiedByNav"
      }
    },
    "mdfSystemRecordStatusNav": {
      "__deferred": {

```

```

        "uri": "https://<API-Server>/
odata/v2/GrantGO(effectiveStartDate=datetime'2022-01-01T00:00:00',grantCode='000')/
mdfSystemRecordStatusNav"
    }
}
}
}
}

```

## Use Case 2: Create a Grant record

Create a Grant record

### Request

Operation	Query
HTTP Method	POST
URI	https://<API-Server>/odata/v2/GrantGO?\$format=JSON
Payload	<pre> {   "effectiveStartDate": "/Date(1640995200000)/",   "grantCode": "000",   "companyCode": "000",   "grantDesc_defaultValue": "Test Grant",   "effectiveStatus": "A",   "grantNotRelevant": false } </pre>

### Response

```

{
  "d": {
    "__metadata": {
      "uri": "https:// <API-Server>/odata/v2/
GrantGO(effectiveStartDate=datetime'2022-01-01T00:00:00',grantCode='000')",
      "type": "SFOData.GrantGO"
    },
    "companyCode": "000",
    "grantDesc_defaultValue": "Test Grant",
    "effectiveStatus": "A",
    "grantNotRelevant": false,
    "grantCode": "000",
    "effectiveStartDate": "/Date(1640995200000)/"
  }
}

```

## Use Case 3: Edit a Grant record

Edit a Grant record

## Request

Operation	Query
HTTP Method	PUT
URI	https://<API-Server>/odata/v2/upsert?\$format=JSON
Payload	<pre>{   "effectiveStartDate": "/Date(1640995200000)/",   "grantCode": "000",   "companyCode": "000",   "grantDesc_defaultValue": "Test Grant",   "effectiveStatus": "A",   "grantNotRelevant": false }</pre>

## Response

## Use Case 4: Upsert a Grant record

Upsert a Grant record

### Request

Operation	Query
HTTP Method	POST
URI	https://<API-Server>/odata/v2/upsert?\$format=JSON
Payload	<pre>{   "__metadata": {     "uri":     "GrantGO(grantCode='TestGrany',effectiveStartDate=datetime'2019-06-13T00:00:00')"   },   "effectiveStartDate": "/Date(1640995200000)/",   "grantCode": "000",   "companyCode": "000",   "grantDesc_defaultValue": "Test Grant",   "effectiveStatus": "A",   "grantNotRelevant": false }</pre>

### Response

```
{
  "d": [
    {
      "key": "GrantGO/effectiveStartDate=2022-01-01T00:00:00.000,GrantGO/grantCode=000",
      "status": "OK",
    }
  ]
}
```



```
    "editStatus": "UPsertED",
    "message": null,
    "index": 0,
    "statusCode": 200,
    "inlineResults": null
  }
]
```

## Use Case 5: Delete a Grant record

Delete a Grant record

### Request

Operation	Query
HTTP Method	DELETE
URI	https://<API-Server>/odata/v2/ GrantGO(effectiveStartDate=datetime'2022-01-01T00:00:00',grantCode='000')?\$format=JSON

### Response

## 9.4.7.7 BudgetPeriodGO

An employee cost assignment refers to assignment of accounting objects for an employee. Budget period is one of the standard accounting objects supported.

### Permissions

► [Administrator Permissions](#) ► [Configure Public Sector Management Cost Objects](#)

### Supported Operations

Query, Insert, Upsert, Merge, Replace, Delete.

## Properties and Navigation Properties

This section lists only the properties and navigation properties that require special business logic, permission, or other additional information. For more information, refer to the API dictionary in [Admin Center](#) [API Center](#) [OData API Data Dictionary](#) or the API metadata using query: `https://<api-server>/odata/v2/<Entity>/$metadata`.

### Properties

Property	Description
effectiveStatus	Status of the object. If set to Inactive, the object instance isn't used and not visible anywhere in the system, including the rule engine, configurable UI designer, and role-based permissions.  Possible Values: <ul style="list-style-type: none"> <li>A – Active</li> <li>I – Inactive</li> </ul>
mdfSystemRecordStatus	Possible Values: <ul style="list-style-type: none"> <li>N - Normal Record</li> <li>P - Pending Record</li> <li>C - Correction</li> <li>D - Soft Deleted Record</li> <li>PH - Pending History Record</li> <li>F - Full Purge Import in Progress</li> </ul>
entityOID	This property stores the One Domain Model (ODM) object ID that is used in Master Data Integration.
entityUUID	System generated unique identifier
projectControllingObjectType	Only those Project Controlling Objects where the Project Controlling Object Type value is WBS element (PRN) are supported for Public Sector Cost Assignment.

### Navigation Properties

Navigation Property	Related Entity	Description
createdByNav	User	
effectiveStatusNav	MDFEnumValue	
budgetPeriodDescriptionTranslationText-Nav	MDFLocalizedValue	
lastModifiedByNav	User	

Navigation Property	Related Entity	Description
mdfSystemRecordStatusNav	MDFEnumValue	
wfRequestNav	WfRequest	

## Use Case 1: Query a Budget Period record by Budget Period ID and Effective Start Date

Query a Budget Period record by Budget Period ID and Effective Start Date

### Request

Operation	Query
HTTP Method	GET
URI	https://<API-Server>/odata/v2/BudgetPeriodGO(budgetPeriodId='2022',effectiveStartDate=datetime'2022-01-01T00:00:00')?\$format=JSON

### Response

```
{
  "d": {
    "__metadata": {
      "uri": "https://<API-Server>/odata/v2/BudgetPeriodGO(budgetPeriodId='2022',effectiveStartDate=datetime'2022-01-01T00:00:00')",
      "type": "SFOData.BudgetPeriodGO"
    },
    "budgetPeriodId": "2022",
    "effectiveStartDate": "/Date(1640995200000)/",
    "effectiveEndDate": "/Date(253402214400000)/",
    "lastModifiedDate": "/Date(1657612811000+0000)/",
    "entityUUID": "FA163EB252591EECB18FA23EEBA3241C",
    "fbudgetPeriodPeriodicity": null,
    "lastModifiedBy": "test",
    "reversalDate": null,
    "createdDateTime": "/Date(1630937325000+0000)/",
    "budgetPeriodDescription_defaultValue": "Test Budget Period",
    "mdfSystemRecordStatus": "N",
    "budgetPeriodDescription_en_US": "Test Budget Period",
    "effectiveStatus": "A",
    "budgetPeriodExpirationDate": "/Date(1672444800000)/",
    "budgetPeriodDescription_localized": "Test Budget Period",
    "createdBy": "test",
    "entityOID": "fa163eb2-5259-1eec-b18f-a23eeba3241c",
    "budgetPeriodDescriptionTranslationTextNav": {
      "__deferred": {
        "uri": "https://<API-Server>/odata/v2/BudgetPeriodGO(budgetPeriodId='2022',effectiveStartDate=datetime'2022-01-01T00:00:00')/budgetPeriodDescriptionTranslationTextNav"
      }
    },
    "createdByNav": {
```

```

        "__deferred": {
          "uri": "https://<API-Server>/odata/v2/
BudgetPeriodGO(budgetPeriodId='2022',effectiveStartDate=datetime'2022-01-01T00:00:00
')/createdByNav"
        },
        "effectiveStatusNav": {
          "__deferred": {
            "uri": "https://<API-Server>/odata/v2/
BudgetPeriodGO(budgetPeriodId='2022',effectiveStartDate=datetime'2022-01-01T00:00:00
')/effectiveStatusNav"
          },
          "wfRequestNav": {
            "__deferred": {
              "uri": "https://<API-Server>/odata/v2/
BudgetPeriodGO(budgetPeriodId='2022',effectiveStartDate=datetime'2022-01-01T00:00:00
')/wfRequestNav"
            },
            "lastModifiedByNav": {
              "__deferred": {
                "uri": "https://<API-Server>/odata/v2/
BudgetPeriodGO(budgetPeriodId='2022',effectiveStartDate=datetime'2022-01-01T00:00:00
')/lastModifiedByNav"
              },
              "mdfSystemRecordStatusNav": {
                "__deferred": {
                  "uri": "https://<API-Server>/odata/v2/
BudgetPeriodGO(budgetPeriodId='2022',effectiveStartDate=datetime'2022-01-01T00:00:00
')/mdfSystemRecordStatusNav"
                }
              }
            }
          }
        }
      }
    }
  }
}

```

## Use Case 2: Create a Budget Period record

Create a Budget Period record

### Request

Operation	Query
HTTP Method	POST
URI	https://<API-Server>/odata/v2/BudgetPeriodGO?\$format=JSON

Payload

```
{
  "budgetPeriodId": "2022",
  "effectiveStartDate": "/Date(1640995200000)/",
  "fbudgetPeriodPeriodicity": "1",
  "reversalDate": "/Date(1646092800000)/",
  "budgetPeriodDescription_defaultValue": "Budget
Year 2022",
  "effectiveStatus": "A",
  "budgetPeriodExpirationDate": "/
Date(1672444800000)/"
}
```

## Response

```
{
  "d": {
    "__metadata": {
      "uri": "https:// <API-Server>/odata/v2/
BudgetPeriodGO(budgetPeriodId='2022',effectiveStartDate=datetime'2022-01-01T00:00:00
')",
      "type": "SFOData.BudgetPeriodGO"
    },
    "fbudgetPeriodPeriodicity": "1",
    "reversalDate": "/Date(1646092800000)/",
    "budgetPeriodDescription_defaultValue": "Budget Year 2022",
    "effectiveStatus": "A",
    "budgetPeriodExpirationDate": "/Date(1672444800000)/",
    "effectiveStartDate": "/Date(1640995200000)/",
    "budgetPeriodId": "2022"
  }
}
```

## Use Case 3: Edit a Budget Period record

Edit a Budget Period record

### Request

Operation	Query
HTTP Method	PUT
URI	https://<API-Server>/odata/v2/ BudgetPeriodGO(budgetPeriodId='2022',effectiveStartDate=datetime'2022-01-01T00:00:00')?format=JSON

Payload

```
{
  "budgetPeriodId": "2022",
  "effectiveStartDate": "/Date(1640995200000)/",
  "fbudgetPeriodPeriodicity": "1",
  "reversalDate": "/Date(1646092800000)/",
  "budgetPeriodDescription_defaultValue": "Budget
Year 2022",
  "effectiveStatus": "A",
  "budgetPeriodExpirationDate": "/
Date(1672444800000)/"
}
```

## Response

## Use Case 4: Upsert a Budget Period record

Upsert a Budget Period record

### Request

Operation	Query
HTTP Method	POST
URI	https://<API-Server>/odata/v2/upsert?\$format=JSON

Payload

```
{
  "__metadata":{
    "uri":"BudgetPeriodGO(budgetPeriodId='2022',effectiveSta
rtDate=datetime'2022-01-01T00:00:00')"
  },
  "budgetPeriodId": "2022",
  "budgetPeriodDescription_defaultValue":"Budget Year
2022"
}
```

## Response

```
{
  "d": [
    {
      "key": "BudgetPeriodGO/budgetPeriodId=2022,BudgetPeriodGO/
effectiveStartDate=2022-01-01T00:00:00.000Z",
      "status": "OK",
      "editStatus": "UPsertED",
      "message": null,
      "index": 0,
      "statusCode": 200,
      "inlineResults": null
    }
  ]
}
```


## Use Case 5: Delete a Budget Period record

Delete a Budget Period record

### Request

Operation	Query
HTTP Method	DELETE
URI	<code>https://&lt;API-Server&gt;/odata/v2/ BudgetPeriodGO(budgetPeriodId='2022',effectiveStartDate=datetime'2022-01-01T00:00:00')?\$format=JSON</code>

### Response



## 9.4.7.8 FunctionalAreaGO

An employee cost assignment refers to assignment of accounting objects for an employee. Fund is one of the standard accounting objects supported.

### Permissions

► [Administrator Permissions](#) ► [Configure Public Sector Management Cost Objects](#)

### Supported Operations

Query, Insert, Upsert, Merge, Replace, Delete.

### Properties and Navigation Properties

This section lists only the properties and navigation properties that require special business logic, permission, or other additional information. For more information, refer to the API dictionary in ► [Admin Center](#) ► [API Center](#) ► [OData API Data Dictionary](#) or the API metadata using query: `https://<api-server>/odata/v2/<Entity>/$metadata`.

## Properties

Property	Description
effectiveStatus	Status of the object. If set to Inactive, the object instance isn't used and not visible anywhere in the system, including the rule engine, configurable UI designer, and role-based permissions.  Possible Values: <ul style="list-style-type: none"> <li>• A – Active</li> <li>• I – Inactive</li> </ul>
mdfSystemRecordStatus	Possible Values: <ul style="list-style-type: none"> <li>• N - Normal Record</li> <li>• P - Pending Record</li> <li>• C - Correction</li> <li>• D - Soft Deleted Record</li> <li>• PH - Pending History Record</li> <li>• F - Full Purge Import in Progress</li> </ul>
entityOID	This property stores the One Domain Model (ODM) object ID that is used in Master Data Integration.
entityUUID	System generated unique identifier
projectControllingObjectType	Only those Project Controlling Objects where the Project Controlling Object Type value is WBS element (PRN) are supported for Public Sector Cost Assignment.

## Navigation Properties

Navigation Property	Related Entity	Description
createdByNav	User	
effectiveStatusNav	MDFEnumValue	
functionalAreaDescriptionTranslation-TextNav	MDFLocalizedValue	
lastModifiedByNav	User	
mdfSystemRecordStatusNav	MDFEnumValue	
wfRequestNav	WfRequest	



## Use Case 1: Query a Functional Area record by Functional Area ID and Effective Start Date

Query a Functional Area record by Functional Area ID and Effective Start Date

### Request

Operation	Query
HTTP Method	GET
URI	<code>https://&lt;API-Server&gt;/odata/v2/ FunctionalAreaGO(effectiveStartDate=datetime'2022-01-01T00:00:00',functionalAreaID='test')?\$format=JSON</code>

### Response

```
{
  "d": {
    "__metadata": {
      "uri": "https://<API-Server>/odata/v2/  
FunctionalAreaGO(effectiveStartDate=datetime'2022-01-01T00:00:00',functionalAreaID='  
test')",
      "type": "SFOData.FunctionalAreaGO"
    },
    "functionalAreaID": "test",
    "effectiveStartDate": "/Date(1640995200000)/",
    "effectiveEndDate": "/Date(253402214400000)/",
    "lastModifiedDateTime": "/Date(1632143997000+0000)/",
    "entityUUID": "BB48CC64432D43688D308C6C13138807",
    "lastModifiedBy": "test",
    "createdDateTime": "/Date(1630580271000+0000)/",
    "mdfSystemRecordStatus": "N",
    "effectiveStatus": "A",
    "functionalAreaDescription_defaultValue": "Test Description",
    "functionalAreaDescription_localized": "Test Description",
    "createdBy": "test",
    "functionalAreaDescription_en_US": "Test Description",
    "entityOID": null,
    "expirationDate": null,
    "createdByNav": {
      "__deferred": {
        "uri": "https://<API-Server>/odata/v2/  
FunctionalAreaGO(effectiveStartDate=datetime'2022-01-01T00:00:00',functionalAreaID='  
test')/createdByNav"
      }
    },
    "effectiveStatusNav": {
      "__deferred": {
        "uri": "https://<API-Server>/odata/v2/  
FunctionalAreaGO(effectiveStartDate=datetime'2022-01-01T00:00:00',functionalAreaID='  
test')/effectiveStatusNav"
      }
    },
    "wfRequestNav": {
      "__deferred": {
        "uri": "https://<API-Server>/odata/v2/  
FunctionalAreaGO(effectiveStartDate=datetime'2022-01-01T00:00:00',functionalAreaID='  
test')/wfRequestNav"
      }
    },
    "functionalAreaDescriptionTranslationTextNav": {
```



```
    "functionalAreaID": "test"
  }
}
```

## Use Case 3: Edit a Functional Area record

Edit a Functional Area record

### Request

Operation	Query
HTTP Method	PUT
URI	<code>https://&lt;API-Server&gt;/odata/v2/FunctionalAreaGO(effectiveStartDate=datetime'2022-01-01T00:00:00',functionalAreaID='test')?\$format=JSON</code>
Payload	<pre>{   "functionalAreaID": "test",   "expirationDate": "/Date(1672531200000)/",   "functionalAreaDescription_defaultValue": "Test Functional Area",   "effectiveStartDate": "/Date(1640995200000)/",   "effectiveStatus": "A" }</pre>

### Response

## Use Case 4: Upsert a Functional Area record

Upsert a Functional Area record

### Request

Operation	Query
HTTP Method	POST
URI	<code>https://&lt;API-Server&gt;/odata/v2/upsert?\$format=JSON</code>

Payload

```
{
  "__metadata":{
    "uri":"FunctionalAreaGO(effectiveStartDate=datetime'2022-01-01T00:00:00',functionalAreaID='test')",
  },
  "functionalAreaDescription_defaultValue": "Test Functional Area Description"
}
```

## Response

```
{
  "d": [
    {
      "key": "FunctionalAreaGO/effectiveStartDate=2022-01-01T00:00:00.000Z,FunctionalAreaGO/functionalAreaID=test",
      "status": "OK",
      "editStatus": "UPSERTED",
      "message": null,
      "index": 0,
      "httpCode": 200,
      "inlineResults": null
    }
  ]
}
```

## Use Case 5: Delete a Functional Area record

Delete a Functional Area record

### Request

Operation	Query
HTTP Method	DELETE
URI	https://<API-Server>/odata/v2/FunctionalAreaGO(effectiveStartDate=datetime'2022-01-01T00:00:00',functionalAreaID='test')?\$format=JSON?\$format=JSON

### Response

## 9.4.7.9 ProjectControllingObject

The ProjectControllingObject standard MDF object API can be used for tracking, controlling, and reporting on available financial resources in the organization.

### Supported Operations

Query, Insert, Upsert, Merge, Replace, Delete.

### Properties and Navigation Properties

This section lists only the properties and navigation properties that require special business logic, permission, or other additional information. For more information, refer to the API dictionary in [Admin Center](#) [API Center](#) [OData API Data Dictionary](#) or the API metadata using query: `https://<api-server>/odata/v2/<Entity>/$metadata`.

#### Properties

Property	Description
effectiveStatus	Status of the object. If set to Inactive, the object instance isn't used and not visible anywhere in the system, including the rule engine, configurable UI designer, and role-based permissions.  Possible Values: <ul style="list-style-type: none"><li>A – Active</li><li>I – Inactive</li></ul>
mdfSystemRecordStatus	Possible Values: <ul style="list-style-type: none"><li>N - Normal Record</li><li>P - Pending Record</li><li>C - Correction</li><li>D - Soft Deleted Record</li><li>PH - Pending History Record</li><li>F - Full Purge Import in Progress</li></ul>
entityOID	This property stores the One Domain Model (ODM) object ID that is used in Master Data Integration.
entityUUID	System generated unique identifier

Property	Description
projectControllingObjectType	Only those Project Controlling Objects where the Project Controlling Object Type value is WBS element (PRN) are supported for Public Sector Cost Assignment.

## Navigation Properties

Navigation Property	Related Entity	Description
projectControllingObjectTypeNav	PickListValueV2	
mdfSystemRecordStatusNav	MDFEnumValue	
createdByNav	User	
lastModifiedByNav	User	
companyNav	FOCompany	
effectiveStatusNav	MDFEnumValue	

## Use Case 1: Query a Project Controlling Object record by External Code ID and Effective Start Date

Query a Project Controlling Object record by External Code ID and Effective Start Date

### Request

Operation	Query
HTTP Method	GET
URI	https://<API-Server>/odata/v2/ ProjectControllingObject(effectiveStartDate=datetime'2022-01-01T00:00:00',externalCode='test')?\$format=JSON

### Response

```

{
  "d": {
    "__metadata": {
      "uri": "https://<API-Server>/odata/v2/  

ProjectControllingObject(effectiveStartDate=datetime'2022-01-01T00:00:00',externalCode='test')",
      "type": "SFOData.ProjectControllingObject"
    },
    "externalCode": "test",
    "effectiveStartDate": "/Date(1640995200000)/",
    "effectiveEndDate": "/Date(253402214400000)/",
    "lastModifiedDateTime": "/Date(1660807127000+0000)/",
    "name_localized": "test",
  }
}

```

```

"projectControllingObjectType": "PRN",
"createdDateTime": "/Date(1660807127000+0000)/",
"name_en_US": null,
"company": "test",
"isStatistical": true,
"name_defaultValue": "test",
"lastModifiedBy": "PSAdmin",
"mdfSystemRecordStatus": "N",
"description_defaultValue": "test",
"effectiveStatus": "A",
"createdBy": "PSAdmin",
"description_en_US": null,
"description_localized": "test",
"entityOID": "492EF7E521354C6E987C3BC8187A94EC",
"nameTranslationTextNav": {
  "__deferred": {
    "uri": "https://<API-Server>/odata/v2/
ProjectControllingObject(effectiveStartDate=datetime'2022-01-01T00:00:00',externalCo
de='test')/nameTranslationTextNav"
  }
},
"createdByNav": {
  "__deferred": {
    "uri": "https://<API-Server>/odata/v2/
ProjectControllingObject(effectiveStartDate=datetime'2022-01-01T00:00:00',externalCo
de='test')/createdByNav"
  }
},
"projectControllingObjectTypeNav": {
  "__deferred": {
    "uri": "https://<API-Server>/odata/v2/
ProjectControllingObject(effectiveStartDate=datetime'2022-01-01T00:00:00',externalCo
de='test')/projectControllingObjectTypeNav"
  }
},
"lastModifiedByNav": {
  "__deferred": {
    "uri": "https://<API-Server>/odata/v2/
ProjectControllingObject(effectiveStartDate=datetime'2022-01-01T00:00:00',externalCo
de='test')/lastModifiedByNav"
  }
},
"mdfSystemRecordStatusNav": {
  "__deferred": {
    "uri": "https://<API-Server>/odata/v2/
ProjectControllingObject(effectiveStartDate=datetime'2022-01-01T00:00:00',externalCo
de='test')/mdfSystemRecordStatusNav"
  }
},
"companyNav": {
  "__deferred": {
    "uri": "https://<API-Server>/odata/v2/
ProjectControllingObject(effectiveStartDate=datetime'2022-01-01T00:00:00',externalCo
de='test')/companyNav"
  }
},
"effectiveStatusNav": {
  "__deferred": {
    "uri": "https://<API-Server>/odata/v2/
ProjectControllingObject(effectiveStartDate=datetime'2022-01-01T00:00:00',externalCo
de='test')/effectiveStatusNav"
  }
},
"wfRequestNav": {
  "__deferred": {
    "uri": "https://<API-Server>/odata/v2/
ProjectControllingObject(effectiveStartDate=datetime'2022-01-01T00:00:00',externalCo
de='test')/wfRequestNav"
  }
}

```

```

    }
  },
  "descriptionTranslationTextNav": {
    "__deferred": {
      "uri": "https://<API-Server>/odata/v2/
ProjectControllingObject(effectiveStartDate=datetime'2022-01-01T00:00:00',externalCo
de='test')/descriptionTranslationTextNav"
    }
  }
}
}
}

```

## Use Case 2: Create a Project Controlling Object record

Create a Project Controlling Object record.

### Request

Operation	Query
HTTP Method	POST
URI	https://<API-Server>/odata/v2/ProjectControlling? \$format=JSON
Payload	<pre> {   "externalCode": "test",   "effectiveStartDate": "/Date(1640995200000)/",   "effectiveStatus": "A",   "company": "test",   "name_defaultValue": "test",   "isStatistical": true,   "projectControllingObjectType": "PRN",   "description_defaultValue": "test" } </pre>

### Response

```

{
  "d": {
    "__metadata": {
      "uri": "https://<API-Server>/odata/v2/
ProjectControllingObject(effectiveStartDate=datetime'2022-01-01T00:00:00',externalCo
de='test')",
      "type": "SFOData.ProjectControllingObject"
    },
    "effectiveStatus": "A",
    "company": "test",
    "name_defaultValue": "test",
    "isStatistical": true,
    "projectControllingObjectType": "PRN",
    "description_defaultValue": "test",
    "externalCode": "test",
    "effectiveStartDate": "/Date(1640995200000)/"
  }
}

```



## Use Case 3: Edit a Project Controlling Object record

Edit a Project Controlling Object record.

### Request

Operation	Query
HTTP Method	PUT
URI	http://<API-Server>/odata/v2/ProjectControllingObject(externalCode='test',effectiveStartDate=datetime'2022-01-01T00:00:00')?\$format=JSON
Payload	<pre>{   "externalCode": "test",   "effectiveStartDate": "/Date(1640995200000)/",   "effectiveStatus": "A",   "company": "1710",   "name_defaultValue": "test",   "isStatistical": true,   "projectControllingObjectType": "PRN",   "description_defaultValue": "test" }</pre>

### Response

## Use Case 4: Upsert a Project Controlling Object record

Upsert a Project Controlling Object record

### Request

Operation	Query
HTTP Method	POST
URI	http://<API-Server>/odata/v2/upsert?\$format=JSON
Payload	<pre>{   "__metadata": {     "uri": "ProjectControllingObject(effectiveStartDate=datetime'2022-01-01T00:00:00',externalCode='test')"   },   "description_defaultValue": "test" }</pre>

### Response

```
{
  "d": [
```

```

    {
      "key": "ProjectControllingObject/
effectiveStartDate=2022-01-01T00:00:00.000Z,ProjectControllingObject/
externalCode=test",
      "status": "OK",
      "editStatus": "UPSERTED",
      "message": null,
      "index": 0,
      "httpCode": 200,
      "inlineResults": null
    }
  ]
}

```

## Use Case 5: Delete a Project Controlling Object record

Delete a Project Controlling Object record.

### Request

Operation	Query
HTTP Method	DELETE
URI	http://<API-Server>/odata/v2/ProjectControllingObject(effectiveStartDate=datetime'2022-01-01T00:00:00',externalCode='test')?\$format=JSON?\$format=JSON

### Response

## 9.4.8 Fiscal Year

### 9.4.8.1 FiscalYearVariant

This entity contains information about the fiscal year variant created for income tax declaration.

### Supported Operations

Operation	Description
Query	You can query the fiscal year variant information.

## Properties and Navigation Properties

This section lists only the properties and navigation properties that require special business logic, permission, or other additional information. For more information, refer to the API dictionary in [Admin Center](#) [API Center](#) [OData API Data Dictionary](#) or the API metadata using query: `https://<api-server>/odata/v2/<Entity>/$metadata`.

Property	Description
externalCode	Business key
periods	This field contains period information of the fiscal year variant.

## Use Case: Get the Fiscal Year Variant Information

### Request

Operation	Query
HTTP Method	GET
URI	<code>https://&lt;API-Server&gt;/odata/v2/ FiscalYearVariant?\$top=10&amp;\$format=JSON</code>

### Response

```
{
  "d": {
    "results": [
      {
        "__metadata": {
          "uri": "https://<API-Server>/odata/v2/  
FiscalYearVariant('FYV1')",
          "type": "SFOData.FiscalYearVariant"
        },
        "externalCode": "FYV1",
        "lastModifiedDate": "/Date(1504073862000+0000)/",
        "lastModifiedBy": "sfadmin",
        "createdDateTime": "/Date(1504073862000+0000)/",
        "description": "Fiscal Year Variant India",
        "mdfSystemRecordStatus": "N",
        "createdBy": "sfadmin",
        "createdByNav": {
          "__deferred": {
            "uri": "https://<API-Server>/odata/v2/  
FiscalYearVariant('FYV1')/createdByNav"
          }
        },
        "periods": {
          "__deferred": {
            "uri": "https://<API-Server><API-Server>/odata/v2/  
FiscalYearVariant('FYV1')/periods"
          }
        },
        "wfRequestNav": {
          "__deferred": {
            "uri": "https://<API-Server>/odata/v2/  
FiscalYearVariant('FYV1')/wfRequestNav"
          }
        }
      }
    ]
  }
}
```



Property	Description
fiscalYearVariant	Fiscal year variant
country	The mapped country of the fiscal year variant

## Use Case: Get the Fiscal Year Variant Mapping Information

### Request

Operation	Query
HTTP Method	GET
URI	https://<API-Server>/odata/v2/ FiscalYearToCountryMap? \$top=10&\$format=JSON

### Response

```
{
  "d": {
    "results": [
      {
        "__metadata": {
          "uri": "https://<API-Server>/odata/v2/  
FiscalYearToCountryMap('FYC_IN')",
          "type": "SFOData.FiscalYearToCountryMap"
        },
        "externalCode": "FYC_IN",
        "country": "IND",
        "lastModifiedDate": "/Date(1504073922000+0000)/",
        "lastModifiedBy": "sfadmin",
        "createdDateTime": "/Date(1504073922000+0000)/",
        "mdfSystemRecordStatus": "N",
        "createdBy": "sfadmin",
        "fiscalYearVariant": "FYV1",
        "fiscalYearVariantNav": {
          "__deferred": {
            "uri": "https://<API-Server>/odata/v2/  
FiscalYearToCountryMap('FYC_IN')/fiscalYearVariantNav"
          }
        },
        "createdByNav": {
          "__deferred": {
            "uri": "https://<API-Server>/odata/v2/  
FiscalYearToCountryMap('FYC_IN')/createdByNav"
          }
        },
        "countryNav": {
          "__deferred": {
            "uri": "https://<API-Server>/odata/v2/  
FiscalYearToCountryMap('FYC_IN')/countryNav"
          }
        },
        "wfRequestNav": {
          "__deferred": {
            "uri": "https://<API-Server>/odata/v2/  
FiscalYearToCountryMap('FYC_IN')/wfRequestNav"
          }
        }
      }
    ]
  }
}
```

```

        "lastModifiedByNav": {
            "__deferred": {
                "uri": "https://<API-Server>/odata/v2/
FiscalYearToCountryMap('FYC_IN')/lastModifiedByNav"
            }
        },
        "mdfSystemRecordStatusNav": {
            "__deferred": {
                "uri": "https://<API-Server>/odata/v2/
FiscalYearToCountryMap('FYC_IN')/mdfSystemRecordStatusNav"
            }
        }
    }
}
]
}
}}

```

## Related Information

[SAP Business Accelerator Hub: FiscalYearToCountryMap](#)

## 9.4.9 Foundation

### 9.4.9.1 Foundation Object Structure in OData API

Flexible associations can be defined between two foundation objects in the Corporate Data Model. The example below shows a one to one relationship between location and geozone; a one to many relationship is defined between location and company. OData automatically creates navigations from the source entity to the target entities, based on the relationship defined.

```

<hris-element id="location">
  <hris-associations>
    <association id="id" multiplicity="ONE_TO_ONE" destination-
entity="geozone"/>
    <association id="id" multiplicity="ONE_TO_MANY" destination-
entity="company"/>
  </hris-associations>
</hris-element>

```

The diagram below shows the default relationships between the different OData entities.



## 9.4.9.2 FODynamicRole

You can use this entity to query, create, or modify a dynamic role that can be used as approvers in Employee Central workflows.

### HRIS Element Information

```
HRIS Element ID: dynamicRole
Business Keys: dynamicRoleAssignmentId
Effective-date:false
Foundation Type:true
Person Entity Element:false
Supports Incremental Load:false
Supports NO_OVERWRITE: false
Supports MCPD: false
```

### Supported Operations

Operation	Description
Query	You can get the information of dynamic roles with <code>Job Info</code> as Base Object.
Upsert	You can create a new dynamic role or modify an existing role.

### Properties and Navigation Properties

This section lists only the properties and navigation properties that require special business logic, permission, or other additional information. For more information, refer to the API dictionary in [Admin Center](#) [API Center](#) [OData API Data Dictionary](#) or the API metadata using query: `https://<api-server>/odata/v2/<Entity>/$metadata`.

Property	Description
<code>dynamicRoleAssignmentId</code>	This property is a unique ID for an dynamic role and is automatically generated.
<code>resolverType</code>	You can use this property to define the approver type in the Employee Central workflows. There are three approver types: Person, Dynamic Group, and Position.



## Use Case 1: Query the Dynamic Roles that Use Position as Approver Type

### Request

Operation	Query
HTTP Method	GET
URI	<code>https://&lt;API-Server&gt;/odata/v2/ FODynamicRole? \$format=JSON&amp;\$filter=resolverType eq 'POSITION'&amp;\$select=dynamicRoleAssignmentId ,resolverType</code>

### Response

```
{
  "d": {
    "results": [
      {
        "__metadata": {
          "uri": "https://<API-Server>/odata/v2/FODynamicRole(6M)"
        },
        "dynamicRoleAssignmentId": "6",
        "resolverType": "POSITION"
      },
      {
        "__metadata": {
          "uri": "https://<API-Server>/odata/v2/FODynamicRole(21M)"
        },
        "dynamicRoleAssignmentId": "21",
        "resolverType": "POSITION"
      },
      {
        "__metadata": {
          "uri": "https://<API-Server>/odata/v2/FODynamicRole(22M)"
        },
        "dynamicRoleAssignmentId": "22",
        "resolverType": "POSITION"
      }
    ]
  }
}
```

## Use Case 2: Create a Dynamic Role

### Request

Operation	Upsert
HTTP Method	POST
URI	<code>https://&lt;API-Server&gt;/odata/v2/upsert</code>

Payload

```
{
  "__metadata": {
    "uri": "FODynamicRole"
  },
  "externalCode": "FACILITIES",
  "resolverType": "POSITION",
  "payGrade": "GR-10",
  "eventReason": "TRANINTL",
  "name": "New Dynamic Role (Test)",
  "position": "50014360"
}
```

## Response

```
{
  "d": [
    {
      "key": "FODynamicRole/dynamicRoleAssignmentId=null",
      "status": "OK",
      "editStatus": "UPSERTED",
      "message": null,
      "index": 0,
      "statusCode": 200,
      "inlineResults": null
    }
  ]
}
```

## Related Information

[SAP Business Accelerator Hub: FODynamicRole](#)

### 9.4.9.3 FOEventReason

You can use this entity to define the event reasons why an event occurs, such as creating, changing, or deleting employee data. An event reason can change the employee status of employees when an event occurs for them.

## HRIS Element Information

```
HRIS Element ID: eventReason
Business Keys: externalCode + startDate
Effective-date:true
Foundation Type:true
Person Entity Element:false
Supports Incremental Load:true
Supports NO_OVERWRITE: true
Supports MCPD: false
```

## Supported Operations

Operation	Description
Query	You can query the event reasons.
Upsert	You can create or update the event reasons.

## Properties and Navigation Properties

This section lists only the properties and navigation properties that require special business logic, permission, or other additional information. For more information, refer to the API dictionary in [Admin Center](#) [API Center](#) [OData API Data Dictionary](#) or the API metadata using query: `https://<api-server>/odata/v2/<Entity>/$metadata`.

Property	Description
event	You can use this property to specify the event for which the event reason is created. Events are defined in the <code>PicklistV2</code> entity.
emplStatus	You can use this property to change the employee status after the event occurs. For example, if you make a data change and use the event reason with <code>emplStatus</code> as inactive, the status of the employee becomes inactive after the data change.

## Use Case: Query the Event Reason by External Code

### Request

Operation	Query
HTTP Method	GET
URI	<code>https://&lt;API-Server&gt;/odata/v2/FOEventReason?\$filter=externalCode eq 'PAYMLA'&amp;\$select=status,event,externalCode&amp;\$format=JSON</code>

### Response

```
{
  "d": {
    "results": [
      {
        "__metadata": {
          "uri": "https://<API-Server>/odata/v2/FOEventReason(externalCode='PAYMLA',startDate=datetime'1970-01-01T00:00:00')"
        },
        "externalCode": "PAYMLA",

```

```
    "status": "A",
    "event": "2294"
  }
]
}
```

## Related Information

[SAP Business Accelerator Hub: FOEventReason](#)

### 9.4.9.4 FOFrequency

This entity is used to define how an employee is paid, such as monthly or weekly.

## HRIS Element Information

```
HRIS Element ID: frequency
Business Keys: externalCode
Effective-date:false
Foundation Type:true
Person Entity Element:false
Supports Incremental Load:true
Supports NO_OVERWRITE: true
Supports MCPD:false
```

## Supported Operations

Operation	Description
Query	You can query the pay frequency information.
Upsert	You can create or update the pay frequency information.

## Properties and Navigation Properties

This section lists only the properties and navigation properties that require special business logic, permission, or other additional information. For more information, refer to the API dictionary in [Admin Center](#) [API Center](#) [OData API Data Dictionary](#) or the API metadata using query: `https://<api-server>/odata/v2/<Entity>/$metadata`.

Property	Description
annualizationFactor	You can use this property to define the times an employee is paid in one year. For example, set this property as <b>12</b> if the employee is paid monthly.

## Use Case: Query the Pay Frequency by External Code

### Request

Operation	Query
HTTP Method	GET
URI	<pre>https://&lt;API-Server&gt;/odata/v2/FOFrequency? \$filter=externalCode eq 'DLY'&amp;\$select=externalCode,name,descriptio n,annualizationFactor&amp;\$format=JSON</pre>

### Response

```
{
  "d": {
    "results": [
      {
        "__metadata": {
          "uri": "https://<API-Server>/odata/v2/FOFrequency('DLY')"
        },
        "externalCode": "DLY",
        "description": "Daily",
        "name": "Daily",
        "annualizationFactor": "365"
      }
    ]
  }
}
```

## Related Information

[SAP Business Accelerator Hub: FOFrequency](#)

## 9.4.9.5 FOGeozone

This entity enables you to group multiple company locations within the same cost-of-living areas as a Geo Zone. You can offset the impacts of higher or lower-than-average costs of living to pay range.

### HRIS Element Information

```
HRIS Element ID: geozone
Business Keys: externalCode + startDate
Effective-date:true
Foundation Type:true
Person Entity Element:false
Supports Incremental Load:true
Supports NO_OVERWRITE: true
Supports MCPD: false
```

### Supported Operations

Operation	Description
Query	You can query a Geo Zone.
Upsert	You can create or update a Geo Zone.

### Properties and Navigation Properties

This section lists only the properties and navigation properties that require special business logic, permission, or other additional information. For more information, refer to the API dictionary in [Admin Center](#) [API Center](#) [OData API Data Dictionary](#) or the API metadata using query: `https://<api-server>/odata/v2/<Entity>/$metadata`.

Property	Description
adjustmentPercentage	You can use this property to define the adjustment percentage of the Geo Zone compared to the average pay range, so as to offset the impact of higher or lower cost-of-living on the pay range.

## Use Case: Query the Geo Zone for APAC

### Request

Operation	Query
HTTP Method	GET
URI	https://<API-Server>/odata/v2/FOGeozone? \$filter=externalCode eq 'APAC'&\$select=status,name,createdBy&\$format=JSON

### Response

```
{
  "d": {
    "results": [
      {
        "__metadata": {
          "uri": "https://<API-Server>/odata/v2/
FOGeozone(externalCode='APAC',startDate=datetime'1990-01-01T00:00:00')"
        },
        "createdBy": "admin",
        "status": "A",
        "name": "Asia Pacific"
      }
    ]
  }
}
```

### Related Information

[SAP Business Accelerator Hub: FOGeozone](#)

## 9.4.9.6 FOLocation

This entity contains a company location.

### HRIS Element Information

```
HRIS Element ID: location
Business Keys: externalCode + StartDate
Effective-date:true
Foundation Type:true
Person Entity Element:false
Supports Incremental Load:true
Supports NO_OVERWRITE: true
Supports MCPD:false
```

## Supported Operations

Operation	Description
Query	You can query a company location.
Upsert	You can create or update a company location.

## Properties and Navigation Properties

This section lists only the properties and navigation properties that require special business logic, permission, or other additional information. For more information, refer to the API dictionary in [Admin Center](#) > [API Center](#) > [OData API Data Dictionary](#) or the API metadata using query: `https://<api-server>/odata/v2/<Entity>/$metadata`.

## Use Case 1: Query the Company Location by External Code and Expand the Address

### Request

Operation	Query
HTTP Method	GET
URI	<code>https://&lt;API-Server&gt;/odata/v2/FOLocation?\$filter=externalCode eq 'KO_SEO'&amp;\$expand=addressNavDEFLT&amp;\$format=JSON</code>

### Response

```
{
  "d": {
    "results": [
      {
        "__metadata": {
          "uri": "https://<API-Server>/odata/v2/public/FOLocation(externalCode='KO_SEO',startDate=datetime'1990-01-01T00:00:00')"
        },
        "startDate": "/Date(631152000000)/",
        "externalCode": "KO_SEO",
        "status": "A",
        "endDate": "/Date(253402300799000)/",
        "lastModifiedDate": "/Date(1317104275000+0000)/",
        "lastModifiedOn": "/Date(1317104275000)/",
        "createdOn": "/Date(1300819181000)/",
        "timezone": "Asia/Seoul",
      }
    ]
  }
}
```



```

        "createdBy": "admin",
        "geozoneFlx": "APAC",
        "description": "Seoul, Korea",
        "name": "Seoul",
        "createdDateTime": "/Date(1300819181000+0000)/",
        "lastModifiedBy": "admin",
        "locationGroup": "APAC",
        "standardHours": null,
        "geozoneFlxNav": {
            "__deferred": {
                "uri": "https://<API-Server>/odata/v2/
public/FOLocation(externalCode='KO_SEO',startDate=datetime'1990-01-01T00:00:00')/
geozoneFlxNav"
            }
        },
        "descriptionTranslationNav": {
            "__deferred": {
                "uri": "https://<API-Server>/odata/v2/
public/FOLocation(externalCode='KO_SEO',startDate=datetime'1990-01-01T00:00:00')/
descriptionTranslationNav"
            }
        },
        "locationGroupNav": {
            "__deferred": {
                "uri": "https://<API-Server>/odata/v2/
public/FOLocation(externalCode='KO_SEO',startDate=datetime'1990-01-01T00:00:00')/
locationGroupNav"
            }
        },
        "addressNavDEFAULT": {
            "__metadata": {
                "uri": "https://<API-Server>/odata/v2/public/
FOCorporateAddressDEFAULT(314M)",
                "type": "SFOData.FOCorporateAddressDEFAULT"
            },
            "addressId": "314",
            "startDate": "/Date(631152000000)/",
            "state": null,
            "address1": "#803, 8th FL., PAN-PACIFIC B/D, 197-21",
            "address2": "Guro-dong, Guro-gu",
            "endDate": "/Date(253402300799000)/",
            "address3": null,
            "lastModifiedDateTime": "/Date(1317104275000+0000)/",
            "lastModifiedOn": "/Date(1317104275000)/",
            "city": "Seoul",
            "country": "KOR",
            "createdOn": "/Date(1300819181000)/",
            "createdBy": "admin",
            "zipCode": "152-050",
            "createdDateTime": "/Date(1300819181000+0000)/",
            "lastModifiedBy": "admin",
            "stateNav": {
                "__deferred": {
                    "uri": "https://<API-Server>/odata/v2/public/
FOCorporateAddressDEFAULT(314M)/stateNav"
                }
            },
            "countryNav": {
                "__deferred": {
                    "uri": "https://<API-Server>/odata/v2/public/
FOCorporateAddressDEFAULT(314M)/countryNav"
                }
            },
            "companyFlxNav": {
                "__deferred": {

```

```

        "uri": "https://<API-Server>/odata/v2/
public/FOLocation(externalCode='KO_SEO',startDate=datetime'1990-01-01T00:00:00')/
companyFlxNav"
    },
    "nameTranslationNav": {
        "__deferred": {
            "uri": "https://<API-Server>/odata/v2/
public/FOLocation(externalCode='KO_SEO',startDate=datetime'1990-01-01T00:00:00')/
nameTranslationNav"
        }
    }
}
]
}
}

```

## Use Case 2: Create a Company Location

### Request

Operation	Upsert
HTTP Method	POST
URI	https://<API-Server>/odata/v2/upsert
Payload	<pre> {   "__metadata":{     "uri":"FOLocation(externalCode='KO_SEO', startDate=datetime'1990-01-01T00:00:00')   },   "status":"A",   "endDate":"/Date(253402300799000)/",   "timezone":"Asia/Seoul",   "geozoneFlx":"APAC",   "description":"Seoul, Korea",   "name":"Seoul",   "locationGroup":"APAC",   "addressCountry": "KOR" } </pre>

### Response

```

{
  "d": [
    {
      "key": "FOLocation/externalCode=KO_SEO,FOLocation/
startDate=1990-01-01T00:00:00.000+08:00",
      "status": "OK",
      "editStatus": "UPsertED",
      "message": null,
      "index": 0,
      "httpCode": 200,
      "inlineResults": null
    }
  ]
}

```

## Related Information

[SAP Business Accelerator Hub: FOLocation](#)

### 9.4.9.7 FOLocationGroup

You can use this entity to group multiple company locations for reporting or filtering purposes.

#### HRIS Element Information

```
HRIS Element ID: location groupGroup
Business Keys: externalCode + startDate
Effective-date:true
Foundation Type:true
Person Entity Element:false
Supports Incremental Load:true
Supports NO_OVERWRITE: true
Supports MCPD: false
```

#### Supported Operations

Operation	Description
Query	You can query a location group.
Upsert	You can create or update a location group.

#### Properties and Navigation Properties

This section lists only the properties and navigation properties that require special business logic, permission, or other additional information. For more information, refer to the API dictionary in [Admin Center](#) [API Center](#) [OData API Data Dictionary](#) or the API metadata using query: `https://<api-server>/odata/v2/<Entity>/$metadata`.

## Use Case: Get the Location Group of APAC Effective Within a Period

### Request

Operation	Query
HTTP Method	GET
URI	<code>https://&lt;API-Server&gt;/odata/v2/ FOLocationGroup?\$filter=externalCode eq 'APAC'&amp;\$select=status,name,createdBy&amp;fromDate=2013-01-01&amp;toDate=2014-01-01&amp;\$format=JSON</code>

### Response

```
{
  "d": {
    "results": [
      {
        "__metadata": {
          "uri": "https://<API-Server>/odata/v2/  
FOLocationGroup(externalCode='APAC',startDate=datetime'1990-01-01T00:00:00') "
        },
        "createdBy": "admin",
        "status": "A",
        "name": "APAC"
      }
    ]
  }
}
```

## Related Information

[SAP Business Accelerator Hub: FOLocationGroup](#)

## 9.4.9.8 FOPayComponent

You can use this entity to assign a pay component, that is a payment or deduction, to an employee. You can define the frequency and currency of the pay component.

## HRIS Element Information

```
HRIS Element ID: payComponent
Business Keys: externalCode + startDate
Effective-date:true
Foundation Type:true
Person Entity Element:false
```

```
Supports Incremental Load:true
Supports NO_OVERWRITE: true
Supports MCPD:false
```

## Supported Operations

Operation	Description
Query	You can query a pay component.
Upsert	You can create or update a pay component.

## Properties and Navigation Properties

This section lists only the properties and navigation properties that require special business logic, permission, or other additional information. For more information, refer to the API dictionary in [Admin Center](#) [API Center](#) [OData API Data Dictionary](#) or the API metadata using query: `https://<api-server>/odata/v2/<Entity>/$metadata`.

Property	Description
payComponentType	You can use this property to specify the type of the pay component as Amount or Percentage.
payComponentValue	You can use this property to specify the value of the pay component.
currency	You can use this property to specify the currency in which the pay component is paid. If no currency is specified, the local currency for the employee is used as default.
isEarning	You can use this property to define the pay component as an earning or a deduction.

## Use Case: Get the Pay Component for Base Salary

### Request

Operation	Query
HTTP Method	GET
URI	<code>https://&lt;API-Server&gt;/odata/v2/FOPayComponent?\$filter=externalCode eq 'Base Salary'&amp;\$format=JSON</code>

## Response

```
{
  "d": {
    "results": [
      {
        "__metadata": {
          "uri": "https://<API-Server>/odata/v2/
FOPayComponent(externalCode='Base Salary',startDate=datetime'1970-01-01T00:00:00')",
          "type": "SFOData.FOPayComponent"
        },
        "startDate": "/Date(0)/",
        "externalCode": "Base Salary",
        "basePayComponentGroup": null,
        "usedForCompPlanning": "COMP",
        "payComponentType": "AMOUNT",
        "endDate": "/Date(253370764800000)/",
        "lastModifiedDate": "/Date(1304801484000+0000)/",
        "currency": "USD",
        "selfServiceDescription": null,
        "isEarning": true,
        "description": "Base Salary for USA",
        "name": "Base Salary",
        "recurring": true,
        "status": "A",
        "lastModifiedOn": "/Date(1304787084000)/",
        "createdOn": "/Date(1299914597000)/",
        "displayOnSelfService": true,
        "createdBy": "v4admin",
        "canOverride": true,
        "frequencyCode": "ANN",
        "payComponentValue": null,
        "taxTreatment": null,
        "createdDateTime": "/Date(1299932597000+0000)/",
        "lastModifiedBy": "admin",
        "target": false,
        "basePayComponentGroupNav": {
          "__deferred": {
            "uri": "https://<API-Server>/odata/v2/
FOPayComponent(externalCode='Base Salary',startDate=datetime'1970-01-01T00:00:00')/
basePayComponentGroupNav"
          }
        },
        "taxTreatmentNav": {
          "__deferred": {
            "uri": "https://<API-Server>/odata/v2/
FOPayComponent(externalCode='Base Salary',startDate=datetime'1970-01-01T00:00:00')/
taxTreatmentNav"
          }
        },
        "frequencyCodeNav": {
          "__deferred": {
            "uri": "https://<API-Server>/odata/v2/
FOPayComponent(externalCode='Base Salary',startDate=datetime'1970-01-01T00:00:00')/
frequencyCodeNav"
          }
        }
      }
    ]
  }
}
```

## Related Information

[SAP Business Accelerator Hub: FOPayComponent](#)

### 9.4.9.9 FOPayComponentGroup

This entity enables you to group multiple pay components for summations, totals, and annualizations. You can group pay components of different currencies and frequencies in one pay component group.

#### HRIS element information

```
HRIS Element ID: payComponentGroup
Business Keys: externalCode + startDate
Effective-date:true
Foundation Type:true
Person Entity Element:false
Supports Incremental Load:true
Supports NO_OVERWRITE: true
Supports MCPD:false
```

#### Supported Operations

Operation	Description
Query	You can query a pay component group.
Upsert	You can create or update a pay component group.

#### Properties and Navigation Properties

This section lists only the properties and navigation properties that require special business logic, permission, or other additional information. For more information, refer to the API dictionary in [Admin Center](#) > [API Center](#) > [OData API Data Dictionary](#) or the API metadata using query: `https://<api-server>/odata/v2/<Entity>/$metadata`.

Property	Description
useForComparatioCalc	You can use this property to define whether the pay component group is used for the comp ratio calculation.

Property	Description
showOnCompUI	You can use this property to define whether the pay component group is displayed on the Comp UI.
useForRangePenetration	You can use this property to define whether the pay component group is used to determine how far an employee has progressed into a given pay range.

## Use Case: Get the Pay Component Group for Base Salary

### Request

Operation	Query
HTTP Method	GET
URI	https://<API-Server>/odata/v2/ FOPayComponentGroup?\$filter=externalCode eq 'Base Salary'&\$select=externalCode&\$format=JSON

### Response

```
{
  "d": {
    "results": [
      {
        "__metadata": {
          "uri": "https://
<API-Server>/odata/v2/FOPayComponentGroup(externalCode='Base
Salary',startDate=datetime'1970-01-01T00:00:00')"
        },
        "externalCode": "Base Salary"
      }
    ]
  }
}
```

## Related Information

[SAP Business Accelerator Hub: FOPayComponentGroup](#) 



## 9.4.9.10 FOPayGrade

You can use this entity to define a pay level for employees. A pay grade generally relates to a pay range.

### HRIS Element Information

```
HRIS Element ID: payGrade
Business Keys: externalCode + startDate
Effective-date:true
Foundation Type:true
Person Entity Element:false
Supports Incremental Load:true
Supports NO_OVERWRITE: true
Supports MCPD: false
```

### Supported Operations

Operation	Description
Query	You can query a pay grade.
Upsert	You can create or update a pay grade.

### Properties and Navigation Properties

This section lists only the properties and navigation properties that require special business logic, permission, or other additional information. For more information, refer to the API dictionary in [Admin Center](#) [API Center](#) [OData API Data Dictionary](#) or the API metadata using query: `https://<api-server>/odata/v2/<Entity>/$metadata`.

Property	Description
paygradeLevel	You can use a number to define the level of the pay grade.

### Use Case: Get the Pay Grade for Grade One

#### Request

Operation	Query
HTTP Method	GET

URI

```
https://<API-Server>/odata/v2/FOPayGrade?
$filter=status eq 'A' and externalCode eq
'GR-1'&$format=JSON
```

## Response

```
{
  "d": {
    "results": [
      {
        "__metadata": {
          "uri": "https://<API-Server>/odata/v2/
FOPayGrade(externalCode='GR-1',startDate=datetime'1990-01-01T00:00:00') "
        },
        "startDate": "/Date(631152000000)/",
        "externalCode": "GR-1",
        "createdOn": "/Date(1320750704000)/",
        "createdBy": "admin",
        "status": "A",
        "description": null,
        "paygradeLevel": "1",
        "name": "Salary Grade 1",
        "lastModifiedBy": "admin",
        "createdDateTime": "/Date(1320768704000+0000)/",
        "endDate": "/Date(253402214400000)/",
        "lastModifiedOn": "/Date(1320750704000)/",
        "lastModifiedDateTime": "/Date(1320768704000+0000)/"
      }
    ]
  }
}
```

## Related Information

[SAP Business Accelerator Hub: FOPayGrade](#)

### 9.4.9.11 FOPayRange

You can use this entity to define a pay range for a particular pay grade. A pay range can be used to calculate compa ratio and range penetration.

## HRIS Element Information

```
HRIS Element ID: payRange
Business Keys: externalCode + startDate
Effective-date:true
Foundation Type:true
Person Entity Element:false
Supports Incremental Load: true
Supports NO_OVERWRITE: yes
```

Supports MCPD: false

## Supported Operations

Operation	Description
Query	You can query a pay range.
Upsert	You can create or update a pay range.

## Properties and Navigation Properties

This section lists only the properties and navigation properties that require special business logic, permission, or other additional information. For more information, refer to the API dictionary in [Admin Center](#) [API Center](#) [OData API Data Dictionary](#) or the API metadata using query: `https://<api-server>/odata/v2/<Entity>/$metadata`.

## Use Case: Get the Pay Range with External Code

### Request

Operation	Query
HTTP Method	GET
URI	<code>https://&lt;API-Server&gt;/odata/v2/FOPayRange?\$filter=status eq 'A' and externalCode eq 'PR-1-EU'&amp;\$format=JSON</code>

### Response

```
{
  "d": {
    "results": [
      {
        "__metadata": {
          "uri": "https://<API-Server>/odata/v2/FOPayRange(externalCode='PR-1-EU',startDate=datetime'1990-01-01T00:00:00')",
        },
        "startDate": "/Date(631152000000)/",
        "externalCode": "PR-1-EU",
        "minimumPay": "7146",
        "status": "A",
        "endDate": "/Date(2534022144000000)/",
        "lastModifiedOn": "/Date(1311238423000)/",
        "lastModifiedDate": "/Date(1311252823000+0000)/",
        "midPoint": "10718.5",
        "companyFlx": null,
        "currency": "USD",
      }
    ]
  }
}
```

```

    "createdOn": "/Date(1300225256000)/",
    "createdBy": "admin",
    "payGradeFlx": "GR-12",
    "geozoneFlx": "EMEA",
    "description": null,
    "frequencyCode": "ANN",
    "name": "Pay Range 1-3",
    "createdDateTime": "/Date(1300239656000+0000)/",
    "lastModifiedBy": "admin",
    "maximumPay": "14291",
    "geozoneFlxNav": {
      "__deferred": {
        "uri": "https://<API-Server>/odata/v2/FOPayRange(externalCode='PR-1-
        EU',startDate=datetime'1990-01-01T00:00:00')/geozoneFlxNav"
      }
    },
    "frequencyCodeNav": {
      "__deferred": {
        "uri": "https://<API-Server>/odata/v2/FOPayRange(externalCode='PR-1-
        EU',startDate=datetime'1990-01-01T00:00:00')/frequencyCodeNav"
      }
    },
    "payGradeFlxNav": {
      "__deferred": {
        "uri": "https://<API-Server>/odata/v2/FOPayRange(externalCode='PR-1-
        EU',startDate=datetime'1990-01-01T00:00:00')/payGradeFlxNav"
      }
    },
    "companyFlxNav": {
      "__deferred": {
        "uri": "<API-Server>/odata/v2/FOPayRange(externalCode='PR-1-
        EU',startDate=datetime'1990-01-01T00:00:00')/companyFlxNav"
      }
    }
  }
]
}

```

## Related Information

[SAP Business Accelerator Hub: FOPayRange](#)

### 9.4.9.12 FOWfConfig

This entity contains workflow configuration information, such as role and type of the workflow approver. .

## HRIS element information

HRIS Element ID: wfConfig

```

Business Keys: externalCode
Effective-date:false
Foundation Type:true
Person Entity Element:false
Supports Incremental Load:true
Supports NO_OVERWRITE: false
Supports MCPD: false

```

## Supported Operations

Operation	Description
Query	You can query the workflow configuration information.
Upsert	You can create or update the workflow configuration information.

## Properties and Navigation Properties

This section lists only the properties and navigation properties that require special business logic, permission, or other additional information. For more information, refer to the API dictionary in [Admin Center](#) [API Center](#) [OData API Data Dictionary](#) or the API metadata using query: `https://<api-server>/odata/v2/<Entity>/$metadata`.

Property	Description
approverType	The type of the approver of the workflow step.  For more information about workflow approvers, see <a href="#">Workflow Participant Types</a> .
approverRole	The role of the approver of the workflow step.  For more information about workflow approvers, see <a href="#">Workflow Participant Types</a> .
actionType	Specifies how approvers are allowed to change content of a workflow transaction: <ul style="list-style-type: none"> <li>• <a href="#">No Edit</a> Approvers do not have in-flight editing capability.</li> <li>• <a href="#">Edit with Route Change</a> Approvers can edit a workflow and the workflow route will be recalculated when they submit the request.</li> <li>• <a href="#">Edit without Route Change</a> Approvers can edit a workflow but the workflow route will not be recalculated when they submit the request.</li> <li>• <a href="#">Edit Attachments Only</a> Approver can only edit the attachments of the workflow.</li> </ul>

Property	Description
isDelegateSupported	You can set this property to <b>Yes</b> or <b>No</b> to enable or disable manual delegation or auto delegation of workflows.
skipType	You can defines how the system react when there is an empty position or dynamic group. Possible values are <b>Stop the Workflow</b> and <b>Skip this Step</b> .
applicationScenario	Indicates a business scenario where the workflow will be used.  You can use this property as a filter if the Application Scenario field is added to the corporate data model template and its visibility is set to both.

## Use Case: Get All the Workflow Configuration Information by External Code

### Request

Operation	Query
HTTP Method	GET
URI	https://<API-Server>/odata/v2/FOWfConfig?\$filter=externalCode eq 'GRT_TEST'&\$format=JSON

### Response

```
{
  "d": {
    "results": [
      {
        "__metadata": {
          "uri": "https://<API-Server>/odata/v2/FOWfConfig('GRT_TEST')",
          "type": "SFOData.FOWfConfig"
        },
        "externalCode": "GRT_TEST",
        "createdOn": "/Date(1379578155000)/",
        "futureDatedAlternateWorkflow": null,
        "createdBy": "admin",
        "description": "GRT_TEST",
        "name": "GRT_TEST",
        "lastModifiedBy": "admin",
        "createdDateTime": "/Date(1379592555000+0000)/",
        "lastModifiedOn": "/Date(1379578155000)/",
        "lastModifiedDateTime": "/Date(1379592555000+0000)/",
        "futureDatedAlternateWorkflowNav": {
          "__deferred": {
            "uri": "https://<API-Server>/odata/v2/FOWfConfig('GRT_TEST')/futureDatedAlternateWorkflowNav"
          }
        }
      }
    ]
  }
}
```

## Related Information

[SAP Business Accelerator Hub: FOWfConfig](#)

### 9.4.9.13 FOWfConfigStepApprover

This entity contains information of step approver in a workflow.

## Supported Operations

Operation	Description
Query	You can get the information of approver for a workflow step.

## Properties and Navigation Properties

This section lists only the properties and navigation properties that require special business logic, permission, or other additional information. For more information, refer to the API dictionary in [Admin Center](#) [API Center](#) [OData API Data Dictionary](#) or the API metadata using query: `https://<api-server>/odata/v2/<Entity>/$metadata`.

Property	Description
externalCode	Business key.
stepNum	Business key. The order of the step in a workflow.
approverType	The type of the approver of the workflow step. For more information about workflow approvers, see <a href="#">Workflow Participant Types</a> .
approverRole	The role of the approver of the workflow step. For more information about workflow approvers, see <a href="#">Workflow Participant Types</a> .

Property	Description
actionType	<p>Specifies how approvers are allowed to change content of a workflow transaction:</p> <ul style="list-style-type: none"> <li>• <i>No Edit</i> Approvers do not have in-flight editing capability.</li> <li>• <i>Edit with Route Change</i> Approvers can edit a workflow and the workflow route will be recalculated when they submit the request.</li> <li>• <i>Edit without Route Change</i> Approvers can edit a workflow but the workflow route will not be recalculated when they submit the request.</li> <li>• <i>Edit Attachments Only</i> Approver can only edit the attachments of the workflow.</li> </ul>
skipType	<p>Determines how the system react when there is an empty position or dynamic group. Possible values are <b>Stop the Workflow</b> and <b>Skip this Step</b>.</p>
relationshipToApprover	<p>Specifies whether the approver is determined based on the subject user of the workflow (employee) or the workflow initiator. It is relevant only for approver types Role and Position Relationship. For more information about how it works with these two approver types, see <a href="#">Workflow Participant Types</a>.</p>

## Use Case: Get the Approver Information of the First Step in the Leave of Absence Workflow

### Request

Operation	Query
HTTP Method	GET
URI	<pre>https://&lt;API-Server&gt;/odata/v2/ FOWfConfigStepApprover? \$filter=externalCode eq 'LOA' and stepNum eq 1&amp;\$format=JSON</pre>

### Response

```
{
  "d": {
    "results": [
      {
        "__metadata": {
          "uri": "https://<API-Server>/odata/v2/
FOWfConfigStepApprover(externalCode='LOA',stepNum=1L)",
          "type": "SFOData.FOWfConfigStepApprover"
        },
        "externalCode": "LOA",
        "stepNum": "1",
      }
    ]
  }
}
```



```

    "lastModifiedDate": "/Date(1440443609000+0000)/",
    "lastModifiedBy": "adminldr",
    "createdDateTime": "/Date(1440443609000+0000)/",
    "relationshipToApprover": null,
    "respectRBP": false,
    "actionType": "NO_EDIT",
    "emailConfiguration": null,
    "createdBy": "adminldr",
    "approverPositionRelationship": null,
    "context": null,
    "skipType": "SKIP",
    "approverRole": null,
    "approverType": "DYNAMIC_GROUP",
    "relationshipToPosition": null,
    "approverDynamicRoleNav": {
      "__deferred": {
        "uri": "https://<API-Server>/odata/v2/
FOWfConfigStepApprover(externalCode='LOA',stepNum=1L)/approverDynamicRoleNav"
      }
    },
    "approverGroupNav": {
      "__deferred": {
        "uri": "https://<API-Server>/odata/v2/
FOWfConfigStepApprover(externalCode='LOA',stepNum=1L)/approverGroupNav"
      }
    },
    "approverPositionNav": {
      "__deferred": {
        "uri": "https://<API-Server>/odata/v2/
FOWfConfigStepApprover(externalCode='LOA',stepNum=1L)/approverPositionNav"
      }
    }
  }
}
]
}
}

```

## Additional Information

You can either query this entity directly as described above or via \$expand=wfStepApproverNav from FOWfConfig.

## Related Information

[SAP Business Accelerator Hub: FOWfConfigStepApprover](#)

### 9.4.9.14 Working with Migrated Foundation Objects (MDF FOs)

Contains information on working with FO (Foundation Objects) that have been migrated to MDF (Metadata Framework)

As part of the phased migration of Foundation Objects (FO) to Metadata Framework (MDF), the FOs Cost Center, Business Unit, Division, Department, Legal Entity, Job Classification, Job Function, Job Family, Pay Group, and PayCalendar have been migrated. After migration, these FOs are now Generic Objects.

For these newly created GOs, you can influence the way the fields behave in API queries. For example, if Division was not mapped, it would be displayed as any other MDF OData source, and you would still have the field *effectiveStartDate* in the API query. In element field mapping, *effectiveStartDate* is mapped to the HRIS element ID *start-date*. Here, we are telling the system that the original field name for *effectiveStartDate* is *startdate*. Likewise, *effectiveStatus* is mapped to *status*, *cust\_string1* is mapped to *custom\_string1*, *cust\_string2* is mapped to *custom\_string2*, and so on.

Let's see how it works for the various fields. The system searches the object definition and then the element type map. If there is a mapping in the Element Type Map (see *Element Field Map for EC Migration* section), it displays the field name from the map. For example, you define a new custom field called *cust\_string7*.

**Object Definition: Division (Division)**

- \* Code Division
- \* Effective Dating Basic
- API Visibility Not Visible
- \* Status Active
- MDF Version History Delete History
- Label Division
- Subject User Field
- Workflow Routing
- Pending Data Yes
- Todo Category Generic Object Change Requests

Name	Database Field Name	Maximum Length	Data Type	(16) More
effectiveStartDate	effectiveStartDate	255	Date	<a href="#">Details</a>
mdfSystemEntityId	entityId	255	String	<a href="#">Details</a>
mdfSystemRecordId	recordId	255	String	<a href="#">Details</a>
mdfSystemObjectType	objectType	255	String	<a href="#">Details</a>
mdfSystemProxyUser	proxyUser	255	String	<a href="#">Details</a>
mdfSystemRecordStatus	recordStatusStr	255	Enum	<a href="#">Details</a>
mdfSystemTransactionSequence	transactionSequence	255	Number	<a href="#">Details</a>
mdfSystemVersionId	versionId	255	Number	<a href="#">Details</a>
externalCode	externalCode	32	String	<a href="#">Details</a>
name	externalName	32	Translatable	<a href="#">Details</a>
description	sfFields.sfField1	128	Translatable	<a href="#">Details</a>
effectiveStatus	effectiveStatusStr	255	Enum	<a href="#">Details</a>
effectiveEndDate	effectiveEndDate	255	Date	<a href="#">Details</a>
headOfUnit	sfFields.sfField2	255	User	<a href="#">Details</a>
parentDivision	sfFields.sfField3	255	Generic Object	<a href="#">Details</a>
cust_string2	customFields.customField1		Foundation Object	<a href="#">Details</a>
cust_string3	customFields.customField2		User	<a href="#">Details</a>
cust_string4	customFields.customField3		Picklist	<a href="#">Details</a>
cust_string5	customFields.customField4		Generic Object	<a href="#">Details</a>
cust_string6	customFields.customField5	45	String	<a href="#">Details</a>
<b>cust_string7</b>	<b>customFields.customField6</b>	<b>45</b>	<b>String</b>	<a href="#">Details</a>
cust_date1	customFields.customField7		Date	<a href="#">Details</a>

You can map *cust\_string7* to *custom-string7* now. Hence, the field will be available in OData as *custom-string7*. If you do not map it, it will appear with the same name as in MDF definition. However, if it is mapped in the Element Type mapping, it will appear under the element map name.

Element Type Map for EC Migration: Division (division) Take Action ▾

\* HRIS Element ID **division**  
 Country Code for Country Specific Object  
 GO Object Type **Division**

Element Field Map for EC Migration

HRIS Field Name	GO Field Name
created-on	createdDate
created-by	createdBy
last-modified-on	lastModifiedDate
last-modified-by	lastModifiedBy
externalCode	externalCode
name	name
start-date	effectiveStartDate
end-date	effectiveEndDate
description	description
status	effectiveStatus
headOfUnit	headOfUnit
parent	parentDivision
custom-string2	cust_string2
custom-string3	cust_string3
custom-string4	cust_string4
custom-string5	cust_string5
custom-string6	cust_string6
custom-string7	cust_string7
custom-date1	cust_date1
custom-date2	cust_date2
custom-long1	cust_long1

There are a few special handlings. In object definition, if you map a field that is translatable, for example, name or description, the behavior is the same as it was earlier. You will also have the field with the element map name. Additionally, you will have this field with the suffix for the language.

You have a picklist field and now you define a field in the object definition, for example, *cust\_string4* is mapped to *custom-string4*.

Now you will have four attributes in OData. This entry means that you will have the following four fields:

- *cust\_string4* (external code of picklist option)
- *customString4* (ECV2 option ID of picklist option)
- *cust\_string4Nav* (navigation to MDF picklist option)
- *customString4Nav* (navigation to ECV2 picklist option)

The *cust\_string4* and *cust\_string4Nav* coming from the MDF object definition will be available even if you do not have an entry in the element type map.

If the element type map does not have *cust\_string4*, that is, if it is not mapped there, you still have the *cust\_string4* and *cust\_string4Nav*

The *customString4* field contains the optionID of picklist option from ECV2. The *customString4Nav* field provides navigation to the old ECV2 picklist option. If you do not have an element type map, a default mapping is made available.

To delete a *cust\_string*, select **Take Action > Make Correction**, and delete *cust\_string4*.

The two extra fields will not be available now since there is no mapping.

## Translations in OData API

Before the migration, migrated FOs exposed language-independent texts for *Name* and *Description*. In addition, it provided two links to FOTranslation to find the language-dependent texts for both fields. For example, the OData entities FOJobFunction and FOPayGroup provided the navigation attributes `nameTranslationNav` and `descriptionTranslationNav` to FOTranslation, if the translation of FOs is activated in Provisioning.

### → Remember

As a customer, you don't have access to Provisioning. To complete tasks in Provisioning, contact your implementation partner or Account Executive. For any non-implementation tasks, contact Product Support.

After the migration, *Name* and *Description* will still be available for migrated FOs, to expose language-independent texts. In addition, the two navigation attributes will also be available. However, they will not be really linked to FOTranslation, but will always return an empty value. So the language-dependent texts will be integrated as additional attributes into the migrated FO Odata entity (for example FOJobFunction, FOPayGroup) in the standard MDF way.

Here is the work-around:

If you are not using FOTranslation for migrated FOs, de-select the FOTranslation navigation in Boomi. In case you are using FOTranslation for migrated FOs, you need to adapt the UI.

## 9.4.9.14.1 Basic Tasks

### 9.4.9.14.1.1 Viewing the Element Type Mapping

The element type mapping shows the mapping between HRIS field names and field names for the GOs. The steps to view the element type mapping for a migrated Foundation Object are described here

1. Navigate to *Admin Center*.
2. In the Tools Search field, enter **Manage Data**. The *Manage Data* page is displayed.
3. In the *Search* field, select *Element Type Map for EC Migration*.
4. Select the Foundation Object for which the mapping information is required. Now, the element map is available.

#### 📌 Note

Not everyone can view the element Element Type Mapping. Grant the relevant permissions in [User Permissions](#) > [Miscellaneous Permissions](#) as follows:

- Element Type Map for EC Migration: Select View, Edit, Import/Export
- Element Type Map for EC Migration. Element Association Map for EC Migration (Element Association Map for EC Migration): Select View, Correct, Adjust Order, Delete, Import/Export
- Element Type Map for EC Migration. Element Field Map for EC Migration (Element Field Map for EC Migration): Select View, Correct, Adjust Order, Delete, Import/Export
- Element Type Map for EC Migration to EC2MDFElement FieldLocalizationMap (Element Localization Map for EC Migration): Select View, Correct, Adjust Order, Delete, Import/Export

## 9.4.9.14.1.2 Viewing the Object Definition

Describes how to view the object definition

1. Navigate to [Admin Center](#).
2. In the Tools Search field, type **Configure Object Definitions**. The [Configure Object Definitions](#) page is displayed.
3. From the [Search](#) dropdown, select [Object Definition](#).
4. Select the Foundation Object for which the information is required.

## 9.4.9.14.2 Associations

Let's say, in the object definition you have an association defined. The association is called [cust\\_toLegalEntity](#) and the definition is called [Legal Entity](#). In the Element Type map (under [Element Association Map for EC Migration](#) section), you have the association name [cust\\_toLegalEntity](#), which is mapped to HRIS destination entity [company](#). This association is handled in the same way as an association for an FO is defined in the Corporate Data Model. This means that you have the fields [companyFlx](#) and [companyFlxNav](#) in OData object definition. These fields will be available only if the association defined in the object definition is added to the Association Element Type map.

For GO associations, if the field is not in the association mapping, you will only have the field that has the same name as the association, for example, [cust\\_toLegalEntity](#). This field can be queried and upserted. If this field is added to the element association map, you will have the fields [companyFlxNav](#) and [companyFlx](#) for query and upsert respectively.

If you want to add an association or a field, and want the field to behave in the same way as before the migration, you must manually adjust the mapping objects.

## 9.4.9.14.3 Country/region-Specific Fields

Country/region-specific fields are fields of an object that are only relevant for specific countries or regions. For example, for legal entities in the US, you have to specify a Federal Reserve Bank ID, which is not relevant for legal entities in other countries or regions.

The only migrated FOs, which have country/region-specific fields, are Legal Entity (company) and Job Classification (jobCode).

In OData (as well as the MDF object model), these fields are not stored directly in the main entity (FO Company or FO Job Code). Instead, they are part of additional country/region-specific entities (see the sections [LegalEntity<Country/region>](#) and [JobClassification<Country/region>](#)). These country/region-specific entities can be reached from the main entity using navigation attributes.

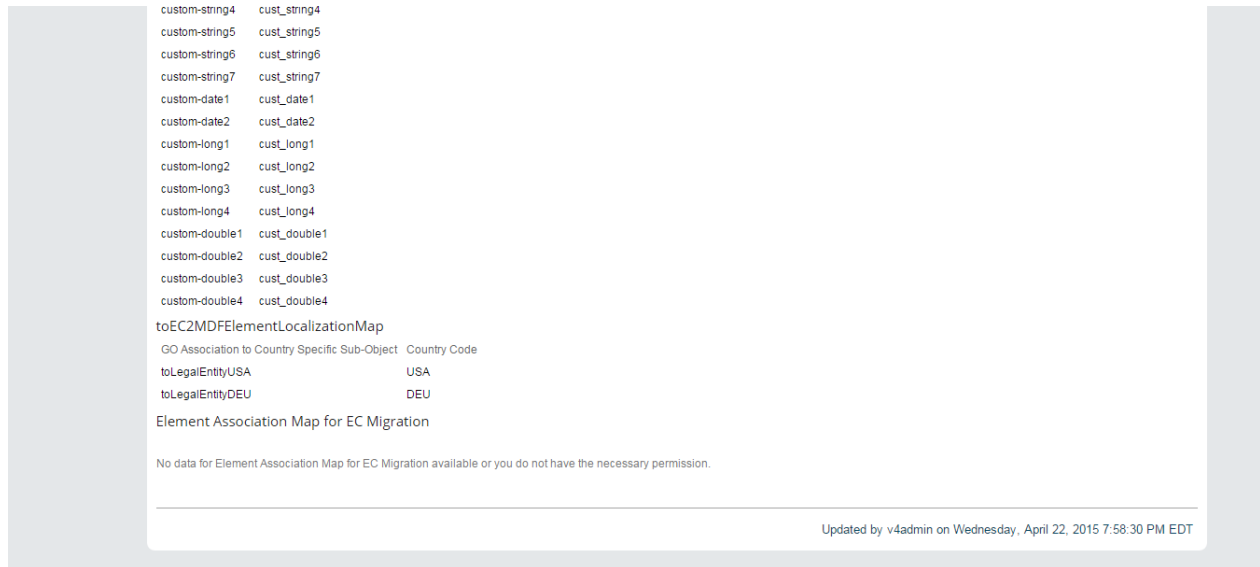
Points to note:

- For `FOCompany`, the navigation attributes for the delivered country or region specializations follow the naming conventions `toLegalEntity<Country/region>` (see the section [FOCompany](#)).
- For `FOJobCode`, there is an intermediate entity `JobClassificationCountry` (see section [JobClassificationCountry](#)).

So for example, you can reach the France-specific fields of a job classification along the path `FOJobCode/toJobClassificationCountry/toJobClassificationFRA`.

These navigation attributes and entity names differ from the legacy names. To ensure backward compatibility, you can activate the old behavior for individual countries or regions by maintaining the localization map in the element type map.

The following is an example of the element type map of Legal Entity (company):



Here, the localization map is maintained for two countries (USA and Germany). The effect of this is that, for these two countries, additional navigation attributes and target entities will be available in addition to the standard navigation attributes and entities described above. For USA, the effects are as follows:

- In addition to the standard entity `LegalEntityUSA`, there will be the backward-compatible entity `FOLegalEntityLocalUSA`. This means that the MDF object `LegalEntityUSA` has two different OData representations.
- In addition to the standard navigation attribute `toLegalEntityUSA` (with a target `LegalEntityUSA`), there is a navigation attribute `localNavUSA` (with a target `FOLegalEntityLocalUSA`).

Similarly, if you maintain the localization map for USA in the element type map of Job Classification (`jobCode`), the effects are as follows:

- In addition to the standard entity `JobClassificationUSA`, there will be the backward-compatible entity `FOJobCodeLocalUSA`. These are different representations of the same MDF object `JobClassificationUSA`.
- In addition to the standard navigation chain `toJobClassificationCountry/toJobClassificationUSA` (with target `JobClassificationUSA`), there is a shortcut navigation attribute called `localNavUSA` (with target `FOJobClassLocalUSA`).

If you do not maintain an element type map, you have the following localization mapping that is used (as a fall back):

For Legal Entity (company)

GO Association	Country/Region
<code>toLegalEntityARG</code>	ARG

GO Association	Country/Region
toLegalEntityDEU	DEU
toLegalEntityESP	ESP
toLegalEntityFRA	FRA
toLegalEntityUSA	USA

For Job Classification (jobCode)

GO Association	Country/Region
toJobClassificationCountry.toJobClassificationAUS	AUS
toJobClassificationCountry.toJobClassificationBRA	BRA
toJobClassificationCountry.toJobClassificationCAN	CAN
toJobClassificationCountry.toJobClassificationFRA	FRA
toJobClassificationCountry.toJobClassificationGBR	GBR
toJobClassificationCountry.toJobClassificationITA	ITA
toJobClassificationCountry.toJobClassificationUSA	USA

To add country/region-specific fields for a new country or region, refer to the section *Adding Country/region-Specific Fields for a New Country or Region*.

If you need the backward-compatible OData representation for a country added in this way, you must do the following:

- Maintain an entry in the localization map of the host element type map.  
For this, you must add the association name for the new country or region and the ISO country code for it.
- Create an element type map for the new MDF object that you have created.  
If you want to map the new country/region-specific fields to the legacy field names (for example, genericString1), you must maintain an element field map.

In the example for India (as in section *Adding Country/region-Specific Fields for a New Country or Region*), you must add the following:

- Localization Map of the Element Type Map of LegalEntity (company)
  - Association name: cust\_toLegalEntityIND
  - Country: ITA
- Element Type Map for the new object cust\_LegalEntityIND
  - HRIS element ID: legalEntityLocal#IND
  - Country code for country-specific object: IND
  - GO object type: cust\_LegalEntityIND

[Adding Country/Region-Specific Fields for a New Country or Region \(For Legal Entity\) \[page 800\]](#)

### 9.4.9.14.3.1 Adding Country/Region-Specific Fields for a New Country or Region (For Legal Entity)

Assume that you want to add country/region-specific fields for a new country or region, let us take India for example. You need to follow these steps:

1. Create a new MDF object that holds the country/region-specific fields.
2. Assign this new object as a child object to LegalEntity.

**Parent topic:** [Country/region-Specific Fields \[page 797\]](#)

#### Related Information

[Adding Country/Region-Specific Fields for a New Country or Region \(For Job Classification\) \[page 805\]](#)

#### 9.4.9.14.3.1.1 Step 1: Create a New MDF Object for the Country/Region-Specific Fields

#### Procedure

1. Navigate to the *Admin Center*.
2. In the Tools Search field, type **Configure Object Definitions**. The *Configure Object Definitions* page is displayed.
3. From the *Create New* dropdown, select *Object Definition*.
4. In the *Code* field, specify a code for the new object. It is recommended that you follow this naming convention: **cust\_LegalEntity<Country Code>**. So, for this example, let's specify the code as **cust\_LegalEntityIND**.
5. From the *Effective Dating* dropdown, select *From Parent*.
6. In the *Label* field, specify a unique name. For this example, let's specify **Legal Entity India**.
7. Set *API Visibility* to *Editable*.
8. In the *Fields* section, click *Details* against *externalCode*.
9. Change the *externalCode* data type to *Number* and set its *Visibility* to *Not Visible*.



## Details

Name **externalCode**

Database Field Name **externalCode**

Maximum Length **128**

Data Type **Number**

Valid Values Source

Hide Old Value **No**

Decimal Precision

Include Inactive Users **No**

UI Field Renderer

Transient **No**

Help Text

Private or Sensitive Information **No**


Show Trailing Zeros **No**

Default Value **1**

Required **No**

Visibility **Not Visible**

Status **Active**

Label **externalCode** 

Cascade **None**

### Rules

External Code

### Field Criteria

Source Field Name   Destination Field Value   defaultDestinationValue   status

Done

10. Set *Default Value* to **1**.
11. Click [Done](#) to go back to the previous page.
12. Specify settings for the *externalName* field. Click [Details](#) next to *externalName*.
13. Set the *externalName* field visibility to **Not Visible**.

### Details

\* Name

\* Database Field Name

Maximum Length

\* Data Type

Valid Values Source

Hide Old Value

Decimal Precision

Include Inactive Users

UI Field Renderer

Transient

Help Text

Private or Sensitive Information

Show Trailing Zeros

Required

\* Visibility

\* Status

Label

### Rules

\* External Code

**Done**

14. Define the custom fields. For this example, we will add a string type field by the name of *cust\_IndiaField1*.
15. Add a label. This will be displayed on the UI.
16. Click [Save](#). This will add a number of pre-defined MDF fields.

## Object Definition: Legal Entity India (cust\_LegalEntityIND)

* Code	cust_LegalEntityIND
* Effective Dating	From Parent
API Visibility	Not Visible
* Status	Active
MDF Version History	No Selection
Label	Legal Entity India 
Subject User Field	
Workflow Routing	
Pending Data	No
Todo Category	Generic Object Change Requests

### Fields

Name	Database Field Name	Maximum Length	Data Type	(16) More
externalCode	externalCode	128	Auto Number	<a href="#">Details</a>
externalName	externalName	128	String	<a href="#">Details</a>
mdfSystemEffectiveStartDate	effectiveStartDate	255	Date	<a href="#">Details</a>
mdfSystemInternalCode	internalCode	255	Number	<a href="#">Details</a>
mdfSystemEntityId	entityId	255	String	<a href="#">Details</a>
mdfSystemRecordId	recordId	255	String	<a href="#">Details</a>
mdfSystemStatus	effectiveStatusStr	255	Enum	<a href="#">Details</a>
mdfSystemObjectType	objectType	255	String	<a href="#">Details</a>
mdfSystemId	id	255	Number	<a href="#">Details</a>
mdfSystemCreatedBy	createdBy	255	String	<a href="#">Details</a>
mdfSystemCreatedDate	createdDate	255	DateTime	<a href="#">Details</a>
mdfSystemLastModifiedBy	lastModifiedBy	255	String	<a href="#">Details</a>
mdfSystemLastModifiedDate	lastModifiedDate	255	DateTime	<a href="#">Details</a>
mdfSystemProxyUser	proxyUser	255	String	<a href="#">Details</a>
mdfSystemRecordStatus	recordStatusStr	255	Enum	<a href="#">Details</a>
mdfSystemEffectiveEndDate	effectiveEndDate	255	Date	<a href="#">Details</a>
mdfSystemTransactionSequence	transactionSequence	255	Number	<a href="#">Details</a>
mdfSystemVersionId	versionId	255	Number	<a href="#">Details</a>
parent	parent		Generic Object	<a href="#">Details</a>
cust_indiaField1	sfFields.sfField1	255	String	<a href="#">Details</a>

## 9.4.9.14.3.1.2 Step 2: Assign the New Object to Legal Entity

To assign the new country or region object to Legal Entity, the steps are as follows:

### Procedure

1. Navigate to the [Admin Center](#).
2. In the Tools Search field, type **Configure Object Definitions**. The [Configure Object Definitions](#) page is displayed.
3. From the [Search](#) dropdown, select [Object Definition](#).
4. Select [LegalEntity](#) from the field next to it.
5. Select **Take Action > Make Correction**.
6. Scroll down to the associations section and add a new association. We suggest following this naming convention: **cust\_toLegalEntity<CountryCode>**. Following this naming convention, let's specify the name as **cust\_toLegalEntityIND**.
  1. Multiplicity: One to One
  2. Destination Object: your newly created object (for example, Legal Entity India)
  3. Type: Composite
  4. Details:
    1. Condition fieldID: countryOfRegistration.code
    2. Condition Values: <Country Code>, in our example: IND

### Details

\* Name

\* Multiplicity

\* Destination Object

\* Type

Destination Object Column

Source Object Column

isTransient

Required

\* Visibility

\* Status

Label

#### fieldCriteria

* Source Field Name	Destination Field Value	defaultDestinationValue	* status
<input type="text" value="Click or focus to edit"/>	<input type="text" value="Click or focus to edit"/>	<input type="text" value="Click or focus to edit"/>	<input type="text" value="Active"/>

condition

\* fieldId

#### conditionValues

\* value

<input type="text" value="IND"/>	<input type="text" value="Click or focus to edit"/>
----------------------------------	---

7. Click *Done* to save your changes.

### 9.4.9.14.3.2 Adding Country/Region-Specific Fields for a New Country or Region (For Job Classification)

Assume that you want to add country/region-specific fields for a new country or region, let us take Spain for example. You need to follow these steps:

1. Create a new MDF object that holds the country/region-specific fields.
2. Assign this new object as a child object to `JobClassificationCountry`.

Parent topic: [Country/region-Specific Fields \[page 797\]](#)

## Related Information

[Adding Country/Region-Specific Fields for a New Country or Region \(For Legal Entity\) \[page 800\]](#)

### 9.4.9.14.3.2.1 Step 1: Create a New MDF Object for the Country/Region-Specific Fields

#### Procedure

1. Navigate to the [Admin Center](#).
2. In the Tools Search field, type **Configure Object Definitions**. The [Configure Object Definitions](#) page is displayed.
3. From the [Create New](#) dropdown, select [Object Definition](#).
4. In the [Code](#) field, specify a code for the new object. It is recommended that you follow this naming convention: **cust\_JobClassification<Country Code>**. So, for this example, let's specify the code as **cust\_JobClassificationESP**.
5. From the [Effective Dating](#) dropdown, select [From Parent](#).
6. In the [Label](#) field, specify a unique name. For this example, let's specify **Job Classification Spain**.
7. Set [API Visibility](#) to [Editable](#).
8. In the [Fields](#) section, click [Details](#) against [externalCode](#).
9. Change the [externalCode](#) data type to [Number](#) and set its [Visibility](#) to [Not Visible](#).

## Details

Name **externalCode**

Database Field Name **externalCode**

Maximum Length **128**

Data Type **Number**

Valid Values Source

Hide Old Value **No**

Decimal Precision

Include Inactive Users **No**

UI Field Renderer

Transient **No**

Help Text

Private or Sensitive Information **No**


Show Trailing Zeros **No**

Default Value **1**

Required **No**

Visibility **Not Visible**

Status **Active**

Label **externalCode** 

Cascade **None**

### Rules

External Code

### Field Criteria

Source Field Name   Destination Field Value   defaultDestinationValue   status

Done

10. Set *Default Value* to **1**.
11. Click *Done* to go back to the previous page.
12. We will now specify settings for the *externalName* field. Click *Details* next to *externalName*.
13. Set the *externalName* field visibility to *Not Visible*.

### Details

\* Name

\* Database Field Name

Maximum Length

\* Data Type

Valid Values Source

Hide Old Value

Decimal Precision

Include Inactive Users

UI Field Renderer

Transient

Help Text

Private or Sensitive Information

Show Trailing Zeros

Required

\* Visibility

\* Status

Label

### Rules


\* External Code

**Done**

14. Define the custom fields. For this example, we will add a string type field by the name of *cust\_spain1*.
15. Add a label. This will be displayed on the UI.
16. Click [Save](#). This will add a number of pre-defined MDF fields.



## Object Definition: Job Classification Spain (cust\_JobClassificationESP)

\* Code **cust\_JobClassificationESP**  
 \* Effective Dating **From Parent**  
 API Visibility **Editable**  
 \* Status **Active**  
 MDF Version History **No Selection**  
 defaultScreen  
 Label **Job Classification Spain**   
 Subject User Field  
 Workflow Routing  
 Pending Data **Yes**  
 Todo Category **Generic Object Change Requests**

### Fields

Name	Database Field Name	Maximum Length	Data Type	<a href="#">(18) More</a>
externalCode	externalCode	128	Number	<a href="#">Details</a>
cust_spain1	sfFields.sfField1	255	String	<a href="#">Details</a>
mdfSystemEffectiveStartDate	effectiveStartDate	255	Date	<a href="#">Details</a>
mdfSystemInternalCode	internalCode	255	Number	<a href="#">Details</a>
mdfSystemEntityId	entityId	255	String	<a href="#">Details</a>
mdfSystemRecordId	recordId	255	String	<a href="#">Details</a>
mdfSystemStatus	effectiveStatusStr	255	Enum	<a href="#">Details</a>
mdfSystemObjectType	objectType	255	String	<a href="#">Details</a>
mdfSystemId	id	255	Number	<a href="#">Details</a>
mdfSystemCreatedBy	createdBy	255	String	<a href="#">Details</a>
mdfSystemCreatedDate	createdDate	255	DateTime	<a href="#">Details</a>
mdfSystemLastModifiedBy	lastModifiedBy	255	String	<a href="#">Details</a>
mdfSystemLastModifiedDate	lastModifiedDate	255	DateTime	<a href="#">Details</a>
mdfSystemProxyUser	proxyUser	255	String	<a href="#">Details</a>
mdfSystemRecordStatus	recordStatusStr	255	Enum	<a href="#">Details</a>
mdfSystemEffectiveEndDate	effectiveEndDate	255	Date	<a href="#">Details</a>
mdfSystemTransactionSequence	transactionSequence	255	Number	<a href="#">Details</a>
mdfSystemVersionId	versionId	255	Number	<a href="#">Details</a>
parent	parent		Generic Object	<a href="#">Details</a>

## 9.4.9.14.3.2.2 Step 2: Assign the New Object to JobClassificationCountry

To assign the new country or region object to JobClassificationCountry, the steps are as follows:

### Procedure

1. Navigate to the [Admin Center](#).
2. In the Tools Search field, type **Configure Object Definitions**. The [Configure Object Definitions](#) page is displayed.
3. From the *Search* dropdown, select [Object Definition](#).
4. Select [JobClassificationCountry](#) from the field next to it.
5. Select **Take Action** > **Make Correction**.
6. Scroll down to the associations section and add a new association. We suggest following this naming convention: **cust\_toJobClassification<CountryCode>**. Following this naming convention, let's specify the name as **cust\_toJobClassificationESP**.
  1. Multiplicity: One to One
  2. Destination Object: your newly created object (for example, Job Classification Spain)
  3. Type: Composite
  4. Details:
    1. Condition fieldID: country.code
    2. Condition Values: <Country Code>, in our example: ESP

## Details

\* Name

\* Multiplicity

\* Destination Object

\* Type

Destination Object Column

Source Object Column

isTransient

Required

\* Visibility

\* Status

Label

Cascade

### fieldCriteria


* Source Field Name	Destination Field Value	defaultDestinationValue	* status
<input type="text" value="Click or focus to edit"/>	<input type="text" value="Click or focus to edit"/>	<input type="text" value="Click or focus to edit"/>	<b>Active</b>

### condition

\* fieldId

### conditionValues

\* value



**Done**

7. Click *Done* to save your changes.

## 9.4.9.14.4 Difference Between FO Upsert and MDF Upsert

Let's take an example. The FO Business Unit is associated to Legal Entity and you have an association to company 1. You do an upsert by specifying the start date and external code of the business unit. In this case, either the business unit is changed or a new one is created. Additionally, you list down the field that you want to change, for example, *companyFlx* for company 2 and a pipe-separated list of the association target for company 3. Now the existing association to company 1 is replaced and you have an association to company 2.

However, if you do an upsert through the MDF field *cust\_toLegalEntity*, and specify company 1 and company 2, you will have three associations. The upsert through the MDF field will only add or merge the existing ones.

Hence for example, Position will behave in the MDF way (merge behavior), and Job Classification, which is not on MDF, will behave in the other manner (replacement).

## 9.4.9.14.5 CurrencyExchangeRate

This entity contains information about currency conversions based on the MDF object Currency Exchange Rate.

An example of the usage is given below:

The source currency is 1 unit of USD and the target currency is 1 unit of CAD. The exchange rate shows how much of the target currency (CAD) is needed to purchase one unit of the source currency (USD). Therefore, if the exchange rate is 1.0950, it costs 1.0950 Canadian dollars to purchase 1 U.S. dollar.

The currency exchange rate type DEFAULT corresponds to the Compensation legacy currency conversion table ECT\_CONV\_TABLE. The currency exchange rate type is defined as a picklist.

### Object Information

```
MDF Object:CurrencyExchangeRate
Business Keys:sourceCurrency,targetCurrency,currencyExchangeRateType
Required
Fields:sourceCurrency,targetCurrency,effectiveStartDate,exchangeRate,currencyExchangeRateType
Full Purge:Yes
Incremental Purge:Yes
Effective-date:true
```

### Supported Operations

Operation	Description
Query	Query currency exchange rate information.
Upsert	Create or update currency exchange rate information.

Operation	Description
Insert	Insert currency exchange rate information.
Merge	Update currency exchange rate information.
Replace	Replace existing currency exchange rate information with new information.
Delete	Delete currency exchange rate information.

## Properties and Navigation Properties

This section lists only the properties and navigation properties that require special business logic, permission, or other additional information. For more information, refer to the API dictionary in [Admin Center > API Center > OData API Data Dictionary](#) or the API metadata using query: `https://<api-server>/odata/v2/<Entity>/$metadata`.

## Use Case 1: Query Currency Exchange Rate Records

### Request

Operation	Query
HTTP Method	GET
URI	<code>https://&lt;API-Server&gt;/odata/v2/CurrencyExchangeRate?\$format=json&amp;\$select=externalCode&amp;\$top=3</code>

### Response

```
{
  "d": {
    "results": [ {
      "__metadata": {
        "uri": "https://<API-Server>/odata/v2/CurrencyExchangeRate(effectiveStartDate=datetime'1900-01-01T00:00:00',externalCode='DEFAULT-ARS-MYR')",
        "type": "SFOData.CurrencyExchangeRate"
      },
      "externalCode": "DEFAULT-ARS-MYR"
    }, {
      "__metadata": {
        "uri": "https://<API-Server>/odata/v2/CurrencyExchangeRate(effectiveStartDate=datetime'1900-01-01T00:00:00',externalCode='DEFAULT-HKD-EUR')",
        "type": "SFOData.CurrencyExchangeRate"
      },
      "externalCode": "DEFAULT-HKD-EUR"
    }, {
      "__metadata": {
        "uri": "https://<API-Server>/odata/v2/CurrencyExchangeRate(effectiveStartDate=datetime'1900-01-01T00:00:00',externalCode='DEFAULT-HKD-SGD')",

```

```

        "type": "SFOData.CurrencyExchangeRate"
      },
      "externalCode": "DEFAULT-HKD-SGD"
    }
  ]
}

```

## Use Case 2: Get the Currency Exchange Rate USD to EUR

### Request

Operation	Query
HTTP Method	GET
URI	https://<API-Server>/odata/v2/ CurrencyExchangeRate(externalCode='DEFAULT-USD-EUR',effectiveStartDate=datetime'1900-01-01T00:00:00')?\$format=json

### Response

```

{
  "d": {
    "__metadata": {
      "uri": "https://<API-Server>/odata/v2/CurrencyExchangeRate(effectiveStartDate=datetime'1900-01-01T00:00:00',externalCode='DEFAULT-USD-EUR')",
      "type": "SFOData.CurrencyExchangeRate"
    },
    "effectiveStartDate": "\/Date(-2208988800000)\/",
    "externalCode": "DEFAULT-USD-EUR",
    "exchangeRate": "1.125",
    "targetCurrency": "EUR",
    "effectiveStatus": "A",
    "sourceCurrency": "USD",
    "currencyExchangeRateType": "DEFAULT",
    "sourceCurrencyNav": {
      "__deferred": {
        "uri": "https://<API-Server>/odata/v2/CurrencyExchangeRate(effectiveStartDate=datetime'1900-01-01T00:00:00',externalCode='DEFAULT-USD-EUR')/sourceCurrencyNav"
      }
    },
    "targetCurrencyNav": {
      "__deferred": {
        "uri": "https://<API-Server>/odata/v2/CurrencyExchangeRate(effectiveStartDate=datetime'1900-01-01T00:00:00',externalCode='DEFAULT-USD-EUR')/targetCurrencyNav"
      }
    },
    "currencyExchangeRateTypeNav": {
      "__deferred": {
        "uri": "https://<API-Server>/odata/v2/CurrencyExchangeRate(effectiveStartDate=datetime'1900-01-01T00:00:00',externalCode='DEFAULT-USD-EUR')/currencyExchangeRateTypeNav"
      }
    },
    "effectiveStatusNav": {
      "__deferred": {

```

```

        "uri": "https://<API-Server>/odata/v2/
CurrencyExchangeRate(effectiveStartDate=datetime'1900-01-01T00:00:00',externalCode='
DEFAULT-USD-EUR')/effectiveStatusNav"
    }
}
}

```

## Use Case 3: Update the Currency Exchange Rate USD to EUR

### Request

Operation	Upsert
HTTP Method	POST
URI	https://<API-Server>/odata/v2/upsert
Payload	

```

{
  "__metadata": {
    "uri": "https://<API-
Server>/odata/v2/
CurrencyExchangeRate(effectiveStartDate=
datetime'1900-01-01T00:00:00',externalCo
de='DEFAULT-USD-EUR')",
    "type":
    "SFOData.CurrencyExchangeRate"
  },
  "exchangeRate": "1.125",
  "targetCurrency": "EUR",
  "effectiveStatus": "A",
  "sourceCurrency": "USD",
  "currencyExchangeRateType":
  "DEFAULT"
}

```

### Response

```

{
  "d": [
    {
      "key": "CurrencyExchangeRate/
effectiveStartDate=1900-01-01T00:00:00.000-05:00,CurrencyExchangeRate/
externalCode=DEFAULT-ZAR-ARS",
      "status": "OK",
      "editStatus": "UPSERTED",
      "message": null,
      "index": 0,
      "httpCode": 200,
      "inlineResults": null
    }
  ]
}

```

## Use Case 4: Delete the Currency Exchange Rate USD to EUR

### Request

Operation	Delete
HTTP Method	DELETE
URI	<code>https://&lt;API-Server&gt;/odata/v2/ CurrencyExchangeRate(effectiveStartDate=da tetime'1900-01-01T00:00:00',externalCode=' DEFAULT-USD-EUR')</code>

### Error Messages

The table below lists the error messages generated when using this API:

Error Message	Description
WORKSTRUCTURE_VALIDATION_EXCHANGE_RATE_MUST_BE_GREATER_THAN_ZERO	An exchange rate with source currency USD and target currency EUR must be greater than zero.
WORKSTRUCTURE_VALIDATION_IDENTICAL_SOURCE_TARGET_CURRENCIES_NOT_ALLOWED	Exchange rate with the same source currency and target currency is not allowed.
WORKSTRUCTURE_VALIDATION_REVERSE_RATE_OF_CURRENCY_PAIR_ALREADY_EXISTS	A reverse exchange rate with source currency USD and target currency EUR of currency exchange rate type DEFAULT already exists.
WORKSTRUCTURE_VALIDATION_RATE_OF_CURRENCY_PAIR_ALREADY_EXISTS	An exchange rate with source currency USD and target currency EUR of currency exchange rate type DEFAULT already exists.

### Related Information

[SAP Business Accelerator Hub: CurrencyExchangeRate](#) 



## 9.4.9.14.6 FOBusinessUnit

The FOBusinessUnit entity represents the Generic Object Business Unit.

### Object Information

```
MDF Object:BusinessUnit
Business Keys: externalCode + startDate
Effective-date:true
```

### Supported Operations

Operation	Description
Query	Query business unit information.
Upsert	Create or update business unit information.
Insert	Insert business unit information.
Merge	Update business unit information.
Replace	Replace existing business unit information with new information.
Delete	Delete business unit information.

### Properties and Navigation Properties

This section lists only the properties and navigation properties that require special business logic, permission, or other additional information. For more information, refer to the API dictionary in [Admin Center](#) [API Center](#) [OData API Data Dictionary](#) or the API metadata using query: `https://<api-server>/odata/v2/<Entity>/$metadata`.

Property	Description
mdfSystemRecordId	This property represents an MDF system field used as an identifier of an MDF record.

## Use Case 1: Query the Information of Retail Business Unit

### Request

Operation	Query
HTTP Method	GET
URI	https://<API-Server>/odata/v2/FOBusinessUnit? \$filter=externalCode eq 'RETAIL'&\$format=json

### Response

```
{
  "d": {
    "results": [
      {
        "__metadata": {
          "uri": "https://<API-Server>/odata/v2/
FOBusinessUnit(externalCode='RETAIL',startDate=datetime'1900-01-01T00:00:00')",
          "type": "SFOData.FOBusinessUnit"
        },
        "externalCode": "RETAIL",
        "startDate": "/Date(-2208988800000)/",
        "description_ko_KR": null,
        "lastModifiedDateTime": "/Date(1508375121000+0000)/",
        "name_localized": "Retail",
        "description_th_TH": null,
        "endDate": "/Date(253402214400000)/",
        "entityUUID": "57A51193D2B440C9B94A62FD67712362",
        "name_ko_KR": "소매",
        "createdDateTime": "/Date(1487286780000+0000)/",
        "name_th_TH": null,
        "description_ar_SA": null,
        "description_pt_BR": null,
        "description_es_ES": null,
        "name_pt_BR": "Varejo",
        "description_nl_NL": null,
        "name_nl_NL": null,
        "description_defaultValue": null,
        "name_ar_SA": null,
        "name_de_DE": "Einzelhandel",
        "name_zh_TW": "零售",
        "name": "Retail",
        "name_es_ES": "Comercio",
        "description_en_US": null,
        "description_en_DEBUG": null,
        "description_ru_RU": null,
        "status": "A",
        "name_ru_RU": "Розничная торговля",
        "description_ja_JP": null,
        "description_fr_FR": null,
        "name_pt_PT": null,
        "description": null,
        "description_de_DE": null,
        "name_fr_FR": "Commerce de détail",
        "name_en_DEBUG": null,
        "name_ja_JP": "小売",
        "createdOn": "/Date(1487268780000)/",
        "headOfUnit": null,
        "name_en_US": "Retail",
        "description_iw_IL": null,
        "description_zh_TW": null,
        "name_zh_CN": "零售",
      }
    ]
  }
}
```



## Use Case 2: Update the Status of Business Unit

### Request

Operation	Upsert
HTTP Method	POST
URI	https://<API-Server>/odata/v2/upsert
Payload	<pre>{   "__metadata": {     "uri": "FOBusinessUnit(startDate=datetime'2014-09-11T00:00:00',externalCode='20000')",     "status": "A"   } }</pre>

### Response

```
{
  "d": [
    {
      "key": "FOBusinessUnit/externalCode=20000,FOBusinessUnit/startDate=2014-09-11T00:00:00.000-05:00",
      "status": "OK",
      "editStatus": "UPSERTED",
      "message": null,
      "index": 0,
      "httpCode": 200,
      "inlineResults": null
    }
  ]
}
```

### Error Codes

The table below lists different error codes generated when using this API.

AFFECTED_EXTERNAL_CODE_ERROR	This record cannot be saved since one or more records of this Code have reported errors.
END_DATE_EARLIER_THAN_START_DATE	Start date cannot be greater than end date.
INVALID_LEGACY_PICKLIST_OPTION_ID	This is an invalid picklist value in import file or database for String.

### Related Information

[SAP Business Accelerator Hub: FOBusinessUnit](#)

## 9.4.9.14.7 FOCostCenter

The FOCostCenter entity represents the Generic Object Cost Center.

### Object Information

```
MDF Object: CostCenter
Business Keys: externalCode + startDate
Effective-date:true
```

### Supported Operations

Operation	Description
Query	You can query a cost center record.
Upsert	You can create or update a cost center record.
Insert	You can create a new cost center record.
Merge	You can update an existing cost center record.
Replace	You can replace an existing cost center record with a new record.
Delete	You can delete a cost center record.

### Properties and Navigation Properties

This section lists only the properties and navigation properties that require special business logic, permission, or other additional information. For more information, refer to the API dictionary in [Admin Center](#) [API Center](#) [OData API Data Dictionary](#) or the API metadata using query: `https://<api-server>/odata/v2/<Entity>/$metadata`.

Property	Description
externalCode	This is a business key.
startDate	This is a business key.

Property	Description
entityUUID	This property is the same as the <code>mdfSystemEntityId</code> field in Generic Object Cost Center. You can use this property as a unique identifier of <code>FOCostCenter</code> entries during system integration.
entityOID	This property stores the One Domain Model (ODM) object ID that is used in master data integration.
mdfSystemRecordId	This property represents an MDF system field used as an identifier of an MDF record.

## Use Case 1: Query a Cost Center Record by External Code and Start Date

### Request

Operation	Query
HTTP Method	GET
URI	<code>https://&lt;API-Server&gt;/odata/v2/FOCostCenter?\$filter=externalCode eq 'aaaa' and startDate eq '/Date(1398124800000)/'&amp;\$format=JSON</code>

### Response

```
{
  "d": {
    "results": [
      {
        "__metadata": {
          "uri": "https://<API-Server>/odata/v2/FOCostCenter(externalCode='aaaa',startDate=datetime'2014-04-22T00:00:00') "
        },
        "startDate": "\/Date(1398124800000)\/",
        "externalCode": "aaaa",
        "costcenterManager": null,
        "description_de_DE": null,
        "endDate": "\/Date(253402214400000)\/",
        "lastModifiedDateTime": "\/Date(1398306271000+0000)\/",
        "name_ja_JP": null,
        "businessUnitFlx": null,
        "description": null,
        "name_defaultValue": "aaaa",
        "name_en_US": "aaaa",
        "glStatementCode": "SA49163",
        "description_en_US": null,
        "status": "A",
        ...
        ...
        "customString1Nav": {
          "__deferred": {
            "uri": "https://<API-Server>/odata/v2/FOCostCenter(externalCode='aaaa',startDate=datetime'2014-04-22T00:00:00') /customString1Nav"
          }
        }
      }
    ]
  }
}
```

```

    },
    "customDouble2Nav": {
      "__deferred": {
        "uri": "https://<API-Server>/
odata/v2/FOCostCenter(externalCode='aaaa',startDate=datetime'2014-04-22T00:00:00')/
customDouble2Nav"
      }
    },
    "descriptionTranslationNav": {
      "__deferred": {
        "uri": "https://<API-Server>/
odata/v2/FOCostCenter(externalCode='aaaa',startDate=datetime'2014-04-22T00:00:00')/
descriptionTranslationNav"
      }
    },
    "statusNav": {
      "__deferred": {
        "uri": "https://<API-Server>/odata/v2/
FOCostCenter(externalCode='aaaa',startDate=datetime'2014-04-22T00:00:00')/statusNav"
      }
    },
    "costcenterManagerNav": {
      "__deferred": {
        "uri": "https://<API-Server>/
odata/v2/FOCostCenter(externalCode='aaaa',startDate=datetime'2014-04-22T00:00:00')/
costcenterManagerNav"
      }
    },
    "departmentFlxNav": {
      "__deferred": {
        "uri": "https://<API-Server>/
odata/v2/FOCostCenter(externalCode='aaaa',startDate=datetime'2014-04-22T00:00:00')/
departmentFlxNav"
      }
    },
    "nameTranslationNav": {
      "__deferred": {
        "uri": "https://<API-Server>/
odata/v2/FOCostCenter(externalCode='aaaa',startDate=datetime'2014-04-22T00:00:00')/
nameTranslationNav"
      }
    },
    "businessUnitFlxNav": {
      "__deferred": {
        "uri": "https://<API-Server>/
odata/v2/FOCostCenter(externalCode='aaaa',startDate=datetime'2014-04-22T00:00:00')/
businessUnitFlxNav"
      }
    },
    ...
    ...
  ]
}

```

## Use Case 2: Update the Status of Cost Center

### 📌 Note

Any custom navigations and fields added after migration without any mapping maintained by the customer will be returned as `cust_<type><number>`. For example, `cust_string1Nav`. For existing ones with mapping, the field and navigation will be returned as `-is`. For example, `customString1`.

## Request

Operation	Upsert
HTTP Method	POST
URI	https://<API-Server>/odata/v2/upsert?\$format=json
Payload	<pre>{   "__metadata": {     "uri": "FOCostCenter(startDate=datetime'2014-09-11T00:00:00',externalCode='20000')",     "status": "A"   } }</pre>

## Response

```
{
  "d": [
    {
      "key": "FOCostCenter/externalCode=20000,FOCostCenter/startDate=2014-09-11T00:00:00.000Z",
      "status": "OK",
      "editStatus": "UPSERTED",
      "message": null,
      "index": 0,
      "httpCode": 200,
      "inlineResults": null
    }
  ]
}
```

## Error Codes

The table below lists different error codes generated when using this API.

AFFECTED_EXTERNAL_CODE_ERROR	This record cannot be saved since one or more records of this Code have reported errors.
END_DATE_EARLIER_THAN_START_DATE	Start date cannot be greater than end date.
INVALID_LEGACY_PICKLIST_OPTION_ID	This is an invalid picklist value in import file or database for String.

## Related Information

[SAP Business Accelerator Hub: FOCostCenter](#)



## 9.4.9.14.8 FOCompany

The FOCompany entity represents the Generic Object Legal Entity.

### Object Information

```
MDF Object:LegalEntity
Business Keys: externalCode + startDate
Effective-date:true
```

### Supported Operations

Query, Insert, Merge, Replace, Upsert, Delete

### Properties and Navigation Properties

This section lists only the properties and navigation properties that require special business logic, permission, or other additional information. For more information, refer to the API dictionary in [Admin Center](#) [API Center](#) [OData API Data Dictionary](#) or the API metadata using query: `https://<api-server>/odata/v2/<Entity>/$metadata`.

Property	Description
localNavDEFLT	Do not use this navigation property because it navigates to the empty entity FOLegalEntityLocalDEFLT.
entityOID	This property stores the One Domain Model (ODM) object ID that is used in master data integration.
mdfSystemRecordId	This property represents an MDF system field used as an identifier of an MDF record.

### Use Case 1: Get the Company Record by External Code

#### Request

Operation	Query
HTTP Method	GET

URI

```
https://<API-Server>/odata/v2/FOCompany?  
$format=json&$filter=externalCode eq  
'1000'
```

## Response

```
{  
  "d": {  
    "results": [  
      {  
        "__metadata": {  
          "uri": "https://<API-Server>/odata/v2/  
FOCompany(externalCode='1000',startDate=datetime'1900-01-01T00:00:00')",  
          "type": "SFOData.FOCompany"  
        },  
        "externalCode": "1000",  
        "startDate": "/Date(-2208988800000)/",  
        "country": "DEU",  
        "description_ko_KR": "BestRun 독일",  
        "lastModifiedDate": "/Date(1611298654000+0000)/",  
        "name_localized": "BestRun Germany",  
        "description_th_TH": null,  
        "endDate": "/Date(253402214400000)/",  
        "name_ko_KR": "BestRun 독일",  
        "createdDateTime": "/Date(1443727091000+0000)/",  
        "name_th_TH": null,  
        "description_ar_SA": null,  
        "description_pt_BR": "BestRun Alemanha",  
        "description_es_ES": "BestRun Alemania",  
        "name_pt_BR": "BestRun Alemanha",  
        "description_nl_NL": null,  
        "name_nl_NL": null,  
        "standardHours": "40",  
        "description_defaultValue": "BestRun Germany",  
        "name_ar_SA": null,  
        "name_de_DE": "BestRun Deutschland",  
        "name_zh_TW": "BestRun 德國",  
        "name": "BestRun Germany",  
        "name_es_ES": "BestRun Alemania",  
        "description_en_US": "BestRun Germany",  
        "description_en_DEBUG": null,  
        "description_ru_RU": "BestRun Германия",  
        "status": "I",  
        "name_ru_RU": "BestRun Германия",  
        "description_ja_JP": "BestRun ドイツ",  
        "description_fr_FR": "BestRun Allemagne",  
        "name_pt_PT": null,  
        "description": "BestRun Germany",  
        "description_de_DE": "BestRun Deutschland",  
        "name_fr_FR": "BestRun Allemagne",  
        "name_en_DEBUG": null,  
        "name_ja_JP": "BestRun ドイツ",  
        "createdOn": "/Date(1443712691000)/",  
        "name_en_US": "BestRun Germany",  
        "description_iw_IL": null,  
        "currency": "EUR",  
        "description_zh_TW": "BestRun 德國",  
        "name_zh_CN": "BestRun 德国",  
        "name_defaultValue": "BestRun Germany",  
        "description_en_GB": "BestRun Germany",  
        "lastModifiedBy": "sfadmin",  
        "defaultPayGroup": null,  
        "name_en_GB": "BestRun Germany",  
        "name_iw_IL": null,  
        "lastModifiedOn": "/Date(1611280654000)/",  
        "description_zh_CN": "BestRun 德国",
```

```

        "createdBy": "sfadmin",
        "description_localized": "BestRun Germany",
        "description_pt_PT": null,
        "defaultLocation": null,
        "nameTranslationTextNav": {
            "__deferred": {
                "uri": "https://<API-Server>/
odata/v2/FOCompany(externalCode='1000',startDate=datetime'1900-01-01T00:00:00')/
nameTranslationTextNav"
            }
        },
        "defaultLocationNav": {
            "__deferred": {
                "uri": "https://<API-Server>/
odata/v2/FOCompany(externalCode='1000',startDate=datetime'1900-01-01T00:00:00')/
defaultLocationNav"
            }
        },
        "localNavARG": {
            "__deferred": {
                "uri": "https://<API-Server>/odata/v2/
FOCompany(externalCode='1000',startDate=datetime'1900-01-01T00:00:00')/localNavARG"
            }
        },
        "currencyNav": {
            "__deferred": {
                "uri": "https://<API-Server>/odata/v2/
FOCompany(externalCode='1000',startDate=datetime'1900-01-01T00:00:00')/currencyNav"
            }
        },
        "toLegalEntityARG": {
            "__deferred": {
                "uri": "https://<API-Server>/
odata/v2/FOCompany(externalCode='1000',startDate=datetime'1900-01-01T00:00:00')/
toLegalEntityARG"
            }
        },
        "descriptionTranslationTextNav": {
            "__deferred": {
                "uri": "https://<API-Server>/
odata/v2/FOCompany(externalCode='1000',startDate=datetime'1900-01-01T00:00:00')/
descriptionTranslationTextNav"
            }
        },
        "statusNav": {
            "__deferred": {
                "uri": "https://<API-Server>/odata/v2/
FOCompany(externalCode='1000',startDate=datetime'1900-01-01T00:00:00')/statusNav"
            }
        },
        "descriptionTranslationNav": {
            "__deferred": {
                "uri": "https://<API-Server>/
odata/v2/FOCompany(externalCode='1000',startDate=datetime'1900-01-01T00:00:00')/
descriptionTranslationNav"
            }
        },
        "localNavESP": {
            "__deferred": {
                "uri": "https://<API-Server>/odata/v2/
FOCompany(externalCode='1000',startDate=datetime'1900-01-01T00:00:00')/localNavESP"
            }
        },
        "localNavUSA": {
            "__deferred": {
                "uri": "https://<API-Server>/odata/v2/
FOCompany(externalCode='1000',startDate=datetime'1900-01-01T00:00:00')/localNavUSA"
            }
        }
    }
}

```

```

    },
    "localNavDEU": {
      "__deferred": {
        "uri": "https://<API-Server>/odata/v2/
FOCompany(externalCode='1000',startDate=datetime'1900-01-01T00:00:00')/localNavDEU"
      }
    },
    "localNavFRA": {
      "__deferred": {
        "uri": "https://<API-Server>/odata/v2/
FOCompany(externalCode='1000',startDate=datetime'1900-01-01T00:00:00')/localNavFRA"
      }
    },
    "toLegalEntityRUS": {
      "__deferred": {
        "uri": "https://<API-Server>/
odata/v2/FOCompany(externalCode='1000',startDate=datetime'1900-01-01T00:00:00')/
toLegalEntityRUS"
      }
    },
    "toLegalEntityUSA": {
      "__deferred": {
        "uri": "https://<API-Server>/
odata/v2/FOCompany(externalCode='1000',startDate=datetime'1900-01-01T00:00:00')/
toLegalEntityUSA"
      }
    },
    "toLegalEntityESP": {
      "__deferred": {
        "uri": "https://<API-Server>/
odata/v2/FOCompany(externalCode='1000',startDate=datetime'1900-01-01T00:00:00')/
toLegalEntityESP"
      }
    },
    "nameTranslationNav": {
      "__deferred": {
        "uri": "https://<API-Server>/
odata/v2/FOCompany(externalCode='1000',startDate=datetime'1900-01-01T00:00:00')/
nameTranslationNav"
      }
    },
    "localNavDEFLT": {
      "__deferred": {
        "uri": "https://<API-Server>/
odata/v2/FOCompany(externalCode='1000',startDate=datetime'1900-01-01T00:00:00')/
localNavDEFLT"
      }
    },
    "countryNav": {
      "__deferred": {
        "uri": "https://<API-Server>/odata/v2/
FOCompany(externalCode='1000',startDate=datetime'1900-01-01T00:00:00')/countryNav"
      }
    },
    "defaultPayGroupNav": {
      "__deferred": {
        "uri": "https://<API-Server>/
odata/v2/FOCompany(externalCode='1000',startDate=datetime'1900-01-01T00:00:00')/
defaultPayGroupNav"
      }
    },
    "toLegalEntityFRA": {
      "__deferred": {
        "uri": "https://<API-Server>/
odata/v2/FOCompany(externalCode='1000',startDate=datetime'1900-01-01T00:00:00')/
toLegalEntityFRA"
      }
    },
  },

```

```

        "countryOfRegistrationNav": {
            "__deferred": {
                "uri": "https://<API-Server>/
odata/v2/FOCompany(externalCode='1000',startDate=datetime'1900-01-01T00:00:00')/
countryOfRegistrationNav"
            }
        },
        "toLegalEntityDEU": {
            "__deferred": {
                "uri": "https://<API-Server>/
odata/v2/FOCompany(externalCode='1000',startDate=datetime'1900-01-01T00:00:00')/
toLegalEntityDEU"
            }
        }
    }
}
]
}
}

```

## Use Case 2: Update the Status of Company

### Request

Operation	Upsert
HTTP Method	POST
URI	https://<API-Server>/odata/v2/upsert? \$format=json
Payload	<pre> {   "__metadata": {     "uri": "FOCompany(startDate=datetime'2014-09-11T00:00:00',externalCode='20000') "   },   "status": "A" } </pre>

### Response

```

{
  "d": [
    {
      "key": "FOCompany/externalCode=20000,FOCompany/
startDate=2014-09-11T00:00:00.000-05:00",
      "status": "OK",
      "editStatus": "UPsertED",
      "message": null,
      "index": 0,
      "httpCode": 200,
      "inlineResults": null
    }
  ]
}

```

## Error Codes

The table below lists different error codes generated when using this API.

AFFECTED_EXTERNAL_CODE_ERROR	This record cannot be saved since one or more records of this Code have reported errors.
END_DATE_EARLIER_THAN_START_DATE	Start date cannot be greater than end date.
INVALID_LEGACY_PICKLIST_OPTION_ID	This is an invalid picklist value in import file or database for String.

## Related Information

[SAP Business Accelerator Hub: FOCompany](#)

### 9.4.9.14.9 FODepartment

The FODepartment entity represents the Generic Object Department.

## Object Information

```
MDF Object:Department
Business Keys: externalCode + startDate
Effective-date:true
```

## Supported Operations

Query, Insert, Merge, Replace, Upsert, Delete

## Properties and Navigation Properties

This section lists only the properties and navigation properties that require special business logic, permission, or other additional information. For more information, refer to the API dictionary in [Admin Center](#) [API Center](#) [OData API Data Dictionary](#) or the API metadata using query: `https://<api-server>/odata/v2/<Entity>/$metadata`.

Property	Description
mdfSystemRecordId	This property represents an MDF system field used as an identifier of an MDF record.

## Use Case 1: Get the Department Record by External Code

### Request

Operation	Query
HTTP Method	GET
URI	<pre>https://&lt;API-Server&gt;/ odata/v2/FODepartment? \$filter=externalCode eq '50150016'</pre>

### Response

```
{
  "d": {
    "results": [
      {
        "__metadata": {
          "uri": "https://<API-Server>/odata/v2/
FODepartment(externalCode='50150016',startDate=datetime'1900-01-01T00:00:00')",
          "type": "SFOData.FODepartment"
        },
        "externalCode": "50150016",
        "startDate": "/Date(-2208988800000)/",
        "parent": "50150011",
        "description_ko_KR": "자산 관리 US",
        "lastModifiedDate": "/Date(1508375230000+0000)/",
        "name_localized": "Asset Management US",
        "description_th_TH": null,
        "endDate": "/Date(253402214400000)/",
        "entityUUID": "F7F2CC007EAB4C2A938F6506DCDF8C17",
        "name_ko_KR": "자산 관리 US",
        "createdDateTime": "/Date(1443996398000+0000)/",
        "name_th_TH": null,
        "description_ar_SA": null,
        "description_pt_BR": "Gestão de ativos - US",
        "description_es_ES": "Gestión de activos fijos (EE. UU.)",
        "name_pt_BR": "Gestão de ativos - US",
        "description_nl_NL": null,
        "name_nl_NL": null,
        "costCenter": "US10_RDGEN",
        "description_defaultValue": "Asset Management US",
        "name_ar_SA": null,
        "name_de_DE": "Anlagenmanagement (US)",
        "name_zh_TW": "資產管理 - 美國",
        "name": "Asset Management US",
        "name_es_ES": "Gestión de activos fijos (EE....)",
        "description_en_US": "Asset Management US",
        "description_en_DEBUG": null,
        "description_ru_RU": "Управление активами (США)",
        "status": "A",
        "name_ru_RU": "Управление активами (США)",
        "description_ja_JP": "資産管理 (US)",

```

```

"description_fr_FR": "Gestion des ressources US",
"name_pt_PT": null,
"description": "Asset Management US",
"description_de_DE": "Anlagenmanagement (US)",
"name_fr_FR": "Gestion des ressources US",
"name_en_DEBUG": null,
"name_ja_JP": "資産管理 (US)",
"createdOn": "/Date(1443981998000)/",
"headOfUnit": null,
"name_en_US": "Asset Management US",
"description_iw_IL": null,
"description_zh_TW": "資產管理 - 美國",
"name_zh_CN": "资产管理 - 美国",
"name_defaultValue": "Asset Management US",
"description_en_GB": "Asset Management US",
"lastModifiedBy": "sfadmin",
"name_en_GB": "Asset Management US",
"name_iw_IL": null,
"lastModifiedOn": "/Date(1508360830000)/",
"description_zh_CN": "资产管理 - 美国",
"createdBy": "admindlr",
"description_localized": "Asset Management US",
"description_pt_PT": null,
"cust_toLegalEntity": {
  "__deferred": {
    "uri": "https://<API-Server>/odata/v2/
FODepartment(externalCode='50150016',startDate=datetime'1900-01-01T00:00:00')/
cust_toLegalEntity"
  }
},
"nameTranslationTextNav": {
  "__deferred": {
    "uri": "https://<API-Server>/odata/v2/
FODepartment(externalCode='50150016',startDate=datetime'1900-01-01T00:00:00')/
nameTranslationTextNav"
  }
},
"headOfUnitNav": {
  "__deferred": {
    "uri": "https://<API-Server>/odata/v2/
FODepartment(externalCode='50150016',startDate=datetime'1900-01-01T00:00:00')/
headOfUnitNav"
  }
},
"divisionFlxNav": {
  "__deferred": {
    "uri": "https://<API-Server>/odata/v2/
FODepartment(externalCode='50150016',startDate=datetime'1900-01-01T00:00:00')/
divisionFlxNav"
  }
},
"descriptionTranslationTextNav": {
  "__deferred": {
    "uri": "https://<API-Server>/odata/v2/
FODepartment(externalCode='50150016',startDate=datetime'1900-01-01T00:00:00')/
descriptionTranslationTextNav"
  }
},
"statusNav": {
  "__deferred": {
    "uri": "https://<API-Server>/odata/v2/
FODepartment(externalCode='50150016',startDate=datetime'1900-01-01T00:00:00')/
statusNav"
  }
},
"descriptionTranslationNav": {
  "__deferred": {

```



```

        "uri": "https://<API-Server>/odata/v2/
FODepartment(externalCode='50150016',startDate=datetime'1900-01-01T00:00:00')/
descriptionTranslationNav"
    }
    },
    "cust_toDivision": {
        "__deferred": {
            "uri": "https://<API-Server>/odata/v2/
FODepartment(externalCode='50150016',startDate=datetime'1900-01-01T00:00:00')/
cust_toDivision"
        }
    },
    "costCenterNav": {
        "__deferred": {
            "uri": "https://<API-Server>/odata/v2/
FODepartment(externalCode='50150016',startDate=datetime'1900-01-01T00:00:00')/
costCenterNav"
        }
    },
    "nameTranslationNav": {
        "__deferred": {
            "uri": "https://<API-Server>/odata/v2/
FODepartment(externalCode='50150016',startDate=datetime'1900-01-01T00:00:00')/
nameTranslationNav"
        }
    },
    "toDepartmentApprenticeDetail": {
        "__deferred": {
            "uri": "https://<API-Server>/odata/v2/
FODepartment(externalCode='50150016',startDate=datetime'1900-01-01T00:00:00')/
toDepartmentApprenticeDetail"
        }
    },
    "parentNav": {
        "__deferred": {
            "uri": "https://<API-Server>/odata/v2/
FODepartment(externalCode='50150016',startDate=datetime'1900-01-01T00:00:00')/
parentNav"
        }
    }
}
]
}
}

```

## Use Case 2: Update the Status of Department

### Request

Operation	Upsert
HTTP Method	POST
URI	https://<API-Server>/odata/v2/upsert? &\$format=json

Payload

```
{
  "__metadata": {
    "uri": "Department(startDate=datetime'2014-09-11T00:00:00',externalCode='20000')",
  },
  "status": "A"
}
```

---

## Response

```
{
  "d": [
    {
      "key": "FODepartment/externalCode=20000,FODepartment/
startDate=2014-09-11T00:00:00.000-05:00",
      "status": "OK",
      "editStatus": "UPSERTED",
      "message": null,
      "index": 0,
      "httpCode": 200,
      "inlineResults": null
    }
  ]
}
```

## Error Codes

The table below lists different error codes generated when using this API.

AFFECTED_EXTERNAL_CODE_ERROR	This record cannot be saved since one or more records of this Code have reported errors.
END_DATE_EARLIER_THAN_START_DATE	Start date cannot be greater than end date.
INVALID_LEGACY_PICKLIST_OPTION_ID	This is an invalid picklist value in import file or database for String.

## Related Information

[SAP Business Accelerator Hub: FODepartment](#)

## 9.4.9.14.10 FODivision

The FODivision entity represents the Generic Object Division.

### Object Information

```
MDF Object:Division
Business Keys: externalCode + startDate
Effective-date:true
```

### Supported Operations

Query, Insert, Merge, Replace, Upsert, Delete

### Properties and Navigation Properties

This section lists only the properties and navigation properties that require special business logic, permission, or other additional information. For more information, refer to the API dictionary in [Admin Center](#) [API Center](#) [OData API Data Dictionary](#) or the API metadata using query: `https://<api-server>/odata/v2/<Entity>/$metadata`.

Property	Description
mdfSystemRecordId	This property represents an MDF system field used as an identifier of an MDF record.

### Use Case 1: Get the Information of the Inside Sales Division

#### Request

Operation	Query
HTTP Method	GET
URI	<code>https://&lt;API-Server&gt;/odata/v2/FODivision?&lt;br&gt;\$format=json&amp;\$filter=externalCode eq&lt;br&gt;'INSIDE_SALES'</code>

#### Response

```
{
```

```

"d": {
  "results": [
    {
      "__metadata": {
        "uri": "https://<API-Server>/odata/v2/
FODivision(externalCode='INSIDE_SALES',startDate=datetime'1990-01-01T00:00:00')",
        "type": "SFOData.FODivision"
      },
      "externalCode": "INSIDE_SALES",
      "startDate": "/Date(631152000000)/",
      "parent": null,
      "description_ko_KR": "내부 영업",
      "lastModifiedDate": "/Date(1508375259000+0000)/",
      "name_localized": "Inside Sales",
      "description_th_TH": null,
      "endDate": "/Date(2534022144000000)/",
      "entityUUID": "17EA14CF87E7248BE0530B28080A6EAB",
      "name_ko_KR": "내부 영업",
      "createdDateTime": "/Date(1443997324000+0000)/",
      "name_th_TH": null,
      "description_ar_SA": null,
      "description_pt_BR": "Vendas internas",
      "description_es_ES": "Ventas internas",
      "name_pt_BR": "Vendas internas",
      "description_nl_NL": null,
      "name_nl_NL": null,
      "description_defaultValue": "Inside Sales",
      "name_ar_SA": null,
      "name_de_DE": "Vertriebssupport",
      "name_zh_TW": "內部銷售",
      "name": "Inside Sales",
      "name_es_ES": "Ventas internas",
      "description_en_US": "Inside Sales",
      "description_en_DEBUG": null,
      "description_ru_RU": "Дистанционные продажи",
      "status": "A",
      "name_ru_RU": "Дистанционные продажи",
      "description_ja_JP": "インサイドセールス本部",
      "description_fr_FR": "Ventes internes",
      "name_pt_PT": null,
      "description": "Inside Sales",
      "description_de_DE": "Vertriebssupport",
      "name_fr_FR": "Ventes internes",
      "name_en_DEBUG": null,
      "name_ja_JP": "インサイドセールス本部",
      "createdOn": "/Date(1443982924000)/",
      "headOfUnit": null,
      "name_en_US": "Inside Sales",
      "description_iw_IL": null,
      "description_zh_TW": "內部銷售",
      "name_zh_CN": "内部销售",
      "name_defaultValue": "Inside Sales",
      "description_en_GB": null,
      "lastModifiedBy": "sfadmin",
      "name_en_GB": null,
      "name_iw_IL": null,
      "lastModifiedOn": "/Date(1508360859000)/",
      "description_zh_CN": "内部销售",
      "createdBy": "admindlr",
      "description_localized": "Inside Sales",
      "description_pt_PT": null,
      "nameTranslationTextNav": {
        "__deferred": {
          "uri": "https://<API-Server>/odata/v2/
FODivision(externalCode='INSIDE_SALES',startDate=datetime'1990-01-01T00:00:00')/
nameTranslationTextNav"
        }
      }
    }
  ]
}

```

```

        "headOfUnitNav": {
            "__deferred": {
                "uri": "https://<API-Server>/odata/v2/
FODivision(externalCode='INSIDE_SALES',startDate=datetime'1990-01-01T00:00:00')/
headOfUnitNav"
            }
        },
        "cust_toBusinessUnit": {
            "__deferred": {
                "uri": "https://<API-Server>/odata/v2/
FODivision(externalCode='INSIDE_SALES',startDate=datetime'1990-01-01T00:00:00')/
cust_toBusinessUnit"
            }
        },
        "descriptionTranslationTextNav": {
            "__deferred": {
                "uri": "https://<API-Server>/odata/v2/
FODivision(externalCode='INSIDE_SALES',startDate=datetime'1990-01-01T00:00:00')/
descriptionTranslationTextNav"
            }
        },
        "businessUnitFlxNav": {
            "__deferred": {
                "uri": "https://<API-Server>/odata/v2/
FODivision(externalCode='INSIDE_SALES',startDate=datetime'1990-01-01T00:00:00')/
businessUnitFlxNav"
            }
        },
        "statusNav": {
            "__deferred": {
                "uri": "https://<API-Server>/odata/v2/
FODivision(externalCode='INSIDE_SALES',startDate=datetime'1990-01-01T00:00:00')/
statusNav"
            }
        },
        "descriptionTranslationNav": {
            "__deferred": {
                "uri": "https://<API-Server>/odata/v2/
FODivision(externalCode='INSIDE_SALES',startDate=datetime'1990-01-01T00:00:00')/
descriptionTranslationNav"
            }
        },
        "nameTranslationNav": {
            "__deferred": {
                "uri": "https://<API-Server>/odata/v2/
FODivision(externalCode='INSIDE_SALES',startDate=datetime'1990-01-01T00:00:00')/
nameTranslationNav"
            }
        },
        "parentNav": {
            "__deferred": {
                "uri": "https://<API-Server>/odata/v2/
FODivision(externalCode='INSIDE_SALES',startDate=datetime'1990-01-01T00:00:00')/
parentNav"
            }
        }
    }
}

```

## Use Case 2: Update the Status of Division

### Request

Operation	Upsert
HTTP Method	POST
URI	https://<API-Server>/odata/v2/upsert?&\$format=json
Payload	<pre>{   "__metadata": {     "uri": "FODivision(startDate=datetime'2014-09-11T00:00:00',externalCode='20000')",   },   "status": "A" }</pre>

### Response

```
{
  "d": [
    {
      "key": "FODivision/externalCode=20000,FODivision/startDate=2014-09-11T00:00:00.000-05:00",
      "status": "OK",
      "editStatus": "UPSERTED",
      "message": null,
      "index": 0,
      "httpCode": 200,
      "inlineResults": null
    }
  ]
}
```

### Error Codes

The table below lists different error codes generated when using this API.

AFFECTED_EXTERNAL_CODE_ERROR	This record cannot be saved since one or more records of this Code have reported errors.
END_DATE_EARLIER_THAN_START_DATE	Start date cannot be greater than end date.
INVALID_LEGACY_PICKLIST_OPTION_ID	This is an invalid picklist value in import file or database for String.

## Related Information

[SAP Business Accelerator Hub: FODivision](#)

### 9.4.9.14.11 FOLegalEntityLocal<Country/Region>

This chapter covers several entities containing country/region-specific fields of legal entities. The country or region identifier in the entity name is the country/region ISO Code. For example, for Germany, the name of this entity is FOLegalEntityLocalDEU.

These entities are made available for backward-compatibility reasons only. For a particular country or region, the corresponding entity exists if the following pre-requisites are fulfilled:

- There is an MDF object modeled that holds the country/region-specific legal entity fields for this country or region.
- The **API Visibility** of the entity is different from *Not Visible*.
- The element type map contains information, which indicates that the backward-compatible entity should be offered for this country or region.

For more information, see the [Country/Region-Specific Fields](#) section.

By default, five such country/region-specific entities are pre-shipped. These are FOLegalEntityLocalARG, FOLegalEntityLocalDEU, FOLegalEntityLocalFRA, FOLegalEntityLocalESP, and FOLegalEntityLocalUSA.

## Object Information

```
MDF Object:LegalEntity<Country/Region>
Business Keys: externalCode + startDate + country
Effective-date:true
```

## Supported Operations

Query

## Additional Country/Region-Specific Properties

This section lists only the properties and navigation properties that require special business logic, permission, or other additional information. For more information, refer to the API dictionary in [Admin Center](#) [API Center](#) [OData API Data Dictionary](#) or the API metadata using query: `https://<api-server>/odata/v2/<Entity>/$metadata`.

The country/region-specific properties for the five pre-shipped countries are listed below.

For Argentina:

Property Name in OData	Corresponding Field in Object Definition
genericString1	cuitCode

For Germany:

Property Name in OData	Corresponding Field in Object Definition
genericString1	taxUnit
genericString2	socialAccidentInsurance
genericString3	socialAccidentInsuranceRegistrationNumber

For Spain:

Property Name in OData	Corresponding Field in Object Definition
genericString1	certificadoDeldentificacionFiscal

For France:

Property Name in OData	Corresponding Field in Object Definition
genericNumber1	nafCode
genericNumber2	sirenCode

For USA:

Property Name in OData	Corresponding Field in Object Definition	Comments
genericNumber1	legalEntityType	The option ID of the legal entity type
genericString1	federalReserveBankID	
genericString2	fedReserveBankDistrict	
genericString3	employerID	
genericString4	eeoCompanyCode	
legalEntityType	legalEntityType	The external code of the legal entity type



## Use Case: Get the External Code of Legal Entities in Canada

### Request

Operation	Query
HTTP Method	GET
URI	https://<API-Server>/odata/v2/ FOLegalEntityLocalCAN? \$format=json&\$select=externalCode&\$top=3

### Response

```
{
  "d": {
    "results": [
      {
        "__metadata": {
          "uri": "https://<API-Server>/odata/v2/  
FOLegalEntityLocalCAN(country='CAN',externalCode='comTest2',startDate=datetime'2013-  
12-02T00:00:00')",
          "type": "SFOData.FOLegalEntityLocalCAN"
        },
        "externalCode": "comTest2"
      },
      {
        "__metadata": {
          "uri": "https://<API-Server>/odata/v2/  
FOLegalEntityLocalCAN(country='CAN',externalCode='SF2',startDate=datetime'2014-05-07  
T00:00:00')",
          "type": "SFOData.FOLegalEntityLocalCAN"
        },
        "externalCode": "SF2"
      },
      {
        "__metadata": {
          "uri": "https://<API-Server>/odata/v2/  
FOLegalEntityLocalCAN(country='CAN',externalCode='ADOBEIND',startDate=datetime'2015-  
02-11T00:00:00')",
          "type": "SFOData.FOLegalEntityLocalCAN"
        },
        "externalCode": "ADOBEIND"
      }
    ]
  }
}
```

### Error Codes

The table below lists different error codes generated when using this API.

AFFECTED_EXTERNAL_CODE_ERROR	This record cannot be saved since one or more records of this code have reported errors.
END_DATE_EARLIER_THAN_START_DATE	Start date cannot be greater than end date.

INVALID\_LEGACY\_PICKLIST\_OPTION\_ID

This is an invalid picklist value in import file or database for String.

---

## Related Information

[Country/region-Specific Fields \[page 797\]](#)

### 9.4.9.14.11.1 LegalEntity<Country/Region>

This topic covers several entities containing country/region-specific fields of legal entities. The country or region identifier in the entity name is the country/region ISO Code. For example, for USA, the name of this entity will be LegalEntityUSA. Five such country/region-specific entities are pre-shipped. These are LegalEntityESP, LegalEntityARG, LegalEntityUSA, LegalEntityDEU, and LegalEntityFRA.

## Object information

```
MDF Object:LegalEntity<Country/Region>
Business Keys:LegalEntity_effectiveStartDate, LegalEntity_externalCode, externalCode
Effective-date:true
```

## Additional Country/Region-Specific Properties

The country/region-specific properties for the five pre-shipped countries are listed below.

This section lists only the properties and navigation properties that require special business logic, permission, or other additional information. For more information, refer to the API dictionary in [Admin Center](#) [API Center](#) [OData API Data Dictionary](#) or the API metadata using query: `https://<api-server>/odata/v2/<Entity>/$metadata`.

For Argentina:

Property Name in OData	Comments
cuitCode	

---

For Germany:

Property Name in OData	Comments
taxUnit	
socialAccidentInsurance	
socialAccidentInsuranceRegistrationNumber	

For Spain:

Property Name in OData	Comments
certificadoDeldentificacionFiscal	

For France:

Property Name in OData	Comments
nafCode	
sirenCode	

For USA:

Property Name in OData	Comments
legalEntityType	
federalReserveBankID	
fedReserveBankDistrict	
employerID	
eeoCompanyCode	

## Navigation Properties

For USA

Navigation Property	Navigation Target
legalEntityTypeNav	PickListValueV2
cust_string6Nav	PickListValueV2
cust_string7Nav	PickListValueV2
cust_string8Nav	PickListValueV2
LegalEntityUSAPermissionsNav	LegalEntityUSAPermissions
cust_employerIDNav	PickListValueV2

Navigation Property	Navigation Target
cust_fedReserveBankDistrictNav	PickListValueV2

For Germany

Navigation Property	Navigation Target
cust_string6Nav	PickListValueV2
cust_string7Nav	PickListValueV2
cust_string8Nav	PickListValueV2
LegalEntityDEUPermissionsNav	LegalEntityDEUPermissions

For Argentina

Navigation Property	Navigation Target
cust_string6Nav	PickListValueV2
cust_string7Nav	PickListValueV2
cust_string8Nav	PickListValueV2
LegalEntityARGPermissionsNav	LegalEntityARGPermissions

For Spain

Navigation Property	Navigation Target
cust_string6Nav	PickListValueV2
cust_string7Nav	PickListValueV2
cust_string8Nav	PickListValueV2
LegalEntityESPPPermissionsNav	LegalEntityESPPPermissions

For France

Navigation Property	Navigation Target
cust_string6Nav	PickListValueV2
cust_string7Nav	PickListValueV2
cust_string8Nav	PickListValueV2
LegalEntityFRAPPermissionsNav	LegalEntityFRAPPermissions

## Use Cases

### Example 1: Query Operation

Operation	Query
HTTP Method	GET
URI	https://<API-Server>/odata/v2/LegalEntityUSA?\$format=json

### Response

#### Sample Code

```
{
  "d": {
    "results": [{
      "__metadata": {
        "uri": "https://<API-Server>/odata/v2/
LegalEntityUSA(LegalEntity_effectiveStartDate=datetime'1990-01-01T00:00:00',Legal
Entity_externalCode='ACE_USA',externalCode=6596L)",
        "type": "SFOData.LegalEntityUSA"
      },
      "LegalEntity_externalCode": "ACE_USA",
      "LegalEntity_effectiveStartDate": "\/Date(63115200000)\/",
      "externalCode": "6596",
      "mdfSystemEffectiveEndDate": "\/Date(253402214400000)\/",
      "mdfSystemObjectType": "LegalEntityUSA",
      "mdfSystemVersionId": null,
      "lastModifiedDateTime": "\/Date(1341142694000+0000)\/",
      "mdfSystemTransactionSequence": "1",
      "cust_string1": null,
      "mdfSystemRecordId": "159A8AB02B040C6EE050007F020046AE",
      "mdfSystemEntityId": "159A8AB02B050C6EE050007F020046AE",
      "mdfSystemStatus": "A",
      "federalReserveBankID": "11-1231/2721",
      "lastModifiedDateWithTZ": "\/Date(1341142694000+0000)\/",
      "createdDate": "\/Date(1341171494000)\/",
      "mdfSystemRecordStatus": "N",
      "employerID": "44-98765",
      "createdBy": "admin",
      "lastModifiedBy": "admin",
      "createdDateTime": "\/Date(1341142694000+0000)\/",
      "lastModifiedDate": "\/Date(1341171494000)\/",
      "mdfSystemEffectiveStartDate": "\/Date(-2208988800000)\/",
      "fedReserveBankDistrict": "San Francisco",
      "legalEntityType": "C",
      "eecoCompanyCode": "123145-9",
      "legalEntityTypeNav": {
        "__deferred": {
          "uri": "https://<API-Server>/odata/v2/
LegalEntityUSA(LegalEntity_effectiveStartDate=datetime'1990-01-01T00:00:00',Legal
Entity_externalCode='ACE_USA',externalCode=6596L)/legalEntityTypeNav"
        }
      },
      "cust_string1Nav": {
        "__deferred": {
          "uri": "https://<API-Server>/odata/v2/
LegalEntityUSA(LegalEntity_effectiveStartDate=datetime'1990-01-01T00:00:00',Legal
Entity_externalCode='ACE_USA',externalCode=6596L)/cust_string1Nav"
        }
      },
      "mdfSystemRecordStatusNav": {
        "__deferred": {
```



## Error Codes

The table below lists different error codes generated when using this API.

AFFECTED_EXTERNAL_CODE_ERROR	This record cannot be saved since one or more records of this Code have reported errors.
END_DATE_EARLIER_THAN_START_DATE	Start date cannot be greater than end date.
INVALID_LEGACY_PICKLIST_OPTION_ID	This is an invalid picklist value in import file or database for String.

### 9.4.9.14.12 FOJobClassLocal<Country/Region>

Describes several entities containing country and region-specific fields of job classifications. The country identifier in the entity name is the country/region ISO Code. For example, for Brazil, the name of this entity will be FOJobClassLocalBRA.

These entities are made available for backward-compatibility reasons only. For a particular country or region, the corresponding entity exists if the following prerequisites are fulfilled:

- There is an MDF object modeled that holds the country/region-specific job classification fields for this country or region.
- The **API Visibility** of the entity is different from *Not Visible*.
- The element type map contains information, which indicates that the backward-compatible entity should be offered for this country or region.

By default, seven such country-specific entities are pre-shipped. These are FOJobClassLocalAUS, FOJobClassLocalBRA, FOJobClassLocalCAN, FOJobClassLocalGBR, FOJobClassLocalUSA, FOJobClassLocalITA, and FOJobClassLocalFRA. For more information, see the [Country/Region-Specific Fields](#) section.

## Object Information

```
MDF Object: JobClassification<Country/Region>  
Business Keys: externalCode + startDate + country  
Effective-date:true
```

## Supported Operations

Query

## Additional Country/Region-Specific Properties

The country/region-specific properties for the seven pre-shipped countries are listed below.

This section lists only the properties and navigation properties that require special business logic, permission, or other additional information. For more information, refer to the API dictionary in [Admin Center](#) [API Center](#) [OData API Data Dictionary](#) or the API metadata using query: `https://<api-server>/odata/v2/<Entity>/$metadata`.

For Australia:

Property Name in OData	Corresponding Field in Object Definition
genericString1	ascoCode

For Great Britain:

Property Name in OData	Corresponding Field in Object Definition
genericNumber1	occupationalCode

For Canada:

Property Name in OData	Corresponding Field in Object Definition
genericString1	occupationalClassification

For France:

Property Name in OData	Corresponding Field in Object Definition
genericString1	inseeCode
genericNumber2	employeeCategory
genericNumber1	occupationalCode

For USA:

Property Name in OData	Corresponding Field in Object Definition	Comments
genericString1	localJobTitle	
genericNumber1	eeo1JobCategory	Option ID of eeo1JobCategory
genericNumber2	eeo4JobCategory	Option ID of eeo4JobCategory
genericNumber3	eeo5JobCategory	Option ID of eeo5JobCategory
genericNumber4	eeo6JobCategory	Option ID of eeo6JobCategory
genericNumber5	eeoJobGroup	Option ID of eeoJobGroup



Property Name in OData	Corresponding Field in Object Definition	Comments
genericNumber6	flsaStatusUSA	Option ID of flsaStatusUSA
eeo1JobCategory	eeo1JobCategory	External code of eeo1JobCategory
eeo4JobCategory	eeo4JobCategory	External code of eeo4JobCategory
eeo5JobCategory	eeo5JobCategory	External code of eeo5JobCategory
eeo6JobCategory	eeo6JobCategory	External code of eeo6JobCategory
eeoJobGroup	eeoJobGroup	External code of eeoJobGroup
flsaStatusUSA	flsaStatusUSA	External code of flsaStatusUSA

For Brazil:

Property Name in OData	Corresponding Field in Object Definition	Comments
genericString1	occupationalCode	Option ID of the occupational code
occupationalCode	occupationalCode	External code of the occupational code

For Italy:

Property Name in OData	Corresponding Field in Object Definition
genericNumber1	inailCode

## Navigation Properties

For USA

Navigation Property	Navigation Target
genericNumber1Nav	PicklistOption
genericNumber2Nav	PicklistOption
genericNumber3Nav	PicklistOption
genericNumber4Nav	PicklistOption
genericNumber5Nav	PicklistOption
genericNumber6Nav	PicklistOption
eeo1JobCategoryNav	PickListValueV2
eeo4JobCategoryNav	PickListValueV2
eeo5JobCategoryNav	PickListValueV2

Navigation Property	Navigation Target
eeo6JobCategoryNav	PickListValueV2
eeoJobGroupNav	PickListValueV2
fisaStatusUSANav	PickListValueV2

For Brazil

Navigation Property	Navigation Target
genericString1Nav	PicklistOption
occupationalCodeNav	PickListValueV2

## Use Case: Get the External Code of Job Classes for Canada

### Request

Operation	Query
HTTP Method	GET
URI	https://<API-Server>/odata/v2/ FOJobClassLocalLocalCAN? \$format=json&\$select=externalCode&\$top=3

### Response

```
{
  "d": {
    "results": [
      {
        "__metadata": {
          "uri": "https://<API-Server>/odata/v2/  
FOJobClassLocalCAN(country='CAN',externalCode='PS',startDate=datetime'2013-10-17T00:  
00:00')",
          "type": "SFOData.FOJobClassLocalCAN"
        },
        "externalCode": "PS"
      },
      {
        "__metadata": {
          "uri": "https://<API-Server>/odata/v2/  
FOJobClassLocalCAN(country='CAN',externalCode='ACC',startDate=datetime'2015-09-03T00:  
00:00')",
          "type": "SFOData.FOJobClassLocalCAN"
        },
        "externalCode": "ACC"
      },
      {
        "__metadata": {
          "uri": "https://<API-Server>/odata/v2/  
FOJobClassLocalCAN(country='CAN',externalCode='JC1',startDate=datetime'2015-08-25T00:  
00:00')",
          "type": "SFOData.FOJobClassLocalCAN"
        },
        "externalCode": "JC1"
      }
    ]
  }
}
```

```
}
  ]
}
```

## Error Codes

The table below lists different error codes generated when using this API.

AFFECTED_EXTERNAL_CODE_ERROR	This record cannot be saved since one or more records of this Code have reported errors.
END_DATE_EARLIER_THAN_START_DATE	Start date cannot be greater than end date.
INVALID_LEGACY_PICKLIST_OPTION_ID	This is an invalid picklist value in import file or database for String.

## Related Information

[Country/region-Specific Fields \[page 797\]](#)

### 9.4.9.14.13 JobClassificationCountry

This entity contains job classification information for a country.

## Object information

```
MDF Object:JobClassificationCountry
Business Keys:JobClassification_effectiveStartDate, JobClassification_externalCode,
country
Effective-date:true
```

## Supported Operations

Query, Insert, Merge, Replace, Upsert, Delete

## Use Case 1: Query the Job Classification Information

### Request

Operation	Query
HTTP Method	GET
URI	https://<API-Server>/odata/v2/JobClassificationCountry?\$format=json

### Response

```
{
  "__metadata": {
    "uri": "https://<API-Server>/odata/v2/
JobClassificationCountry(JobClassification_effectiveStartDate=datetime'1990-01-01T00
:00:00',JobClassification_externalCode='EXE-CEO',country='USA')",
    "type": "SFOData.JobClassificationCountry"
  },
  "JobClassification_effectiveStartDate": "\/Date(631152000000)\/",
  "JobClassification_externalCode": "EXE-CEO",
  "country": "USA",
  "mdfSystemEffectiveEndDate": "\/Date(253402214400000)\/",
  "mdfSystemObjectType": "JobClassificationCountry",
  "mdfSystemVersionId": null,
  "lastModifiedDate": "\/Date(1447406820000+0000)\/",
  "effectiveStatus": "A",
  "mdfSystemTransactionSequence": "1",
  "mdfSystemRecordId": "4FCA7B68851E41C1936B2AE1D5E25E4C",
  "mdfSystemEntityId": "D5D533446DEA400FBC3388F5DDBA5C14",
  "lastModifiedDateWithTZ": "\/Date(1447406820000+0000)\/",
  "createdDate": "\/Date(1447435620000)\/",
  "mdfSystemRecordStatus": "N",
  "createdBy": "admin",
  "lastModifiedBy": "admin",
  "createdDateTime": "\/Date(1447406820000+0000)\/",
  "lastModifiedDate": "\/Date(1447435620000)\/",
  "mdfSystemEffectiveStartDate": "\/Date(-2208988800000)\/",
  "toJobClassificationAUS": {
    "__deferred": {
      "uri": "https://<API-Server>/odata/v2/
JobClassificationCountry(JobClassification_effectiveStartDate=datetime'1990-01-01T00
:00:00',JobClassification_externalCode='EXE-CEO',country='USA')/
toJobClassificationAUS"
    }
  },
  "toJobClassificationGBR": {
    "__deferred": {
      "uri": "https://<API-Server>/odata/v2/
JobClassificationCountry(JobClassification_effectiveStartDate=datetime'1990-01-01T00
:00:00',JobClassification_externalCode='EXE-CEO',country='USA')/
toJobClassificationGBR"
    }
  },
  "countryNav": {
    "__deferred": {
      "uri": "https://<API-Server>/odata/v2/
JobClassificationCountry(JobClassification_effectiveStartDate=datetime'1990-01-01T00
:00:00',JobClassification_externalCode='EXE-CEO',country='USA')/countryNav"
    }
  },
  "toJobClassificationFRA": {
    "__deferred": {
      "uri": "https://<API-Server>/odata/v2/
JobClassificationCountry(JobClassification_effectiveStartDate=datetime'1990-01-01T00
:00:00',JobClassification_externalCode='EXE-CEO',country='USA')/countryNav"
    }
  }
}
```

```

:00:00',JobClassification_externalCode='EXE-CEO',country='USA')/
toJobClassificationFRA"
    }
  },
  "toJobClassificationCAN": {
    "__deferred": {
      "uri": "https://<API-Server>/odata/v2/
JobClassificationCountry(JobClassification_effectiveStartDate=datetime'1990-01-01T00:00:00',JobClassification_externalCode='EXE-CEO',country='USA')/
toJobClassificationCAN"
    }
  },
  "toJobClassificationITA": {
    "__deferred": {
      "uri": "https://<API-Server>/odata/v2/
JobClassificationCountry(JobClassification_effectiveStartDate=datetime'1990-01-01T00:00:00',JobClassification_externalCode='EXE-CEO',country='USA')/
toJobClassificationITA"
    }
  },
  "toJobClassificationBRA": {
    "__deferred": {
      "uri": "https://<API-Server>/odata/v2/
JobClassificationCountry(JobClassification_effectiveStartDate=datetime'1990-01-01T00:00:00',JobClassification_externalCode='EXE-CEO',country='USA')/
toJobClassificationBRA"
    }
  },
  "effectiveStatusNav": {
    "__deferred": {
      "uri": "https://<API-Server>/odata/v2/
JobClassificationCountry(JobClassification_effectiveStartDate=datetime'1990-01-01T00:00:00',JobClassification_externalCode='EXE-CEO',country='USA')/effectiveStatusNav"
    }
  },
  "cust_toJobClassificationCHN": {
    "__deferred": {
      "uri": "https://<API-Server>/odata/v2/
JobClassificationCountry(JobClassification_effectiveStartDate=datetime'1990-01-01T00:00:00',JobClassification_externalCode='EXE-CEO',country='USA')/
cust_toJobClassificationCHN"
    }
  },
  "mdfSystemRecordStatusNav": {
    "__deferred": {
      "uri": "https://<API-Server>/odata/v2/
JobClassificationCountry(JobClassification_effectiveStartDate=datetime'1990-01-01T00:00:00',JobClassification_externalCode='EXE-CEO',country='USA')/
mdfSystemRecordStatusNav"
    }
  },
  "toJobClassificationUSA": {
    "__deferred": {
      "uri": "https://<API-Server>/odata/v2/
JobClassificationCountry(JobClassification_effectiveStartDate=datetime'1990-01-01T00:00:00',JobClassification_externalCode='EXE-CEO',country='USA')/
toJobClassificationUSA"
    }
  }
}

```

## Use Case 2: Upsert a Record of Job Classification for CEO

### Request

Operation	Upsert
HTTP Method	POST
URI	https://<API-Server>/odata/v2/upsert?\$format=json
Payload	<pre>{   "__metadata": {     "uri":     "JobClassificationCountry(JobClassification_effectiveStartDate=datetime'1990-01-01T00:00:00',JobClassification_externalCode='EXE-CEO',country='USA')",     "type":     "SFOData.JobClassificationCountry"   },   "JobClassification_effectiveStartDate":   "/Date(63115200000)/",   "JobClassification_externalCode":   "EXE-CEO",   "country": "USA" }</pre>

### Response

```
{
  "d": [
    {
      "key": "JobClassificationCountry/country='USA',JobClassificationCountry/JobClassificationCountry_externalCode='EXE_CEO',JobClassificationCountry/JobClassification_effectiveStartDate=1990-01-01T00:00:00.000-05:00",
      "status": "OK",
      "editStatus": "UPSERTED",
      "message": null,
      "index": 0,
      "statusCode": 200,
      "inlineResults": null
    }
  ]
}
```

### Error Codes

The table below lists different error codes generated when using this API.

AFFECTED_EXTERNAL_CODE_ERROR	This record cannot be saved since one or more records of this Code have reported errors.
END_DATE_EARLIER_THAN_START_DATE	Start date cannot be greater than end date.

INVALID\_LEGACY\_PICKLIST\_OPTION\_ID

This is an invalid picklist value in import file or database for String.

---

## Related Information

[SAP Business Accelerator Hub: JobClassificationCountry](#)

## 9.4.9.14.14 FOJobFunction

The FOJobFunction entity represents the Generic Object Job Function.

## Object Information

```
MDF Object:JobFunction
Business Keys: externalCode + startDate
Effective-date:true
```

## Supported Operations

Query, Insert, Merge, Replace, Upsert, Delete

## Properties and Navigation Properties

This section lists only the properties and navigation properties that require special business logic, permission, or other additional information. For more information, refer to the API dictionary in [Admin Center](#) [API Center](#) [OData API Data Dictionary](#) or the API metadata using query: `https://<api-server>/odata/v2/<Entity>/$metadata`.

Property	Description
mdfSystemRecordId	This property represents an MDF system field used as an identifier of an MDF record.

---

## Use Case 1: Get the Job Function Information by External Code

### Request

Operation	Query
HTTP Method	GET
URI	https://<API-Server>/ odata/v2/FOJobFunction? \$format=json&\$filter=externalCode eq '50070898'

### Response

```
{
  "d": {
    "results": [
      {
        "__metadata": {
          "uri": "https://<API-Server>/odata/v2/
FOJobFunction(externalCode='50070898',startDate=datetime'1900-01-01T00:00:00')",
          "type": "SFOData.FOJobFunction"
        },
        "externalCode": "50070898",
        "startDate": "/Date(-2208988800000)/",
        "description_ko_KR": "고객 관리자(영업)",
        "lastModifiedDateTime": "/Date(1440392298000+0000)/",
        "name_localized": "Account Managers (Sales)",
        "description_th_TH": null,
        "endDate": "/Date(253402214400000)/",
        "name_ko_KR": "고객 관리자(영업)",
        "createdDateTime": "/Date(1440392298000+0000)/",
        "name_th_TH": null,
        "description_ar_SA": null,
        "type": "3578",
        "description_pt_BR": "Gerentes de conta (Vendas)",
        "description_es_ES": "Supervisores de cuentas (Ventas)",
        "name_pt_BR": "Gerentes de conta (Vendas)",
        "description_nl_NL": null,
        "parentFunctionCode": null,
        "name_nl_NL": null,
        "description_defaultValue": "Account Managers (Sales)",
        "name_ar_SA": null,
        "name_de_DE": "Kundenbetreuer (Vertrieb)",
        "name_zh_TW": null,
        "name": "Account Managers (Sales)",
        "name_es_ES": "Supervisores de cuentas (Ventas)",
        "description_en_US": "Account Managers (Sales)",
        "description_en_DEBUG": null,
        "description_ru_RU": "Менеджеры по работе с клиентами (сбыт)",
        "status": "A",
        "name_ru_RU": "по работе с клиентами (сбыт)...",
        "description_ja_JP": "アカウントマネージャー (販売)",
        "description_fr_FR": "Gestionnaires de comptes (ventes)",
        "name_pt_PT": null,
        "description": "Account Managers (Sales)",
        "description_de_DE": "Kundenbetreuer (Vertrieb)",
        "name_fr_FR": "ionnaires de comptes (ventes)...",
        "name_en_DEBUG": null,
        "name_ja_JP": "アカウントマネージャー (販売)",
        "createdOn": "/Date(1440377898000)/",
        "name_en_US": "Account Managers (Sales)",
        "description_iw_IL": null,
        "description_zh_TW": null,
      }
    ]
  }
}
```



```

    "name_zh_CN": "客户经理 (销售)",
    "name_defaultValue": "Account Managers (Sales)",
    "description_en_GB": null,
    "lastModifiedBy": "admindlr",
    "name_en_GB": null,
    "jobFunctionType": "PR",
    "name_iw_IL": null,
    "lastModifiedOn": "/Date(1440377898000)/",
    "description_zh_CN": "客户经理 (销售)",
    "createdBy": "admindlr",
    "description_localized": "Account Managers (Sales)",
    "description_pt_PT": null,
    "nameTranslationTextNav": {
      "__deferred": {
        "uri": "https://<API-Server>/odata/v2/
FOJobFunction(externalCode='50070898',startDate=datetime'1900-01-01T00:00:00')/
nameTranslationTextNav"
      }
    },
    "typeNav": {
      "__deferred": {
        "uri": "https://<API-Server>/odata/v2/
FOJobFunction(externalCode='50070898',startDate=datetime'1900-01-01T00:00:00')/
typeNav"
      }
    },
    "descriptionTranslationTextNav": {
      "__deferred": {
        "uri": "https://<API-Server>/odata/v2/
FOJobFunction(externalCode='50070898',startDate=datetime'1900-01-01T00:00:00')/
descriptionTranslationTextNav"
      }
    },
    "statusNav": {
      "__deferred": {
        "uri": "https://<API-Server>/odata/v2/
FOJobFunction(externalCode='50070898',startDate=datetime'1900-01-01T00:00:00')/
statusNav"
      }
    },
    "descriptionTranslationNav": {
      "__deferred": {
        "uri": "https://<API-Server>/odata/v2/
FOJobFunction(externalCode='50070898',startDate=datetime'1900-01-01T00:00:00')/
descriptionTranslationNav"
      }
    },
    "parentFunctionCodeNav": {
      "__deferred": {
        "uri": "https://<API-Server>/odata/v2/
FOJobFunction(externalCode='50070898',startDate=datetime'1900-01-01T00:00:00')/
parentFunctionCodeNav"
      }
    },
    "jobFunctionTypeNav": {
      "__deferred": {
        "uri": "https://<API-Server>/odata/v2/
FOJobFunction(externalCode='50070898',startDate=datetime'1900-01-01T00:00:00')/
jobFunctionTypeNav"
      }
    },
    "nameTranslationNav": {
      "__deferred": {
        "uri": "https://<API-Server>/odata/v2/
FOJobFunction(externalCode='50070898',startDate=datetime'1900-01-01T00:00:00')/
nameTranslationNav"
      }
    }
  }
}

```

```
}
  ]
}
}
```

## Use Case 2: Update the Status of Job Function

### Request

Operation	Upsert
HTTP Method	POST
URI	https://<API-Server>/odata/v2/upsert?&\$format=json
Payload	<pre>{   "__metadata":{     "uri":"FOJobFunction(startDate=datetime'2014-09-11T00:00:00',externalCode='20000')",     "status":"A"   } }</pre>

### Response

```
{
  "d": [
    {
      "key": "FOJobFunction/externalCode=20000,FOJobFunction/startDate=2014-09-11T00:00:00.000-05:00",
      "status": "OK",
      "editStatus": "UPSERTED",
      "message": null,
      "index": 0,
      "httpCode": 200,
      "inlineResults": null
    }
  ]
}
```

## Error Codes

The table below lists different error codes generated when using this API.

AFFECTED_EXTERNAL_CODE_ERROR	This record cannot be saved since one or more records of this Code have reported errors.
END_DATE_EARLIER_THAN_START_DATE	Start date cannot be greater than end date.

## Related Information

[SAP Business Accelerator Hub: FOJobFunction](#) 

### 9.4.9.14.15 FOJobCode

The FO JobCode entity represents the Generic Object Job Classification.

#### Special Notes on FOJobCode Translation

Before the migration, you could handle the translatable fields in two ways. You would do translations for Job Code using Legacy Translations and FOTranslations. This is replaced with the MDF standard translation approach. Now translatable fields are handled in the same way as translatable fields in other migrated objects. This means that you have these additional fields such as name\_en\_US, name\_en\_GB, and so on in the object structure. To maintain backward compatibility, the old navigations to translations are maintained. However, they come with certain restrictions. Have a look:

##### Important changes to FOJobCode – name, description and custom string fields in APIs

- **Used locale to return data:** During migration of Job Code Translations, the Corporate Locale will be used to copy translations to the new persistency. While copying, the corporate language will be used to copy a default translations into the translatable fields of FO Job Code (such as name, description or custom string). After enabling the new translation feature, the SOAP and OData API will return those default values in the corporate language while it returned the values in the language of the API user before activating the feature. In case this corporate locale differs from the locale of the API user (can be seen in Employee Central UI through options for this user), the result of the translatable fields could differ. To avoid this, ensure that corporate language and API user language are the same before migrating or activating the new Job Code Translation feature in Provisioning. This is described later below.
- Before the migration, every custom string field of type *worker* was regarded as translatable if legacy translation was used. Thus, for every *worker* field, a navigation attribute was added leading to LocalizedData. After the migration, navigation attribute is still available, but this will not lead to any instance data.
- **Filters and sort on translation navigation:** After switching to the new Job Code Translation, the OData API will no longer support *filter*, and *order by* for the navigations of translatable fields in FO Job Code. Filter is still supported for default translation in field name. This means queries such as `/odata/v2/FOJobCode?$filter=nameTranslationNav/localizedDataTranslation+eq+'My Job Code'` will no longer be possible. Query such as `/odata/v2/FOJobCode?$filter=name+eq+'My Job Code'&$expand=nameTranslationNav` will still work.
- **Custom user ID fields:** If a custom string field was configured as of type *user*, the corresponding user ID was added to the translation table. With the new feature enabled, this user ID will now be returned in the corresponding field itself and is not available anymore in the translation table.

## Important changes to LocalizedData – name, description and custom string fields in APIs

- **Top, skip, orderby, and query without filter:** After switching to the new Job Code Translation, the LocalizedData Entity can be queried using simple filter (using `eq` or `in`). However, there is no support anymore for query without filter or paging, and ordering or sorting. LocalizedData must be retrieved using the Job Code query using **expand** and not queried directly.
- **Shortcut access:** Direct access to the LocalizedData without **\$filter** such as `odata/vs2/LocalizedData(localizedDataCode=('TR:421';localizedDataLocale='en_GB'))` is not possible anymore. Use `odata/v2/LocalizedData?$filter=localizedDataCode+eq+'TR:421'+and+localizedDataLocale+eq+'en_GB'` instead or do a direct expand from FOJobCode entity.
- **Changed business keys:** LocalizedData will have a different code instead of `TR:11`. A number such as 34569811 originating from the new GOLocalizedData will be returned.
- **Null-values for a translation:** This happens if LocalizedData is not returned anymore by the OData API. This is also true for expanded navigations in FOJobCode.

## Additional Information

### Set API User and Corporate Locale (in Provisioning)

#### → Remember

As a customer, you don't have access to Provisioning. To complete tasks in Provisioning, contact your implementation partner or Account Executive. For any non-implementation tasks, contact Product Support.

To minimize impact of change, make sure that you deal with setting the language as follows:

1. You have set the default language for your corporation in Provisioning.
2. You have set the user language under **Options > Change Language**. Make sure that the user language and the default language are the same.
3. Activate the Provisioning settings.

## Object Information

```
MDF Object:JobClassification
Business Keys: externalCode + startDate
Effective-date:true
```

## Supported Operations

Query, Insert, Merge, Replace, Upsert, Delete

## Properties and Navigation Properties

This section lists only the properties and navigation properties that require special business logic, permission, or other additional information. For more information, refer to the API dictionary in [Admin Center](#) [API Center](#) [OData API Data Dictionary](#) or the API metadata using query: `https://<api-server>/odata/v2/<Entity>/$metadata`.

Navigation Property	Description
localNavDEFAULT	Do not use this navigation property because it navigates to the empty entity <code>FOJobClassLocalDEFAULT</code> .
mdfSystemRecordId	This property represents an MDF system field used as an identifier of an MDF record.

## Use Case 1: Get the Job Code Information by External Code

### Request

Operation	Query
HTTP Method	GET
URI	<code>https://&lt;API-Server&gt;/odata/v2/FOJobCode?\$format=json&amp;\$filter=externalCode eq '50000074'</code>

### Response

```
{
  "d": {
    "results": [
      {
        "__metadata": {
          "uri": "https://<API-Server>/odata/v2/FOJobCode(externalCode='50000074',startDate=datetime'1990-01-01T00:00:00')",
          "type": "SFOData.FOJobCode"
        },
        "externalCode": "50000074",
        "startDate": "/Date(631152000000)/",
        "supervisorLevel": "29901",
        "name_ko_KR": "엔지니어링",
        "createdDateTime": "/Date(1440393282000+0000)/",
        "cust_string6_pt_PT": null,
        "cust_string1_th_TH": null,
        "name_pt_BR": "Engenharia",
        "cust_string7_ja_JP": null,
        "parentJobCode": null,
        "workerCompCode": null,
        "cust_string6_iw_IL": null,
        "cust_string6_localized": "t",
        "cust_string1_de_DE": null,
        "cust_string7_ru_RU": null,
        "cust_string1_ar_SA": null,
        "cust_string2_fr_FR": null,
        "grade": "GR-10",
      }
    ]
  }
}
```

```

"name_es_ES": "Ingeniería",
"cust_string7_de_DE": null,
"cust_string1_nl_NL": null,
"cust_string7_th_TH": null,
"isFulltimeEmployee": true,
"cust_string7_ar_SA": null,
"cust_string9_en_GB": "50070902",
"cust_string8_ru_RU": null,
"name_en_US": "Engineering",
"cust_string2_ja_JP": null,
"jobFunction": "50070902",
"cust_string6_th_TH": null,
"cust_string1_pt_PT": null,
"description_zh_TW": "工程設計",
"cust_string1_ru_RU": null,
"name_zh_CN": "工程设计",
"cust_string2_ru_RU": null,
"cust_string6_de_DE": null,
"description_en_GB": "Engineering",
"cust_string7_pt_PT": null,
"cust_string6_es_ES": null,
"name_en_GB": "Engineering",
"name_iw_IL": null,
"cust_string6_ar_SA": null,
"lastModifiedOn": "/Date(1495812945000)/",
"cust_string1_ja_JP": null,
"cust_string2_defaultValue": "Engineering",
"description_zh_CN": "工程设计",
"cust_string8_ja_JP": null,
"cust_string9_zh_TW": null,
"cust_string6_en_US": "t",
"cust_string6_zh_CN": null,
"description_ko_KR": "엔지니어링",
"lastModifiedDate": "/Date(1495827345000+0000)/",
"name_th_TH": null,
"cust_string9_defaultValue": "50070902",
"description_pt_BR": "Engenharia",
"cust_string8_en_GB": "Salary Grade 10 (GR-10)",
"cust_string6_ru_RU": null,
"cust_string9_en_US": null,
"cust_string7_iw_IL": null,
"cust_string9_zh_CN": null,
"cust_string2_pt_PT": null,
"cust_string8_nl_NL": null,
"regularTemporary": "R",
"name_nl_NL": null,
"cust_string9_ja_JP": null,
"name_ar_SA": null,
"name_de_DE": "Ingenieurwesen",
"name_zh_TW": "工程設計",
"cust_string7_ko_KR": null,
"name": "Engineering",
"cust_string9_localized": "50070902",
"description_ru_RU": "Машиностроение",
"name_ru_RU": "Машиностроение",
"cust_string6_en_GB": "t",
"name_pt_PT": null,
"cust_string5": "1",
"cust_string4": "R",
"cust_string3": "IC",
"cust_string7_nl_NL": null,
"description": "Engineering",
"description_de_DE": "Ingenieurwesen",
"cust_string8_en_US": "Salary Grade 10 (GR-10)",
"cust_string9_iw_IL": null,
"cust_string1_fr_FR": null,
"cust_string6_ko_KR": null,
"employeeClass": "4662",

```

```

"cust_string7_en_DEBUG": null,
"defaultSupervisorLevel": "1",
"cust_string8_iw_IL": null,
"defaultJobLevel": "IC",
"cust_string1_defaultValue": "50000074",
"cust_string7_zh_CN": null,
"cust_string1_pt_BR": null,
"cust_string2_de_DE": null,
"cust_string2_ar_SA": null,
"cust_string2_th_TH": null,
"cust_string6_nl_NL": null,
"createdBy": "admindlr",
"cust_string9_es_ES": null,
"cust_string7_en_GB": "Individual Contributor",
"cust_string6_zh_TW": null,
"description_pt_PT": null,
"description_th_TH": null,
"endDate": "/Date(253402214400000)/",
"description_ar_SA": null,
"cust_string2_es_ES": null,
"cust_string8_ko_KR": null,
"cust_string7_zh_TW": null,
"cust_string2_pt_BR": null,
"cust_string1_en_GB": "50000074",
"description_nl_NL": null,
"cust_string9_pt_PT": null,
"cust_string10": null,
"isRegular": "3612",
"cust_string8_es_ES": null,
"cust_string2_zh_CN": null,
"cust_string8_zh_CN": null,
"cust_string7_en_US": "Individual Contributor",
"cust_string1_zh_TW": null,
"status": "A",
"cust_string7_es_ES": null,
"cust_string8_pt_PT": null,
"description_fr_FR": "Ingénierie",
"name_fr_FR": "Ingénierie",
"name_en_DEBUG": null,
"createdOn": "/Date(1440378882000)/",
"cust_string8_en_DEBUG": null,
"cust_string8_zh_TW": null,
"description_iw_IL": null,
"cust_string2_zh_TW": null,
"cust_string9_ru_RU": null,
"name_defaultValue": "Engineering",
"cust_string1_en_DEBUG": null,
"cust_string9_ko_KR": null,
"jobLevel": "9838",
"cust_string2_ko_KR": null,
"cust_string6_defaultValue": "t",
"cust_string8_defaultValue": "Salary Grade 10 (GR-10)",
"cust_string6_en_DEBUG": null,
"defaultEmployeeClass": "1",
"cust_string9_nl_NL": null,
"cust_string2_nl_NL": null,
"name_localized": "Engineering",
"entityUUID": "26AE9D58CBDC6E05E0530B28080A8A5B",
"cust_string1_ko_KR": null,
"description_es_ES": "Ingeniería",
"cust_string8_localized": "Salary Grade 10 (GR-10)",
"cust_string8_th_TH": null,
"cust_string8_ar_SA": null,
"cust_string1_es_ES": null,
"cust_string6_fr_FR": null,
"standardHours": "40",
"cust_string6_pt_BR": null,
"cust_string9_pt_BR": null,

```

```

"description_defaultValue": "Engineering",
"cust_string9_fr_FR": null,
"cust_string2_en_GB": "Engineering",
"cust_string2_localized": "Engineering",
"cust_string9_en_DEBUG": null,
"cust_string6_ja_JP": null,
"description_en_US": "Engineering",
"description_en_DEBUG": null,
"description_ja_JP": "エンジニアリング",
"cust_string1_zh_CN": null,
"name_ja_JP": "エンジニアリング",
"cust_string7_localized": "Individual Contributor",
"cust_string8_de_DE": null,
"cust_string2_en_DEBUG": null,
"cust_string7_pt_BR": null,
"cust_string8_fr_FR": null,
"cust_string1_en_US": null,
"cust_string2_iw_IL": null,
"cust_string1_iw_IL": null,
"lastModifiedBy": "sfadmin",
"customString5": "4662",
"customString4": "3612",
"customString3": "9838",
"customString2": "Engineering",
"cust_string9_de_DE": null,
"customString9": "50070902",
"customString8": "Salary Grade 10 (GR-10)",
"customString7": "Individual Contributor",
"cust_string1_localized": "50000074",
"cust_string9_th_TH": null,
"customString6": "t",
"cust_string9_ar_SA": null,
"customString1": "50000074",
"cust_string7_defaultValue": "Individual Contributor",
"description_localized": "Engineering",
"cust_string2_en_US": "Engineering",
"cust_string8_pt_BR": null,
"cust_string7_fr_FR": null,
"nameTranslationTextNav": {
  "__deferred": {
    "uri": "https://<API-Server>/
odata/v2/FOJobCode(externalCode='50000074',startDate=datetime'1990-01-01T00:00:00')/
nameTranslationTextNav"
  }
},
"localNavCAN": {
  "__deferred": {
    "uri": "https://<API-Server>/
odata/v2/FOJobCode(externalCode='50000074',startDate=datetime'1990-01-01T00:00:00')/
localNavCAN"
  }
},
"cust_string6TranslationTextNav": {
  "__deferred": {
    "uri": "https://<API-Server>/
odata/v2/FOJobCode(externalCode='50000074',startDate=datetime'1990-01-01T00:00:00')/
cust_string6TranslationTextNav"
  }
},
"jobFunctionNav": {
  "__deferred": {
    "uri": "https://<API-Server>/
odata/v2/FOJobCode(externalCode='50000074',startDate=datetime'1990-01-01T00:00:00')/
jobFunctionNav"
  }
},
"cust_string7TranslationTextNav": {
  "__deferred": {

```



```

        "uri": "https://<API-Server>/
odata/v2/FOJobCode(externalCode='50000074',startDate=datetime'1990-01-01T00:00:00')/
cust_string7TranslationTextNav"
    }
  },
  "customString9TranslationNav": {
    "__deferred": {
      "uri": "https://<API-Server>/
odata/v2/FOJobCode(externalCode='50000074',startDate=datetime'1990-01-01T00:00:00')/
customString9TranslationNav"
    }
  },
  "descriptionTranslationNav": {
    "__deferred": {
      "uri": "https://<API-Server>/
odata/v2/FOJobCode(externalCode='50000074',startDate=datetime'1990-01-01T00:00:00')/
descriptionTranslationNav"
    }
  },
  "localNavUSA": {
    "__deferred": {
      "uri": "https://<API-Server>/
odata/v2/FOJobCode(externalCode='50000074',startDate=datetime'1990-01-01T00:00:00')/
localNavUSA"
    }
  },
  "jobLevelNav": {
    "__deferred": {
      "uri": "https://<API-Server>/
odata/v2/FOJobCode(externalCode='50000074',startDate=datetime'1990-01-01T00:00:00')/
jobLevelNav"
    }
  },
  "cust_string3Nav": {
    "__deferred": {
      "uri": "https://<API-Server>/
odata/v2/FOJobCode(externalCode='50000074',startDate=datetime'1990-01-01T00:00:00')/
cust_string3Nav"
    }
  },
  "regularTemporaryNav": {
    "__deferred": {
      "uri": "https://<API-Server>/
odata/v2/FOJobCode(externalCode='50000074',startDate=datetime'1990-01-01T00:00:00')/
regularTemporaryNav"
    }
  },
  "gradeNav": {
    "__deferred": {
      "uri": "https://<API-Server>/odata/v2/
FOJobCode(externalCode='50000074',startDate=datetime'1990-01-01T00:00:00')/gradeNav"
    }
  },
  "cust_string8TranslationTextNav": {
    "__deferred": {
      "uri": "https://<API-Server>/
odata/v2/FOJobCode(externalCode='50000074',startDate=datetime'1990-01-01T00:00:00')/
cust_string8TranslationTextNav"
    }
  },
  "defaultEmployeeClassNav": {
    "__deferred": {
      "uri": "https://<API-Server>/
odata/v2/FOJobCode(externalCode='50000074',startDate=datetime'1990-01-01T00:00:00')/
defaultEmployeeClassNav"
    }
  },
  "cust_string1TranslationTextNav": {

```

```

        "__deferred": {
            "uri": "https://<API-Server>/
odata/v2/FOJobCode(externalCode='50000074',startDate=datetime'1990-01-01T00:00:00')/
cust_string1TranslationTextNav"
        },
        "customString3Nav": {
            "__deferred": {
                "uri": "https://<API-Server>/
odata/v2/FOJobCode(externalCode='50000074',startDate=datetime'1990-01-01T00:00:00')/
customString3Nav"
            }
        },
        "defaultSupervisorLevelNav": {
            "__deferred": {
                "uri": "https://<API-Server>/
odata/v2/FOJobCode(externalCode='50000074',startDate=datetime'1990-01-01T00:00:00')/
defaultSupervisorLevelNav"
            }
        },
        "localNavFRA": {
            "__deferred": {
                "uri": "https://<API-Server>/
odata/v2/FOJobCode(externalCode='50000074',startDate=datetime'1990-01-01T00:00:00')/
localNavFRA"
            }
        },
        "localNavDEFLT": {
            "__deferred": {
                "uri": "https://<API-Server>/
odata/v2/FOJobCode(externalCode='50000074',startDate=datetime'1990-01-01T00:00:00')/
localNavDEFLT"
            }
        },
        "localNavGBR": {
            "__deferred": {
                "uri": "https://<API-Server>/
odata/v2/FOJobCode(externalCode='50000074',startDate=datetime'1990-01-01T00:00:00')/
localNavGBR"
            }
        },
        "customString2TranslationNav": {
            "__deferred": {
                "uri": "https://<API-Server>/
odata/v2/FOJobCode(externalCode='50000074',startDate=datetime'1990-01-01T00:00:00')/
customString2TranslationNav"
            }
        },
        "localNavAUS": {
            "__deferred": {
                "uri": "https://<API-Server>/
odata/v2/FOJobCode(externalCode='50000074',startDate=datetime'1990-01-01T00:00:00')/
localNavAUS"
            }
        },
        "customString7TranslationNav": {
            "__deferred": {
                "uri": "https://<API-Server>/
odata/v2/FOJobCode(externalCode='50000074',startDate=datetime'1990-01-01T00:00:00')/
customString7TranslationNav"
            }
        },
        "parentJobCodeNav": {
            "__deferred": {
                "uri": "https://<API-Server>/
odata/v2/FOJobCode(externalCode='50000074',startDate=datetime'1990-01-01T00:00:00')/
parentJobCodeNav"
            }
        }
    }
}

```

```

    },
    "customString4Nav": {
      "__deferred": {
        "uri": "https://<API-Server>/
odata/v2/FOJobCode(externalCode='50000074',startDate=datetime'1990-01-01T00:00:00')/
customString4Nav"
      }
    },
    "cust_string5Nav": {
      "__deferred": {
        "uri": "https://<API-Server>/
odata/v2/FOJobCode(externalCode='50000074',startDate=datetime'1990-01-01T00:00:00')/
cust_string5Nav"
      }
    },
    "descriptionTranslationTextNav": {
      "__deferred": {
        "uri": "https://<API-Server>/
odata/v2/FOJobCode(externalCode='50000074',startDate=datetime'1990-01-01T00:00:00')/
descriptionTranslationTextNav"
      }
    },
    "statusNav": {
      "__deferred": {
        "uri": "https://<API-Server>/
odata/v2/FOJobCode(externalCode='50000074',startDate=datetime'1990-01-01T00:00:00')/
statusNav"
      }
    },
    "toJobClassificationCountry": {
      "__deferred": {
        "uri": "https://<API-Server>/
odata/v2/FOJobCode(externalCode='50000074',startDate=datetime'1990-01-01T00:00:00')/
toJobClassificationCountry"
      }
    },
    "localNavITA": {
      "__deferred": {
        "uri": "https://<API-Server>/
odata/v2/FOJobCode(externalCode='50000074',startDate=datetime'1990-01-01T00:00:00')/
localNavITA"
      }
    },
    "customString8TranslationNav": {
      "__deferred": {
        "uri": "https://<API-Server>/
odata/v2/FOJobCode(externalCode='50000074',startDate=datetime'1990-01-01T00:00:00')/
customString8TranslationNav"
      }
    },
    "nameTranslationNav": {
      "__deferred": {
        "uri": "https://<API-Server>/
odata/v2/FOJobCode(externalCode='50000074',startDate=datetime'1990-01-01T00:00:00')/
nameTranslationNav"
      }
    },
    "isRegularNav": {
      "__deferred": {
        "uri": "https://<API-Server>/
odata/v2/FOJobCode(externalCode='50000074',startDate=datetime'1990-01-01T00:00:00')/
isRegularNav"
      }
    },
    "customString5Nav": {
      "__deferred": {

```

```

        "uri": "https://<API-Server>/
odata/v2/FOJobCode(externalCode='50000074',startDate=datetime'1990-01-01T00:00:00')/
customString5Nav"
    },
    "defaultJobLevelNav": {
        "__deferred": {
            "uri": "https://<API-Server>/
odata/v2/FOJobCode(externalCode='50000074',startDate=datetime'1990-01-01T00:00:00')/
defaultJobLevelNav"
        }
    },
    "cust_string9TranslationTextNav": {
        "__deferred": {
            "uri": "https://<API-Server>/
odata/v2/FOJobCode(externalCode='50000074',startDate=datetime'1990-01-01T00:00:00')/
cust_string9TranslationTextNav"
        }
    },
    "customString1TranslationNav": {
        "__deferred": {
            "uri": "https://<API-Server>/
odata/v2/FOJobCode(externalCode='50000074',startDate=datetime'1990-01-01T00:00:00')/
customString1TranslationNav"
        }
    },
    "customString6TranslationNav": {
        "__deferred": {
            "uri": "https://<API-Server>/
odata/v2/FOJobCode(externalCode='50000074',startDate=datetime'1990-01-01T00:00:00')/
customString6TranslationNav"
        }
    },
    "cust_string10Nav": {
        "__deferred": {
            "uri": "https://<API-Server>/
odata/v2/FOJobCode(externalCode='50000074',startDate=datetime'1990-01-01T00:00:00')/
cust_string10Nav"
        }
    },
    "cust_string2TranslationTextNav": {
        "__deferred": {
            "uri": "https://<API-Server>/
odata/v2/FOJobCode(externalCode='50000074',startDate=datetime'1990-01-01T00:00:00')/
cust_string2TranslationTextNav"
        }
    },
    "cust_string4Nav": {
        "__deferred": {
            "uri": "https://<API-Server>/
odata/v2/FOJobCode(externalCode='50000074',startDate=datetime'1990-01-01T00:00:00')/
cust_string4Nav"
        }
    },
    "employeeClassNav": {
        "__deferred": {
            "uri": "https://<API-Server>/
odata/v2/FOJobCode(externalCode='50000074',startDate=datetime'1990-01-01T00:00:00')/
employeeClassNav"
        }
    },
    "localNavBRA": {
        "__deferred": {
            "uri": "https://<API-Server>/
odata/v2/FOJobCode(externalCode='50000074',startDate=datetime'1990-01-01T00:00:00')/
localNavBRA"
        }
    },
}

```

```

        "supervisorLevelNav": {
            "__deferred": {
                "uri": "https://<API-Server>/
odata/v2/FOJobCode(externalCode='50000074',startDate=datetime'1990-01-01T00:00:00')/
supervisorLevelNav"
            }
        }
    ]
}

```

## Use Case 2: Update the Status of Job Code

### Request

Operation	Upsert
HTTP Method	POST
URI	https://<API-Server>/odata/v2/upsert? \$format=json
Payload	<pre> {   "__metadata": {     "uri": "FOJobCode(startDate=datetime'2014-09-11 T00:00:00',externalCode='20000')"   },   "status": "A" } </pre>

### Response

```

{
  "d": [
    {
      "key": "FOJobCode/externalCode=20000,FOJobCode/
startDate=2014-09-11T00:00:00.000-05:00",
      "status": "OK",
      "editStatus": "UPSERTED",
      "message": null,
      "index": 0,
      "statusCode": 200,
      "inlineResults": null
    }
  ]
}

```

## Error Codes

The table below lists different error codes generated when using this API.

AFFECTED_EXTERNAL_CODE_ERROR	This record cannot be saved since one or more records of this Code have reported errors.
END_DATE_EARLIER_THAN_START_DATE	Start date cannot be greater than end date.
INVALID_LEGACY_PICKLIST_OPTION_ID	This is an invalid picklist value in import file or database for String.

## Related Information

[SAP Business Accelerator Hub: FOJobCode](#)

### 9.4.9.14.16 FOPayGroup

The FOPayGroup entity represents the Generic Object Pay Group.

## Object Information

```
MDF Object: PayGroup
Business Keys: externalCode + startDate
Effective-date: true
```

## Supported Operations

Query, Insert, Merge, Replace, Upsert, Delete

## Properties and Navigation Properties

This section lists only the properties and navigation properties that require special business logic, permission, or other additional information. For more information, refer to the API dictionary in [Admin Center](#) [API Center](#) [OData API Data Dictionary](#) or the API metadata using query: `https://<api-server>/odata/v2/<Entity>/$metadata`.

Property	Description
mdfSystemRecordId	This property represents an MDF system field used as an identifier of an MDF record.

## Use Case 1: Get the Pay Group Information for China

### Request

Operation	Query
HTTP Method	GET
URI	https://<API-Server>/odata/v2/FOPayGroup?\$format=json&\$filter=externalCode eq 'CN'

### Response

```
{
  "d": {
    "results": [
      {
        "__metadata": {
          "uri": "https://<API-Server>/odata/v2/FOPayGroup(externalCode='CN',startDate=datetime'1900-01-01T00:00:00')",
          "type": "SFOData.FOPayGroup"
        },
        "externalCode": "CN",
        "startDate": "/Date(-2208988800000)/",
        "primaryContactName": null,
        "description_ko_KR": "중국 매월",
        "lastModifiedDate": "/Date(1440391081000+0000)/",
        "name_localized": "China Monthly",
        "description_th_TH": null,
        "endDate": "/Date(253402214400000)/",
        "name_ko_KR": "중국 매월",
        "createdDateTime": "/Date(1440391081000+0000)/",
        "name_th_TH": null,
        "dataDelimiter": null,
        "description_ar_SA": null,
        "paymentFrequency": "MT",
        "description_pt_BR": "China mensal",
        "lag": null,
        "description_es_ES": "Mensual (China)",
        "name_pt_BR": "China mensal",
        "description_nl_NL": null,
        "name_nl_NL": null,
        "decimalPoint": null,
        "secondaryContactName": null,
        "description_defaultValue": "China Monthly",
        "name_ar_SA": null,
        "payrollVendorId": null,
        "name_de_DE": "Monatlich (China)",
        "name_zh_TW": null,
        "name": "China Monthly",
        "name_es_ES": "Mensual (China)",
        "description_en_US": "China Monthly",
        "description_en_DEBUG": null,
        "description_ru_RU": "КИТАЙ, ежемесячно",
        "status": "A",
      }
    ]
  }
}
```

```

"name_ru_RU": "Китай, ежемесячно",
"description_ja_JP": "毎月 (中国)",
"description_fr_FR": "Chine mensuel",
"name_pt_PT": null,
"secondaryContactID": null,
"payFrequency": "4619",
"description": "China Monthly",
"description_de_DE": "Monatlich (China)",
"name_fr_FR": "Chine mensuel",
"name_en_DEBUG": null,
"name_ja_JP": "毎月 (中国)",
"createdOn": "/Date(1440376681000)/",
"primaryContactID": null,
"name_en_US": "China Monthly",
"description_iw_IL": null,
"description_zh_TW": null,
"primaryContactEmail": null,
"name_zh_CN": "中国 - 每月",
"weeksInPayPeriod": null,
"name_defaultValue": "China Monthly",
"description_en_GB": null,
"lastModifiedBy": "admindlr",
"name_en_GB": null,
"name_iw_IL": null,
"lastModifiedOn": "/Date(1440376681000)/",
"earliestChangeDate": null,
"description_zh_CN": "中国 - 每月",
"createdBy": "admindlr",
"secondaryContactEmail": null,
"description_localized": "China Monthly",
"description_pt_PT": null,
"nameTranslationTextNav": {
  "__deferred": {
    "uri": "https://<API-Server>/
odata/v2/FOPayGroup(externalCode='CN',startDate=datetime'1900-01-01T00:00:00')/
nameTranslationTextNav"
  }
},
"descriptionTranslationTextNav": {
  "__deferred": {
    "uri": "https://<API-Server>/
odata/v2/FOPayGroup(externalCode='CN',startDate=datetime'1900-01-01T00:00:00')/
descriptionTranslationTextNav"
  }
},
"payFrequencyNav": {
  "__deferred": {
    "uri": "https://<API-Server>/
odata/v2/FOPayGroup(externalCode='CN',startDate=datetime'1900-01-01T00:00:00')/
payFrequencyNav"
  }
},
"statusNav": {
  "__deferred": {
    "uri": "https://<API-Server>/odata/v2/
FOPayGroup(externalCode='CN',startDate=datetime'1900-01-01T00:00:00')/statusNav"
  }
},
"descriptionTranslationNav": {
  "__deferred": {
    "uri": "https://<API-Server>/
odata/v2/FOPayGroup(externalCode='CN',startDate=datetime'1900-01-01T00:00:00')/
descriptionTranslationNav"
  }
},
"paymentFrequencyNav": {
  "__deferred": {

```



```

        "uri": "https://<API-Server>/
odata/v2/FOPayGroup(externalCode='CN',startDate=datetime'1900-01-01T00:00:00')/
paymentFrequencyNav"
    },
    "nameTranslationNav": {
        "__deferred": {
            "uri": "https://<API-Server>/odata/v2/
FOPayGroup(externalCode='CN',

```

## Use Case 2: Update the Status of Pay Group

### Request

Operation	Upsert
HTTP Method	POST
URI	https://<API-Server>/odata/v2/upsert? \$format=json
Payload	<pre> {   "__metadata":{     "uri":"FOPayGroup(startDate=datetime'2014-09-11T00:00:00',externalCode='20000')"}   ,   "status":"A" } </pre>

### Response

```

{
  "d": [
    {
      "key": "FOPayGroup/externalCode=20000,FOPayGroup/
startDate=2014-09-11T00:00:00.000-05:00",
      "status": "OK",
      "editStatus": "UPSERTED",
      "message": null,
      "index": 0,
      "httpCode": 200,
      "inlineResults": null
    }
  ]
}

```

## Error Codes

The table below lists different error codes generated when using this API.

AFFECTED_EXTERNAL_CODE_ERROR	This record cannot be saved since one or more records of this Code have reported errors.
END_DATE_EARLIER_THAN_START_DATE	Start date cannot be greater than end date.
INVALID_LEGACY_PICKLIST_OPTION_ID	This is an invalid picklist value in import file or database for String.

## Related Information

[SAP Business Accelerator Hub: FOPayGroup](#) 

### 9.4.9.14.17 PayCalendar

This is a foundation object that describes a pay calendar for a particular pay group. This means it is the collection of all pay periods referring to the same pay group.

## Object information

```
MDF Object: PayCalendar
Business Keys: payGroup
Effective-date: false
```

## Supported Operations

Query, Insert, Merge, Replace, Upsert, Delete

## Properties and Navigation Properties

This section lists only the properties and navigation properties that require special business logic, permission, or other additional information. For more information, refer to the API dictionary in [Admin Center](#) [API Center](#) [OData API Data Dictionary](#) or the API metadata using query: `https://<api-server>/odata/v2/<Entity>/$metadata`.

## Use Case 1: Get the Pay Calendar for the APAC Pay Group

### Request

Operation	Query
HTTP Method	GET
URI	https://<API-Server>/odata/v2/PayCalendar? \$format=json&\$filter=payGroup eq 'APAC_GROUP'

### Response

```
{
  "__metadata": {
    "uri": "https://<API-Server>/odata/v2/PayCalendar('APAC_GROUP')",
    "type": "SFOData.PayCalendar"
  },
  "payGroup": "APAC_GROUP",
  "mdfSystemEffectiveEndDate": "\/Date(25340221440000)\/",
  "mdfSystemObjectType": "PayCalendar",
  "mdfSystemVersionId": null,
  "lastModifiedDate": "\/Date(1447049529000+0000)\/",
  "mdfSystemTransactionSequence": "1",
  "createdBy": "admin",
  "mdfSystemRecordId": "B48CD96182B440348ECAE2439136091E",
  "mdfSystemEntityId": "A2FF33F88E724BF386D5D225975D0F17",
  "createdDateTime": "\/Date(1442990456000+0000)\/",
  "lastModifiedBy": "admin",
  "mdfSystemStatus": "A",
  "lastModifiedDate": "\/Date(1447078329000)\/",
  "mdfSystemEffectiveStartDate": "\/Date(-220898880000)\/",
  "lastModifiedDateWithTZ": "\/Date(1447049529000+0000)\/",
  "createdDate": "\/Date(1443019256000)\/",
  "mdfSystemRecordStatus": "N",
  "payGroupNav": {
    "__deferred": {
      "uri": "https://<API-Server>/odata/v2/PayCalendar('APAC_GROUP')/"
    }
  },
  "payGroupNav": "https://<API-Server>/odata/v2/PayCalendar('APAC_GROUP')/",
  "mdfSystemRecordStatusNav": {
    "__deferred": {
      "uri": "https://<API-Server>/odata/v2/PayCalendar('APAC_GROUP')/"
    }
  },
  "mdfSystemRecordStatusNav": "https://<API-Server>/odata/v2/PayCalendar('APAC_GROUP')/",
  "toPayPeriod": {
    "__deferred": {
      "uri": "https://<API-Server>/odata/v2/PayCalendar('APAC_GROUP')/"
    }
  },
  "toPayPeriod": "https://<API-Server>/odata/v2/PayCalendar('APAC_GROUP')/",
  "mdfSystemStatusNav": {
    "__deferred": {
      "uri": "https://<API-Server>/odata/v2/PayCalendar('APAC_GROUP')/"
    }
  },
  "mdfSystemStatusNav": "https://<API-Server>/odata/v2/PayCalendar('APAC_GROUP')/"
}
```

## Use Case 2: Update the Pay Group of Pay Calendar

### Request

Operation	Upsert
HTTP Method	POST
URI	https://<API-Server>/odata/v2/upsert?\$format=json
Payload	<pre>{   "__metadata": {     "uri": "PayCalendar(externalCode='APAC_GROUPOUP')",   },   payGroup: "APAC_GROUP" }</pre>

### Response

```
{
  "d": [
    {
      "key": "PayCalendar/externalCode='APAC_GROUP'",
      "status": "OK",
      "editStatus": "UPSERTED",
      "message": null,
      "index": 0,
      "httpCode": 200,
      "inlineResults": null
    }
  ]
}
```

### Error Codes

The table below lists different error codes generated when using this API.

AFFECTED_EXTERNAL_CODE_ERROR	This record cannot be saved since one or more records of this Code have reported errors.
END_DATE_EARLIER_THAN_START_DATE	Start date cannot be greater than end date.
INVALID_LEGACY_PICKLIST_OPTION_ID	This is an invalid picklist value in import file or database for String.

### Related Information

[SAP Business Accelerator Hub: PayCalendar](#)

## 9.4.9.14.17.1 PayPeriod

Pay Period is the child object of GO Pay Calendar.

### Object information

```
MDF Object: PayPeriod
Business Keys: PayCalendar_payGroup, externalCode
Effective-date: false
```

### Supported Operations

Query, Insert, Merge, Replace, Upsert, Delete

### Properties and Navigation Properties

This section lists only the properties and navigation properties that require special business logic, permission, or other additional information. For more information, refer to the API dictionary in [Admin Center](#) > [API Center](#) > [OData API Data Dictionary](#) or the API metadata using query: `https://<api-server>/odata/v2/<Entity>/$metadata`.

### Use Case 1: Get the Pay Period for the APAC Pay Group

#### Request

Operation	Query
HTTP Method	GET
URI	<code>https://&lt;API-Server&gt;/odata/v2/PayPeriod?\$format=json&amp;\$filter=PayCalendar_payGroup eq 'APAC_GROUP'</code>

#### Response

```
{
  "d": {
    "results": [
      {
        "__metadata": {
          "uri": "https://<API-Server>/odata/v2/PayPeriod(PayCalendar_payGroup='APAC_GROUP', externalCode=6636L)",
          "type": "SFOData.PayPeriod"
        }
      }
    ]
  }
}
```

```

    },
    "PayCalendar_payGroup": "APAC_GROUP",
    "externalCode": "6636",
    "payPeriodBeginDate": "\/Date(946684800000)\/",
    "mdfSystemEffectiveEndDate": "\/Date(253402214400000)\/",
    "mdfSystemObjectType": "PayPeriod",
    "mdfSystemVersionId": null,
    "runType": "INC",
    "offcycle": false,
    "lastModifiedDate": "\/Date(1447049529000+0000)\/",
    "mdfSystemTransactionSequence": "1",
    "cust_string1": "b",
    "mdfSystemRecordId": "1ACED403FA1E4132B37D839DBDB87FB7",
    "createdBy": "admin",
    "mdfSystemEntityId": "818F9E53B6654906BFCDAA0E1BAA5F607",
    "processingRunId": "1",
    "createdDateTime": "\/Date(1442990456000+0000)\/",
    "lastModifiedBy": "admin",
    "mdfSystemStatus": "A",
    "lastModifiedDate": "\/Date(1447078329000)\/",
    "mdfSystemEffectiveStartDate": "\/Date(-2208988800000)\/",
    "lastModifiedDateWithTZ": "\/Date(1447049529000+0000)\/",
    "payPeriodEndDate": "\/Date(1609372800000)\/",
    "payCheckIssueDate": null,
    "createdDate": "\/Date(1443019256000)\/",
    "mdfSystemRecordStatus": "N",
    "runTypeNav": {
      "__deferred": {
        "uri": "https://<API-Server>/odata/v2/
PayPeriod(PayCalendar_payGroup='APAC_GROUP',externalCode=6636L)/runTypeNav"
      }
    },
    "mdfSystemRecordStatusNav": {
      "__deferred": {
        "uri": "https://<API-
Server>/odata/v2/PayPeriod(PayCalendar_payGroup='APAC_GROUP',externalCode=6636L)/
mdfSystemRecordStatusNav"
      }
    },
    "mdf{
      "__metadata": {
        "uri": "https://<API-Server>/odata/v2/
PayPeriod(PayCalendar_payGroup='APAC_GROUP',externalCode=6636L)",
        "type": "SFOData.PayPeriod"
      }
    },
    "PayCalendar_payGroup": "APAC_GROUP",
    "externalCode": "6636",
    "payPeriodBeginDate": "\/Date(946684800000)\/",
    "mdfSystemEffectiveEndDate": "\/Date(253402214400000)\/",
    "mdfSystemObjectType": "PayPeriod",
    "mdfSystemVersionId": null,
    "runType": "INC",
    "offcycle": false,
    "lastModifiedDate": "\/Date(1447049529000+0000)\/",
    "mdfSystemTransactionSequence": "1",
    "cust_string1": "b",
    "mdfSystemRecordId": "1ACED403FA1E4132B37D839DBDB87FB7",
    "createdBy": "admin",
    "mdfSystemEntityId": "818F9E53B6654906BFCDAA0E1BAA5F607",
    "processingRunId": "1",
    "createdDateTime": "\/Date(1442990456000+0000)\/",
    "lastModifiedBy": "admin",
    "mdfSystemStatus": "A",
    "lastModifiedDate": "\/Date(1447078329000)\/",
    "mdfSystemEffectiveStartDate": "\/Date(-2208988800000)\/",
    "lastModifiedDateWithTZ": "\/Date(1447049529000+0000)\/",
    "payPeriodEndDate": "\/Date(1609372800000)\/",
    "payCheckIssueDate": null,

```

```

    "createdDate": "\/Date(1443019256000)\/",
    "mdfSystemRecordStatus": "N",
    "runTypeNav": {
      "__deferred": {
        "uri": "https://<API-Server>/odata/v2/
PayPeriod(PayCalendar_payGroup='APAC_GROUP',externalCode=6636L)/runTypeNav"
      }
    },
    "mdfSystemRecordStatusNav": {
      "__deferred": {
        "uri": "https://<API-
Server>/odata/v2/PayPeriod(PayCalendar_payGroup='APAC_GROUP',externalCode=6636L)/
mdfSystemRecordStatusNav"
      }
    },
    "mdfSystemStatusNav": {
      "__deferred": {
        "uri": "https://<API-Server>/odata/v2/
PayPeriod(PayCalendar_payGroup='APAC_GROUP',externalCode=6636L)/mdfSystemStatusNav"
      }
    }
  }
  "SystemStatusNav ": {
    "__deferred": {
      "uri": "https://<API-Server>/odata/v2/
PayPeriod(PayCalendar_payGroup='APAC_GROUP',externalCode=6636L)/mdfSystemStatusNav"
    }
  }
}
]
}
}

```

## Use Case 2: Upsert a Record of Pay Period

### Request

Operation	Upsert
HTTP Method	POST
URI	https://<API-Server>/odata/v2/upsert? \$format=json
Payload	<pre> {   "__metadata": {     "uri": "https:// &lt;API-Server&gt;/odata/v2/ PayPeriod(PayCalendar_payGroup='UM',exte rnalCode=474699L)",     "type":     "SFOData.PayPeriod"   },   "externalCode":   "474699",   "PayCalendar_payGroup":   "UM", } </pre>

## Response

```
{
  "d": [
    {
      "key": "PayPeriod/PayCalendar_payGroup=UM,PayPeriod/externalCode=474699",
      "status": "OK",
      "editStatus": "UPSERTED",
      "message": null,
      "index": 0,
      "httpCode": 200,
      "inlineResults": null
    }
  ]
}
```

## Error Codes

The table below lists different error codes generated when using this API.

AFFECTED_EXTERNAL_CODE_ERROR	This record cannot be saved since one or more records of this Code have reported errors.
END_DATE_EARLIER_THAN_START_DATE	Start date cannot be greater than end date.
INVALID_LEGACY_PICKLIST_OPTION_ID	This is an invalid picklist value in import file or database for String.

## Related Information

[SAP Business Accelerator Hub: PayPeriod](#) 



## 9.4.10 Global Benefits

Global Benefits offers a simplified, one-stop shop Benefits administration tool for organizations spread across the globe.

### 9.4.10.1 ACAReportingInformation

This entity is used for reporting the status of Offered Insurance plan as per ACA and would be used as an integrating object.

#### Note

This API is read-only. To create or edit data, please use imports function.

## Supported Operations

Query

## Properties and Navigation Properties

This section lists only the properties and navigation properties that require special business logic, permission, or other additional information. For more information, refer to the API dictionary in [Admin Center](#) [API Center](#) [OData API Data Dictionary](#) or the API metadata using query: `https://<api-server>/odata/v2/<Entity>/$metadata`.

### Properties

Property	Description
<code>mecPlan</code>	This field returns the details about the plan offered.
<code>offerStatus</code>	This field returns the current status of the offered plan (OFFERED/ENROLLED).
<code>dependentDetails</code>	This field when expanded returns a list of enrolled dependent details.

## Navigation Properties

Navigation Property	Related Entity	Description
dependentDetails	ACAReportingDependentDetails	Navigation to the composite child association which holds the list of enrolled dependents.

## Use Case: Get all the ACAReportingInformation

This example shows how to get all the ACAReportingInformation.

### Request

Operation	Query
HTTP Method	GET
URI	https://<hostname>/odata/v2/ACAReportingInformation?\$format=json

### Response

```
{
  "d": {
    "results": [
      {
        "__metadata": {
          "uri": "https://<api-server>/odata/v2/ACAReportingInformation('EXTCODE1')",
          "type": "SFOData.ACAReportingInformation"
        },
        "externalCode": "EXTCODE1",
        "lastModifiedDate": "/Date(1652876212000+0000)/",
        "createdDateTime": "/Date(1652876212000+0000)/",
        "minimumCostValue": "100",
        "enrollmentEffectiveFrom": "/Date(1654041600000)/",
        "workerId": "athompson1",
        "enrollmentRequestDate": null,
        "lastModifiedBy": "admin",
        "benefitEligibilityEndDate": "/Date(1665360000000)/",
        "mdfSystemRecordStatus": "N",
        "mecPlan": "PLAN_PER1",
        "benefit": "INS_PC_PERCENT_RULE",
        "offerStatus": "OFFERED",
        "optOutDate": "/Date(1665360000000)/",
        "createdBy": "admin",
        "offerDate": "/Date(1651363200000)/",
        "schedulePeriod": "2022",
        "createdByNav": {
          "__deferred": {
            "uri": "https://<api-server>/odata/v2/ACAReportingInformation('EXTCODE1')/createdByNav"
          }
        },
        "mecPlanNav": {
          "__deferred": {
```

```

        "uri": "https://<api-server>/odata/v2/
ACAREportingInformation('EXTCODE1')/mecPlanNav"
    },
    "lastModifiedByNav": {
        "__deferred": {
            "uri": "https://<api-server>/odata/v2/
ACAREportingInformation('EXTCODE1')/lastModifiedByNav"
        }
    },
    "mdfSystemRecordStatusNav": {
        "__deferred": {
            "uri": "https://<api-server>/odata/v2/
ACAREportingInformation('EXTCODE1')/mdfSystemRecordStatusNav"
        }
    },
    "workerIdNav": {
        "__deferred": {
            "uri": "https://<api-server>/odata/v2/
ACAREportingInformation('EXTCODE1')/workerIdNav"
        }
    },
    "dependentDetails": {
        "__deferred": {
            "uri": "https://<api-server>/odata/v2/
ACAREportingInformation('EXTCODE1')/dependentDetails"
        }
    },
    "schedulePeriodNav": {
        "__deferred": {
            "uri": "https://<api-server>/odata/v2/
ACAREportingInformation('EXTCODE1')/schedulePeriodNav"
        }
    },
    "benefitNav": {
        "__deferred": {
            "uri": "https://<api-server>/odata/v2/
ACAREportingInformation('EXTCODE1')/benefitNav"
        }
    },
    "offerStatusNav": {
        "__deferred": {
            "uri": "https://<api-server>/odata/v2/
ACAREportingInformation('EXTCODE1')/offerStatusNav"
        }
    },
    "wfRequestNav": {
        "__deferred": {
            "uri": "https://<api-server>/odata/v2/
ACAREportingInformation('EXTCODE1')/wfRequestNav"
        }
    }
}
]
}
}

```

## 9.4.10.2 ACAReportingDependentDetails

This entity contains detailed information about the enrolled dependents of the user who has enrolled for an offered Insurance plan as part of the ACA.

### Note

This API is read-only. To create or edit data, please use imports function.

## Supported Operations

Query

## Properties and Navigation Properties

This section lists only the properties and navigation properties that require special business logic, permission, or other additional information. For more information, refer to the API dictionary in [Admin Center](#) [API Center](#) [OData API Data Dictionary](#) or the API metadata using query: `https://<api-server>/odata/v2/<Entity>/$metadata`.

### Properties

Property	Description
externalCode	This field returns the auto-generated number external code.
dependentName	This field returns the name of the dependent (First Name + Middle Name + Last Name).

## Use Case: Get the ACAReportingDependentDetails Objects Created in the System

This example shows how to get all the ACAReportingDependentDetails objects created in the system.

### Request

Operation	Query
HTTP Method	GET

URI

https://<hostname>/odata/v2/ACAReportingDependentDetails?  
\$format=json

## Response

```
{
  "d": {
    "results": [
      {
        "__metadata": {
          "uri": "https://<api-server>/odata/v2/
ACAReportingDependentDetails(ACAReportingInformation_externalCode='EXTCODE1', externa
lCode=16686L)",
          "type": "SFOData.ACAReportingDependentDetails"
        },
        "externalCode": "16686",
        "ACAReportingInformation_externalCode": "EXTCODE1",
        "benEligibilityStartDate": "/Date(1651363200000)/",
        "lastModifiedDate": "/Date(1652876212000+0000)/",
        "benEligibilityEndDate": "/Date(1665360000000)/",
        "lastModifiedBy": "admin",
        "createdDateTime": "/Date(1652876212000+0000)/",
        "mdfSystemRecordStatus": "N",
        "depDateOfBirth": "/Date(1293926400000)/",
        "dependentId": null,
        "dependentName": "dep_1_fname",
        "createdBy": "admin",
        "createdByNav": {
          "__deferred": {
            "uri": "https://<api-server>/odata/v2/
ACAReportingDependentDetails(ACAReportingInformation_externalCode='EXTCODE1', externa
lCode=16686L)/createdByNav"
          }
        },
        "lastModifiedByNav": {
          "__deferred": {
            "uri": "https://<api-server>/odata/v2/
ACAReportingDependentDetails(ACAReportingInformation_externalCode='EXTCODE1', externa
lCode=16686L)/lastModifiedByNav"
          }
        },
        "mdfSystemRecordStatusNav": {
          "__deferred": {
            "uri": "https://<api-server>/odata/v2/
ACAReportingDependentDetails(ACAReportingInformation_externalCode='EXTCODE1', externa
lCode=16686L)/mdfSystemRecordStatusNav"
          }
        }
      },
      {
        "__metadata": {
          "uri": "https://<api-server>/odata/v2/
ACAReportingDependentDetails(ACAReportingInformation_externalCode='EXTCODE1', externa
lCode=16687L)",
          "type": "SFOData.ACAReportingDependentDetails"
        },
        "externalCode": "16687",
        "ACAReportingInformation_externalCode": "EXTCODE1",
        "benEligibilityStartDate": "/Date(1651363200000)/",
        "lastModifiedDate": "/Date(1652876212000+0000)/",
        "benEligibilityEndDate": "/Date(1665360000000)/",
        "lastModifiedBy": "admin",
        "createdDateTime": "/Date(1652876212000+0000)/",
        "mdfSystemRecordStatus": "N",
        "depDateOfBirth": "/Date(1262476800000)/",
        "dependentId": null,

```

```

        "dependentName": "dep_2_fname",
        "createdBy": "admin",
        "createdByNav": {
            "__deferred": {
                "uri": "https://<api-server>/odata/v2/
ACAREportingDependentDetails(ACAREportingInformation_externalCode='EXTCODE1',externalCode=16687L)/createdByNav"
            }
        },
        "lastModifiedByNav": {
            "__deferred": {
                "uri": "https://<api-server>/odata/v2/
ACAREportingDependentDetails(ACAREportingInformation_externalCode='EXTCODE1',externalCode=16687L)/lastModifiedByNav"
            }
        },
        "mdfSystemRecordStatusNav": {
            "__deferred": {
                "uri": "https://<api-server>/odata/v2/
ACAREportingDependentDetails(ACAREportingInformation_externalCode='EXTCODE1',externalCode=16687L)/mdfSystemRecordStatusNav"
            }
        }
    }
}
]
}
}

```

### 9.4.10.3 Benefit

This entity is used to create and configure benefits. It is used for reimbursements and allowances, such as medical bills, higher education, and a company car.

### Supported Operations

Query

### Properties and Navigation Properties

This section lists only the properties and navigation properties that require special business logic, permission, or other additional information. For more information, refer to the API dictionary in [Admin Center](#) [API Center](#) [OData API Data Dictionary](#) or the API metadata using query: `https://<api-server>/odata/v2/<Entity>/$metadata`.

#### Properties

Property	Description
benefitId	Benefit ID. This is a business key.

Property	Description
effectiveStartDate	The date and time the benefit is effective. This is a business key.

## Use Case: Query a Benefit Entry by Key

### Request

Operation	Query
HTTP Method	GET
URI	https://<api-server>/odata/v2/ Benefit(benefitId='746',effectiveStartDate= =datetime'2015-01-01T00:00:00')

### Response

```
{
  "d": {
    "__metadata": {
      "uri": "https://<api-server>/odata/v2/  
Benefit(benefitId='746',effectiveStartDate=datetime'2015-01-01T00:00:00')",
      "type": "SFOData.Benefit"
    },
    "effectiveStartDate": "/Date(1420070400000)/",
    "benefitId": "746",
    "employerPayComponent": null,
    "schemeType": null,
    "createdDateTime": "/Date(1440664594000+0000)/",
    "mdfSystemVersionId": null,
    "savingsPlanCatchUpDetail": null,
    "plan": null,
    "qualifyingScheme": null,
    "claimDetail": null,
    "benefitSchedule": "1561",
    "carryForwardEnrollment": false,
    "mdfSystemRecordStatus": "N",
    "dependentSpecificRule": false,
    "empAnnualLimitPayComponent": null,
    "benefitSpecific": null,
    "bandingsConfiguration": null,
    "deductionStartDate": null,
    "claimScreenID": null,
    "claimsLimitPerFrequencyPeriod": null,
    "showRemaningNoOfDaysForClaim": null,
    "status": "A",
    "annualMaxPayComponent": null,
    "benefitType": "ALLOWANCE",
    "benefitEntityID": "27CB5565588140138DC80B75DCF62459",
    "showRemaningNoOfDaysForEnrollment": "SHOW_NO_OF_DAYS",
    "nomineeRelevant": null,
    "claimDetailRequired": null,
    "dummyField": null,
    "savingsPlanSubType": null,
    "beneficiaryRelevant": null,
    "employeeClaimWorkflowId": null,
    "currency": "AUD",
    "exceptionWorkflowId": null,
  }
}
```

```

"employeeEnrollmentEditAllowed": true,
"decimalPrecisionSettingForContributionAmount": null,
"emailNotificationForEnrollment": true,
"mdfSystemObjectType": "Benefit",
"optOutWorkflowId": null,
"createdDate": "/Date(1440650194000)/",
"pensionMinMaxContributionLimits": null,
"taxationMode": null,
"mdfSystemRecordId": "C9E5130358824D0980781019D4B0E675",
"country": null,
"creditPoints": null,
"lastModifiedDateTime": "/Date(1545161881000+0000)/",
"benefitShortDescription": "Transportation Allowance Australia",
"annualMinContributionAmount": null,
"ageOfRetirement": null,
"employeeEnrollmentWorkflowId": null,
"insuranceType": null,
"employerContributionHSA": null,
"frequency": "MON",
"enrollmentScreenID": null,
"employeeWithEmployerMatchContributions": null,
"multipleFundSelectionsAllowed": null,
"enrollmentRequired": true,
"claim": null,
"typeOfPension": null,
"annualMaxContributionAmount": null,
"sconNumber": null,
"employeeEnrollmentEditType": "ENROLLMENT_WINDOW",
"jobEnrollmentEditAllowed": null,
"benefitProgram": null,
"supressClientDateValidation": false,
"effectiveStatus": "A",
"enrolleeOptions": null,
"retroCalculationMode": null,
"enrollmentType": "MANUAL",
"effectiveEndDate": "/Date(253402214400000)/",
"exceedEntitlementAmount": null,
"conversionFactor": null,
"walletType": null,
"benefitSavingsPlanSubType": null,
"coverage": null,
"triggerDate": null,
"enrollmentOptOutAllowed": "NOT_ALLOWED",
"lastModifiedDate": "/Date(1545143881000)/",
"lastModifiedBy": "sfadmin",
"eligibilityRuleId": null,
"lastModifiedDateWithTZ": "/Date(1545161881000+0000)/",
"balanceCarryForward": null,
"pensionContributionOptions": null,
"enrollmentEffFromDateRule": null,
"enrollment": null,
"isEmployerContributionRequired": null,
"mdfSystemTransactionSequence": "1",
"pensionSchemeStartDate": null,
"noOfClaimTansactions": null,
"createdBy": "sfadmin",
"benefitName": "Transportation Allowance",
"bothBalanceCarryForwardParametersPresent": false,
"entitlementAmount": "2000",
"noOfDependentsToConsider": null,
"payrollIntegration": "PAY_COMPONENT_INTEGRATION",
"empAnnualLimitPayComponentNav": {
  "__deferred": {
    "uri": "https://<api-server>/
odata/v2/Benefit(benefitId='746',effectiveStartDate=datetime'2015-01-01T00:00:00')/
empAnnualLimitPayComponentNav"
  }
},

```



```

    "employerContributionDetail": {
      "__deferred": {
        "uri": "https://<api-server>/
odata/v2/Benefit(benefitId='746',effectiveStartDate=datetime'2015-01-01T00:00:00')/
employerContributionDetail"
      }
    },
    "pensionContributionOptionsNav": {
      "__deferred": {
        "uri": "https://<api-server>/
odata/v2/Benefit(benefitId='746',effectiveStartDate=datetime'2015-01-01T00:00:00')/
pensionContributionOptionsNav"
      }
    },
    "benefitTypeNav": {
      "__deferred": {
        "uri": "https://<api-server>/
odata/v2/Benefit(benefitId='746',effectiveStartDate=datetime'2015-01-01T00:00:00')/
benefitTypeNav"
      }
    },
    "enrollmentTypeNav": {
      "__deferred": {
        "uri": "https://<api-server>/
odata/v2/Benefit(benefitId='746',effectiveStartDate=datetime'2015-01-01T00:00:00')/
enrollmentTypeNav"
      }
    },
    "deductionDetails": {
      "__deferred": {
        "uri": "https://<api-server>/
odata/v2/Benefit(benefitId='746',effectiveStartDate=datetime'2015-01-01T00:00:00')/
deductionDetails"
      }
    },
    "employeeEnrollmentEditTypeNav": {
      "__deferred": {
        "uri": "https://<api-server>/
odata/v2/Benefit(benefitId='746',effectiveStartDate=datetime'2015-01-01T00:00:00')/
employeeEnrollmentEditTypeNav"
      }
    },
    "benefitProgramNav": {
      "__deferred": {
        "uri": "https://<api-server>/
odata/v2/Benefit(benefitId='746',effectiveStartDate=datetime'2015-01-01T00:00:00')/
benefitProgramNav"
      }
    },
    "enrollmentOptOutAllowedNav": {
      "__deferred": {
        "uri": "https://<api-server>/
odata/v2/Benefit(benefitId='746',effectiveStartDate=datetime'2015-01-01T00:00:00')/
enrollmentOptOutAllowedNav"
      }
    },
    "retroCalculationModeNav": {
      "__deferred": {
        "uri": "https://<api-server>/
odata/v2/Benefit(benefitId='746',effectiveStartDate=datetime'2015-01-01T00:00:00')/
retroCalculationModeNav"
      }
    },
    "savingsPlanSubTypeNav": {
      "__deferred": {
        "uri": "https://<api-server>/
odata/v2/Benefit(benefitId='746',effectiveStartDate=datetime'2015-01-01T00:00:00')/
savingsPlanSubTypeNav"
      }
    }
  }
}

```

```

    },
    "benefitCompanyHousing": {
      "__deferred": {
        "uri": "https://<api-server>/
odata/v2/Benefit(benefitId='746',effectiveStartDate=datetime'2015-01-01T00:00:00')/
benefitCompanyHousing"
      }
    },
    "legalEntities": {
      "__deferred": {
        "uri": "https://<api-server>/
odata/v2/Benefit(benefitId='746',effectiveStartDate=datetime'2015-01-01T00:00:00')/
legalEntities"
      }
    },
    "deductionStartDateNav": {
      "__deferred": {
        "uri": "https://<api-server>/
odata/v2/Benefit(benefitId='746',effectiveStartDate=datetime'2015-01-01T00:00:00')/
deductionStartDateNav"
      }
    },
    "eligibleBenefits": {
      "__deferred": {
        "uri": "https://<api-server>/
odata/v2/Benefit(benefitId='746',effectiveStartDate=datetime'2015-01-01T00:00:00')/
eligibleBenefits"
      }
    },
    "employeeContributionDetail": {
      "__deferred": {
        "uri": "https://<api-server>/
odata/v2/Benefit(benefitId='746',effectiveStartDate=datetime'2015-01-01T00:00:00')/
employeeContributionDetail"
      }
    },
    "annualMaxPayComponentNav": {
      "__deferred": {
        "uri": "https://<api-server>/
odata/v2/Benefit(benefitId='746',effectiveStartDate=datetime'2015-01-01T00:00:00')/
annualMaxPayComponentNav"
      }
    },
    "optOutWorkflowIdNav": {
      "__deferred": {
        "uri": "https://<api-server>/
odata/v2/Benefit(benefitId='746',effectiveStartDate=datetime'2015-01-01T00:00:00')/
optOutWorkflowIdNav"
      }
    },
    "walletTypeNav": {
      "__deferred": {
        "uri": "https://<api-server>/
odata/v2/Benefit(benefitId='746',effectiveStartDate=datetime'2015-01-01T00:00:00')/
walletTypeNav"
      }
    },
    "insurancePlans": {
      "__deferred": {
        "uri": "https://<api-server>/
odata/v2/Benefit(benefitId='746',effectiveStartDate=datetime'2015-01-01T00:00:00')/
insurancePlans"
      }
    },
    "statusNav": {
      "__deferred": {

```

```

        "uri": "https://<api-server>/odata/v2/
Benefit(benefitId='746',effectiveStartDate=datetime'2015-01-01T00:00:00')/statusNav"
    },
    "taxationModeNav": {
        "__deferred": {
            "uri": "https://<api-server>/
odata/v2/Benefit(benefitId='746',effectiveStartDate=datetime'2015-01-01T00:00:00')/
taxationModeNav"
        }
    },
    "benefitSavingsPlanTierConfig": {
        "__deferred": {
            "uri": "https://<api-server>/
odata/v2/Benefit(benefitId='746',effectiveStartDate=datetime'2015-01-01T00:00:00')/
benefitSavingsPlanTierConfig"
        }
    },
    "savingsPlanCatchUpDetailNav": {
        "__deferred": {
            "uri": "https://<api-server>/
odata/v2/Benefit(benefitId='746',effectiveStartDate=datetime'2015-01-01T00:00:00')/
savingsPlanCatchUpDetailNav"
        }
    },
    "balanceCarryForwardOption": {
        "__deferred": {
            "uri": "https://<api-server>/
odata/v2/Benefit(benefitId='746',effectiveStartDate=datetime'2015-01-01T00:00:00')/
balanceCarryForwardOption"
        }
    },
    "employerPayComponentNav": {
        "__deferred": {
            "uri": "https://<api-server>/
odata/v2/Benefit(benefitId='746',effectiveStartDate=datetime'2015-01-01T00:00:00')/
employerPayComponentNav"
        }
    },
    "benefitScheduleNav": {
        "__deferred": {
            "uri": "https://<api-server>/
odata/v2/Benefit(benefitId='746',effectiveStartDate=datetime'2015-01-01T00:00:00')/
benefitScheduleNav"
        }
    },
    "benPaymentOptions": {
        "__deferred": {
            "uri": "https://<api-server>/
odata/v2/Benefit(benefitId='746',effectiveStartDate=datetime'2015-01-01T00:00:00')/
benPaymentOptions"
        }
    },
    "pensionMinMaxContributionLimitsNav": {
        "__deferred": {
            "uri": "https://<api-server>/
odata/v2/Benefit(benefitId='746',effectiveStartDate=datetime'2015-01-01T00:00:00')/
pensionMinMaxContributionLimitsNav"
        }
    },
    "triggerDateNav": {
        "__deferred": {
            "uri": "https://<api-server>/
odata/v2/Benefit(benefitId='746',effectiveStartDate=datetime'2015-01-01T00:00:00')/
triggerDateNav"
        }
    },
    "employerContributionHSANav": {

```

```

        "__deferred": {
            "uri": "https://<api-server>/
odata/v2/Benefit(benefitId='746',effectiveStartDate=datetime'2015-01-01T00:00:00')/
employerContributionHSANav"
        }
    },
    "enrolleeOptionsNav": {
        "__deferred": {
            "uri": "https://<api-server>/
odata/v2/Benefit(benefitId='746',effectiveStartDate=datetime'2015-01-01T00:00:00')/
enrolleeOptionsNav"
        }
    },
    "policyDocuments": {
        "__deferred": {
            "uri": "https://<api-server>/
odata/v2/Benefit(benefitId='746',effectiveStartDate=datetime'2015-01-01T00:00:00')/
policyDocuments"
        }
    },
    "coverageNav": {
        "__deferred": {
            "uri": "https://<api-server>/
odata/v2/Benefit(benefitId='746',effectiveStartDate=datetime'2015-01-01T00:00:00')/
coverageNav"
        }
    },
    "createdByNav": {
        "__deferred": {
            "uri": "https://<api-server>/
odata/v2/Benefit(benefitId='746',effectiveStartDate=datetime'2015-01-01T00:00:00')/
createdByNav"
        }
    },
    "benefitHyperlinkConfiguration": {
        "__deferred": {
            "uri": "https://<api-server>/
odata/v2/Benefit(benefitId='746',effectiveStartDate=datetime'2015-01-01T00:00:00')/
benefitHyperlinkConfiguration"
        }
    },
    "typeOfPensionNav": {
        "__deferred": {
            "uri": "https://<api-server>/
odata/v2/Benefit(benefitId='746',effectiveStartDate=datetime'2015-01-01T00:00:00')/
typeOfPensionNav"
        }
    },
    "pensionFunds": {
        "__deferred": {
            "uri": "https://<api-server>/
odata/v2/Benefit(benefitId='746',effectiveStartDate=datetime'2015-01-01T00:00:00')/
pensionFunds"
        }
    },
    "currencyNav": {
        "__deferred": {
            "uri": "https://<api-server>/
odata/v2/Benefit(benefitId='746',effectiveStartDate=datetime'2015-01-01T00:00:00')/
currencyNav"
        }
    },
    "showRemaningNoOfDaysForEnrollmentNav": {
        "__deferred": {
            "uri": "https://<api-server>/
odata/v2/Benefit(benefitId='746',effectiveStartDate=datetime'2015-01-01T00:00:00')/
showRemaningNoOfDaysForEnrollmentNav"
        }
    }
}

```

```

    },
    "benefitSavingsPlanSubTypeNav": {
      "__deferred": {
        "uri": "https://<api-server>/
odata/v2/Benefit(benefitId='746',effectiveStartDate=datetime'2015-01-01T00:00:00')/
benefitSavingsPlanSubTypeNav"
      }
    },
    "planNav": {
      "__deferred": {
        "uri": "https://<api-server>/odata/v2/
Benefit(benefitId='746',effectiveStartDate=datetime'2015-01-01T00:00:00')/planNav"
      }
    },
    "effectiveStatusNav": {
      "__deferred": {
        "uri": "https://<api-server>/
odata/v2/Benefit(benefitId='746',effectiveStartDate=datetime'2015-01-01T00:00:00')/
effectiveStatusNav"
      }
    },
    "pensionAdditionalEmployeeContributionDetail": {
      "__deferred": {
        "uri": "https://<api-server>/
odata/v2/Benefit(benefitId='746',effectiveStartDate=datetime'2015-01-01T00:00:00')/
pensionAdditionalEmployeeContributionDetail"
      }
    },
    "employeeClaimWorkflowIdNav": {
      "__deferred": {
        "uri": "https://<api-server>/
odata/v2/Benefit(benefitId='746',effectiveStartDate=datetime'2015-01-01T00:00:00')/
employeeClaimWorkflowIdNav"
      }
    },
    "exceptionWorkflowIdNav": {
      "__deferred": {
        "uri": "https://<api-server>/
odata/v2/Benefit(benefitId='746',effectiveStartDate=datetime'2015-01-01T00:00:00')/
exceptionWorkflowIdNav"
      }
    },
    "showRemaningNoOfDaysForClaimNav": {
      "__deferred": {
        "uri": "https://<api-server>/
odata/v2/Benefit(benefitId='746',effectiveStartDate=datetime'2015-01-01T00:00:00')/
showRemaningNoOfDaysForClaimNav"
      }
    },
    "frequencyNav": {
      "__deferred": {
        "uri": "https://<api-server>/
odata/v2/Benefit(benefitId='746',effectiveStartDate=datetime'2015-01-01T00:00:00')/
frequencyNav"
      }
    },
    "benCompanyCar": {
      "__deferred": {
        "uri": "https://<api-server>/
odata/v2/Benefit(benefitId='746',effectiveStartDate=datetime'2015-01-01T00:00:00')/
benCompanyCar"
      }
    },
    "walletsAssociated": {
      "__deferred": {
        "uri": "https://<api-server>/
odata/v2/Benefit(benefitId='746',effectiveStartDate=datetime'2015-01-01T00:00:00')/
walletsAssociated"
      }
    }
  }
}

```

```

    },
    "insuranceTypeNav": {
      "__deferred": {
        "uri": "https://<api-server>/
odata/v2/Benefit(benefitId='746',effectiveStartDate=datetime'2015-01-01T00:00:00')/
insuranceTypeNav"
      }
    },
    "lastModifiedByNav": {
      "__deferred": {
        "uri": "https://<api-server>/
odata/v2/Benefit(benefitId='746',effectiveStartDate=datetime'2015-01-01T00:00:00')/
lastModifiedByNav"
      }
    },
    "payrollIntegrationNav": {
      "__deferred": {
        "uri": "https://<api-server>/
odata/v2/Benefit(benefitId='746',effectiveStartDate=datetime'2015-01-01T00:00:00')/
payrollIntegrationNav"
      }
    },
    "mdfSystemRecordStatusNav": {
      "__deferred": {
        "uri": "https://<api-server>/
odata/v2/Benefit(benefitId='746',effectiveStartDate=datetime'2015-01-01T00:00:00')/
mdfSystemRecordStatusNav"
      }
    },
    "usefulLinks": {
      "__deferred": {
        "uri": "https://<api-server>/
odata/v2/Benefit(benefitId='746',effectiveStartDate=datetime'2015-01-01T00:00:00')/
usefulLinks"
      }
    },
    "schemeTypeNav": {
      "__deferred": {
        "uri": "https://<api-server>/
odata/v2/Benefit(benefitId='746',effectiveStartDate=datetime'2015-01-01T00:00:00')/
schemeTypeNav"
      }
    },
    "statutoryMinimumLookUp": {
      "__deferred": {
        "uri": "https://<api-server>/
odata/v2/Benefit(benefitId='746',effectiveStartDate=datetime'2015-01-01T00:00:00')/
statutoryMinimumLookUp"
      }
    },
    "employeeWithEmployerMatchContributionsNav": {
      "__deferred": {
        "uri": "https://<api-server>/
odata/v2/Benefit(benefitId='746',effectiveStartDate=datetime'2015-01-01T00:00:00')/
employeeWithEmployerMatchContributionsNav"
      }
    },
    "countryNav": {
      "__deferred": {
        "uri": "https://<api-server>/
odata/v2/Benefit(benefitId='746',effectiveStartDate=datetime'2015-01-01T00:00:00')/
countryNav"
      }
    },
    "multipleFundSelectionsAllowedNav": {
      "__deferred": {

```

```

        "uri": "https://<api-server>/
odata/v2/Benefit(benefitId='746',effectiveStartDate=datetime'2015-01-01T00:00:00')/
multipleFundSelectionsAllowedNav"
    },
    "wfRequestNav": {
        "__deferred": {
            "uri": "https://<api-server>/
odata/v2/Benefit(benefitId='746',effectiveStartDate=datetime'2015-01-01T00:00:00')/
wfRequestNav"
        }
    },
    "employeeEnrollmentWorkflowIdNav": {
        "__deferred": {
            "uri": "https://<api-server>/
odata/v2/Benefit(benefitId='746',effectiveStartDate=datetime'2015-01-01T00:00:00')/
employeeEnrollmentWorkflowIdNav"
        }
    },
    "bandingsConfigurationNav": {
        "__deferred": {
            "uri": "https://<api-server>/
odata/v2/Benefit(benefitId='746',effectiveStartDate=datetime'2015-01-01T00:00:00')/
bandingsConfigurationNav"
        }
    },
    "benefitContact": {
        "__deferred": {
            "uri": "https://<api-server>/
odata/v2/Benefit(benefitId='746',effectiveStartDate=datetime'2015-01-01T00:00:00')/
benefitContact"
        }
    },
    "forms": {
        "__deferred": {
            "uri": "https://<api-server>/odata/v2/
Benefit(benefitId='746',effectiveStartDate=datetime'2015-01-01T00:00:00')/forms"
        }
    }
}

```

## Related Information

[SAP Business Accelerator Hub: Benefit](#)

### 9.4.10.4 BenefitAutomaticActionConfiguration

This entity contains ID, Benefit, Adjustment/Action, Effective From Rule and Deduction Change Effective From Rule. This object is used to configure Benefit Automatic Action Configuration for Benefit Life Event Configuration.

#### Note

This API is read-only. To create or edit data, please use imports function.

## Supported Operations

Query

## Properties and Navigation Properties

This section lists only the properties and navigation properties that require special business logic, permission, or other additional information. For more information, refer to the API dictionary in [Admin Center](#) [API Center](#) [OData API Data Dictionary](#) or the API metadata using query: `https://<api-server>/odata/v2/<Entity>/$metadata`.

### Navigation Properties

Navigation Property	Related Entity	Description
Benefits	Benefit	Navigation to the benefit

## Use Case

### Request

Operation	Query
HTTP Method	GET
URI	<code>https://&lt;api-server&gt;/odata/v2/ BenefitAutomaticActionConfiguration?\$format=json</code>

### Response

```
"d": {
  "results": [{
    "__metadata": {
      "uri": "https://<api-server>/odata/v2/  
BenefitAutomaticActionConfiguration",
      "type": "SFOData.BenefitAutomaticActionConfiguration"
    },
    "id": "benefitAutomaticActionConfiguration1",
    "benefit": "benefit1",
    "actionFor": "Delemit_Enrollment",
    "effectiveDateRule": "effectiveDateRule1",
    "deductionEffectiveDateRule": "deductionEffectiveDateRule1",
    "mdfSystemRecordStatus": "N",
    "mdfSystemRecordStatusNav": {
      "__deferred": {
        "uri": "https://<api-server>/odata/v2/  
BenefitAutomaticActionConfiguration/mdfSystemRecordStatusNav"
      }
    }
  ]
}
```



```
} ]  
}  
}
```

## Related Information

[SAP Business Accelerator Hub: BenefitAutomaticActionConfiguration](#)

### 9.4.10.5 BenefitBalanceCarryForward

This entity is used to carry forward the unclaimed balances from the previous periods to the next period.

## Supported Operations

Query

## Properties and Navigation Properties

This section lists only the properties and navigation properties that require special business logic, permission, or other additional information. For more information, refer to the API dictionary in [Admin Center](#) [API Center](#) [OData API Data Dictionary](#) or the API metadata using query: `https://<api-server>/odata/v2/<Entity>/$metadata`.

### Properties

Property	Description
<code>balanceCarryForwardUptoNoOfSchedulePeriods</code>	Number of schedule periods up to which unclaimed balances can be carried forwarded.
<code>maximumBalanceCarryForwardAmount</code>	Amount that can be carry forwarded from the previous schedule period to the next period.
<code>upperLimitOnTotalBalanceCarryForwardAmount</code>	The maximum amount that can be carried forward to the end of the highest schedule period.

## Use Case

### Request

Operation	Query
HTTP Method	GET
URI	https://<api-server>/odata/v2/BenefitBalanceCarryForward?\$format=json

### Response

```
{
  "d": {
    "results": [
      {
        "__metadata": {
          "uri": "https://<api-server>/odata/v2/BenefitBalanceCarryForward(Benefit_benefitId='BCF_2021',Benefit_effectiveStartDate=datetime'2020-01-01T00:00:00',externalCode=31844L",
          "type": "SFOData.BenefitBalanceCarryForward"
        },
        "externalCode": "31844",
        "Benefit_benefitId": "BCF_2021",
        "Benefit_effectiveStartDate": "/Date(1577836800000)/",
        "lastModifiedDate": "/Date(1635845564000+0000)/",
        "lastModifiedBy": "ecadmin",
        "maximumBalanceCarryForwardAmount": "100",
        "createdDateTime": "/Date(1635845564000+0000)/",
        "mdfSystemRecordStatus": "N",
        "balanceCarryForwardUptoNoOfSchedulePeriods": null,
        "createdBy": "ecadmin",
        "upperLimitOnTotalBalanceCarryForwardAmount": null,
        "createdByNav": {
          "__deferred": {
            "uri": "https://<api-server>/odata/v2/BenefitBalanceCarryForward(Benefit_benefitId='BCF_2021',Benefit_effectiveStartDate=datetime'2020-01-01T00:00:00',externalCode=31844L)/createdByNav"
          }
        },
        "lastModifiedByNav": {
          "__deferred": {
            "uri": "https://<api-server>/odata/v2/BenefitBalanceCarryForward(Benefit_benefitId='BCF_2021',Benefit_effectiveStartDate=datetime'2020-01-01T00:00:00',externalCode=31844L)/lastModifiedByNav"
          }
        },
        "mdfSystemRecordStatusNav": {
          "__deferred": {
            "uri": "https://<api-server>/odata/v2/BenefitBalanceCarryForward(Benefit_benefitId='BCF_2021',Benefit_effectiveStartDate=datetime'2020-01-01T00:00:00',externalCode=31844L)/mdfSystemRecordStatusNav"
          }
        }
      }
    ]
  }
}
```

## Related Information

[SAP Business Accelerator Hub: BenefitBalanceCarryForward](#) 

### 9.4.10.6 BenefitClaimAccumulation

This entity enables the accumulation of benefit claims so they can be tracked within a defined cycle.

## Supported Operations

Query

## Properties and Navigation Properties

This section lists only the properties and navigation properties that require special business logic, permission, or other additional information. For more information, refer to the API dictionary in [Admin Center](#) [API Center](#) [OData API Data Dictionary](#) or the API metadata using query: `https://<api-server>/odata/v2/<Entity>/$metadata`.

### Properties

Property	Description
<code>claimWindowStart</code>	The start date for the claim.
<code>claimWindowEnd</code>	The end date for the claim.
<code>remainingAmount</code>	The amount remaining after claim is made.
<code>accumulatedAmount</code>	The amount that has already been claimed.
<code>balanceCarryForwardAmount</code>	The amount that is carried forward.

### Navigation Properties

Navigation Property	Related Entity	Description
<code>Benefit Claim Accumulation</code>	<code>benefitBalanceCarryForwardDetail</code>	Gets the <code>BalanceCarryForwardDetails</code> .
<code>Benefit Claim Accumulation</code>	<code>benefitClaims</code>	Gets the Benefit Employee Claim details.

## Use Case: Get Vendor Information

A query operation on the `VendorInfo` entity returns all the information related to a given vendor.

### Request

Operation	Query
HTTP Method	GET
URI	<code>https://&lt;API-Server&gt;/odata/v2/ BenefitClaimAccumulation(160705)? \$format=JSON</code>

### Response

```
{
  "d": {
    "__metadata": {
      "uri": "https://<api-server>/odata/v2/  
BenefitClaimAccumulation(160705L)",
      "type": "SFOData.BenefitClaimAccumulation"
    },
    "externalCode": "160705",
    "exception": null,
    "mdfSystemLastModifiedDateWithTZ": "/Date(1486004759000+0000)/",
    "lastModifiedDateTime": "/Date(1486004759000+0000)/",
    "mdfSystemCreatedBy": "sfadmin",
    "mdfSystemEffectiveEndDate": "/Date(25340221440000)/",
    "balanceCarryForwardAmount": "0",
    "createdDateTime": "/Date(1486004759000+0000)/",
    "mdfSystemVersionId": null,
    "mdfSystemLastModifiedBy": "sfadmin",
    "mdfSystemEffectiveStartDate": "/Date(-220898880000)/",
    "remainingAmount": "900",
    "accumulatedAmount": "100",
    "balanceCredits": null,
    "mdfSystemStatus": "A",
    "mdfSystemEntityId": "35E741DEF0384DBDA7ED530E663CF103",
    "currency": "GBP",
    "claimWindowEnd": "/Date(151467840000)/",
    "mdfSystemObjectType": "BenefitClaimAccumulation",
    "workerId": "101037",
    "mdfSystemLastModifiedDate": "/Date(1485986759000)/",
    "lastModifiedBy": "sfadmin",
    "mdfSystemRecordStatus": "N",
    "benefit": "644",
    "accumulatedCredits": null,
    "mdfSystemTransactionSequence": "1",
    "claimWindowStart": "/Date(148322880000)/",
    "createdBy": "sfadmin",
    "mdfSystemCreatedDate": "/Date(1485986759000)/",
    "mdfSystemRecordId": "D7A6D5DE033242F6BA5BEB60B4A582BE",
    "schedulePeriod": "108381",
    "benefitBalanceCarryForwardDetails": {
      "__deferred": {
        "uri": "https://<api-server>/odata/v2/  
BenefitClaimAccumulation(160705L)/benefitBalanceCarryForwardDetails"
      }
    },
    "mdfSystemStatusNav": {
      "__deferred": {
```

```

        "uri": "https://<api-server>/odata/v2/
BenefitClaimAccumulation(160705L)/mdfSystemStatusNav"
    },
    "createdByNav": {
        "__deferred": {
            "uri": "https://<api-server>/odata/v2/
BenefitClaimAccumulation(160705L)/createdByNav"
        }
    },
    "benefitClaims": {
        "__deferred": {
            "uri": "https://<api-server>/odata/v2/
BenefitClaimAccumulation(160705L)/benefitClaims"
        }
    },
    "exceptionNav": {
        "__deferred": {
            "uri": "https://<api-server>/odata/v2/
BenefitClaimAccumulation(160705L)/exceptionNav"
        }
    },
    "lastModifiedByNav": {
        "__deferred": {
            "uri": "https://<api-server>/odata/v2/
BenefitClaimAccumulation(160705L)/lastModifiedByNav"
        }
    },
    "mdfSystemRecordStatusNav": {
        "__deferred": {
            "uri": "https://<api-server>/odata/v2/
BenefitClaimAccumulation(160705L)/mdfSystemRecordStatusNav"
        }
    },
    "currencyNav": {
        "__deferred": {
            "uri": "https://<api-server>/odata/v2/
BenefitClaimAccumulation(160705L)/currencyNav"
        }
    },
    "workerIdNav": {
        "__deferred": {
            "uri": "https://<api-server>/odata/v2/
BenefitClaimAccumulation(160705L)/workerIdNav"
        }
    },
    "schedulePeriodNav": {
        "__deferred": {
            "uri": "https://<api-server>/odata/v2/
BenefitClaimAccumulation(160705L)/schedulePeriodNav"
        }
    },
    "benefitNav": {
        "__deferred": {
            "uri": "https://<api-server>/odata/v2/
BenefitClaimAccumulation(160705L)/benefitNav"
        }
    },
    "benefitEnrollments": {
        "__deferred": {
            "uri": "https://<api-server>/odata/v2/
BenefitClaimAccumulation(160705L)/benefitEnrollments"
        }
    },
    "wfRequestNav": {
        "__deferred": {
            "uri": "https://<api-server>/odata/v2/
BenefitClaimAccumulation(160705L)/wfRequestNav"
        }
    }
}

```

```
}  
  }  
}
```

### Related Information

[SAP Business Accelerator Hub: BenefitClaimAccumulation](#)

## 9.4.10.7 BenefitCompanyCarAllowedModels

This entity is used to create values for different car models that are selected from the drop-down list in the application.

**Note**  
This API is read-only. To create or edit data, please use imports function.

### Supported Operations

Query

### Properties and Navigation Properties

This section lists only the properties and navigation properties that require special business logic, permission, or other additional information. For more information, refer to the API dictionary in [Admin Center](#) [API Center](#) [OData API Data Dictionary](#) or the API metadata using query: `https://<api-server>/odata/v2/<Entity>/$metadata`.

#### Properties

Property	Description
effectiveStartDate	The effective start date of car model.
carModelName	The name of the car model.

## Navigation Properties

Navigation Property	Related Entity	Description
BenefitCompanyCarAllowedModels	BenefitCompanyCar	One-to-many association to CompanyCar - to filter the CompanyCarAllowedModels.

## Use Case: Get details of company car allowed models

### Request

Operation	Query
HTTP Method	GET
URI	https://<api-server>/odata/v2/BenefitCompanyCarAllowedModels?\$format=json

### Response

```
{
  "d": {
    "results": [
      {
        "__metadata": {
          "uri": "https://<api-server>/odata/v2/BenefitCompanyCarAllowedModels(effectiveStartDate=datetime'2019-04-01T00:00:00',externalCode='13411')",
          "type": "SFOData.BenefitCompanyCarAllowedModels"
        },
        "externalCode": "13411",
        "effectiveStartDate": "/Date(1554076800000)/",
        "effectiveEndDate": "/Date(253402214400000)/",
        "lastModifiedDate": "/Date(1554187003000+0000)/",
        "createdBy": "sriadmin",
        "carModelName": "C11",
        "lastModifiedBy": "sriadmin",
        "createdDateTime": "/Date(1554187003000+0000)/",
        "mdfSystemRecordStatus": "N",
        "wfRequestNav": {
          "__deferred": {
            "uri": "https://<api-server>/odata/v2/BenefitCompanyCarAllowedModels(effectiveStartDate=datetime'2019-04-01T00:00:00',externalCode='13411')/wfRequestNav"
          }
        },
        "createdByNav": {
          "__deferred": {
            "uri": "https://<api-server>/odata/v2/BenefitCompanyCarAllowedModels(effectiveStartDate=datetime'2019-04-01T00:00:00',externalCode='13411')/createdByNav"
          }
        },
        "lastModifiedByNav": {
          "__deferred": {
            "uri": "https://<api-server>/odata/v2/BenefitCompanyCarAllowedModels(effectiveStartDate=datetime'2019-04-01T00:00:00',externalCode='13411')/lastModifiedByNav"
          }
        }
      }
    ]
  }
}
```

```

    },
    "mdfSystemRecordStatusNav": {
      "__deferred": {
        "uri": "https://<api-server>/odata/v2/
BenefitCompanyCarAllowedModels(effectiveStartDate=datetime'2019-04-01T00:00:00',externalCode='13411')/mdfSystemRecordStatusNav"
      }
    }
  ]
}
}
}

```

## Related Information

[SAP Business Accelerator Hub: BenefitCompanyCarAllowedModels](#)

### 9.4.10.8 BenefitCompanyCarLeaseServiceProvider

This entity is used to create values for car lease service providers.

#### Note

This API is read-only. To create or edit data, please use imports function.

## Supported Operations

Query

## Properties

Property	Description
externalCode	The company car code.
effectiveStartDate	The effective start date of the car lease from the service provider.
serviceProviderName	Name of the car lease service provider.
emiInterestRate	The interest rate from the service provider for the equated monthly installments.



## Navigation Properties

Navigation Property	Related Entity	Description
BenefitCompanyCarLeaseServiceProvider	BenefitCompanyCar	One-to-many association to CompanyCar - to filter the CompanyCarLeaseServiceProvider.

## Use Case: Get details of company car lease service providers

### Request

Operation	Query
HTTP Method	GET
URI	https://<api-server>/odata/v2/ BenefitCompanyCarLeaseServiceProvider?\$format=json

### Response

```
{
  "d": {
    "results": [
      {
        "__metadata": {
          "uri": "https://<api-server>/odata/v2/  
BenefitCompanyCarLeaseServiceProvider(effectiveStartDate=datetime'2019-04-02T00:00:00',externalCode='34235234')",
          "type": "SFOData.BenefitCompanyCarLeaseServiceProvider"
        },
        "externalCode": "34235234",
        "effectiveStartDate": "/Date(1554163200000)/",
        "effectiveEndDate": "/Date(253402214400000)/",
        "lastModifiedDateTime": "/Date(1554186900000+0000)/",
        "lastModifiedBy": "sriadmin",
        "createdDateTime": "/Date(1554186900000+0000)/",
        "mdfSystemRecordStatus": "N",
        "serviceProviderName": "SAP",
        "createdBy": "sriadmin",
        "emiInterestRate": "10",
        "createdByNav": {
          "__deferred": {
            "uri": "https://<api-server>/odata/v2/  
BenefitCompanyCarLeaseServiceProvider(effectiveStartDate=datetime'2019-04-02T00:00:00',externalCode='34235234')/createdByNav"
          }
        },
        "wfRequestNav": {
          "__deferred": {
            "uri": "https://<api-server>/odata/v2/  
BenefitCompanyCarLeaseServiceProvider(effectiveStartDate=datetime'2019-04-02T00:00:00',externalCode='34235234')/wfRequestNav"
          }
        },
        "lastModifiedByNav": {
          "__deferred": {

```

```

        "uri": "https://<api-server>/odata/v2/
BenefitCompanyCarLeaseServiceProvider(effectiveStartDate=datetime'2019-04-02T00:00:0
0',externalCode='34235234')/lastModifiedByNav"
    },
    "mdfSystemRecordStatusNav": {
        "__deferred": {
            "uri": "https://<api-server>/odata/v2/
BenefitCompanyCarLeaseServiceProvider(effectiveStartDate=datetime'2019-04-02T00:00:0
0',externalCode='34235234')/mdfSystemRecordStatusNav"
        }
    }
}
]
}
}

```

## Related Information

[SAP Business Accelerator Hub: BenefitCompanyCarLeaseServiceProvider](#)

### 9.4.10.9 BenefitsConfirmationStatementConfiguration

This entity is meant for mapping the template to various legal entity. Here Legal Entity is external code to address the requirement of having only one template mapped per legal entity.

## Supported Operations

Query

## Use Case

### Request

Operation	Query
HTTP Method	GET
URI	https://<api-server>/odata/v2/ BenefitsConfirmationStatementConfiguration ?\$format=json&\$top=1

### Response

```
{
```

```

"d": {
  "results": [
    {
      "__metadata": {
        "uri": "https://<api-server>/odata/v2/
BenefitsConfirmationStatementConfiguration",
        "type": "SFOData.BenefitsConfirmationStatementConfiguration"
      },
      "legalEntity": "ACE_USA",
      "effectiveStartDate": "/Date(1496016000000)/",
      "templateId": "benefits",
      "createdBy": "admin",
      "lastModifiedBy": "admin",
      "createdDateTime": "/Date(1496123038000+0000)/",
      "lastModifiedDateTime": "/Date(1496123038000+0000)/",
      "mdfSystemRecordStatus": "N",
      "legalEntityNav": {
        "__deferred": {
          "uri": "https://<api-server>/odata/v2/
BenefitsConfirmationStatementConfiguration/legalEntityNav"
        },
        "templateIdNav": {
          "__deferred": {
            "uri": "https://<api-server>/odata/v2/
BenefitsConfirmationStatementConfiguration/templateIdNav "
          }
        }
      }
    }
  ]
}

```

## Related Information

[SAP Business Accelerator Hub: BenefitsConfirmationStatementConfiguration](#)

### 9.4.10.10 BenefitCompanyCarRecommendedVendors

This entity stores the details of recommended vendors for the company car benefit.

#### Note

This API is read-only. To create or edit data, please use imports function.

## Supported Operations

Query

## Properties and Navigation Properties

This section lists only the properties and navigation properties that require special business logic, permission, or other additional information. For more information, refer to the API dictionary in [Admin Center](#) [API Center](#) [OData API Data Dictionary](#) or the API metadata using query: `https://<api-server>/odata/v2/<Entity>/$metadata`.

### Properties

Property	Description
carVendorName	The name of the car vendor.

### Navigation Properties

Navigation Property	Related Entity	Description
BenefitCompanyCarRecommendedVendors	BenefitCompanyCar	Join-By-Column association to filter the car vendors associated to a specific company car benefit.

## Use Case: Get details of company car recommended vendors

### Request

Operation	Query
HTTP Method	GET
URI	<code>https://&lt;api-server&gt;/odata/v2/BenefitCompanyCarRecommendedVendors</code>

### Response

```
{
  "d": {
    "results": [
      {
        "__metadata": {
          "uri": "https://<api-server>/odata/v2/BenefitCompanyCarRecommendedVendors(effectiveStartDate=datetime'2019-04-01T00:00:00',externalCode='54545')",
          "type": "SFOData.BenefitCompanyCarRecommendedVendors"
        },
        "externalCode": "54545",
        "effectiveStartDate": "/Date(1554076800000)/",
        "effectiveEndDate": "/Date(253402214400000)/",
        "carVendorName": "Hundai",
        "lastModifiedDateTime": "/Date(1554187073000+0000)/",
        "createdBy": "sriadmin",
        "lastModifiedBy": "sriadmin",
        "createdDateTime": "/Date(1554187073000+0000)/",

```

```

        "mdfSystemRecordStatus": "N",
        "wfRequestNav": {
            "__deferred": {
                "uri": "https://<api-server>/odata/v2/
BenefitCompanyCarRecommendedVendors(effectiveStartDate=datetime'2019-04-01T00:00:00',
externalCode='54545')/wfRequestNav"
            }
        },
        "createdByNav": {
            "__deferred": {
                "uri": "https://<api-server>/odata/v2/
BenefitCompanyCarRecommendedVendors(effectiveStartDate=datetime'2019-04-01T00:00:00',
externalCode='54545')/createdByNav"
            }
        },
        "lastModifiedByNav": {
            "__deferred": {
                "uri": "https://<api-server>/odata/v2/
BenefitCompanyCarRecommendedVendors(effectiveStartDate=datetime'2019-04-01T00:00:00',
externalCode='54545')/lastModifiedByNav"
            }
        },
        "mdfSystemRecordStatusNav": {
            "__deferred": {
                "uri": "https://<api-server>/odata/v2/
BenefitCompanyCarRecommendedVendors(effectiveStartDate=datetime'2019-04-01T00:00:00',
externalCode='54545')/mdfSystemRecordStatusNav"
            }
        }
    }
}
]
}

```

## Related Information

[SAP Business Accelerator Hub: BenefitCompanyCarRecommendedVendors](#)

### 9.4.10.11 BenefitContact

This entity stores the contact details of persons who are responsible for providing benefit-related information.

#### 📌 Note

This API is read-only. To create or edit data, please use imports function.

## Supported Operations

Query

## Properties and Navigation Properties

This section lists only the properties and navigation properties that require special business logic, permission, or other additional information. For more information, refer to the API dictionary in [Admin Center](#) [API Center](#) [OData API Data Dictionary](#) or the API metadata using query: `https://<api-server>/odata/v2/<Entity>/$metadata`.

### Properties

Property	Description
employeeName	The name of the employee.
contactEmail	The employee's email address.
contactPhone	The employee's phone number.

## Use Case: Get contact details of persons who are responsible for providing benefit-related information

### Request

Operation	Query
HTTP Method	GET
URI	<code>https://&lt;api-sever&gt;/odata/v2/BenefitContact</code>

### Response

```
{
  "d": {
    "results": [
      {
        "__metadata": {
          "uri": "https://<api-server>/odata/v2/BenefitContact('JPATRICK')",
          "type": "SFOData.BenefitContact"
        },
        "externalCode": "JPATRICK",
        "employeeName": "James Patrick",
        "lastModifiedDate": "/Date(1630644200000+0000)/",
        "contactEmail": "neha.sharma05@sap.com",
        "lastModifiedBy": "ecadmin",
        "createdDateTime": "/Date(1630644200000+0000)/",
        "contactType": null,
        "mdfSystemRecordStatus": "N",
        "contactEmployeeId": "103073",
        "createdBy": "ecadmin",
        "contactPhone": "67809876",
        "createdByNav": {
          "__deferred": {
```

```

        "uri": "https://<api-server>/odata/v2/
BenefitContact('JPATRICK')/createdByNav"
    },
    "contactEmployeeIdNav": {
        "__deferred": {
            "uri": "https://<api-server>/odata/v2/
BenefitContact('JPATRICK')/contactEmployeeIdNav"
        }
    },
    "contactTypeNav": {
        "__deferred": {
            "uri": "https://<api-server>/odata/v2/
BenefitContact('JPATRICK')/contactTypeNav"
        }
    },
    "wfRequestNav": {
        "__deferred": {
            "uri": "https://<api-server>/odata/v2/
BenefitContact('JPATRICK')/wfRequestNav"
        }
    },
    "lastModifiedByNav": {
        "__deferred": {
            "uri": "https://<api-server>/odata/v2/
BenefitContact('JPATRICK')/lastModifiedByNav"
        }
    },
    "mdfSystemRecordStatusNav": {
        "__deferred": {
            "uri": "https://<api-server>/odata/v2/
BenefitContact('JPATRICK')/mdfSystemRecordStatusNav"
        }
    }
}
]
}
}

```

## Related Information

[SAP Business Accelerator Hub: BenefitContact](#)

### 9.4.10.12 BenefitDeductibleDetails

This object is used to capture the Benefit Deduction details during Benefit creation.

#### ⓘ Note

This API is read-only. To create or edit data, please use function import.

## Supported Operations

Query

### Use Case

#### Request

Operation	Query
HTTP Method	GET
URI	https://<api-server>/odata/v2/ BenefitDeductionDetails?\$format=json

#### Response

```
{
  "d": {
    "results": [
      {
        "__metadata": {
          "uri": "https://<api-server>/odata/v2/  
BenefitDeductionDetails(Benefit_benefitId='SAVINGS_PALN',Benefit_effectiveStartDate=  
datetime'2018-03-23T00:00:00',dedcutionDetailId=25291L)",
          "type": "SFOData.BenefitDeductionDetails"
        },
        "Benefit_effectiveStartDate": "/Date(1521763200000)/",
        "Benefit_benefitId": "SAVINGS_PALN",
        "dedcutionDetailId": "25291",
        "deductionPayComponent": "Savings plan paycomp",
        "basePayComponent": "Savings plan paycomp",
        "lastModifiedDate": "/Date(1521780910000+0000)/",
        "createdBy": "admin",
        "createdDateTime": "/Date(1521780910000+0000)/",
        "lastModifiedBy": "admin",
        "payFrequency": "MON",
        "mdfSystemRecordStatus": "N",
        "mdfSystemRecordStatusNav": {
          "__deferred": {
            "uri": "https://<api-server>/odata/v2/  
BenefitDeductionDetails(Benefit_benefitId='SAVINGS_PALN',Benefit_effectiveStartDate=  
datetime'2018-03-23T00:00:00',dedcutionDetailId=25291L)/mdfSystemRecordStatusNav"
          }
        },
        "deductionPayComponentNav": {
          "__deferred": {
            "uri": "https://<api-server>/odata/v2/  
BenefitDeductionDetails(Benefit_benefitId='SAVINGS_PALN',Benefit_effectiveStartDate=  
datetime'2018-03-23T00:00:00',dedcutionDetailId=25291L)/deductionPayComponentNav"
          }
        },
        "basePayComponentNav": {
          "__deferred": {
            "uri": "https://<api-server>/odata/v2/  
BenefitDeductionDetails(Benefit_benefitId='SAVINGS_PALN',Benefit_effectiveStartDate=  
datetime'2018-03-23T00:00:00',dedcutionDetailId=25291L)/basePayComponentNav"
          }
        }
      }
    ]
  }
}
```



```

    "payFrequencyNav": {
      "__deferred": {
        "uri": "https://<api-server>/odata/v2/
BenefitDeductionDetails(Benefit_benefitId='SAVINGS_PALN',Benefit_effectiveStartDate=
datetime'2018-03-23T00:00:00',dedcutionDetailId=25291L)/payFrequencyNav"
      }
    }
  ]
}

```

### 9.4.10.13 BenefitDocuments

This entity is used to store all kinds of documents related to the benefits, including policy documents, forms, and relevant web links.

#### Note

This API is read-only. To create or edit data, please use function import.

### Supported Operations

Query

### Properties and Navigation Properties

This section lists only the properties and navigation properties that require special business logic, permission, or other additional information. For more information, refer to the API dictionary in [Admin Center](#) > [API Center](#) > [OData API Data Dictionary](#) or the API metadata using query: `https://<api-server>/odata/v2/<Entity>/$metadata`.

#### Properties

Property	Description
<code>effectiveStartDate</code>	The effective start date of the document.
<code>shortName</code>	The short name of the document.
<code>usefullLink</code>	A link to the document.
<code>attachment</code>	Any attachment that refers to the document.

## Use Case: Get all benefit related documents

### Request

Operation	Query
HTTP Method	GET
URI	https://<api-server>/odata/v2/ BenefitDocuments

### Response

```
{
  "d": {
    "results": [
      {
        "__metadata": {
          "uri": "https://<api-server>/odata/v2/
BenefitDocuments(effectiveStartDate=datetime'2021-01-01T00:00:00',id='DOC')",
          "type": "SFOData.BenefitDocuments"
        },
        "effectiveStartDate": "/Date(1609459200000)/",
        "id": "DOC",
        "lastModifiedDateTime": "/Date(1630308427000+0000)/",
        "lastModifiedBy": "biyo",
        "mdfSystemEffectiveEndDate": "/Date(253402214400000)/",
        "createdDateTime": "/Date(1630308427000+0000)/",
        "mdfSystemRecordStatus": "N",
        "usefulLink": null,
        "createdBy": "biyo",
        "shortName": "DOC",
        "createdByNav": {
          "__deferred": {
            "uri": "https://<api-server>/odata/v2/
BenefitDocuments(effectiveStartDate=datetime'2021-01-01T00:00:00',id='DOC')/
createdByNav"
          }
        },
        "attachmentNav": {
          "__deferred": {
            "uri": "https://<api-server>/odata/v2/
BenefitDocuments(effectiveStartDate=datetime'2021-01-01T00:00:00',id='DOC')/
attachmentNav"
          }
        },
        "wfRequestNav": {
          "__deferred": {
            "uri": "https://<api-server>/odata/v2/
BenefitDocuments(effectiveStartDate=datetime'2021-01-01T00:00:00',id='DOC')/
wfRequestNav"
          }
        },
        "lastModifiedByNav": {
          "__deferred": {
            "uri": "https://<api-server>/odata/v2/
BenefitDocuments(effectiveStartDate=datetime'2021-01-01T00:00:00',id='DOC')/
lastModifiedByNav"
          }
        },
        "mdfSystemRecordStatusNav": {
          "__deferred": {
            "uri": "https://<api-server>/odata/v2/
BenefitDocuments(effectiveStartDate=datetime'2021-01-01T00:00:00',id='DOC')/
mdfSystemRecordStatusNav"
          }
        }
      }
    ]
  }
}
```

```

    }
  },
  {
    "__metadata": {
      "uri": "https://<api-server>/odata/v2/
BenefitDocuments(effectiveStartDate=datetime'2021-09-01T00:00:00',id='ID007')",
      "type": "SFOData.BenefitDocuments"
    },
    "effectiveStartDate": "/Date(1630454400000)/",
    "id": "ID007",
    "lastModifiedDate": "/Date(1631650436000+0000)/",
    "lastModifiedBy": "ecadmin",
    "mdfSystemEffectiveEndDate": "/Date(253402214400000)/",
    "createdDate": "/Date(1631650436000+0000)/",
    "mdfSystemRecordStatus": "N",
    "usefulLink": null,
    "createdBy": "ecadmin",
    "shortName": "Bandings Pension UK",
    "createdByNav": {
      "__deferred": {
        "uri": "https://<api-server>/odata/v2/
BenefitDocuments(effectiveStartDate=datetime'2021-09-01T00:00:00',id='ID007')/
createdByNav"
      }
    },
    "attachmentNav": {
      "__deferred": {
        "uri": "https://<api-server>/odata/v2/
BenefitDocuments(effectiveStartDate=datetime'2021-09-01T00:00:00',id='ID007')/
attachmentNav"
      }
    },
    "wfRequestNav": {
      "__deferred": {
        "uri": "https://<api-server>/odata/v2/
BenefitDocuments(effectiveStartDate=datetime'2021-09-01T00:00:00',id='ID007')/
wfRequestNav"
      }
    },
    "lastModifiedByNav": {
      "__deferred": {
        "uri": "https://<api-server>/odata/v2/
BenefitDocuments(effectiveStartDate=datetime'2021-09-01T00:00:00',id='ID007')/
lastModifiedByNav"
      }
    },
    "mdfSystemRecordStatusNav": {
      "__deferred": {
        "uri": "https://<api-server>/odata/v2/
BenefitDocuments(effectiveStartDate=datetime'2021-09-01T00:00:00',id='ID007')/
mdfSystemRecordStatusNav"
      }
    }
  }
]
}
}

```

## Related Information

[SAP Business Accelerator Hub: BenefitDocuments](#)

## 9.4.10.14 BenefitEmployeeClaim

This entity stores the details of the claim transactions made by the employees for the various benefits in the company.

### Supported Operations

Query

### Properties and Navigation Properties

This section lists only the properties and navigation properties that require special business logic, permission, or other additional information. For more information, refer to the API dictionary in [Admin Center](#) > [API Center](#) > [OData API Data Dictionary](#) or the API metadata using query: `https://<api-server>/odata/v2/<Entity>/$metadata`.

#### Properties

Property	Description
claimDate	The date the benefit is claimed.
entitlementAmount	The amount the employee is eligible to claim.
totalAmount	The amount that the employee is claiming for.
benefitDataSourceWithExternalCode	The list of benefits that the employee is eligible to claim for.

#### Navigation Properties

Navigation Property	Related Entity	Description
BenefitEmployeeClaim	BenefitEmployeeClaimDetail	Contains additional detail fields required during claim of a benefit.
BenefitEmployeeClaim	BenefitFuelReimbursementClaimDetail	Contains additional detail fields required during claim of the fuel benefit.
BenefitEmployeeClaim	BenefitDependentDetail	Contains additional fields required to capture the dependent information.
BenefitEmployeeClaim	BenefitDocuments	Stores information about policy documents, forms, useful links.

Navigation Property	Related Entity	Description
BenefitEmployeeClaim	BenefitLeaveTravelReimbursementClaim	Contains additional fields required to capture the leave travel information.
BenefitEmployeeClaim	BenefitFuelReimbursement	Contains additional fields required to capture the fuel reimbursement information.

## Use Case: Get details of the claim transactions made by the employees

### Request

Operation	Query
HTTP Method	GET
URI	https://<api-server>/odata/v2/BenefitEmployeeClaim

### Response

```
{
  "d": {
    "results": [
      {
        "__metadata": {
          "uri": "https://<api-server>/odata/v2/BenefitEmployeeClaim('1DE4AEF51E784AD9A1B4DE255B350E7E')",
          "type": "SFOData.BenefitEmployeeClaim"
        },
        "id": "1DE4AEF51E784AD9A1B4DE255B350E7E",
        "exception": null,
        "lastModifiedDate": "/Date(1629284526000+0000)/",
        "benefitDataSourceWithExternalCode": "CLAIM_API",
        "createdDateTime": "/Date(1629284526000+0000)/",
        "byPassWorkflow": null,
        "externalName": "80300_CLAIM_API_TEST_08182021_110206",
        "currency": "USD",
        "benefitProgram": null,
        "workerId": "80300",
        "benefitDataSource": null,
        "nrpId": null,
        "lastModifiedBy": "bijo",
        "benefit": "CLAIM_API",
        "benefitClaimEntityID": "50F16D4AD3BD4CD7A659CBF331CDF83C",
        "totalAmount": "1000",
        "recordStatus": "N",
        "claimDate": "/Date(1629244800000)/",
        "createdBy": "bijo",
        "isTotalAmountReadOnly": null,
        "entitlementAmount": null,
        "remarks": null,
        "status": null,
        "policyDocuments": {
          "__deferred": {
            "uri": "https://<api-server>/odata/v2/BenefitEmployeeClaim('1DE4AEF51E784AD9A1B4DE255B350E7E')/policyDocuments"
          }
        }
      }
    ]
  }
}
```

```

    },
    "benFuelReimbursement": {
      "__deferred": {
        "uri": "https://<api-server>/odata/v2/
BenefitEmployeeClaim('1DE4AEF51E784AD9A1B4DE255B350E7E')/benFuelReimbursement"
      }
    },
    "createdByNav": {
      "__deferred": {
        "uri": "https://<api-server>/odata/v2/
BenefitEmployeeClaim('1DE4AEF51E784AD9A1B4DE255B350E7E')/createdByNav"
      }
    },
    "statusNav": {
      "__deferred": {
        "uri": "https://<api-server>/odata/v2/
BenefitEmployeeClaim('1DE4AEF51E784AD9A1B4DE255B350E7E')/statusNav"
      }
    },
    "benTravelReimbursementClaim": {
      "__deferred": {
        "uri": "https://
<api-server>/odata/v2/BenefitEmployeeClaim('1DE4AEF51E784AD9A1B4DE255B350E7E')/
benTravelReimbursementClaim"
      }
    },
    "benefitFuelReimbursementClaimDetail": {
      "__deferred": {
        "uri": "https://
<api-server>/odata/v2/BenefitEmployeeClaim('1DE4AEF51E784AD9A1B4DE255B350E7E')/
benefitFuelReimbursementClaimDetail"
      }
    },
    "exceptionNav": {
      "__deferred": {
        "uri": "https://<api-server>/odata/v2/
BenefitEmployeeClaim('1DE4AEF51E784AD9A1B4DE255B350E7E')/exceptionNav"
      }
    },
    "lastModifiedByNav": {
      "__deferred": {
        "uri": "https://<api-server>/odata/v2/
BenefitEmployeeClaim('1DE4AEF51E784AD9A1B4DE255B350E7E')/lastModifiedByNav"
      }
    },
    "benefitContacts": {
      "__deferred": {
        "uri": "https://<api-server>/odata/v2/
BenefitEmployeeClaim('1DE4AEF51E784AD9A1B4DE255B350E7E')/benefitContacts"
      }
    },
    "benefitDependentDetail": {
      "__deferred": {
        "uri": "https://<api-server>/odata/v2/
BenefitEmployeeClaim('1DE4AEF51E784AD9A1B4DE255B350E7E')/benefitDependentDetail"
      }
    },
    "usefulLinks": {
      "__deferred": {
        "uri": "https://<api-server>/odata/v2/
BenefitEmployeeClaim('1DE4AEF51E784AD9A1B4DE255B350E7E')/usefulLinks"
      }
    },
    "currencyNav": {
      "__deferred": {
        "uri": "https://<api-server>/odata/v2/
BenefitEmployeeClaim('1DE4AEF51E784AD9A1B4DE255B350E7E')/currencyNav"
      }
    }
  }
}

```

```

    },
    "workerIdNav": {
      "__deferred": {
        "uri": "https://<api-server>/odata/v2/
BenefitEmployeeClaim('1DE4AEF51E784AD9A1B4DE255B350E7E')/workerIdNav"
      }
    },
    "benefitProgramNav": {
      "__deferred": {
        "uri": "https://<api-server>/odata/v2/
BenefitEmployeeClaim('1DE4AEF51E784AD9A1B4DE255B350E7E')/benefitProgramNav"
      }
    },
    "cust_attachment2Nav": {
      "__deferred": {
        "uri": "https://<api-server>/odata/v2/
BenefitEmployeeClaim('1DE4AEF51E784AD9A1B4DE255B350E7E')/cust_attachment2Nav"
      }
    },
    "attachmentNav": {
      "__deferred": {
        "uri": "https://<api-server>/odata/v2/
BenefitEmployeeClaim('1DE4AEF51E784AD9A1B4DE255B350E7E')/attachmentNav"
      }
    },
    "benefitEmployeeCarClaim": {
      "__deferred": {
        "uri": "https://<api-server>/odata/v2/
BenefitEmployeeClaim('1DE4AEF51E784AD9A1B4DE255B350E7E')/benefitEmployeeCarClaim"
      }
    },
    "benefitNav": {
      "__deferred": {
        "uri": "https://<api-server>/odata/v2/
BenefitEmployeeClaim('1DE4AEF51E784AD9A1B4DE255B350E7E')/benefitNav"
      }
    },
    "benefitEmployeeClaimDetail": {
      "__deferred": {
        "uri": "https://<api-server>/odata/v2/
BenefitEmployeeClaim('1DE4AEF51E784AD9A1B4DE255B350E7E')/benefitEmployeeClaimDetail"
      }
    },
    "wfRequestNav": {
      "__deferred": {
        "uri": "https://<api-server>/odata/v2/
BenefitEmployeeClaim('1DE4AEF51E784AD9A1B4DE255B350E7E')/wfRequestNav"
      }
    },
    "recordStatusNav": {
      "__deferred": {
        "uri": "https://<api-server>/odata/v2/
BenefitEmployeeClaim('1DE4AEF51E784AD9A1B4DE255B350E7E')/recordStatusNav"
      }
    },
    "forms": {
      "__deferred": {
        "uri": "https://<api-server>/odata/v2/
BenefitEmployeeClaim('1DE4AEF51E784AD9A1B4DE255B350E7E')/forms"
      }
    }
  }
}
]
}
}

```

## Related Information

[SAP Business Accelerator Hub: BenefitEmployeeClaim](#)

### 9.4.10.15 BenefitEnrollment

This entity contains a list of all the benefits for which an Employee is eligible. An employee uses this object to enroll for eligible benefits.

#### Note

This API is read-only. To create or edit data, please use imports function.

## Supported Operations

Query

## Properties and Navigation Properties

This section lists only the properties and navigation properties that require special business logic, permission, or other additional information. For more information, refer to the API dictionary in [Admin Center](#) [API Center](#) [OData API Data Dictionary](#) or the API metadata using query: `https://<api-server>/odata/v2/<Entity>/$metadata`.

### Properties

Property	Description
<code>entitlementAmount</code>	The entitlement amount of the benefit.
<code>benefitDataSourceWithExternalCode</code>	The data source field for benefits.
<code>effectiveStartDate</code>	The start date of enrollment.
<code>effectiveEndDate</code>	The end date of enrollment.
<code>amount</code>	The total amount for which user has enrolled.



## Navigation Properties

Navigation Property	Related Entity	Description
BenefitEnrollment	BenefitCompanyCarEnrollment	This is additional field that contains company car enrollment details.
BenefitEnrollment	BenefitPensionFundEnrollmentContributionDetail	This field contains benefit pension fund related information.
BenefitEnrollment	BenefitPensionDependentNominees	This field contains the information about the Dependent Nominees.
BenefitEnrollment	BenefitPensionNonDependentNominees	This field contains the information about the Non Dependent Nominees.
BenefitEnrollment	BenefitPensionEnrollmentContributionDetail	This field contains the information related to pension enrollment contribution.
BenefitEnrollment	BenefitCompanyHousingEnrollment	This field contains company housing related information.

## Use Case: Get the list of all the enrolled benefits for the employee

### Request

Operation	Query
HTTP Method	GET
URI	https://<api-server>/odata/v2/BenefitEnrollment

### Response

```
{
  "d": {
    "results": [
      {
        "__metadata": {
          "uri": "https://<api-server>/odata/v2/BenefitEnrollment(effectiveStartDate=datetime'2022-01-01T00:00:00',id='DC37B856586146CDB49AC2C02873A3CB')",
          "type": "SFOData.BenefitEnrollment"
        },
        "effectiveStartDate": "/Date(1640995200000)/",
        "id": "DC37B856586146CDB49AC2C02873A3CB",
        "eligibleWalletAmount": null,
        "exception": null,
        "isDedStartDateCalculated": null,
        "jobRunDate": null,
        "lastModifiedDate": "/Date(1629958406000+0000)/",
        "enrollmentContext": null,
        "enrollmentDate": "/Date(1629849600000)/",
        "createdDateTime": "/Date(1629958406000+0000)/",
      }
    ]
  }
}
```

```

"eligibleWalletWithDataSource": null,
"externalName": "802987_INSURANCE_BEN_REC_INFO_08262021_061325",
"benefitPaymentOption": null,
"benefitProgram": null,
"workerId": "802987",
"retirementDate": null,
"benefitEnrollmentEntityID": "6563CC2467E447A49B4F07D8AC088C1F",
"benefit": "INSURANCE_BEN_REC_INFO",
"effectiveStatus": "I",
"deductionStartDate": "/Date(1629763200000)/",
"benefitEntitlementAmount": null,
"effectiveEndDate": "/Date(253402214400000)/",
"benefitDataSourceWithExternalCode": "INSURANCE_BEN_REC_INFO",
"amountFromWallet": null,
"isOptOutEvent": null,
"walletConsumedTill": null,
"currency": "USD",
"amount": null,
"benefitDataSource": null,
"creditPointsFromWallet": null,
"lastModifiedBy": "80300",
"compensationId": null,
"eligibleWalletCredits": null,
"benefitSavingsPlanEmployerContribution": null,
"recordStatus": "N",
"previousEnrollmentId": null,
"createdBy": "80300",
"isTriggeredEvent": null,
"compensationAdjustmentUntil": null,
"eligibleWallet": null,
"schedulePeriod": "2021",
"policyDocuments": {
  "__deferred": {
    "uri": "https://<api-server>/odata/v2/
BenefitEnrollment(effectiveStartDate=datetime'2022-01-01T00:00:00',id='DC37B85658614
6CDB49AC2C02873A3CB')/policyDocuments"
  }
},
"createdByNav": {
  "__deferred": {
    "uri": "https://<api-server>/odata/v2/
BenefitEnrollment(effectiveStartDate=datetime'2022-01-01T00:00:00',id='DC37B85658614
6CDB49AC2C02873A3CB')/createdByNav"
  }
},
"benefitDeductibleAllowanceEnrollment": {
  "__deferred": {
    "uri": "https://<api-server>/odata/v2/
BenefitEnrollment(effectiveStartDate=datetime'2022-01-01T00:00:00',id='DC37B85658614
6CDB49AC2C02873A3CB')/benefitDeductibleAllowanceEnrollment"
  }
},
"benefitSavingsPlanEnrollmentContributionDetail": {
  "__deferred": {
    "uri": "https://<api-server>/odata/v2/
BenefitEnrollment(effectiveStartDate=datetime'2022-01-01T00:00:00',id='DC37B85658614
6CDB49AC2C02873A3CB')/benefitSavingsPlanEnrollmentContributionDetail"
  }
},
"eligibleWalletNav": {
  "__deferred": {
    "uri": "https://<api-server>/odata/v2/
BenefitEnrollment(effectiveStartDate=datetime'2022-01-01T00:00:00',id='DC37B85658614
6CDB49AC2C02873A3CB')/eligibleWalletNav"
  }
},
"benefitSavingsPlanEnrollmentDetails": {
  "__deferred": {

```

```

        "uri": "https://<api-server>/odata/v2/
BenefitEnrollment(effectiveStartDate=datetime'2022-01-01T00:00:00',id='DC37B85658614
6CDB49AC2C02873A3CB')/benefitSavingsPlanEnrollmentDetails"
    },
    "enrollmentContextNav": {
        "__deferred": {
            "uri": "https://<api-server>/odata/v2/
BenefitEnrollment(effectiveStartDate=datetime'2022-01-01T00:00:00',id='DC37B85658614
6CDB49AC2C02873A3CB')/enrollmentContextNav"
        }
    },
    "benefitContacts": {
        "__deferred": {
            "uri": "https://<api-server>/odata/v2/
BenefitEnrollment(effectiveStartDate=datetime'2022-01-01T00:00:00',id='DC37B85658614
6CDB49AC2C02873A3CB')/benefitContacts"
        }
    },
    "benefitCompanyHousingEnrollment": {
        "__deferred": {
            "uri": "https://<api-server>/odata/v2/
BenefitEnrollment(effectiveStartDate=datetime'2022-01-01T00:00:00',id='DC37B85658614
6CDB49AC2C02873A3CB')/benefitCompanyHousingEnrollment"
        }
    },
    "currencyNav": {
        "__deferred": {
            "uri": "https://<api-server>/odata/v2/
BenefitEnrollment(effectiveStartDate=datetime'2022-01-01T00:00:00',id='DC37B85658614
6CDB49AC2C02873A3CB')/currencyNav"
        }
    },
    "benefitProgramNav": {
        "__deferred": {
            "uri": "https://<api-server>/odata/v2/
BenefitEnrollment(effectiveStartDate=datetime'2022-01-01T00:00:00',id='DC37B85658614
6CDB49AC2C02873A3CB')/benefitProgramNav"
        }
    },
    "schedulePeriodNav": {
        "__deferred": {
            "uri": "https://<api-server>/odata/v2/
BenefitEnrollment(effectiveStartDate=datetime'2022-01-01T00:00:00',id='DC37B85658614
6CDB49AC2C02873A3CB')/schedulePeriodNav"
        }
    },
    "attachmentNav": {
        "__deferred": {
            "uri": "https://<api-server>/odata/v2/
BenefitEnrollment(effectiveStartDate=datetime'2022-01-01T00:00:00',id='DC37B85658614
6CDB49AC2C02873A3CB')/attachmentNav"
        }
    },
    "benefitNav": {
        "__deferred": {
            "uri": "https://<api-server>/odata/v2/
BenefitEnrollment(effectiveStartDate=datetime'2022-01-01T00:00:00',id='DC37B85658614
6CDB49AC2C02873A3CB')/benefitNav"
        }
    },
    "benefitInsurancePlanEnrollmentDetails": {
        "__deferred": {
            "uri": "https://<api-server>/odata/v2/
BenefitEnrollment(effectiveStartDate=datetime'2022-01-01T00:00:00',id='DC37B85658614
6CDB49AC2C02873A3CB')/benefitInsurancePlanEnrollmentDetails"
        }
    },
}

```

```

    "effectiveStatusNav": {
      "__deferred": {
        "uri": "https://<api-server>/odata/v2/
BenefitEnrollment(effectiveStartDate=datetime'2022-01-01T00:00:00',id='DC37B85658614
6CDB49AC2C02873A3CB')/effectiveStatusNav"
      }
    },
    "benefitPensionFundEnrollmentContributionDetail": {
      "__deferred": {
        "uri": "https://<api-server>/odata/v2/
BenefitEnrollment(effectiveStartDate=datetime'2022-01-01T00:00:00',id='DC37B85658614
6CDB49AC2C02873A3CB')/benefitPensionFundEnrollmentContributionDetail"
      }
    },
    "benefitSavingsPlanPrimaryBeneficiaries": {
      "__deferred": {
        "uri": "https://<api-server>/odata/v2/
BenefitEnrollment(effectiveStartDate=datetime'2022-01-01T00:00:00',id='DC37B85658614
6CDB49AC2C02873A3CB')/benefitSavingsPlanPrimaryBeneficiaries"
      }
    },
    "benefitPensionNonDependentNominees": {
      "__deferred": {
        "uri": "https://<api-server>/odata/v2/
BenefitEnrollment(effectiveStartDate=datetime'2022-01-01T00:00:00',id='DC37B85658614
6CDB49AC2C02873A3CB')/benefitPensionNonDependentNominees"
      }
    },
    "benefitPaymentOptionNav": {
      "__deferred": {
        "uri": "https://<api-server>/odata/v2/
BenefitEnrollment(effectiveStartDate=datetime'2022-01-01T00:00:00',id='DC37B85658614
6CDB49AC2C02873A3CB')/benefitPaymentOptionNav"
      }
    },
    "exceptionNav": {
      "__deferred": {
        "uri": "https://<api-server>/odata/v2/
BenefitEnrollment(effectiveStartDate=datetime'2022-01-01T00:00:00',id='DC37B85658614
6CDB49AC2C02873A3CB')/exceptionNav"
      }
    },
    "lastModifiedByNav": {
      "__deferred": {
        "uri": "https://<api-server>/odata/v2/
BenefitEnrollment(effectiveStartDate=datetime'2022-01-01T00:00:00',id='DC37B85658614
6CDB49AC2C02873A3CB')/lastModifiedByNav"
      }
    },
    "usefulLinks": {
      "__deferred": {
        "uri": "https://<api-server>/odata/v2/
BenefitEnrollment(effectiveStartDate=datetime'2022-01-01T00:00:00',id='DC37B85658614
6CDB49AC2C02873A3CB')/usefulLinks"
      }
    },
    "workerIdNav": {
      "__deferred": {
        "uri": "https://<api-server>/odata/v2/
BenefitEnrollment(effectiveStartDate=datetime'2022-01-01T00:00:00',id='DC37B85658614
6CDB49AC2C02873A3CB')/workerIdNav"
      }
    },
    "benefitPensionEnrollmentContributionDetail": {
      "__deferred": {
        "uri": "https://<api-server>/odata/v2/
BenefitEnrollment(effectiveStartDate=datetime'2022-01-01T00:00:00',id='DC37B85658614
6CDB49AC2C02873A3CB')/benefitPensionEnrollmentContributionDetail"
      }
    }
  }
}

```

```

    },
    "benefitPensionDependentNominees": {
      "__deferred": {
        "uri": "https://<api-server>/odata/v2/
BenefitEnrollment(effectiveStartDate=datetime'2022-01-01T00:00:00',id='DC37B85658614
6CDB49AC2C02873A3CB')/benefitPensionDependentNominees"
      }
    },
    "benefitCompanyCarEnrollment": {
      "__deferred": {
        "uri": "https://<api-server>/odata/v2/
BenefitEnrollment(effectiveStartDate=datetime'2022-01-01T00:00:00',id='DC37B85658614
6CDB49AC2C02873A3CB')/benefitCompanyCarEnrollment"
      }
    },
    "benefitSavingsPlanEmployerContributionNav": {
      "__deferred": {
        "uri": "https://<api-server>/odata/v2/
BenefitEnrollment(effectiveStartDate=datetime'2022-01-01T00:00:00',id='DC37B85658614
6CDB49AC2C02873A3CB')/benefitSavingsPlanEmployerContributionNav"
      }
    },
    "wfRequestNav": {
      "__deferred": {
        "uri": "https://<api-server>/odata/v2/
BenefitEnrollment(effectiveStartDate=datetime'2022-01-01T00:00:00',id='DC37B85658614
6CDB49AC2C02873A3CB')/wfRequestNav"
      }
    },
    "recordStatusNav": {
      "__deferred": {
        "uri": "https://<api-server>/odata/v2/
BenefitEnrollment(effectiveStartDate=datetime'2022-01-01T00:00:00',id='DC37B85658614
6CDB49AC2C02873A3CB')/recordStatusNav"
      }
    },
    "forms": {
      "__deferred": {
        "uri": "https://<api-server>/odata/v2/
BenefitEnrollment(effectiveStartDate=datetime'2022-01-01T00:00:00',id='DC37B85658614
6CDB49AC2C02873A3CB')/forms"
      }
    },
    "benefitSavingsPlanContingentBeneficiaries": {
      "__deferred": {
        "uri": "https://<api-server>/odata/v2/
BenefitEnrollment(effectiveStartDate=datetime'2022-01-01T00:00:00',id='DC37B85658614
6CDB49AC2C02873A3CB')/benefitSavingsPlanContingentBeneficiaries"
      }
    }
  ],
  "__next": "https://<api-server>/odata/v2/BenefitEnrollment?
$format=json&$skiptoken=eyJzdGFyZdFJvdyI6MTAwMCwiZW5kUm93IjoyMDAwfQ=="
}
}

```

## Related Information

[SAP Business Accelerator Hub: BenefitEnrollment](#)

## 9.4.10.16 BenefitEnrollmentDependencyConfiguration

This Object is used to capture the Benefit Dependency containing Benefit Dependency Configuration Id, Comment and Benefit Dependency Details. Benefit Dependency Details contains the Lead Benefit, Lead Insurance Plan, Dependent Benefit, Dependent Insurance Plan and Enrollment Condition.

### Note

This API is read-only. To create or edit data, please use function import.

## Supported Operations

Query

## Use Case

### Request

Operation	Query
HTTP Method	GET
URI	<code>https://&lt;api-server&gt;/odata/v2/BenefitEnrollmentDependencyConfiguration(effectiveStartDate=datetime'2017-10-02T00:00:00',id=694L)?\$format=json</code>

### Response

```
{
  "d": {
    "results": [
      {
        "__metadata": {
          "uri": "https://<api-server>/odata/v2/BenefitEnrollmentDependencyConfiguration",
          "type": "SFOData.BenefitEnrollmentDependencyConfiguration"
        },
        "benefitDependencyId": "DEPENDENCY CONFIGURATION ID",
        "comment": "Benefit Dependency Configuration with details",
        "benefitDependencyDetails": "benefitDependencydetailList",
        "createdBy": "admin",
        "lastModifiedBy": "admin",
        "createdDateTime": "/Date(1496123038000+0000)/",
        "lastModifiedDateTime": "/Date(1496123038000+0000)/",
        "mdfSystemRecordStatus": "N",
        "mdfSystemRecordStatusNav": {
          "__deferred": {
            "uri": "https://<api-server>/odata/v2/BenefitEnrollmentDependencyConfiguration(/mdfSystemRecordStatusNav"
          }
        }
      }
    ]
  }
}
```

```
}
  }
]
}
```

## Related Information

[SAP Business Accelerator Hub: BenefitEnrollmentDependencyConfiguration](#)

### 9.4.10.17 BenefitEnrollmentDependencyDetails

This Object is used to capture the Lead and Dependent Benefits with some Enrollment Condition.

## Supported Operations

Query

## Use Case

### Request

Operation	Query
HTTP Method	GET
URI	<code>https://&lt;api-server&gt;/odata/v2/BenefitEnrollmentDependencyDetails(effectiveStartDate=datetime'2017-10-02T00:00:00',id=694L)/\$format=json</code>

### Response

```
{
  "d": {
    "results": [
      {
        "__metadata": {
          "uri": "https://<api-server>/odata/v2/BenefitEnrollmentDependencyDetails",
          "type": "SFOData.BenefitEnrollmentDependencyDetails"
        },
        "leadBenefit": "DummyBenefit1",
        "leadInsurancePlan": "DummyPlan1",
        "enrollmentCondition": "ENROLLED",
        "dependentBenefit": "DummyBenefit2",
      }
    ]
  }
}
```

```

    "dependentInsurancePlan": "DummyPlan2",
    "createdBy": "admin",
    "lastModifiedBy": "admin",
    "createdDateTime": "/Date(1496123038000+0000)/",
    "lastModifiedDateTime": "/Date(1496123038000+0000)/",
    "mdfSystemRecordStatus": "N",
    "leadBenefitNav": {
      "__deferred": {
        "uri": "https://<api-server>/odata/v2/
BenefitEnrollmentDependencyDetails/leadBenefitNav "
      },
      "leadInsurancePlanNav": {
        "__deferred": {
          "uri": "https://<api-server>/odata/v2/
BenefitEnrollmentDependencyDetails/leadInsurancePlanNav"
        },
        "enrollmentConditionNav": {
          "__deferred": {
            "uri": "https://<api-server>/odata/v2/
BenefitEnrollmentDependencyDetails/enrollmentConditionNav "
          },
          "dependentBenefitNav": {
            "__deferred": {
              "uri": "https://<api-server>/odata/v2/
BenefitEnrollmentDependencyDetails/dependentBenefitNav "
            },
            "dependentInsurancePlanNav": {
              "__deferred": {
                "uri": "https://<api-server>/odata/v2/
BenefitEnrollmentDependencyDetails/dependentInsurancePlanNav"
              },
              "parentNav": {
                "__deferred": {
                  "uri": "https://<api-server>/odata/v2/
BenefitEnrollmentDependencyDetails/parentNav "
                },
                "mdfSystemRecordStatusNav": {
                  "__deferred": {
                    "uri": "https://<api-server>/odata/v2/
BenefitEnrollmentDependencyDetails(/mdfSystemRecordStatusNav"
                  }
                }
              }
            }
          }
        }
      }
    }
  ]
}

```

## Related Information

[SAP Business Accelerator Hub: BenefitEnrollmentDependencyDetails](#)



## 9.4.10.18 BenefitEnrollmentOptoutDetail

This entity contains BenefitEnrollment, BenefitEnrollmentId, BenefitEnrollmentId, BenefitSchedulePeriod, OptoutRequestDate, EnrollmentChangeDate, ContributionChangeDate, and OptedoutBy. This entity is used to log opted out details.

### Note

This API is read-only. To create or edit data, please use function import.

## Supported Operations

Query

## Properties and Navigation Properties

This section lists only the properties and navigation properties that require special business logic, permission, or other additional information. For more information, refer to the API dictionary in [Admin Center](#) [API Center](#) [OData API Data Dictionary](#) or the API metadata using query: `https://<api-server>/odata/v2/<Entity>/$metadata`.

### Navigation Properties

Navigation Property	Related Entity	Description
Benefits	Benefit	Navigation to the Benefit

## Use Case: Querying opted out BenefitEnrollment details

### Request

Operation	Query
HTTP Method	GET
URI	<code>https://&lt;api-server&gt;/odata/v2/ BenefitEnrollmentOptoutDetails? \$format=json</code>

### Response

```
"d": {  
  "results": [  

```

```

    {
      "__metadata": {
        "uri": "https://<api-server>/odata/v2/
BenefitEnrollmentOptoutDetails",
        "type": "SFOData. BenefitEnrollmentOptoutDetails"
      },
      "benefitEnrollment": "BenefitEnrollment1",
      "benefitEnrollmentId": "AHDGJ879709BDJ",
      "benefitSchedulePeriod": "BenefitSchedulePeriod1",
      "optoutRequestDate": "/Date(1521763200000)/",
      "enrollmentChangeDate": "/Date(1523163200000)/",
      "contributionChangeDate": "/Date(1526263200000)/",
      "optedoutBy": "admin1",
      "createdBy": "admin",
      "lastModifiedBy": "admin",
      "createdDateTime": "/Date(1496123038000+0000)/",
      "lastModifiedDateTime": "/Date(1496123038000+0000)/",
      "mdfSystemRecordStatus": "N",
      "mdfSystemRecordStatusNav": {
        "__deferred": {
          "uri": "https://<api-server>/odata/v2/
BenefitEnrollmentOptoutDetails/mdfSystemRecordStatusNav"
        }
      }
    }
  ]
}

```

## 9.4.10.19 BenefitEnrollmentProcessConfiguration

This entity contains information about the enrolment processor type, enrolment screen configuration, and benefit groups. This entity is used for benefit enrolment configuration to meet a better user experience for Admins and End-end users.

### Note

This API is read-only. To create or edit data, please use imports function.

## Supported Operations

Query

## Properties and Navigation Properties

This section lists only the properties and navigation properties that require special business logic, permission, or other additional information. For more information, refer to the API dictionary in [Admin Center](#) [API Center](#) [OData API Data Dictionary](#) or the API metadata using query: `https://<api-server>/odata/v2/<Entity>/$metadata`.

## Properties

Property	Description
configurationCode	This field returns the external code or UUID.
configurationName	This field returns the name of the configured object.
effectiveFrom	This field returns effective From Date.
enrollmentProcessType	This field returns enrollment Process Type.
openEnrollmentSchedule	This field returns the Open enrollment Schedule period.
currency	This field returns currency.
workflow	This field returns workflow.
regularEnrollmentScreenConfiguration	This field returns the regular enrollment screen configuration.
offcycleEnrollmentScreenConfiguration	This field returns the off cycle enrollment screen configuration.
legalEntities	This field returns the legal entity.
benefitsGroups	This field returns the benefits group.

## Navigation Properties

Navigation Property	Related Entity	Description
ConfigureBenefitsGroupforEnrollmentProcess	BenefitEnrollmentProcessConfiguration	Navigation to the composite child association which holds the list of benefit group style and benefits.

## Use Case: Get the BenefitEnrollmentProcessConfigurationobjects Created in the System

This example shows how to get all the BenefitEnrollmentProcessConfigurationobjects created in the system..

### Request

Operation	Query
HTTP Method	GET
URI	<code>https://&lt;hostname&gt;/odata/v2/BenefitEnrollmentProcessConfiguration?\$format=json</code>

## Response

```
{
  "d": {
    "results": [
      {
        "__metadata": {
          "uri": "https://<api-server>/odata/v2/BenefitEnrollmentProcessConfiguration(configurationCode='123',effectiveFrom=datetime'2022-10-21T00:00:00')",
          "type": "SFOData.BenefitEnrollmentProcessConfiguration"
        },
        "configurationCode": "123",
        "effectiveFrom": "/Date(1666310400000)/",
        "openEnrollmentSchedule": "BEN_AUTO_2022",
        "lastModifiedDate": "/Date(1666330207000+0000)/",
        "mdfSystemEffectiveEndDate": "/Date(253402214400000)/",
        "createdDateTime": "/Date(1666330207000+0000)/",
        "enrollmentProcessType": "OPEN_ENROLLMENT",
        "offcycleEnrollmentScreenConfiguration": null,
        "currency": "USD",
        "workflow": null,
        "regularEnrollmentScreenConfiguration": null,
        "lastModifiedBy": "admin",
        "configurationName": "123",
        "mdfSystemRecordStatus": "N",
        "createdBy": "admin",
        "createdByNav": {
          "__deferred": {
            "uri": "https://<api-server>/odata/v2/BenefitEnrollmentProcessConfiguration(configurationCode='123',effectiveFrom=datetime'2022-10-21T00:00:00')/createdByNav"
          }
        },
        "lastModifiedByNav": {
          "__deferred": {
            "uri": "https://<api-server>/odata/v2/BenefitEnrollmentProcessConfiguration(configurationCode='123',effectiveFrom=datetime'2022-10-21T00:00:00')/lastModifiedByNav"
          }
        },
        "mdfSystemRecordStatusNav": {
          "__deferred": {
            "uri": "https://<api-server>/odata/v2/BenefitEnrollmentProcessConfiguration(configurationCode='123',effectiveFrom=datetime'2022-10-21T00:00:00')/mdfSystemRecordStatusNav"
          }
        },
        "openEnrollmentScheduleNav": {
          "__deferred": {
            "uri": "https://<api-server>/odata/v2/BenefitEnrollmentProcessConfiguration(configurationCode='123',effectiveFrom=datetime'2022-10-21T00:00:00')/openEnrollmentScheduleNav"
          }
        },
        "benefitsGroups": {
          "__deferred": {
            "uri": "https://<api-server>/odata/v2/BenefitEnrollmentProcessConfiguration(configurationCode='123',effectiveFrom=datetime'2022-10-21T00:00:00')/benefitsGroups"
          }
        },
        "currencyNav": {
          "__deferred": {
            "uri": "https://<api-server>/odata/v2/BenefitEnrollmentProcessConfiguration(configurationCode='123',effectiveFrom=datetime'2022-10-21T00:00:00')/currencyNav"
          }
        }
      }
    ]
  }
}
```

```

    },
    "regularEnrollmentScreenConfigurationNav": {
      "__deferred": {
        "uri": "https://<api-server>/odata/v2/
BenefitEnrollmentProcessConfiguration(configurationCode='123',effectiveFrom=datetime
'2022-10-21T00:00:00')/regularEnrollmentScreenConfigurationNav"
      }
    },
    "enrollmentProcessTypeNav": {
      "__deferred": {
        "uri": "https://<api-server>/odata/v2/
BenefitEnrollmentProcessConfiguration(configurationCode='123',effectiveFrom=datetime
'2022-10-21T00:00:00')/enrollmentProcessTypeNav"
      }
    },
    "legalEntities": {
      "__deferred": {
        "uri": "https://<api-server>/odata/v2/
BenefitEnrollmentProcessConfiguration(configurationCode='123',effectiveFrom=datetime
'2022-10-21T00:00:00')/legalEntities"
      }
    },
    "wfRequestNav": {
      "__deferred": {
        "uri": "https://<api-server>/odata/v2/
BenefitEnrollmentProcessConfiguration(configurationCode='123',effectiveFrom=datetime
'2022-10-21T00:00:00')/wfRequestNav"
      }
    },
    "workflowNav": {
      "__deferred": {
        "uri": "https://<api-server>/odata/v2/
BenefitEnrollmentProcessConfiguration(configurationCode='123',effectiveFrom=datetime
'2022-10-21T00:00:00')/workflowNav"
      }
    },
    "offcycleEnrollmentScreenConfigurationNav": {
      "__deferred": {
        "uri": "https://<api-server>/odata/v2/
BenefitEnrollmentProcessConfiguration(configurationCode='123',effectiveFrom=datetime
'2022-10-21T00:00:00')/offcycleEnrollmentScreenConfigurationNav"
      }
    }
  }
}
]
}
}

```

## 9.4.10.20 BenefitEnrollmentProcessScreenTemplate

This entity contains information about the enrolment process screening template like regular and off cycle Enrollment Screen Configuration. This entity is used as a landing page for benefit enrollment process configuration.

### Note

This API is read-only. To create or edit data, please use imports function.

## Supported Operations

Query

## Properties and Navigation Properties

This section lists only the properties and navigation properties that require special business logic, permission, or other additional information. For more information, refer to the API dictionary in [Admin Center](#) [API Center](#) [OData API Data Dictionary](#) or the API metadata using query: `https://<api-server>/odata/v2/<Entity>/$metadata`.

### Properties

Property	Description
<code>configurationCode</code>	This field returns the external code or UUID.
<code>effectiveFrom</code>	This field returns the effective from date.
<code>enrollmentProcessTitle</code>	This field returns enrollment process title.
<code>introductionTitle</code>	This field returns the Introduction title.
<code>introductionDescription</code>	This field returns the Introduction description.
<code>familyMembersReviewTitle</code>	This field returns the family member's review title.
<code>familyMembersReviewDescription</code>	This field returns the family member's review description.

## Use Case: Get the BenefitEnrollmentProcessScreenTemplate Objects Created in the System

This example shows how to get all the BenefitEnrollmentProcessScreenTemplate objects created in the system.

### Request

Operation	Query
HTTP Method	GET
URI	<code>https://&lt;hostname&gt;/odata/v2/BenefitEnrollmentProcessScreenTemplate?\$format=json</code>

### Response

```
{
```

```

"d": {
  "results": [
    {
      "__metadata": {
        "uri": "https://<api-server>/odata/v2/
BenefitEnrollmentProcessScreenTemplate(configurationCode='123',effectiveFrom=datetim
e'2022-10-21T00:00:00')",
        "type": "SFOData.BenefitEnrollmentProcessScreenTemplate"
      },
      "configurationCode": "123",
      "effectiveFrom": "/Date(1666310400000)/",
      "enrollmentProcessTitle_en_US": "123",
      "lastModifiedDate": "/Date(1666331945000+0000)/",
      "familyMembersReviewTitle_it_IT": null,
      "familyMembersReviewTitle_ru_RU": null,
      "introductionDescription_en_SAP_SLS": null,
      "mdfSystemEffectiveEndDate": "/Date(253402214400000)/",
      "createdDateTime": "/Date(1666331945000+0000)/",
      "familyMembersReviewTitle_de_DE": null,
      "introductionDescription_ko_KR": null,
      "enrollmentProcessTitle_localized": "123",
      "enrollmentProcessTitle_zh_CN": null,
      "familyMembersReviewTitle_fr_FR": null,
      "familyMembersReviewTitle_ja_JP": null,
      "familyMembersReviewDescription_defaultValue": "123",
      "familyMembersReviewDescription_it_IT": null,
      "familyMembersReviewTitle_zh_CN": null,
      "enrollmentProcessTitle_en_SAP_SLS": null,
      "familyMembersReviewDescription_ru_RU": null,
      "introductionTitle_ja_JP": null,
      "enrollmentProcessTitle_nl_NL": null,
      "familyMembersReviewTitle_en_US": "123",
      "familyMembersReviewTitle_fr_CA": null,
      "familyMembersReviewDescription_en_SAP_SLS": null,
      "familyMembersReviewDescription_fr_FR": null,
      "introductionDescription_pt_BR": null,
      "enrollmentProcessTitle_ja_JP": null,
      "introductionTitle_localized": "123",
      "familyMembersReviewDescription_de_DE": null,
      "introductionTitle_fr_CA": null,
      "familyMembersReviewDescription_en_GB": null,
      "introductionDescription_en_US": "123",
      "familyMembersReviewDescription_zh_CN": null,
      "introductionTitle_it_IT": null,
      "introductionDescription_localized": "123",
      "introductionTitle_ru_RU": null,
      "familyMembersReviewTitle_en_GB": null,
      "mdfSystemRecordStatus": "N",
      "introductionTitle_en_US": "123",
      "enrollmentProcessTitle_fr_CA": null,
      "introductionDescription_nl_NL": null,
      "familyMembersReviewDescription_fr_CA": null,
      "introductionTitle_de_DE": null,
      "introductionDescription_es_ES": null,
      "enrollmentProcessTitle_fr_FR": null,
      "enrollmentProcessTitle_en_GB": null,
      "familyMembersReviewDescription_localized": "123",
      "introductionTitle_es_ES": null,
      "introductionDescription_de_DE": null,
      "enrollmentProcessTitle_defaultValue": "123",
      "introductionTitle_nl_NL": null,
      "familyMembersReviewTitle_defaultValue": "123",
      "introductionDescription_ja_JP": null,
      "familyMembersReviewTitle_pt_BR": null,
      "introductionDescription_fr_FR": null,
      "familyMembersReviewTitle_ko_KR": null,
      "introductionTitle_defaultValue": "123",
      "familyMembersReviewTitle_en_SAP_SLS": null,
    }
  ]
}

```

```

"familyMembersReviewDescription_es_ES": null,
"familyMembersReviewDescription_ko_KR": null,
"introductionDescription_ru_RU": null,
"introductionDescription_it_IT": null,
"familyMembersReviewDescription_nl_NL": null,
"introductionDescription_fr_CA": null,
"introductionTitle_ko_KR": null,
"introductionTitle_pt_BR": null,
"introductionTitle_zh_CN": null,
"introductionDescription_en_GB": null,
"enrollmentProcessTitle_de_DE": null,
"enrollmentProcessTitle_ko_KR": null,
"introductionDescription_zh_CN": null,
"enrollmentProcessTitle_pt_BR": null,
"familyMembersReviewDescription_en_US": "123",
"lastModifiedBy": "admin",
"familyMembersReviewTitle_localized": "123",
"enrollmentProcessTitle_es_ES": null,
"introductionTitle_en_GB": null,
"introductionTitle_fr_FR": null,
"createdBy": "admin",
"enrollmentProcessTitle_it_IT": null,
"enrollmentProcessTitle_ru_RU": null,
"introductionTitle_en_SAP_SLS": null,
"familyMembersReviewTitle_nl_NL": null,
"familyMembersReviewDescription_pt_BR": null,
"familyMembersReviewDescription_ja_JP": null,
"familyMembersReviewTitle_es_ES": null,
"introductionDescription_defaultValue": "123",
"createdByNav": {
  "__deferred": {
    "uri": "https://<api-server>/odata/v2/
BenefitEnrollmentProcessScreenTemplate(configurationCode='123',effectiveFrom=datetim
e'2022-10-21T00:00:00')/createdByNav"
  }
},
"familyMembersReviewTitleTranslationTextNav": {
  "__deferred": {
    "uri": "https://<api-server>/odata/v2/
BenefitEnrollmentProcessScreenTemplate(configurationCode='123',effectiveFrom=datetim
e'2022-10-21T00:00:00')/familyMembersReviewTitleTranslationTextNav"
  }
},
"familyMembersReviewDescriptionTranslationTextNav": {
  "__deferred": {
    "uri": "https://<api-server>/odata/v2/
BenefitEnrollmentProcessScreenTemplate(configurationCode='123',effectiveFrom=datetim
e'2022-10-21T00:00:00')/familyMembersReviewDescriptionTranslationTextNav"
  }
},
"introductionDescriptionTranslationTextNav": {
  "__deferred": {
    "uri": "https://<api-server>/odata/v2/
BenefitEnrollmentProcessScreenTemplate(configurationCode='123',effectiveFrom=datetim
e'2022-10-21T00:00:00')/introductionDescriptionTranslationTextNav"
  }
},
"introductionTitleTranslationTextNav": {
  "__deferred": {
    "uri": "https://<api-server>/odata/v2/
BenefitEnrollmentProcessScreenTemplate(configurationCode='123',effectiveFrom=datetim
e'2022-10-21T00:00:00')/introductionTitleTranslationTextNav"
  }
},
"lastModifiedByNav": {
  "__deferred": {

```



```

        "uri": "https://<api-server>/odata/v2/
BenefitEnrollmentProcessScreenTemplate(configurationCode='123',effectiveFrom=datetim
e'2022-10-21T00:00:00')/lastModifiedByNav"
    },
    "mdfSystemRecordStatusNav": {
        "__deferred": {
            "uri": "https://<api-server>/odata/v2/
BenefitEnrollmentProcessScreenTemplate(configurationCode='123',effectiveFrom=datetim
e'2022-10-21T00:00:00')/mdfSystemRecordStatusNav"
        }
    },
    "enrollmentProcessTitleTranslationTextNav": {
        "__deferred": {
            "uri": "https://<api-server>/odata/v2/
BenefitEnrollmentProcessScreenTemplate(configurationCode='123',effectiveFrom=datetim
e'2022-10-21T00:00:00')/enrollmentProcessTitleTranslationTextNav"
        }
    },
    "wfRequestNav": {
        "__deferred": {
            "uri": "https://<api-server>/odata/v2/
BenefitEnrollmentProcessScreenTemplate(configurationCode='123',effectiveFrom=datetim
e'2022-10-21T00:00:00')/wfRequestNav"
        }
    }
}
]
}
}

```

## 9.4.10.21 BenefitEmployeeOptoutRequests

This entity is used to get the worked ID and Enrollment Optout details of an employee. This entity is used to store the enrollment optout details for an employee.

### Note

This API is read-only. To create or edit data, please use function import.

## Supported Operations

Query

## Properties and Navigation Properties

This section lists only the properties and navigation properties that require special business logic, permission, or other additional information. For more information, refer to the API dictionary in [Admin Center](#) [API Center](#) [OData API Data Dictionary](#) or the API metadata using query: `https://<api-server>/odata/v2/<Entity>/$metadata`.

## Navigation Properties

Navigation Property	Related Entity	Description
Benefits	Benefit	Navigation to the Benefit

## Use Case: Queries opt out details of an employee

### Request

Operation	Query
HTTP Method	GET
URI	https://<api-server>/odata/v2/ BenefitEmployeeOptoutRequests?\$format=json

### Response

```
"d": {
  "results": [
    {
      "__metadata": {
        "uri": "https://<api-server>/odata/v2/  
BenefitEmployeeOptoutRequests",
        "type": "SFOData. BenefitEmployeeOptoutRequests"
      },
      "workerId": "user1",
      "benefitEnrollmentOptoutDetails": "benefitOptoutDetailsList",
      "createdBy": "admin",
      "lastModifiedBy": "admin",
      "createdDateTime": "/Date(1496123038000+0000)/",
      "lastModifiedDateTime": "/Date(1496123038000+0000)/",
      "mdfSystemRecordStatus": "N",
      "mdfSystemRecordStatusNav": {
        "__deferred": {
          "uri": "https://<api-server>/odata/v2/  
BenefitEmployeeOptoutRequests/mdfSystemRecordStatusNav"
        }
      }
    }
  ]
}
```

## Related Information

[SAP Business Accelerator Hub: BenefitEmployeeOptoutRequests](#)

## 9.4.10.22 BenefitEventDetermination

This entity contains System Event and Event Determination Rule Configuration. This entity is used to create Benefit Event Determination object.

### Supported Operations

Query

### Properties and Navigation Properties

This section lists only the properties and navigation properties that require special business logic, permission, or other additional information. For more information, refer to the API dictionary in [Admin Center](#) [API Center](#) [OData API Data Dictionary](#) or the API metadata using query: `https://<api-server>/odata/v2/<Entity>/$metadata`.

### Navigation Properties

Navigation Property	Related Entity	Description
Benefits	Benefit	Navigation to the benefit

### Use Case

#### Request

Operation	Query
HTTP Method	GET
URI	<code>https://&lt;api-server&gt;/odata/v2/BenefitEventDetermination?\$format=json</code>

#### Response

```
"d": {
  "results": [{
    "__metadata": {
      "uri": "https://<api-server>/odata/v2/BenefitEventDetermination",
      "type": "SFOData.BenefitEventDetermination"
    },
    "systemEvent": "TERMINATION",
    "eventDeterminationRuleConfiguration":
    "eventDeterminationRuleConfiguration1",
```

```

      "mdfSystemRecordStatus": "N",
      "mdfSystemRecordStatusNav": {
        "__deferred": {
          "uri": "https://<api-server>/odata/v2/BenefitEventDetermination/
mdfSystemRecordStatusNav"
        }
      }
    }
  ]
}

```

### 9.4.10.23 BenefitEventProcessingLog

This entity contains Processing Log Id, Worker Id, System Event, System Event Id, Comment, Event Rule Name, Benefit Event, Benefit Life Event Configuration, Event Processing Status, Processing Result Detail, Event Published By, Processed Date, Processed Time and Benefit Processing Log Details. This entity is used to log the details of Processed BenefitEvent.

#### Note

This API is read-only. To create or edit data, please use imports function.

## Supported Operations

Query

## Properties and Navigation Properties

This section lists only the properties and navigation properties that require special business logic, permission, or other additional information. For more information, refer to the API dictionary in [Admin Center](#) [API Center](#) [OData API Data Dictionary](#) or the API metadata using query: `https://<api-server>/odata/v2/<Entity>/$metadata`.

### Navigation Properties

Navigation Property	Related Entity	Description
Benefits	Benefit	Navigation to the benefit

## Use Case

## Request

Operation	Query
HTTP Method	GET
URI	https://<api-server>/odata/v2/BenefitEventProcessingLog?\$format=json

## Response

```
"d": {
  "results": [{
    "__metadata": {
      "uri": "https://<api-server>/odata/v2/BenefitEventProcessingLog",
      "type": "SFOData.BenefitEventProcessingLog"
    },
    "processingLogId": "ProcessingLog1",
    "workerId": "admin",
    "systemEvent": "TERMINATION",
    "systemEventId": "Termination1",
    "comment": "Terminated",
    "eventRuleName": "TerminationRule",
    "benefitEvent": "benefitEvent1",
    "benefitLifeEventConfiguration": "benefitLifeEventConfiguration1",
    "eventProcessingStatus": "SUCCESS",
    "processingResultDetail": "Created",
    "eventPublishedBy": "admin",
    "processedDate": "/Date(1521763200000)/",
    "processedTime": "/Date(1496123038000+0000)/",
    "benefitProcessingLogDetails": "benefitProcessingLogDetails1",
    "mdfSystemRecordStatus": "N",
    "mdfSystemRecordStatusNav": {
      "__deferred": {
        "uri": "https://<api-server>/odata/v2/BenefitEventProcessingLog/
mdfSystemRecordStatusNav"
      }
    }
  ]
}
```

## 9.4.10.24 BenefitsIntegrationOneTimeInfo

This entity contains information about one time integration information of a benefit. It is used for obtaining one time integration information of the saving plan.

## Supported Operations

Query

## Properties and Navigation Properties

This section lists only the properties and navigation properties that require special business logic, permission, or other additional information. For more information, refer to the API dictionary in [Admin Center](#) [API Center](#) [OData API Data Dictionary](#) or the API metadata using query: `https://<api-server>/odata/v2/<Entity>/$metadata`.

### Properties

Property	Description
id	This field returns the external code or UUID.
workerId	This field returns the worker id.
benefit	This field returns benefit.
category	This field returns category of saving plan.
payCompDate	This field returns pay component Date.
payComponent	This field returns pay component.
value	This field returns amount.
currency	This field returns currency.
unitOfMeasure	This field returns unit of measure.
benefitEnrollment	This field returns benefit enrollment.
benefitSchedulePeriod	This field returns benefits schedule period.
reference	This field returns reference.

## Use Case: Get the BenefitsIntegrationOneTimeInfo created in the system

This example shows how to get all the BenefitsIntegrationOneTimeInfo created in the system.

### Request

Operation	Query
HTTP Method	GET
URI	<code>https://&lt;api-server&gt;/odata/v2/BenefitsIntegrationOneTimeInfo?\$format=json</code>

### Response

```
{
  "d": {
    "results": [
      {

```

```

    "__metadata": {
      "uri": https://<api-server>/odata/v2/
BenefitsIntegrationOneTimeInfo('BCD014CF4F4144DABDFF01BD6E265ACE'),
      "type": "SFOData.BenefitsIntegrationOneTimeInfo"
    },
    "id": "BCD014CF4F4144DABDFF01BD6E265ACE",
    "lastModifiedDate": "/Date(1629018802000+0000)/",
    "benefitSchedulePeriod": "2021",
    "createdDateTime": "/Date(1627999197000+0000)/",
    "reference": null,
    "externalName": "jribal_HSA_EMPLOYER_CONTRIBUTION_FOR_HSA_09012021",
    "currency": "USD",
    "value": "200",
    "payCompDate": "/Date(1630454400000)/",
    "payComponent": "EMPR_PC",
    "workerId": "jribal",
    "unitOfMeasure": null,
    "lastModifiedBy": "jribal",
    "benefit": "HSA",
    "effectiveStatus": "I",
    "benefitEnrollment": null,
    "recordStatus": "N",
    "createdBy": "jribal",
    "category": "EMPLOYER_CONTRIBUTION_FOR_HSA",
    "createdByNav": {
      "__deferred": {
        "uri": https://<api-server>/odata/v2/
BenefitsIntegrationOneTimeInfo('BCD014CF4F4144DABDFF01BD6E265ACE')/createdByNav
      }
    },
    "lastModifiedByNav": {
      "__deferred": {
        "uri": https://<api-server>/odata/v2/
BenefitsIntegrationOneTimeInfo('BCD014CF4F4144DABDFF01BD6E265ACE')/lastModifiedByNav
      }
    },
    "currencyNav": {
      "__deferred": {
        "uri": https://<api-server>/odata/v2/
BenefitsIntegrationOneTimeInfo('BCD014CF4F4144DABDFF01BD6E265ACE')/currencyNav
      }
    },
    "workerIdNav": {
      "__deferred": {
        "uri": https://<api-server>/odata/v2/
BenefitsIntegrationOneTimeInfo('BCD014CF4F4144DABDFF01BD6E265ACE')/workerIdNav
      }
    },
    "benefitSchedulePeriodNav": {
      "__deferred": {
        "uri": https://<api-
server>/odata/v2/BenefitsIntegrationOneTimeInfo('BCD014CF4F4144DABDFF01BD6E265ACE')/
benefitSchedulePeriodNav
      }
    },
    "categoryNav": {
      "__deferred": {
        "uri": https://<api-server>/odata/v2/
BenefitsIntegrationOneTimeInfo('BCD014CF4F4144DABDFF01BD6E265ACE')/categoryNav
      }
    },
    "payComponentNav": {
      "__deferred": {
        "uri": https://<api-server>/odata/v2/
BenefitsIntegrationOneTimeInfo('BCD014CF4F4144DABDFF01BD6E265ACE')/payComponentNav
      }
    },
    "benefitNav": {

```

```

        "__deferred": {
            "uri": https://<api-server>/odata/v2/
BenefitsIntegrationOneTimeInfo('BCD014CF4F4144DABDFF01BD6E265ACE')/benefitNav
        },
        "effectiveStatusNav": {
            "__deferred": {
                "uri": https://<api-
server>/odata/v2/BenefitsIntegrationOneTimeInfo('BCD014CF4F4144DABDFF01BD6E265ACE')/
effectiveStatusNav
            }
        },
        "wfRequestNav": {
            "__deferred": {
                "uri": https://<api-server>/odata/v2/
BenefitsIntegrationOneTimeInfo('BCD014CF4F4144DABDFF01BD6E265ACE')/wfRequestNav
            }
        },
        "benefitEnrollmentNav": {
            "__deferred": {
                "uri": https://<api-
server>/odata/v2/BenefitsIntegrationOneTimeInfo('BCD014CF4F4144DABDFF01BD6E265ACE')/
benefitEnrollmentNav
            }
        },
        "recordStatusNav": {
            "__deferred": {
                "uri": https://<api-server>/odata/v2/
BenefitsIntegrationOneTimeInfo('BCD014CF4F4144DABDFF01BD6E265ACE')/recordStatusNav
            }
        }
    },
    {
        "__metadata": {
            "uri": https://<api-server>/odata/v2/
BenefitsIntegrationOneTimeInfo('1DE0166F37A940F2A4DE3039CC3FB342'),
            "type": "SFOData.BenefitsIntegrationOneTimeInfo"
        },
        "id": "1DE0166F37A940F2A4DE3039CC3FB342",
        "lastModifiedDateTime": "/Date(1627999237000+0000)/",
        "benefitSchedulePeriod": "2021",
        "createdDateTime": "/Date(1627999237000+0000)/",
        "reference": null,
        "externalName":
"jribal_HSA_ANNUAL_MAX_CONTRIBUTION_FOR_HSA_08042021",
        "currency": "USD",
        "value": "2000",
        "payCompDate": "/Date(1628035200000)/",
        "payComponent": "ANN_MAX_PC",
        "workerId": "jribal",
        "unitOfMeasure": null,
        "lastModifiedBy": "jribal",
        "benefit": "HSA",
        "effectiveStatus": "I",
        "benefitEnrollment": null,
        "recordStatus": "N",
        "createdBy": "jribal",
        "category": "ANNUAL_MAX_CONTRIBUTION_FOR_HSA",
        "createdByNav": {
            "__deferred": {
                "uri": https://<api-server>/odata/v2/
BenefitsIntegrationOneTimeInfo('1DE0166F37A940F2A4DE3039CC3FB342')/createdByNav
            }
        },
        "lastModifiedByNav": {
            "__deferred": {
                "uri": https://<api-server>/odata/v2/
BenefitsIntegrationOneTimeInfo('1DE0166F37A940F2A4DE3039CC3FB342')/lastModifiedByNav
            }
        }
    }
}

```



```

    },
    "currencyNav": {
      "__deferred": {
        "uri": https://<api-server>/odata/v2/
BenefitsIntegrationOneTimeInfo('1DE0166F37A940F2A4DE3039CC3FB342')/currencyNav
      }
    },
    "workerIdNav": {
      "__deferred": {
        "uri": https://<api-server>/odata/v2/
BenefitsIntegrationOneTimeInfo('1DE0166F37A940F2A4DE3039CC3FB342')/workerIdNav
      }
    },
    "benefitSchedulePeriodNav": {
      "__deferred": {
        "uri": https://<api-
server>/odata/v2/BenefitsIntegrationOneTimeInfo('1DE0166F37A940F2A4DE3039CC3FB342')/
benefitSchedulePeriodNav
      }
    },
    "categoryNav": {
      "__deferred": {
        "uri": https://<api-server>/odata/v2/
BenefitsIntegrationOneTimeInfo('1DE0166F37A940F2A4DE3039CC3FB342')/categoryNav
      }
    },
    "payComponentNav": {
      "__deferred": {
        "uri": https://<api-server>/odata/v2/
BenefitsIntegrationOneTimeInfo('1DE0166F37A940F2A4DE3039CC3FB342')/payComponentNav
      }
    },
    "benefitNav": {
      "__deferred": {
        "uri": https://<api-server>/odata/v2/
BenefitsIntegrationOneTimeInfo('1DE0166F37A940F2A4DE3039CC3FB342')/benefitNav
      }
    },
    "effectiveStatusNav": {
      "__deferred": {
        "uri": https://<api-
server>/odata/v2/BenefitsIntegrationOneTimeInfo('1DE0166F37A940F2A4DE3039CC3FB342')/
effectiveStatusNav
      }
    },
    "wfRequestNav": {
      "__deferred": {
        "uri": https://<api-server>/odata/v2/
BenefitsIntegrationOneTimeInfo('1DE0166F37A940F2A4DE3039CC3FB342')/wfRequestNav
      }
    },
    "benefitEnrollmentNav": {
      "__deferred": {
        "uri": https://<api-
server>/odata/v2/BenefitsIntegrationOneTimeInfo('1DE0166F37A940F2A4DE3039CC3FB342')/
benefitEnrollmentNav
      }
    },
    "recordStatusNav": {
      "__deferred": {
        "uri": https://<api-server>/odata/v2/
BenefitsIntegrationOneTimeInfo('1DE0166F37A940F2A4DE3039CC3FB342')/recordStatusNav
      }
    }
  },
  {
    "__metadata": {

```

```

        "uri": https://<api-server>/odata/v2/
BenefitsIntegrationOneTimeInfo('34FE1496333443F0BFC20782C6964B3F'),
        "type": "SFOData.BenefitsIntegrationOneTimeInfo"
    },
    "id": "34FE1496333443F0BFC20782C6964B3F",
    "lastModifiedDateTime": "/Date(1648196114000+0000)/",
    "benefitSchedulePeriod": "2022",
    "createdDateTime": "/Date(1648196114000+0000)/",
    "reference": null,
    "externalName":
"cgrant1_FSA_DEP_TEST_ANNUAL_MAX_CONTRIBUTION_FOR_FSA_04012022",
    "currency": "USD",
    "value": "100",
    "payCompDate": "/Date(1648771200000)/",
    "payComponent": "ANN_MAX_PC",
    "workerId": "cgrant1",
    "unitOfMeasure": null,
    "lastModifiedBy": "admin",
    "benefit": "FSA_DEP_TEST",
    "effectiveStatus": "A",
    "benefitEnrollment": null,
    "recordStatus": "N",
    "createdBy": "admin",
    "category": "ANNUAL_MAX_CONTRIBUTION_FOR_FSA",
    "createdByNav": {
        "__deferred": {
            "uri": https://<api-server>/odata/v2/
BenefitsIntegrationOneTimeInfo('34FE1496333443F0BFC20782C6964B3F')/createdByNav
        }
    },
    "lastModifiedByNav": {
        "__deferred": {
            "uri": https://<api-server>/odata/v2/
BenefitsIntegrationOneTimeInfo('34FE1496333443F0BFC20782C6964B3F')/lastModifiedByNav
        }
    },
    "currencyNav": {
        "__deferred": {
            "uri": https://<api-server>/odata/v2/
BenefitsIntegrationOneTimeInfo('34FE1496333443F0BFC20782C6964B3F')/currencyNav
        }
    },
    "workerIdNav": {
        "__deferred": {
            "uri": https://<api-server>/odata/v2/
BenefitsIntegrationOneTimeInfo('34FE1496333443F0BFC20782C6964B3F')/workerIdNav
        }
    },
    "benefitSchedulePeriodNav": {
        "__deferred": {
            "uri": https://<api-
server>/odata/v2/BenefitsIntegrationOneTimeInfo('34FE1496333443F0BFC20782C6964B3F')/
benefitSchedulePeriodNav
        }
    },
    "categoryNav": {
        "__deferred": {
            "uri": https://<api-server>/odata/v2/
BenefitsIntegrationOneTimeInfo('34FE1496333443F0BFC20782C6964B3F')/categoryNav
        }
    },
    "payComponentNav": {
        "__deferred": {
            "uri": https://<api-server>/odata/v2/
BenefitsIntegrationOneTimeInfo('34FE1496333443F0BFC20782C6964B3F')/payComponentNav
        }
    },
    "benefitNav": {

```

```

        "__deferred": {
            "uri": https://<api-server>/odata/v2/
BenefitsIntegrationOneTimeInfo('34FE1496333443F0BFC20782C6964B3F')/benefitNav
        },
        "effectiveStatusNav": {
            "__deferred": {
                "uri": https://<api-
server>/odata/v2/BenefitsIntegrationOneTimeInfo('34FE1496333443F0BFC20782C6964B3F')/
effectiveStatusNav
            }
        },
        "wfRequestNav": {
            "__deferred": {
                "uri": https://<api-server>/odata/v2/
BenefitsIntegrationOneTimeInfo('34FE1496333443F0BFC20782C6964B3F')/wfRequestNav
            }
        },
        "benefitEnrollmentNav": {
            "__deferred": {
                "uri": https://<api-
server>/odata/v2/BenefitsIntegrationOneTimeInfo('34FE1496333443F0BFC20782C6964B3F')/
benefitEnrollmentNav
            }
        },
        "recordStatusNav": {
            "__deferred": {
                "uri": https://<api-server>/odata/v2/
BenefitsIntegrationOneTimeInfo('34FE1496333443F0BFC20782C6964B3F')/recordStatusNav
            }
        }
    }
}
]
}
}

```

## 9.4.10.25 BenefitOpenEnrollmentCycleConfiguration

This entity contains the details of the Open Enrollment cycle – the benefits that are part of it, the legal entity it is valid, the schedule it is applicable for. This is used to configure the Open Enrollment Cycle, based on which the employee would be able to enroll into the related benefits.

### Note

This API is read-only. To create or edit data, please use imports function.

## Supported Operations

Query

## Use Case

### Request

Operation	Query
HTTP Method	GET
URI	<code>https://&lt;api-server&gt;/odata/v2/ BenefitOpenEnrollmentCycleConfiguration? \$format=json&amp;\$top=1</code>

### Response

```
{
  "d": {
    "results": [
      {
        "__metadata": {
          "uri": "https:<api-server>/odata/v2/  
BenefitOpenEnrollmentCycleConfiguration",
          "type": "SFOData.BenefitOpenEnrollmentCycleConfiguration"
        },
        "openEnrollmentSchedule": "Schedule 1",
        "legalEntity": "ACE_USA",
        "instructionTextURL": "https://www.example.com",
        "tncURL": "https://www.example.com",
        "createdBy": "admin",
        "lastModifiedBy": "admin",
        "createdDateTime": "/Date(1496123038000+0000)/",
        "lastModifiedDateTime": "/Date(1496123038000+0000)/",
        "mdfSystemRecordStatus": "N",
        "wfRequestNav": {
          "__deferred": {
            "uri": "https://<api-server>/odata/v2/  
BenefitOpenEnrollmentCycleConfiguration/wfRequestNav"
          }
        },
        "benefits": {
          "__deferred": {
            "uri": "https://<api-server>/odata/v2/BenefitEnrollmentGroup/benefits"
          }
        }
      },
      {
        "mdfSystemRecordStatusNav": {
          "__deferred": {
            "uri": "https://<api-server>/odata/v2/  
BenefitOpenEnrollmentCycleConfiguration(/mdfSystemRecordStatusNav"
          }
        }
      }
    ]
  }
}
```

## Related Information

[SAP Business Accelerator Hub: BenefitOpenEnrollmentCycleConfiguration](#)

### 9.4.10.26 BenefitsException

This entity contains information about all the exceptions that occur if the enrollment amount does not match the eligibility criteria or if the enrollment period has expired.

#### Note

This API is read-only. To create or edit data, please use imports function.

## Supported Operations

Query

## Properties and Navigation Properties

This section lists only the properties and navigation properties that require special business logic, permission, or other additional information. For more information, refer to the API dictionary in [Admin Center](#) [API Center](#) [OData API Data Dictionary](#) or the API metadata using query: `https://<api-server>/odata/v2/<Entity>/$metadata`.

### Properties

Property	Description
<code>exceptionStartDate</code>	The start date for benefits exception.
<code>exceptionEndDate</code>	The end date for benefits exception.

### Navigation Properties

Navigation Property	Related Entity	Description
<code>BenefitException</code>	<code>BenefitExceptionDetails</code>	This contains the information related to different benefits and the schedule periods for which exception is granted.

Navigation Property	Related Entity	Description
BenefitException	BenefitProgramExceptionDetails	This contains the information related to different benefit programs and the schedule periods for which exception is granted.

## Use Case: Get Details of Benefit exceptions that occur when the enrollment period has expired

### Request

Operation	Query
HTTP Method	GET
URI	https://<api-server>/odata/v2/BenefitsException

### Response

```
{
  "d": {
    "results": [
      {
        "__metadata": {
          "uri": "https://<api-server>/odata/v2/BenefitsException(28322L)",
          "type": "SFOData.BenefitsException"
        },
        "exceptionId": "28322",
        "lastModifiedDate": "/Date(1630604770000+0000)/",
        "exceptionStartDate": "/Date(1630540800000)/",
        "lifeEventConfiguration": null,
        "createdDateTime": "/Date(1630604770000+0000)/",
        "isAutomation": null,
        "exceptionCreationDate": "/Date(1630540800000)/",
        "legalEntity": "1700",
        "newExceptionWindow": true,
        "exceptionName": "103073_ENROLLMENT",
        "workerId": "103073",
        "lastModifiedBy": "ecadmin",
        "mdfSystemRecordStatus": "N",
        "createdBy": "ecadmin",
        "exceptionFor": "ENROLLMENT",
        "exceptionEndDate": "/Date(1631404800000)/",
        "eventDate": "/Date(1630540800000)/",
        "createdByNav": {
          "__deferred": {
            "uri": "https://<api-server>/odata/v2/BenefitsException(28322L)/createdByNav"
          }
        },
        "exceptionForNav": {
          "__deferred": {
            "uri": "https://<api-server>/odata/v2/BenefitsException(28322L)/exceptionForNav"
          }
        }
      }
    ]
  }
}
```

```

    },
    "benefitProgramExceptionDetails": {
      "__deferred": {
        "uri": "https://<api-server>/odata/v2/
BenefitsException(28322L)/benefitProgramExceptionDetails"
      }
    },
    "lastModifiedByNav": {
      "__deferred": {
        "uri": "https://<api-server>/odata/v2/
BenefitsException(28322L)/lastModifiedByNav"
      }
    },
    "mdfSystemRecordStatusNav": {
      "__deferred": {
        "uri": "https://<api-server>/odata/v2/
BenefitsException(28322L)/mdfSystemRecordStatusNav"
      }
    },
    "workerIdNav": {
      "__deferred": {
        "uri": "https://<api-server>/odata/v2/
BenefitsException(28322L)/workerIdNav"
      }
    },
    "legalEntityNav": {
      "__deferred": {
        "uri": "https://<api-server>/odata/v2/
BenefitsException(28322L)/legalEntityNav"
      }
    },
    "lifeEventConfigurationNav": {
      "__deferred": {
        "uri": "https://<api-server>/odata/v2/
BenefitsException(28322L)/lifeEventConfigurationNav"
      }
    },
    "benefitExceptionDetails": {
      "__deferred": {
        "uri": "https://<api-server>/odata/v2/
BenefitsException(28322L)/benefitExceptionDetails"
      }
    },
    "wfRequestNav": {
      "__deferred": {
        "uri": "https://<api-server>/odata/v2/
BenefitsException(28322L)/wfRequestNav"
      }
    }
  },
]
}

```

## Related Information

[SAP Business Accelerator Hub: BenefitsException](#)

## 9.4.10.27 BenefitHyperlinkConfiguration

This object is used to capture the URL and label for the URL to display with each benefit. The hyperlinks configured in each benefit will be displayed with benefit on the employee screen.

### Note

This API is read-only. To create or edit data, please use imports function.

## Supported Operations

Query

## Use Case

### Request

Operation	Query
HTTP Method	GET
URI	<code>https://&lt;api-server&gt;/odata/v2/BenefitHyperlinkConfiguration/\$format=json</code>

### Response

```
{
  "d": {
    "results": [
      {
        "__metadata": {
          "uri": "https://<api-server>/odata/v2/BenefitHyperlinkConfiguration",
          "type": "SFOData.BenefitHyperlinkConfiguration"
        },
        "url": "https://www.website.com",
        "label": "Website",
        "createdBy": "admin",
        "lastModifiedBy": "admin",
        "createdDateTime": "/Date(1496123038000+0000)/",
        "lastModifiedDateTime": "/Date(1496123038000+0000)/",
        "mdfSystemRecordStatus": "N",
        "mdfSystemRecordStatusNav": {
          "__deferred": {
            "uri": "https://<api-server>/odata/v2/BenefitHyperlinkConfiguration(/
mdfSystemRecordStatusNav"
          }
        }
      }
    ]
  }
}
```



## Related Information

[SAP Business Accelerator Hub: BenefitHyperlinkConfiguration](#)

### 9.4.10.28 BenefitInsurancePlan

This entity fetches the employee insurance plan details such as plan name, insurance provider, pay component, coverage option and so on. This entity is available under Create Benefit portlet.

#### Supported Operations

Query

#### Properties and Navigation Properties

This section lists only the properties and navigation properties that require special business logic, permission, or other additional information. For more information, refer to the API dictionary in [Admin Center](#) [API Center](#) [OData API Data Dictionary](#) or the API metadata using query: `https://<api-server>/odata/v2/<Entity>/$metadata`.

#### Properties

Property	Description
<code>effectiveStartDate</code>	Effective Start Date
<code>id</code>	Plan ID
<code>frequency</code>	Frequency
<code>planName_en_US</code>	Plan Name (en_US locale)
<code>premiumType</code>	Premium Type

## Use Case

### Request

Operation	Query
HTTP Method	GET
URI	https://<api-server>/odata/v2/ BenefitInsurancePlan?\$format=json&\$top=1

### Response

```
{
  "d": {
    "results": [
      {
        "__metadata": {
          "uri": "https://<api-server>/odata/v2/  
BenefitInsurancePlan(effectiveStartDate=datetime'2015-03-05T00:00:00',id=2664L)",
          "type": "SFOData.BenefitInsurancePlan"
        },
        "id": "2664",
        "effectiveStartDate": "/Date(1425513600000)/",
        "planName_pt_BR": null,
        "mdfSystemLastModifiedDate": "/Date(1425527952000)/",
        "mdfSystemEffectiveEndDate": "/Date(253402214400000)/",
        "mdfSystemObjectType": "BenefitInsurancePlan",
        "planName_es_ES": null,
        "mdfSystemVersionId": null,
        "planName_ru_RU": null,
        "mdfSystemLastModifiedDateWithTZ": "/Date(1425545952000+0000)/",
        "lastModifiedDateTime": "/Date(1425545952000+0000)/",
        "frequency": null,
        "planName_en_US": "Medical Plan A",
        "mdfSystemTransactionSequence": "1",
        "mdfSystemRecordId": "1A93F027A29145E9AAFCE32C7C451741",
        "planName_defaultValue": "Medical Plan A",
        "mdfSystemEntityId": "B5DCF12B37A1422DA825FBCBD51D0578",
        "planName_fr_CA": null,
        "mdfSystemStatus": "A",
        "planName_ko_KR": null,
        "mdfSystemLastModifiedBy": "admin",
        "mdfSystemCreatedBy": "admin",
        "mdfSystemRecordStatus": "N",
        "planName_it_IT": null,
        "eligibilityRuleForCoverage": null,
        "provider": "2661",
        "employeeContribution": "HEALTH",
        "planName_en_GB": null,
        "planName_fr_FR": null,
        "mdfSystemCreatedDate": "/Date(1425525792000)/",
        "planName_ja_JP": null,
        "planName_zh_CN": null,
        "employerContribution": "HEALTH",
        "createdBy": "admin",
        "planName_de_DE": null,
        "lastModifiedBy": "admin",
        "createdDateTime": "/Date(1425543792000+0000)/",
        "premiumType": "FIXEDPREMIUMAMOUNT",
        "planName_nl_NL": null,
        "planName_es_MX": null,
        "frequencyNav": {
          "__deferred": {
```



## 9.4.10.29 BenefitInsurancePlanEnrollmentDetails

This entity fetches the employee insurance plan enrollment details.

### Note

This API is read-only. To create or edit data, please use imports function.

## Supported Operations

Query

## Properties and Navigation Properties

This section lists only the properties and navigation properties that require special business logic, permission, or other additional information. For more information, refer to the API dictionary in [Admin Center](#) [API Center](#) [OData API Data Dictionary](#) or the API metadata using query: `https://<api-server>/odata/v2/<Entity>/$metadata`.

### Properties

Property	Description
BenefitEnrollment_effectiveStartDate	Benefit Enrollment Effective From
BenefitEnrollment_id	Benefit Enrollment ID
externalCode	externalCode
smoking	Smoking

## Use Case

### Request

Operation	Query
HTTP Method	GET
URI	<code>https://&lt;api-server&gt;/odata/v2/ BenefitInsurancePlanEnrollmentDetails? \$format=json&amp;\$top=1</code>

## Response

```
{
  "d": {
    "results": [
      {
        "__metadata": {
          "uri": "https://<api-server>/odata/v2/
BenefitInsurancePlanEnrollmentDetails(BenefitEnrollment_effectiveStartDate=datetime'
2015-05-26T00:00:00',BenefitEnrollment_id=4413L,externalCode=4414L)",
          "type": "SFOData.BenefitInsurancePlanEnrollmentDetails"
        },
        "BenefitEnrollment_id": "4413",
        "BenefitEnrollment_effectiveStartDate": "/Date(1432598400000)/",
        "externalCode": "4414",
        "enrolleeOptions": "4346",
        "mdfSystemLastModifiedDate": "/Date(1432611313000)/",
        "mdfSystemEffectiveEndDate": "/Date(253402214400000)/",
        "mdfSystemObjectType": "BenefitInsurancePlanEnrollmentDetails",
        "mdfSystemVersionId": null,
        "mdfSystemLastModifiedDateWithTZ": "/Date(1432625713000+0000)/",
        "lastModifiedDateTime": "/Date(1432625713000+0000)/",
        "mdfSystemTransactionSequence": "1",
        "benefitSalaryAmount": null,
        "mdfSystemRecordId": "54E4E9506A884B61B630CDE5CD479F03",
        "smoking": null,
        "mdfSystemEntityId": "CE79BDBC8C9A4CB5B669C3E38B657C80",
        "mdfSystemStatus": "A",
        "roundedCoverageAmount": null,
        "mdfSystemLastModifiedBy": "pchopral",
        "mdfSystemCreatedBy": "pchopral",
        "mdfSystemRecordStatus": "N",
        "provider": "4345",
        "employeeContribution": "10",
        "mdfSystemCreatedDate": "/Date(1432611313000)/",
        "employerContribution": "90",
        "plan": "4348",
        "createdBy": "pchopral",
        "coverage": "4347",
        "lastModifiedBy": "pchopral",
        "createdDateTime": "/Date(1432625713000+0000)/",
        "mdfSystemEffectiveStartDate": "/Date(-2208988800000)/",
        "planNav": {
          "__deferred": {
            "uri": "https://<api-server>/odata/v2/
BenefitInsurancePlanEnrollmentDetails(BenefitEnrollment_effectiveStartDate=datetime'
2015-05-26T00:00:00',BenefitEnrollment_id=4413L,externalCode=4414L)/planNav"
          }
        },
        "enrolleeOptionsNav": {
          "__deferred": {
            "uri": "https://<api-server>/odata/v2/
BenefitInsurancePlanEnrollmentDetails(BenefitEnrollment_effectiveStartDate=datetime'
2015-05-26T00:00:00',BenefitEnrollment_id=4413L,externalCode=4414L)/
enrolleeOptionsNav"
          }
        },
        "coverageNav": {
          "__deferred": {
            "uri": "https://<api-server>/odata/v2/
BenefitInsurancePlanEnrollmentDetails(BenefitEnrollment_effectiveStartDate=datetime'
2015-05-26T00:00:00',BenefitEnrollment_id=4413L,externalCode=4414L)/coverageNav"
          }
        },
        "smokingNav": {
          "__deferred": {
```



## Supported Operations

Query

## Use Case

### Request

Operation	Query
HTTP Method	GET
URI	<code>https://&lt;api-server&gt;/odata/v2/ BenefitInsurancePlan(effectiveStartDate=da tetime'2017-01-02T00:00:00',id=694L)/ insurancePlanUSA?\$format=json</code>

### Response

```
{
  "d": {
    "results": [
      {
        "__metadata": {
          "uri": "https://<api-server>/odata/v2/  
BenefitInsurancePlanUSA(BenefitInsurancePlan_effectiveStartDate=datetime'2017-01-02T  
00:00:00',BenefitInsurancePlan_id=694L,externalCode=695L)",
          "type": "SFOData.BenefitInsurancePlanUSA"
        },
        "BenefitInsurancePlan_effectiveStartDate": "\/Date(1483315200000)\/",
        "externalCode": "695",
        "BenefitInsurancePlan_id": "694",
        "enrolleeOptions": "692",
        "createdBy": "admin",
        "lastModifiedBy": "admin",
        "createdDateTime": "\/Date(1490175536000+0000)\/",
        "lastModifiedDateTime": "\/Date(1490175713000+0000)\/",
        "mdfSystemRecordStatus": "N",
        "cobraRelevant": {
          "__deferred": {
            "uri": "https://<api-server>/odata/v2/  
BenefitInsurancePlanUSA(BenefitInsurancePlan_effectiveStartDate=datetime'2017-01-02T  
00:00:00',BenefitInsurancePlan_id=694L,externalCode=695L)/cobraRelevant "
          }
        },
        "mdfSystemRecordStatusNav": {
          "__deferred": {
            "uri": "https://<api-server>/odata/v2/  
BenefitInsurancePlanUSA(BenefitInsurancePlan_effectiveStartDate=datetime'2017-01-02T  
00:00:00',BenefitInsurancePlan_id=694L,externalCode=695L)/mdfSystemRecordStatusNav"
          }
        }
      }
    ]
  }
}
```

## Additional Information

- To be able to query this entity, BenefitInsurancePlan entity as of 1705 API version and above is available; this version contains the prerequisite country field and the nav insurancePlanUSA.
- BenefitInsurancePlanUSA is a composite entity and queried via BenefitInsurancePlan.
- Entity is visible on the UI when USA is the country selected.
- BenefitInsurancePlanUSA has a Boolean field *cobraRelevant* to designate an insurance plan as COBRA-relevant

## Related Information

[SAP Business Accelerator Hub: BenefitInsurancePlanUSA](#) 

### 9.4.10.31 BenefitInsurancePlanUK

This entity stores the configuration settings for insurance plans. This entity is specific to the UK.

#### Note

This API is read-only. To create or edit data, please use imports function.

## Supported Operations

Query

## Properties and Navigation Properties

This section lists only the properties and navigation properties that require special business logic, permission, or other additional information. For more information, refer to the API dictionary in [Admin Center](#) [API Center](#) [OData API Data Dictionary](#) or the API metadata using query: `https://<api-server>/odata/v2/<Entity>/$metadata`.



## Properties

Property	Description
privateContributionAllowed	This field represents Employee Private Contributions to be Allowed or not.
pvtContributionPayComp	This field represents Employee Private Contribution Pay Component.

## Use Case: Get the BenefitInsurancePlan UK Entries

This example shows how to get all the BenefitInsurancePlanUK entries.

### Request

Operation	Query
HTTP Method	GET
URI	https://<hostname>/odata/v2/BenefitInsurancePlanUK?\$format=json

### Response

```
{
  "d": {
    "results": [
      {
        "__metadata": {
          "uri": "https://<api-server>/odata/v2/BenefitInsurancePlanUK(BenefitInsurancePlan_effectiveStartDate=datetime'2021-12-10T00:00:00',BenefitInsurancePlan_id='PLAN1',externalCode=12549L)",
          "type": "SFOData.BenefitInsurancePlanUK"
        },
        "externalCode": "12549",
        "BenefitInsurancePlan_id": "PLAN1",
        "BenefitInsurancePlan_effectiveStartDate": "/Date(1639094400000)/",
        "privateContributionAllowed": "ALLOWED",
        "lastModifiedDate": "/Date(1639137802000+0000)/",
        "pvtContributionPayComp": "DiwaliAdvRec",
        "lastModifiedBy": "admin",
        "createdDateTime": "/Date(1639137802000+0000)/",
        "mdfSystemRecordStatus": "N",
        "createdBy": "admin",
        "privateContributionAllowedNav": {
          "__deferred": {
            "uri": "https://<api-server>/odata/v2/BenefitInsurancePlanUK(BenefitInsurancePlan_effectiveStartDate=datetime'2021-12-10T00:00:00',BenefitInsurancePlan_id='PLAN1',externalCode=12549L)/privateContributionAllowedNav"
          }
        },
        "createdByNav": {
          "__deferred": {
            "uri": "https://<api-server>/odata/v2/BenefitInsurancePlanUK(BenefitInsurancePlan_effectiveStartDate=datetime'2021-12-10T00:00:00',BenefitInsurancePlan_id='PLAN1',externalCode=12549L)/createdByNav"
          }
        }
      }
    ]
  }
}
```



## Properties

Property	Description
BenefitEnrollment_effectiveStartDate	Benefit Enrollment Effective From
BenefitEnrollment_id	Benefit Enrollment ID
BenefitInsurancePlanEnrollmentDetails_externalCode	Insurance Plan Enrollment Details externalCode
dependentName	Dependent Name

## Use Case:

### Request

Operation	Query
HTTP Method	GET
URI	https://<api-server>/odata/v2/ BenefitInsuranceDependentDetail? \$format=json&\$top=1

### Response

```
{
  "d": {
    "results": [
      {
        "__metadata": {
          "uri": "https://<api-server>/odata/v2/  
BenefitInsuranceDependentDetail(BenefitEnrollment_effectiveStartDate=datetime'2016-0  
1-01T00:00:00',BenefitEnrollment_id=4441L,BenefitInsurancePlanEnrollmentDetails_exte  
rnalCode=4442L,dependentName='4240')",
          "type": "SFOData.BenefitInsuranceDependentDetail"
        },
        "dependentName": "4240",
        "BenefitInsurancePlanEnrollmentDetails_externalCode": "4442",
        "BenefitEnrollment_id": "4441",
        "BenefitEnrollment_effectiveStartDate": "/Date(1451606400000)/",
        "dateOfBirth": null,
        "mdfSystemLastModifiedDate": "/Date(1447579447000)/",
        "mdfSystemObjectType": "BenefitInsuranceDependentDetail",
        "mdfSystemEffectiveEndDate": "/Date(253402214400000)/",
        "mdfSystemVersionId": null,
        "mdfSystemLastModifiedDateWithTZ": "/Date(1447597447000+0000)/",
        "lastModifiedDateTime": "/Date(1447597447000+0000)/",
        "mdfSystemCreatedDate": "/Date(1447579447000)/",
        "mdfSystemTransactionSequence": "1",
        "relationshipType": "2",
        "mdfSystemRecordId": "0D5116710D4B4CFA8A19B8E714CE1EAA",
        "createdBy": "v4admin",
        "mdfSystemEntityId": "68C3D2FA452544D39BECF9786C95F740",
        "createdDateTime": "/Date(1447597447000+0000)/",
        "lastModifiedBy": "v4admin",
      }
    ]
  }
}
```



## Properties and Navigation Properties

This section lists only the properties and navigation properties that require special business logic, permission, or other additional information. For more information, refer to the API dictionary in [Admin Center](#) [API Center](#) [OData API Data Dictionary](#) or the API metadata using query: `https://<api-server>/odata/v2/<Entity>/$metadata`.

### Properties

Property	Description
coverageid	Coverage ID
amount	Amount
coverageName_en_US	Coverage Name (en_US locale)
coverageType	Coverage Type
factor	Factor
percentage	Percentage

## Use Case: Query the Benefit Insurance Coverage of an Employee

### Request

Operation	Query
HTTP Method	GET
URI	<code>https://&lt;api-server&gt;/odata/v2/BenefitInsuranceCoverage(2663L)?\$format=json&amp;\$top=1</code>

### Response

```
{
  "d": {
    "results": [
      {
        "__metadata": {
          "uri": "https://<api-server>/odata/v2/BenefitInsuranceCoverage(2663L)",
          "type": "SFOData.BenefitInsuranceCoverage"
        },
        "coverageId": "2663",
        "mdfSystemLastModifiedDate": "/Date(1443075312000)/",
        "mdfSystemObjectType": "BenefitInsuranceCoverage",
        "mdfSystemLastModifiedDateWithTZ": "/Date(1443089712000+0000)/",
        "lastModifiedDateTime": "/Date(1443089712000+0000)/",
        "coverageLevel": "Wordlwide Cover incl. Winter",
      }
    ]
  }
}
```

```

"amount": "15000",
"coverageName_nl_NL": null,
"mdfSystemRecordId": "B239102F458F42BCAB96F2C0D3D6234B",
"mdfSystemEntityId": "1BEB3323C16E4D7E91D8EEA976E27913",
"mdfSystemStatus": "A",
"coverageName_defaultValue": "Annual",
"coverageName_ja_JP": null,
"mdfSystemLastModifiedBy": "admin",
"coverageName_es_ES": null,
"mdfSystemRecordStatus": "N",
"coverageName_fr_FR": null,
"benefitSalaryCalculationRule": null,
"minimumCoverageAmount": null,
"coverageName_en_GB": null,
"coverageName_ko_KR": null,
"mdfSystemCreatedDate": "/Date(1425525775000)/",
"createdBy": "admin",
"maximumCoverageAmount": null,
"createdDateTime": "/Date(1425543775000+0000)/",
"lastModifiedBy": "admin",
"mdfSystemEffectiveStartDate": "/Date(-2208988800000)/",
"basePayComponentGroup": null,
"mdfSystemEffectiveEndDate": "/Date(253402214400000)/",
"mdfSystemVersionId": null,
"coverageName_it_IT": null,
"coverageName_zh_CN": null,
"coverageName_en_US": "Health Advanced",
"mdfSystemTransactionSequence": "1",
"coverageName_de_DE": null,
"coverageName_pt_BR": null,
"benefitSalaryAmount": null,
"paycomponent": null,
"coverageName_fr_CA": null,
"coverageRoundingRule": null,
"roundedCoverageAmount": null,
"mdfSystemCreatedBy": "admin",
"coverageName_es_MX": null,
"coverageName_ru_RU": null,
"percentage": null,
"factor": null,
"coverageType": "AMOUNT",
"paycomponentNav": {
  "__deferred": {
    "uri": "https://<api-server>/odata/v2/
BenefitInsuranceCoverage(2663L)/paycomponentNav"
  }
},
"mdfSystemStatusNav": {
  "__deferred": {
    "uri": "https://<api-server>/odata/v2/
BenefitInsuranceCoverage(2663L)/mdfSystemStatusNav"
  }
},
"basePayComponentGroupNav": {
  "__deferred": {
    "uri": "https://<api-server>/odata/v2/
BenefitInsuranceCoverage(2663L)/basePayComponentGroupNav"
  }
},
"coverageTypeNav": {
  "__deferred": {
    "uri": "https://<api-server>/odata/v2/
BenefitInsuranceCoverage(2663L)/coverageTypeNav"
  }
},
"coverageLevelNav": {
  "__deferred": {

```

```

        "uri": "https://<api-server>/odata/v2/
BenefitInsuranceCoverage(2663L)/coverageLevelNav"
    },
    "mdfSystemRecordStatusNav": {
        "__deferred": {
            "uri": "https://<api-server>/odata/v2/
BenefitInsuranceCoverage(2663L)/mdfSystemRecordStatusNav"
        },
        "toCoverageDetails": {
            "__deferred": {
                "uri": "https://<api-server>/odata/v2/
BenefitInsuranceCoverage(2663L)/toCoverageDetails"
            }
        }
    }
}
]
}
}

```

## Related Information

[SAP Business Accelerator Hub: BenefitInsuranceCoverage](#)

### 9.4.10.34 BenefitInsuranceProvider

This entity fetches the e insurance provider details. This entity is available under Insurance Plan portlet

#### Note

This API is read-only. To create or edit data, please use imports function.

## Supported Operations

Query

## Properties and Navigation Properties

This section lists only the properties and navigation properties that require special business logic, permission, or other additional information. For more information, refer to the API dictionary in [Admin Center](#) [API Center](#) [OData API Data Dictionary](#) or the API metadata using query: `https://<api-server>/odata/v2/<Entity>/$metadata`.

## Properties

Property	Description
providerId	Provider ID
providerName	Provider Name

## Use Case

### Request

Operation	Query
HTTP Method	GET
URI	https://<api-server>/odata/v2/ BenefitInsuranceProvider? \$format=json&\$top=1

### Response

```
{
  "d": {
    "results": [
      {
        "__metadata": {
          "uri": "https://<api-server>/odata/v2/  
BenefitInsuranceProvider(2661L)",
          "type": "SFOData.BenefitInsuranceProvider"
        },
        "providerId": "2661",
        "mdfSystemLastModifiedDate": "/Date(1425525515000)/",
        "contactPhone": "+4487989000982",
        "mdfSystemObjectType": "BenefitInsuranceProvider",
        "mdfSystemEffectiveEndDate": "/Date(253402214400000)/",
        "mdfSystemVersionId": null,
        "contactEmail": "help@aig.com",
        "mdfSystemLastModifiedDateWithTZ": "/Date(1425543515000+0000)/",
        "lastModifiedDateTime": "/Date(1425543515000+0000)/",
        "mdfSystemCreatedDate": "/Date(1425525504000)/",
        "mdfSystemTransactionSequence": "1",
        "mdfSystemRecordId": "43201A09918840F1B87D878FF128F94A",
        "createdBy": "admin",
        "providerName": "AIG",
        "mdfSystemEntityId": "777611AD2B674B528C32082B9705AAA0",
        "createdDateTime": "/Date(1425543504000+0000)/",
        "lastModifiedBy": "admin",
        "mdfSystemStatus": "A",
        "mdfSystemEffectiveStartDate": "/Date(-2208988800000)/",
        "mdfSystemLastModifiedBy": "admin",
        "contactPerson": "Jaison",
        "mdfSystemRecordStatus": "N",
        "mdfSystemCreatedBy": "admin",
        "usefulLinks": {
          "__deferred": {
            "uri": "https://<api-server>/odata/v2/  
BenefitInsuranceProvider(2661L)/usefulLinks"
          }
        }
      }
    ]
  }
}
```





➤ [OData API Data Dictionary](#) or the API metadata using query: `https://<api-server>/odata/v2/<Entity>/$metadata`.

## Properties

Property	Description
id	Enrollee Options ID
enrolleeOptionsName	Enrollee Options Name

## Use Case:

### Request

Operation	Query
HTTP Method	GET
URI	<code>https://&lt;api-server&gt;/odata/v2/BenefitInsuranceEnrolleeOptions?\$format=json&amp;\$top=1</code>

### Response

```
{
  "d": {
    "results": [
      {
        "__metadata": {
          "uri": "https://<api-server>/odata/v2/BenefitInsuranceEnrolleeOptions(2662L)",
          "type": "SFOData.BenefitInsuranceEnrolleeOptions"
        },
        "id": "2662",
        "mdfSystemLastModifiedDate": "\\Date(1425525745000)\\",
        "mdfSystemObjectType": "BenefitInsuranceEnrolleeOptions",
        "mdfSystemEffectiveEndDate": "\\Date(25340221440000)\\",
        "mdfSystemVersionId": null,
        "enrolleeOptionsName": "Self+Family",
        "mdfSystemLastModifiedDateWithTZ": "\\Date(1425543745000+0000)\\",
        "lastModifiedDateTime": "\\Date(1425543745000+0000)\\",
        "mdfSystemCreatedDate": "\\Date(1425525745000)\\",
        "mdfSystemTransactionSequence": "1",
        "dependentOption": "Self+Family",
        "mdfSystemRecordId": "982370C227EC4F30857B4E75EE06E4C1",
        "createdBy": "admin",
        "mdfSystemEntityId": "C13F8D8D493D4207B714C69E6BB7F2DF",
        "createdDateTime": "\\Date(1425543745000+0000)\\",
        "lastModifiedBy": "admin",
        "mdfSystemStatus": "A",
        "mdfSystemEffectiveStartDate": "\\Date(-220898880000)\\",
        "mdfSystemLastModifiedBy": "admin",
        "mdfSystemRecordStatus": "N",
        "mdfSystemCreatedBy": "admin",
        "mdfSystemRecordStatusNav": {
          "__deferred": {

```



## Properties and Navigation Properties

This section lists only the properties and navigation properties that require special business logic, permission, or other additional information. For more information, refer to the API dictionary in [Admin Center](#) [API Center](#) [OData API Data Dictionary](#) or the API metadata using query: `https://<api-server>/odata/v2/<Entity>/$metadata`.

### Properties

Property	Description
effectiveStartDate	Effective Start Date
rateChartId	Rate Chart ID
factor	Factor

## Use Case

### Request

Operation	Query
HTTP Method	GET
URI	<code>https://&lt;api-server&gt;/odata/v2/BenefitInsuranceRateChart?\$format=json&amp;\$top=1</code>

### Response

```
{
  "d": {
    "results": [
      {
        "__metadata": {
          "uri": "https://<api-server>/odata/v2/BenefitInsuranceRateChart(effectiveStartDate=datetime'2015-04-28T00:00:00',rateChartId='C20')",
          "type": "SFOData.BenefitInsuranceRateChart"
        },
        "effectiveStartDate": "\/Date(1430179200000)\/",
        "rateChartId": "C20",
        "insurancePlan": "3943",
        "mdfSystemLastModifiedDate": "\/Date(1438848870000)\/",
        "mdfSystemObjectType": "BenefitInsuranceRateChart",
        "mdfSystemEffectiveEndDate": "\/Date(253402214400000)\/",
        "mdfSystemVersionId": null,
        "mdfSystemLastModifiedDateWithTZ": "\/Date(1438863270000+0000)\/",
        "lastModifiedDateTime": "\/Date(1438863270000+0000)\/",
        "mdfSystemTransactionSequence": "1",
        "currency": "BRL",
        "mdfSystemRecordId": "174CBED54BCF48818B758CD287B3589B",
        "ageAsOfYear": null,
      }
    ]
  }
}
```

```

    "mdfSystemEntityId": "85F93890789240C2B49E905AC99727C4",
    "mdfSystemStatus": "A",
    "mdfSystemLastModifiedBy": "admin",
    "mdfSystemRecordStatus": "N",
    "ageAsOfMonth": null,
    "mdfSystemCreatedBy": "admin",
    "provider": "3083",
    "factor": "-1",
    "mdfSystemCreatedDate": "\/Date(1430231715000)\/",
    "createdBy": "admin",
    "coverage": "5789",
    "createdDateTime": "\/Date(1430246115000+0000)\/",
    "ageAsOfDay": null,
    "lastModifiedBy": "admin",
    "coverageNav": {
      "__deferred": {
        "uri": "https://<api-server>/odata/v2/
BenefitInsuranceRateChart(effectiveStartDate=datetime'2015-04-28T00:00:00',rateChart
Id='C20')/coverageNav"
      }
    },
    "rateChartEnrollee": {
      "__deferred": {
        "uri": "https://<api-server>/odata/v2/
BenefitInsuranceRateChart(effectiveStartDate=datetime'2015-04-28T00:00:00',rateChart
Id='C20')/rateChartEnrollee"
      }
    },
    "ageAsOfMonthNav": {
      "__deferred": {
        "uri": "https://<api-server>/odata/v2/
BenefitInsuranceRateChart(effectiveStartDate=datetime'2015-04-28T00:00:00',rateChart
Id='C20')/ageAsOfMonthNav"
      }
    },
    "rateChartFixedAmount": {
      "__deferred": {
        "uri": "https://<api-server>/odata/v2/
BenefitInsuranceRateChart(effectiveStartDate=datetime'2015-04-28T00:00:00',rateChart
Id='C20')/rateChartFixedAmount"
      }
    },
    "currencyNav": {
      "__deferred": {
        "uri": "https://<api-server>/odata/v2/
BenefitInsuranceRateChart(effectiveStartDate=datetime'2015-04-28T00:00:00',rateChart
Id='C20')/currencyNav"
      }
    },
    "ageAsOfYearNav": {
      "__deferred": {
        "uri": "https://<api-server>/odata/v2/
BenefitInsuranceRateChart(effectiveStartDate=datetime'2015-04-28T00:00:00',rateChart
Id='C20')/ageAsOfYearNav"
      }
    },
    "ageAsOfDayNav": {
      "__deferred": {
        "uri": "https://<api-server>/odata/v2/
BenefitInsuranceRateChart(effectiveStartDate=datetime'2015-04-28T00:00:00',rateChart
Id='C20')/ageAsOfDayNav"
      }
    },
    "insurancePlanNav": {
      "__deferred": {
        "uri": "https://<api-server>/odata/v2/
BenefitInsuranceRateChart(effectiveStartDate=datetime'2015-04-28T00:00:00',rateChart
Id='C20')/insurancePlanNav"
      }
    }
  }
}

```



> [OData API Data Dictionary](#) or the API metadata using query: `https://<api-server>/odata/v2/<Entity>/$metadata`.

## Properties

Property	Description
BenefitInsuranceRateChart_effectiveStartDate	Insurance Rate Chart_Effective Start Date
BenefitInsuranceRateChart_rateChartId	Insurance Rate Chart_Rate Chart ID
externalCode	externalCode

## Use Case

### Request

Operation	Query
HTTP Method	GET
URI	<code>https://&lt;api-server&gt;/odata/v2/BenefitInsuranceRateChartEnrollee?\$format=json&amp;\$top=1</code>

### Response

```
{
  "d": {
    "results": [
      {
        "__metadata": {
          "uri": "https://<api-server>/odata/v2/BenefitInsuranceRateChartEnrollee(BenefitInsuranceRateChart_effectiveStartDate=datetime'2015-03-05T00:00:00',BenefitInsuranceRateChart_rateChartId='Medical Plan A',externalCode=2668L)",
          "type": "SFOData.BenefitInsuranceRateChartEnrollee"
        },
        "BenefitInsuranceRateChart_rateChartId": "Medical Plan A",
        "BenefitInsuranceRateChart_effectiveStartDate": "\/Date(142551360000)\/",
        "externalCode": "2668",
        "ageTo": "60",
        "mdfSystemLastModifiedDate": "\/Date(1425526156000)\/",
        "mdfSystemEffectiveEndDate": "\/Date(25340221440000)\/",
        "mdfSystemObjectType": "BenefitInsuranceRateChartEnrollee",
        "mdfSystemVersionId": null,
        "mdfSystemLastModifiedDateWithTZ": "\/Date(1425544156000+0000)\/",
        "lastModifiedDateTime": "\/Date(1425544156000+0000)\/",
        "mdfSystemTransactionSequence": "1",
        "mdfSystemRecordId": "D6076F81CBB5405794DC71B639ADB04F",
        "mdfSystemEntityId": "F36C85DBD840482EA084AF17FE6DD8CF",
        "mdfSystemStatus": "A",
        "benefitInsuranceEnrolleeType": "2",
        "mdfSystemLastModifiedBy": "admin",
      }
    ]
  }
}
```





## Supported Operations

Query

## Properties and Navigation Properties

This section lists only the properties and navigation properties that require special business logic, permission, or other additional information. For more information, refer to the API dictionary in [Admin Center](#) [API Center](#) [OData API Data Dictionary](#) or the API metadata using query: `https://<api-server>/odata/v2/<Entity>/$metadata`.

### Properties

Property	Description
BenefitInsuranceRateChart_effectiveStartDate	Insurance Rate Chart_Effective Start Date
BenefitInsuranceRateChart_rateChartId	Insurance Rate Chart_Rate Chart ID
externalCode	externalCode
rateChartType	Rate Chart Type
smoking	Smoking

## Use Case

### Request

Operation	Query
HTTP Method	GET
URI	<code>https://&lt;api-server&gt;/odata/v2/BenefitInsuranceRateChartFixedAmount?\$format=json&amp;\$top=1</code>

### Response

```
{
  "d": {
    "results": [
      {
        "__metadata": {
          "uri": "https://<api-server>/odata/v2/BenefitInsuranceRateChartFixedAmount(BenefitInsuranceRateChart_effectiveStartDate=datetime'2015-03-05T00:00:00',BenefitInsuranceRateChart_rateChartId='Medical Plan A',externalCode=2667L)",
          "type": "SFOData.BenefitInsuranceRateChartFixedAmount"
        }
      }
    ]
  }
}
```

```

    },
    "BenefitInsuranceRateChart_rateChartId": "Medical Plan A",
    "BenefitInsuranceRateChart_effectiveStartDate": "\/
Date(142551360000)\/",
    "externalCode": "2667",
    "ageTo": "60",
    "mdfSystemLastModifiedDate": "\/Date(1425526156000)\/",
    "mdfSystemEffectiveEndDate": "\/Date(253402214400000)\/",
    "mdfSystemObjectType": "BenefitInsuranceRateChartFixedAmount",
    "mdfSystemVersionId": null,
    "location": null,
    "mdfSystemLastModifiedDateWithTZ": "\/Date(1425544156000+0000)\/",
    "lastModifiedDateTime": "\/Date(1425544156000+0000)\/",
    "mdfSystemTransactionSequence": "1",
    "mdfSystemRecordId": "990EAA7F864E4EAC9D135CA3811A5990",
    "smoking": "3471442",
    "mdfSystemEntityId": "56375B21AC724204ABD2B5D253811032",
    "mdfSystemStatus": "A",
    "mdfSystemLastModifiedBy": "admin",
    "enrolleeOption": "2662",
    "mdfSystemCreatedBy": "admin",
    "mdfSystemRecordStatus": "N",
    "employeeContribution": "200",
    "mdfSystemCreatedDate": "\/Date(1425526156000)\/",
    "rateChartType": "REGULAR",
    "employerContribution": "100",
    "createdBy": "admin",
    "ageFrom": "10",
    "lastModifiedBy": "admin",
    "createdDateTime": "\/Date(1425544156000+0000)\/",
    "mdfSystemEffectiveStartDate": "\/Date(-2208988800000)\/",
    "enrolleeOptionNav": {
      "__deferred": {
        "uri": "https://<api-server>/odata/v2/
BenefitInsuranceRateChartFixedAmount(BenefitInsuranceRateChart_effectiveStartDate=da
tetime'2015-03-05T00:00:00',BenefitInsuranceRateChart_rateChartId='Medical Plan
A',externalCode=2667L)/enrolleeOptionNav"
      }
    },
    "rateChartTypeNav": {
      "__deferred": {
        "uri": "https://<api-server>/odata/v2/
BenefitInsuranceRateChartFixedAmount(BenefitInsuranceRateChart_effectiveStartDate=da
tetime'2015-03-05T00:00:00',BenefitInsuranceRateChart_rateChartId='Medical Plan
A',externalCode=2667L)/rateChartTypeNav"
      }
    },
    "smokingNav": {
      "__deferred": {
        "uri": "https://<api-server>/odata/v2/
BenefitInsuranceRateChartFixedAmount(BenefitInsuranceRateChart_effectiveStartDate=da
tetime'2015-03-05T00:00:00',BenefitInsuranceRateChart_rateChartId='Medical Plan
A',externalCode=2667L)/smokingNav"
      }
    },
    "locationNav": {
      "__deferred": {
        "uri": "https://<api-server>/odata/v2/
BenefitInsuranceRateChartFixedAmount(BenefitInsuranceRateChart_effectiveStartDate=da
tetime'2015-03-05T00:00:00',BenefitInsuranceRateChart_rateChartId='Medical Plan
A',externalCode=2667L)/locationNav"
      }
    },
    "mdfSystemRecordStatusNav": {
      "__deferred": {
        "uri": "https://<api-server>/odata/v2/
BenefitInsuranceRateChartFixedAmount(BenefitInsuranceRateChart_effectiveStartDate=da

```



## Properties

Property	Description
BenefitInsurancePlan_effectiveStartDate	Insurance Plan_mdfSystemEffectiveStartDate
BenefitInsurancePlan_id	Insurance Plan_Plan ID
externalCode	externalCode

## Use Case

### Request

Operation	Query
HTTP Method	GET
URI	https://<api-server>/odata/v2/ BenefitInsuranceCoverageOptions? \$format=json&\$top=1

### Response

```
{
  "d": {
    "results": [
      {
        "__metadata": {
          "uri": "https://<api-server>/odata/v2/  
BenefitInsuranceCoverageOptions(BenefitInsurancePlan_effectiveStartDate=datetime'2015-03-05T00:00:00',BenefitInsurancePlan_id=2664L,externalCode=2665L)",
          "type": "SFOData.BenefitInsuranceCoverageOptions"
        },
        "BenefitInsurancePlan_effectiveStartDate": "\/  
Date(142551360000)\/",
        "externalCode": "2665",
        "BenefitInsurancePlan_id": "2664",
        "mdfSystemLastModifiedDate": "\/Date(1425527952000)\/",
        "enrolleeOptions": "2662",
        "mdfSystemObjectType": "BenefitInsuranceCoverageOptions",
        "mdfSystemEffectiveEndDate": "\/Date(253402214400000)\/",
        "mdfSystemVersionId": null,
        "mdfSystemLastModifiedDateWithTZ": "\/Date(1425545952000+0000)\/",
        "lastModifiedDateTime": "\/Date(1425545952000+0000)\/",
        "mdfSystemCreatedDate": "\/Date(1425525792000)\/",
        "mdfSystemTransactionSequence": "1",
        "mdfSystemRecordId": "29309129560944A69F1786D1A6EA5270",
        "createdBy": "admin",
        "mdfSystemEntityId": "FD498B65E0C44131969392EF503E5D42",
        "createdDateTime": "\/Date(1425543792000+0000)\/",
        "lastModifiedBy": "admin",
        "mdfSystemStatus": "A",
        "mdfSystemEffectiveStartDate": "\/Date(-2208988800000)\/",
        "mdfSystemLastModifiedBy": "admin",
        "mdfSystemRecordStatus": "N",
        "mdfSystemCreatedBy": "admin",
        "enrolleeOptionsNav": {
          "__deferred": {
```



## Properties and Navigation Properties

This section lists only the properties and navigation properties that require special business logic, permission, or other additional information. For more information, refer to the API dictionary in [Admin Center](#) [API Center](#) [OData API Data Dictionary](#) or the API metadata using query: `https://<api-server>/odata/v2/<Entity>/$metadata`.

### Properties

Property	Description
<code>mdfSystemEffectiveStartDate</code>	Effective Start Date
<code>BenefitInsuranceCoverageOptions_externalCode</code>	Insurance Coverage Options_externalCode
<code>BenefitInsurancePlan_effectiveStartDate</code>	Insurance Plan_mdfSystemEffectiveStartDate
<code>BenefitInsurancePlan_id</code>	Insurance Plan_Plan ID

## Use Case

### Request

Operation	Query
HTTP Method	GET
URI	<code>https://&lt;api-server&gt;/odata/v2/BenefitInsuranceCoverageDetails?\$format=json&amp;\$top=1</code>

### Response

```
{
  "d": {
    "results": [
      {
        "__metadata": {
          "uri": "https://<api-server>/odata/v2/BenefitInsuranceCoverageDetails(BenefitInsuranceCoverageOptions_externalCode=2665L,BenefitInsurancePlan_effectiveStartDate=datetime'2015-03-05T00:00:00',BenefitInsurancePlan_id=2664L,externalCode=2666L)",
          "type": "SFOData.BenefitInsuranceCoverageDetails"
        },
        "BenefitInsuranceCoverageOptions_externalCode": "2665",
        "BenefitInsurancePlan_effectiveStartDate": "\/Date(142551360000)\/",
        "externalCode": "2666",
        "BenefitInsurancePlan_id": "2664",
        "mdfSystemLastModifiedDate": "\/Date(1425527952000)\/",
        "mdfSystemEffectiveEndDate": "\/Date(25340221440000)\/",
        "mdfSystemObjectType": "BenefitInsuranceCoverageDetails",
        "mdfSystemVersionId": null,
        "mdfSystemLastModifiedDateWithTZ": "\/Date(1425545952000+0000)\/",
        "lastModifiedDateTime": "\/Date(1425545952000+0000)\/"
      }
    ]
  }
}
```

```

"mdfSystemTransactionSequence": "1",
"mdfSystemRecordId": "B4374BBE39924F35994FD5C11AE18518",
"mdfSystemEntityId": "9D28F1DE86324A898DF8690759032B9F",
"mdfSystemStatus": "A",
"mdfSystemLastModifiedBy": "admin",
"mdfSystemCreatedBy": "admin",
"mdfSystemRecordStatus": "N",
"mdfSystemCreatedDate": "\/Date(1425525792000)\/",
"createdBy": "admin",
"coverage": "2663",
"lastModifiedBy": "admin",
"createdDateTime": "\/Date(1425543792000+0000)\/",
"rateChart": "Medical Plan A",
"mdfSystemEffectiveStartDate": "\/Date(-2208988800000)\/",
"coverageNav": {
  "__deferred": {
    "uri": "https://<api-server>/odata/v2/
BenefitInsuranceCoverageDetails(BenefitInsuranceCoverageOptions_externalCode=2665L,B
enefitInsurancePlan_effectiveStartDate=datetime'2015-03-05T00:00:00',BenefitInsuranc
ePlan_id=2664L,externalCode=2666L)/coverageNav"
  }
},
"rateChartNav": {
  "__deferred": {
    "uri": "https://<api-server>/odata/v2/
BenefitInsuranceCoverageDetails(BenefitInsuranceCoverageOptions_externalCode=2665L,B
enefitInsurancePlan_effectiveStartDate=datetime'2015-03-05T00:00:00',BenefitInsuranc
ePlan_id=2664L,externalCode=2666L)/rateChartNav"
  }
},
"mdfSystemRecordStatusNav": {
  "__deferred": {
    "uri": "https://<api-server>/odata/v2/
BenefitInsuranceCoverageDetails(BenefitInsuranceCoverageOptions_externalCode=2665L,B
enefitInsurancePlan_effectiveStartDate=datetime'2015-03-05T00:00:00',BenefitInsuranc
ePlan_id=2664L,externalCode=2666L)/mdfSystemRecordStatusNav"
  }
},
"mdfSystemStatusNav": {
  "__deferred": {
    "uri": "https://<api-server>/odata/v2/
BenefitInsuranceCoverageDetails(BenefitInsuranceCoverageOptions_externalCode=2665L,B
enefitInsurancePlan_effectiveStartDate=datetime'2015-03-05T00:00:00',BenefitInsuranc
ePlan_id=2664L,externalCode=2666L)/mdfSystemStatusNav"
  }
}
}
]
}
}

```

## Related Information

[SAP Business Accelerator Hub: BenefitInsuranceCoverageDetails](#)

## 9.4.10.41 BenefitInsuranceEnrolleeType

This entity fetches the employee insurance enrollee type details such as self, self+family, self+spouse. This entity is available under Insurance Plan portlet.

### Note

This API is read-only. To create or edit data, please use imports function.

## Supported Operations

Query

## Properties and Navigation Properties

This section lists only the properties and navigation properties that require special business logic, permission, or other additional information. For more information, refer to the API dictionary in [Admin Center](#) [API Center](#) [OData API Data Dictionary](#) or the API metadata using query: `https://<api-server>/odata/v2/<Entity>/$metadata`.

### Properties

Property	Description
<code>mdfSystemEffectiveStartDate</code>	Effective Start Date
<code>relationshipType</code>	Relationship Type

## Use Case

### Request

Operation	Query
HTTP Method	GET
URI	<code>https://&lt;api-server&gt;/odata/v2/BenefitInsuranceEnrolleeType?\$format=json&amp;\$top=1</code>

### Response

```
{
```



```

"d": {
  "results": [
    {
      "__metadata": {
        "uri": "https://<api-server>/odata/v2/
BenefitInsuranceEnrolleeType(mdfSystemEffectiveStartDate=datetime'1900-01-01T00:00:0
0',relationshipType='2')",
        "type": "SFOData.BenefitInsuranceEnrolleeType"
      },
      "relationshipType": "2",
      "mdfSystemEffectiveStartDate": "\/Date(-220898880000)\/",
      "mdfSystemLastModifiedDate": "\/Date(1425525722000)\/",
      "mdfSystemEffectiveEndDate": "\/Date(253402214400000)\/",
      "mdfSystemObjectType": "BenefitInsuranceEnrolleeType",
      "mdfSystemVersionId": null,
      "mdfSystemLastModifiedDateWithTZ": "\/Date(1425543722000+0000)\/",
      "lastModifiedDateTime": "\/Date(1425543722000+0000)\/",
      "mdfSystemCreatedDate": "\/Date(1425525722000)\/",
      "mdfSystemTransactionSequence": "1",
      "mdfSystemRecordId": "8B742C5C791745FEAB0481E464E48CEB",
      "createdBy": "admin",
      "mdfSystemEntityId": "432103DBE8B64354A41EE26776B00996",
      "createdDateTime": "\/Date(1425543722000+0000)\/",
      "lastModifiedBy": "admin",
      "mdfSystemStatus": "A",
      "mdfSystemLastModifiedBy": "admin",
      "mdfSystemRecordStatus": "N",
      "mdfSystemCreatedBy": "admin",
      "relationshipTypeNav": {
        "__deferred": {
          "uri": "https://<api-server>/odata/v2/
BenefitInsuranceEnrolleeType(mdfSystemEffectiveStartDate=datetime'1900-01-01T00:00:0
0',relationshipType='2')/relationshipTypeNav"
        }
      },
      "mdfSystemRecordStatusNav": {
        "__deferred": {
          "uri": "https://<api-server>/odata/v2/
BenefitInsuranceEnrolleeType(mdfSystemEffectiveStartDate=datetime'1900-01-01T00:00:0
0',relationshipType='2')/mdfSystemRecordStatusNav"
        }
      },
      "mdfSystemStatusNav": {
        "__deferred": {
          "uri": "https://<api-server>/odata/v2/
BenefitInsuranceEnrolleeType(mdfSystemEffectiveStartDate=datetime'1900-01-01T00:00:0
0',relationshipType='2')/mdfSystemStatusNav"
        }
      }
    }
  ]
}

```

## Related Information

[SAP Business Accelerator Hub: BenefitInsuranceEnrolleeType](#)

## 9.4.10.42 BenefitOverviewHyperlinkConfiguration

This object is used to capture the Benefit Hyperlink Configuration to display hyperlinks on the Benefits Overview page. It contains hyperlink configuration Id, hyperlink configuration name, and hyperlink configuration details.

### Note

This API is read-only. To create or edit data, please use imports function.

## Supported Operations

Query

## Use Case

### Request

Operation	Query
HTTP Method	GET
URI	<code>https://&lt;api-server&gt;/odata/v2/ BenefitOverviewHyperlinkConfiguration? \$format=json</code>

### Response

```
{
  "d": {
    "results": [
      {
        "__metadata": {
          "uri": "https://<api-server>/odata/v2/  
BenefitOverviewHyperlinkConfiguration",
          "type": "SFOData. BenefitOverviewHyperlinkConfiguration "
        },
        "hyperlinkConfigurationId": "Benefits Hyperlink Configuration",
        "hyperlinkConfigurationName": "Hyperlink Configuration",
        "benefitOverviewHyperlinkDetails": "benefitHyperlinkDetailsList",
        "createdBy": "admin",
        "lastModifiedBy": "admin",
        "createdDateTime": "/Date(1496123038000+0000)/",
        "lastModifiedDateTime": "/Date(1496123038000+0000)/",
        "mdfSystemRecordStatus": "N",
        "mdfSystemRecordStatusNav": {
          "__deferred": {
            "uri": "https://<api-server>/odata/v2/  
BenefitOverviewHyperlinkConfiguration(/mdfSystemRecordStatusNav"
          }
        }
      }
    ]
  }
}
```

```
}  
}
```

## Related Information

[SAP Business Accelerator Hub: BenefitOverviewHyperlinkConfiguration](#)

### 9.4.10.43 BenefitOverviewHyperlinkDetails

This Object is used to capture the Label, URL and the Eligibility rule for the Hyperlinks. The hyperlinks configured will be displayed on the Benefits Overview page

#### Note

This API is read-only. To create or edit data, please use imports function.

## Supported Operations

Query

## Use Case

### Request

Operation	Query
HTTP Method	GET
URI	<code>https://&lt;api-server&gt;/odata/v2/ BenefitOverviewHyperlinkDetails/ \$format=json</code>

### Response

```
{  
  "d": {  
    "results": [  
      {  
        "__metadata": {  
          "uri": "https://<api-server>/odata/v2/BenefitOverviewHyperlinkDetails",  
          "type": "SFOData.BenefitOverviewHyperlinkDetails"  
        },  
        "url": "https://www.website.com",  
        "label": "Website",  
      }  
    ]  
  }  
}
```

```

    "eligibilityRule": "rule",
    "createdBy": "admin",
    "lastModifiedBy": "admin",
    "createdDateTime": "/Date(1496123038000+0000)/",
    "lastModifiedDateTime": "/Date(1496123038000+0000)/",
    "mdfSystemRecordStatus": "N",
    "mdfSystemRecordStatusNav": {
      "__deferred": {
        "uri": "https://<api-server>/odata/v2/BenefitOverviewHyperlinkDetails(/
mdfSystemRecordStatusNav"
      }
    }
  }
]
}
}

```

## Related Information

[SAP Business Accelerator Hub: BenefitOverviewHyperlinkDetails](#)

### 9.4.10.44 BenefitProgramEnrollment

This entity contains the list of all of the benefit programs for which an employee is eligible.

#### Note

This API is read-only. To create or edit data, please use imports function.

## Supported Operations

Query

## Properties and Navigation Properties

This section lists only the properties and navigation properties that require special business logic, permission, or other additional information. For more information, refer to the API dictionary in [Admin Center](#) [API Center](#) [OData API Data Dictionary](#) or the API metadata using query: `https://<api-server>/odata/v2/<Entity>/$metadata`.

## Properties

Property	Description
benefitProgramDataSourceWithExternalCode	The list of all benefit programs for which employee is eligible.
effectiveStartDate	The start date from which program enrollment is effective.
effectiveEndDate	The end date after which program enrollment is no longer active.
programAmount	The total amount for program enrollment.
programEntitlementAmount	The amount that employee is entitled to receive.

## Navigation Properties

Navigation Property	Related Entity	Description
BenefitProgramEnrollment	BenefitProgramEnrollmentDetail	This field contains the information for benefit program enrollment.

## Use Case: Get the list of all the program enrollments for which the employee is eligible

### Request

Operation	Query
HTTP Method	GET
URI	https://<api-server>/odata/v2/BenefitProgramEnrollment

### Response

```
{
  "d": {
    "results": [
      {
        "__metadata": {
          "uri": "https://<api-server>/odata/v2/BenefitProgramEnrollment(effectiveStartDate=datetime'2019-01-01T00:00:00',id=278687L)",
          "type": "SFOData.BenefitProgramEnrollment"
        },
        "effectiveStartDate": "/Date(1546300800000)/",
        "id": "278687",
        "effectiveEndDate": "/Date(253402214400000)/",
        "exception": null,
        "benefitProgramDataSourceWithExternalCode": "11",
        "mdfSystemLastModifiedDateWithTZ": "/Date(1540188096000+0000)/",
        "lastModifiedDateTime": "/Date(1540188096000+0000)/",
        "mdfSystemCreatedBy": "sriadmin",
      }
    ]
  }
}
```

```

"enrollmentDate": "/Date(1540166400000)/",
"createdDateTime": "/Date(1540188096000+0000)/",
"mdfSystemVersionId": null,
"mdfSystemLastModifiedBy": "sriadmin",
"externalName": "SF_AUS_3_RR_1811_Benefit_Program_10222018_060136",
"mdfSystemEntityId": "8F782F4A31394AC08A62303C3B808CCD",
"benefitProgram": "11",
"mdfSystemObjectType": "BenefitProgramEnrollment",
"workerId": "SF_AUS_3",
"mdfSystemLastModifiedDate": "/Date(1540188096000)/",
"lastModifiedBy": "sriadmin",
"programEntitlementAmount": "100",
"programAmount": "1",
"effectiveStatus": "I",
"mdfSystemTransactionSequence": "1",
"recordStatus": "N",
"createdBy": "sriadmin",
"programCurrency": "INR",
"mdfSystemCreatedDate": "/Date(1540188096000)/",
"mdfSystemRecordId": "57787C29902D49A69D5DC964FF459A6C",
"benefitProgramDataSource": null,
"programCurrencyNav": {
  "__deferred": {
    "uri": "https://<api-server>/odata/v2/
BenefitProgramEnrollment(effectiveStartDate=datetime'2019-01-01T00:00:00',id=278687L
)/programCurrencyNav"
  }
},
"policyDocuments": {
  "__deferred": {
    "uri": "https://<api-server>/odata/v2/
BenefitProgramEnrollment(effectiveStartDate=datetime'2019-01-01T00:00:00',id=278687L
)/policyDocuments"
  }
},
"createdByNav": {
  "__deferred": {
    "uri": "https://<api-server>/odata/v2/
BenefitProgramEnrollment(effectiveStartDate=datetime'2019-01-01T00:00:00',id=278687L
)/createdByNav"
  }
},
"exceptionNav": {
  "__deferred": {
    "uri": "https://<api-server>/odata/v2/
BenefitProgramEnrollment(effectiveStartDate=datetime'2019-01-01T00:00:00',id=278687L
)/exceptionNav"
  }
},
"lastModifiedByNav": {
  "__deferred": {
    "uri": "https://<api-server>/odata/v2/
BenefitProgramEnrollment(effectiveStartDate=datetime'2019-01-01T00:00:00',id=278687L
)/lastModifiedByNav"
  }
},
"usefulLinks": {
  "__deferred": {
    "uri": "https://<api-server>/odata/v2/
BenefitProgramEnrollment(effectiveStartDate=datetime'2019-01-01T00:00:00',id=278687L
)/usefulLinks"
  }
},
"workerIdNav": {
  "__deferred": {
    "uri": "https://<api-server>/odata/v2/
BenefitProgramEnrollment(effectiveStartDate=datetime'2019-01-01T00:00:00',id=278687L
)/workerIdNav"
  }
}

```

```

    }
  },
  "benefitProgramNav": {
    "__deferred": {
      "uri": "https://<api-server>/odata/v2/
BenefitProgramEnrollment(effectiveStartDate=datetime'2019-01-01T00:00:00',id=278687L
)/benefitProgramNav"
    }
  },
  "effectiveStatusNav": {
    "__deferred": {
      "uri": "https://<api-server>/odata/v2/
BenefitProgramEnrollment(effectiveStartDate=datetime'2019-01-01T00:00:00',id=278687L
)/effectiveStatusNav"
    }
  },
  "wfRequestNav": {
    "__deferred": {
      "uri": "https://<api-server>/odata/v2/
BenefitProgramEnrollment(effectiveStartDate=datetime'2019-01-01T00:00:00',id=278687L
)/wfRequestNav"
    }
  },
  "benefitProgramEnrollmentDetail": {
    "__deferred": {
      "uri": "https://<api-server>/odata/v2/
BenefitProgramEnrollment(effectiveStartDate=datetime'2019-01-01T00:00:00',id=278687L
)/benefitProgramEnrollmentDetail"
    }
  },
  "recordStatusNav": {
    "__deferred": {
      "uri": "https://<api-server>/odata/v2/
BenefitProgramEnrollment(effectiveStartDate=datetime'2019-01-01T00:00:00',id=278687L
)/recordStatusNav"
    }
  },
  "forms": {
    "__deferred": {
      "uri": "https://<api-server>/odata/v2/
BenefitProgramEnrollment(effectiveStartDate=datetime'2019-01-01T00:00:00',id=278687L
)/forms"
    }
  }
}
]
}
}

```

## Related Information

[SAP Business Accelerator Hub: BenefitProgramEnrollment](#)

## 9.4.10.45 BenefitProgram

This entity is a bucket or pool that contains more than one benefit.

### Note

This API is read-only. To create or edit data, please use imports function.

## Supported Operations

Query

## Properties and Navigation Properties

This section lists only the properties and navigation properties that require special business logic, permission, or other additional information. For more information, refer to the API dictionary in [Admin Center](#) [API Center](#) [OData API Data Dictionary](#) or the API metadata using query: `https://<api-server>/odata/v2/<Entity>/$metadata`.

### Properties

Property	Description
programName	The name of the program.
effectiveStartDate	The program start date.
amount	The cost of the program.
programEnrollmentWorkflowId	The enrollment workflow ID for the program.

### Navigation Properties

Navigation Property	Related Entity	Description
BenefitProgram	benefits	Benefits associated to the program.
BenefitProgram	policyDocuments	Policy documents for the program.
BenefitProgram	forms	Forms related to the program.
BenefitProgram	usefullinks	Links associated to the program.



## Use Case: get the list of all benefit programs in the system

### Request

Operation	Query
HTTP Method	GET
URI	https://<api-server>/odata/v2/BenefitProgram

### Response

```
{
  "d": {
    "results": [
      {
        "__metadata": {
          "uri": "https://<api-server>/odata/v2/BenefitProgram(effectiveStartDate=datetime'2021-01-01T00:00:00',programId='BP2111')",
          "type": "SFOData.BenefitProgram"
        },
        "effectiveStartDate": "/Date(1609459200000)/",
        "programId": "BP2111",
        "lastModifiedDateTime": "/Date(1630392380000+0000)/",
        "mdfSystemEffectiveEndDate": "/Date(253402214400000)/",
        "createdDateTime": "/Date(1630390725000+0000)/",
        "programName": "BP2111",
        "currency": "USD",
        "exceptionWorkflowId": null,
        "multipleSelectionAllowed": false,
        "programSchedule": "9999",
        "amount": null,
        "lastModifiedBy": "sriadmin",
        "eligibilityRuleId": null,
        "mdfSystemRecordStatus": "N",
        "supressClientDateValidation": false,
        "programEnrollmentWorkflowId": null,
        "createdBy": "sriadmin",
        "status": null,
        "benefits": {
          "__deferred": {
            "uri": "https://<api-server>/odata/v2/BenefitProgram(effectiveStartDate=datetime'2021-01-01T00:00:00',programId='BP2111')/benefits"
          }
        },
        "programEnrollmentWorkflowIdNav": {
          "__deferred": {
            "uri": "https://<api-server>/odata/v2/BenefitProgram(effectiveStartDate=datetime'2021-01-01T00:00:00',programId='BP2111')/programEnrollmentWorkflowIdNav"
          }
        },
        "policyDocuments": {
          "__deferred": {
            "uri": "https://<api-server>/odata/v2/BenefitProgram(effectiveStartDate=datetime'2021-01-01T00:00:00',programId='BP2111')/policyDocuments"
          }
        },
        "createdByNav": {
          "__deferred": {
```

```

        "uri": "https://<api-server>/odata/v2/
BenefitProgram(effectiveStartDate=datetime'2021-01-01T00:00:00',programId='BP2111')/
createdByNav"
    },
    "statusNav": {
        "__deferred": {
            "uri": "https://<api-server>/odata/v2/
BenefitProgram(effectiveStartDate=datetime'2021-01-01T00:00:00',programId='BP2111')/
statusNav"
        }
    },
    "lastModifiedByNav": {
        "__deferred": {
            "uri": "https://<api-server>/odata/v2/
BenefitProgram(effectiveStartDate=datetime'2021-01-01T00:00:00',programId='BP2111')/
lastModifiedByNav"
        }
    },
    "programScheduleNav": {
        "__deferred": {
            "uri": "https://<api-server>/odata/v2/
BenefitProgram(effectiveStartDate=datetime'2021-01-01T00:00:00',programId='BP2111')/
programScheduleNav"
        }
    },
    "mdfSystemRecordStatusNav": {
        "__deferred": {
            "uri": "https://<api-server>/odata/v2/
BenefitProgram(effectiveStartDate=datetime'2021-01-01T00:00:00',programId='BP2111')/
mdfSystemRecordStatusNav"
        }
    },
    "usefulLinks": {
        "__deferred": {
            "uri": "https://<api-server>/odata/v2/
BenefitProgram(effectiveStartDate=datetime'2021-01-01T00:00:00',programId='BP2111')/
usefulLinks"
        }
    },
    "currencyNav": {
        "__deferred": {
            "uri": "https://<api-server>/odata/v2/
BenefitProgram(effectiveStartDate=datetime'2021-01-01T00:00:00',programId='BP2111')/
currencyNav"
        }
    },
    "wfRequestNav": {
        "__deferred": {
            "uri": "https://<api-server>/odata/v2/
BenefitProgram(effectiveStartDate=datetime'2021-01-01T00:00:00',programId='BP2111')/
wfRequestNav"
        }
    },
    "exceptionWorkflowIdNav": {
        "__deferred": {
            "uri": "https://<api-server>/odata/v2/
BenefitProgram(effectiveStartDate=datetime'2021-01-01T00:00:00',programId='BP2111')/
exceptionWorkflowIdNav"
        }
    },
    "forms": {
        "__deferred": {
            "uri": "https://<api-server>/odata/v2/
BenefitProgram(effectiveStartDate=datetime'2021-01-01T00:00:00',programId='BP2111')/
forms"
        }
    }
}

```

```
}
  ]
}
}
```

### Related Information

[SAP Business Accelerator Hub: BenefitProgram](#)

## 9.4.10.46 BenefitSavingsPlanEnrollmentDetails

This object is used to capture the annual and per pay period contribution amounts of the employee for Savings Plan benefit. It contains the annual and per pay period contribution amounts of the employee, the minimum and maximum contribution amounts.

**Note**  
This API is read-only. To create or edit data, please use imports function.

### Supported Operations

Query

### Use Case

#### Request

Operation	Query
HTTP Method	GET
URI	http://<api-server>/odata/v2/ BenefitSavingsPlanEnrollmentDetails? \$format=json

#### Response

```
{
  "d": {
    "results": [
      {
        "__metadata": {
```

```

      "uri": "https://<api-server>/odata/v2/
BenefitSavingsPlanEnrollmentDetails(BenefitEnrollment_effectiveStartDate=datetime'20
18-03-23T00:00:00',BenefitEnrollment_id=25292L,id=25293L)",
      "type": "SFOData.BenefitSavingsPlanEnrollmentDetails"
    },
    "id": "25293",
    "BenefitEnrollment_id": "25292",
    "BenefitEnrollment_effectiveStartDate": "/Date(1521763200000)/",
    "annualMaxContributionAmount": "12",
    "annualMinContributionAmount": "12",
    "lastModifiedDateTime": "/Date(1521786370000+0000)/",
    "perPayPeriodMaxContributionAmount": "12",
    "perPayPeriodMinContributionAmount": "12",
    "createdBy": "admin",
    "annualContributionAmount": "12",
    "empBenefitPayComponent": "Savings plan paycomp",
    "createdDateTime": "/Date(1521786370000+0000)/",
    "lastModifiedBy": "admin",
    "payPeriodContributionAmount": "12",
    "mdfSystemRecordStatus": "N",
    "empBenefitPayComponentNav": {
      "__deferred": {
        "uri": "https://<api-server>/odata/v2/
BenefitSavingsPlanEnrollmentDetails(BenefitEnrollment_effectiveStartDate=datetime'20
18-03-23T00:00:00',BenefitEnrollment_id=25292L,id=25293L)/empBenefitPayComponentNav"
      }
    },
    "mdfSystemRecordStatusNav": {
      "__deferred": {
        "uri": "https://<api-server>/odata/v2/
BenefitSavingsPlanEnrollmentDetails(BenefitEnrollment_effectiveStartDate=datetime'20
18-03-23T00:00:00',BenefitEnrollment_id=25292L,id=25293L)/mdfSystemRecordStatusNav"
      }
    }
  },
  {
    "__metadata": {
      "uri": "https://<api-server>/odata/v2/
BenefitSavingsPlanEnrollmentDetails(BenefitEnrollment_effectiveStartDate=datetime'20
19-01-01T00:00:00',BenefitEnrollment_id=25292L,id=25293L)",
      "type": "SFOData.BenefitSavingsPlanEnrollmentDetails"
    },
    "id": "25293",
    "BenefitEnrollment_id": "25292",
    "BenefitEnrollment_effectiveStartDate": "/Date(1546300800000)/",
    "annualMaxContributionAmount": "12",
    "annualMinContributionAmount": "12",
    "lastModifiedDateTime": "/Date(1521786370000+0000)/",
    "perPayPeriodMaxContributionAmount": "12",
    "perPayPeriodMinContributionAmount": "12",
    "createdBy": "admin",
    "annualContributionAmount": "12",
    "empBenefitPayComponent": "Savings plan paycomp",
    "createdDateTime": "/Date(1521786370000+0000)/",
    "lastModifiedBy": "admin",
    "payPeriodContributionAmount": "12",
    "mdfSystemRecordStatus": "N",
    "empBenefitPayComponentNav": {
      "__deferred": {
        "uri": "https://<api-server>/odata/v2/
BenefitSavingsPlanEnrollmentDetails(BenefitEnrollment_effectiveStartDate=datetime'20
19-01-01T00:00:00',BenefitEnrollment_id=25292L,id=25293L)/empBenefitPayComponentNav"
      }
    },
    "mdfSystemRecordStatusNav": {
      "__deferred": {

```

```

      "uri": "https://<api-server>/odata/v2/
BenefitSavingsPlanEnrollmentDetails(BenefitEnrollment_effectiveStartDate=datetime'20
19-01-01T00:00:00',BenefitEnrollment_id=25292L,id=25293L)/mdfSystemRecordStatusNav"
    }
  }
]
}
}

```

## Related Information

[SAP Business Accelerator Hub: BenefitSavingsPlanEnrollmentDetails](#)

### 9.4.10.47 BenefitSavingsPlanCatchUpDetail

This object is used to capture the catchup contribution details for the Health Savings Account Savings Plan benefit.

#### Note

This API is read-only. To create or edit data, please use imports function.

## Supported Operations

Query

## Use Case

### Request

Operation	Query
HTTP Method	GET
URI	https://<api-server>/odata/v2/ BenefitSavingsPlanCatchUpDetail(effectiveS tartDate=datetime'2017-10-02T00:00:00',id= 694L)?\$format=json

### Response

```

{
  "d": {
    "results": [

```

```

{
  "__metadata": {
    "uri": "https://<api-server>/odata/v2/BenefitSavingsPlanCatchUpDetail",
    "type": "SFOData.BenefitSavingsPlanCatchUpDetail"
  },
  "id": "2L",
  "payComponent": "BasicPay",
  "createdBy": "admin",
  "lastModifiedBy": "admin",
  "createdDateTime": "/Date(1496123038000+0000)/",
  "lastModifiedDateTime": "/Date(1496123038000+0000)/",
  "mdfSystemRecordStatusNav": {
    "__deferred": {
      "uri": "https://<api-server>/odata/v2/BenefitSavingsPlanCatchUpDetail/
mdfSystemRecordStatusNav"
    }
  }
}
]
}
}

```

## Related Information

[SAP Business Accelerator Hub: BenefitSavingsPlanCatchUpDetail](#)

### 9.4.10.48 BenefitSavingsPlanContingentBeneficiary

This object is used to capture the Employee's Contingent Beneficiaries for the Savings Plan

#### Note

This API is read-only. To create or edit data, please use imports function.

## Supported Operations

Query

## Use Case

### Request

Operation	Query
HTTP Method	GET

URI

https://<api-server>/odata/v2/  
BenefitSavingsPlanContingentBeneficiary(id  
=694L)?\$format=json

## Response

```
{
  "d": {
    "results": [
      {
        "__metadata": {
          "uri": "https://<api-server>/odata/v2/  
BenefitSavingsPlanContingentBeneficiary",
          "type": "SFOData.BenefitSavingsPlanContingentBeneficiary"
        },
        "id": "2L",
        "createdBy": "admin",
        "lastModifiedBy": "admin",
        "createdDateTime": "/Date(1496123038000+0000)/",
        "lastModifiedDateTime": "/Date(1496123038000+0000)/",
        "mdfSystemRecordStatusNav": {
          "__deferred": {
            "uri": "https://<api-server>/odata/v2/  
BenefitSavingsPlanContingentBeneficiary/mdfSystemRecordStatusNav"
          }
        }
      }
    ]
  }
}
```

## Related Information

[SAP Business Accelerator Hub: BenefitSavingsPlanContingentBeneficiary](#)

### 9.4.10.49 BenefitSavingsPlanERContributionConfigDetail

This object is used to capture the Employer Contribution details for the Health Savings Account Savings Plan benefit.

#### Note

This API is read-only. To create or edit data, please use imports function.

## Supported Operations

Query

## Use Case

### Request

Operation	Query
HTTP Method	GET
URI	<code>https://&lt;api-server&gt;/odata/v2/ BenefitSavingsPlanERContributionConfigDetail(effectiveStartDate=datetime'2017-10-02T00:00:00',id=694L)?\$format=json</code>

### Response

```
{
  "d": {
    "results": [
      {
        "__metadata": {
          "uri": "https://<api-server>/odata/v2/  
BenefitSavingsPlanERContributionConfigDetail",
          "type": "SFOData.BenefitSavingsPlanERContributionConfigDetail"
        },
        "id": "2L",
        "payComponent": "BasicPay",
        "createdBy": "admin",
        "lastModifiedBy": "admin",
        "createdDateTime": "/Date(1496123038000+0000)/",
        "lastModifiedDateTime": "/Date(1496123038000+0000)/",
        "mdfSystemRecordStatusNav": {
          "__deferred": {
            "uri": "https://<api-server>/odata/v2/  
BenefitSavingsPlanERContributionConfigDetail(/mdfSystemRecordStatusNav"
          }
        }
      }
    ]
  }
}
```

## Related Information

[SAP Business Accelerator Hub: BenefitSavingsPlanERContributionConfigDetail](#)

### 9.4.10.50 BenefitSavingsPlanERContributionConfig

This object is used to capture the Employer Contribution details for the Health Savings Account Savings Plan benefit.

#### Note

This API is read-only. To create or edit data, please use imports function.



## Supported Operations

Query

## Use Case

### Request

Operation	Query
HTTP Method	GET
URI	<code>https://&lt;api-server&gt;/odata/v2/ BenefitSavingsPlanERContributionConfig(eff ectiveStartDate=datetime'2017-10-02T00:00: 00',id=694L)?\$format=json</code>

### Response

```
{
  "d": {
    "results": [
      {
        "__metadata": {
          "uri": "https://<api-server>/odata/v2/  
BenefitSavingsPlanERContributionConfig",
          "type": "SFOData.BenefitSavingsPlanERContributionConfig"
        },
        "id": "2L",
        "payComponent": "BasicPay",
        "createdBy": "admin",
        "lastModifiedBy": "admin",
        "createdDateTime": "/Date(1496123038000+0000)/",
        "lastModifiedDateTime": "/Date(1496123038000+0000)/",
        "mdfSystemRecordStatusNav": {
          "__deferred": {
            "uri": "https://<api-server>/odata/v2/  
BenefitSavingsPlanERContributionConfig/mdfSystemRecordStatusNav"
          }
        }
      }
    ]
  }
}
```

## Related Information

[SAP Business Accelerator Hub: BenefitSavingsPlanERContributionConfig](#)

## 9.4.10.51 BenefitSavingsPlanPrimaryBeneficiary

This object is used to capture the Employee's Primary Beneficiaries for the Savings Plan

### Note

This API is read-only. To create or edit data, please use imports function.

## Supported Operations

Query

## Use Case

### Request

Operation	Query
HTTP Method	GET
URI	<code>https://&lt;api-server&gt;/odata/v2/ BenefitSavingsPlanPrimaryBeneficiary(id=69 4L)?\$format=json</code>

### Response

```
{
  "d": {
    "results": [
      {
        "__metadata": {
          "uri": "https://<api-server>/odata/v2/  
BenefitSavingsPlanPrimaryBeneficiary",
          "type": "SFOData.BenefitSavingsPlanPrimaryBeneficiary"
        },
        "id": "2L",
        "createdBy": "admin",
        "lastModifiedBy": "admin",
        "createdDateTime": "/Date(1496123038000+0000)/",
        "lastModifiedDateTime": "/Date(1496123038000+0000)/",
        "mdfSystemRecordStatusNav": {
          "__deferred": {
            "uri": "https://<api-server>/odata/v2/  
BenefitSavingsPlanPrimaryBeneficiary/mdfSystemRecordStatusNav"
          }
        }
      }
    ]
  }
}
```

## Related Information

[SAP Business Accelerator Hub: BenefitSavingsPlanPrimaryBeneficiary](#)

### 9.4.10.52 BenefitSavingsPlanTierConfiguration

This object is used to capture the Tier related contribution details for the Health Savings Account Savings Plan benefit.

#### Note

This API is read-only. To create or edit data, please use imports function.

## Supported Operations

Query

## Use Case

### Request

Operation	Query
HTTP Method	GET
URI	<code>https://&lt;api-server&gt;/odata/v2/BenefitSavingsPlanTierConfiguration(effectiveStartDate=datetime'2017-10-02T00:00:00',id=694L)?\$format=json</code>

### Response

```
{
  "d": {
    "results": [
      {
        "__metadata": {
          "uri": "https://<api-server>/odata/v2/BenefitSavingsPlanTierConfiguration",
          "type": "SFOData.BenefitSavingsPlanTierConfiguration"
        },
        "id": "2L",
        "payComponent": "BasicPay",
        "createdBy": "admin",
        "lastModifiedBy": "admin",
        "createdDateTime": "/Date(1496123038000+0000)/",
        "lastModifiedDateTime": "/Date(1496123038000+0000)/",
      }
    ]
  }
}
```

```

    "mdfSystemRecordStatusNav": {
      "__deferred": {
        "uri": "https://<api-server>/odata/v2/
BenefitSavingsPlanTierConfiguration/mdfSystemRecordStatusNav"
      }
    }
  ]
}
}

```

## Related Information

[SAP Business Accelerator Hub: BenefitSavingsPlanTierConfiguration](#)

### 9.4.10.53 BenefitSchedulePeriod

This is used for defining a period (set of dates) within which a particular benefit and claim is available for enrollment and eligible for an employee.

#### Note

This API is read-only. To create or edit data, please use imports function.

## Supported Operations

Query

## Properties and Navigation Properties

This section lists only the properties and navigation properties that require special business logic, permission, or other additional information. For more information, refer to the API dictionary in [Admin Center](#) [API Center](#) [OData API Data Dictionary](#) or the API metadata using query: `https://<api-server>/odata/v2/<Entity>/$metadata`.

### Properties

Property	Description
periodName	The name of the period.

Property	Description
enrollmentWindowStartDate	The start date of the enrollment window.
enrollmentWindowEndDate	The end date of the enrollment window.
enrollmentEffectiveFrom	The day from which the enrollment is effective.
enrollmentValidityEndDate	The last day on which the enrollment is effective.
claimWindowStartDate	The start date of the claim.
claimwindowEndDate	The end date of claim.
balanceCarryForwardUptoDate	The balance of a claim that is allowed to carry forward to a specific date.

## Use Case: Get details of the benefit schedule periods in the system

### Request

Operation	Query
HTTP Method	GET
URI	https://<api-server>/odata/v2/ BenefitSchedulePeriod

### Response

```
{
  "d": {
    "results": [
      {
        "__metadata": {
          "uri": "https://<api-server>/odata/v2/  
BenefitSchedulePeriod('2019')",
          "type": "SFOData.BenefitSchedulePeriod"
        },
        "id": "2019",
        "balanceCarryForwardUptoDate": null,
        "claimWindowEndDate": null,
        "lastModifiedDate": "/Date(1635247779000+0000)/",
        "enrollmentValidityEndDate": "/Date(1672444800000)/",
        "lastModifiedBy": "ecadmin",
        "claimWindowStartDate": null,
        "createdDateTime": "/Date(1550471720000+0000)/",
        "periodName": "2019_21",
        "mdfSystemRecordStatus": "N",
        "enrollmentWindowStartDate": "/Date(1546300800000)/",
        "enrollmentWindowEndDate": "/Date(1640908800000)/",
        "createdBy": "sriadmin",
        "enrollmentEffectiveFrom": "/Date(1640995200000)/",
        "createdByNav": {
          "__deferred": {

```

```

        "uri": "https://<api-server>/odata/v2/
BenefitSchedulePeriod('2019')/createdByNav"
    },
    "wfRequestNav": {
        "__deferred": {
            "uri": "https://<api-server>/odata/v2/
BenefitSchedulePeriod('2019')/wfRequestNav"
        }
    },
    "lastModifiedByNav": {
        "__deferred": {
            "uri": "https://<api-server>/odata/v2/
BenefitSchedulePeriod('2019')/lastModifiedByNav"
        }
    },
    "mdfSystemRecordStatusNav": {
        "__deferred": {
            "uri": "https://<api-server>/odata/v2/
BenefitSchedulePeriod('2019')/mdfSystemRecordStatusNav"
        }
    }
}
]
}
}

```

## Related Information

[SAP Business Accelerator Hub: BenefitSchedulePeriod](#)

### 9.4.10.54 BenefitSchedules

This entity is used for grouping two or more schedule periods. BenefitSchedules is required for allowances and reimbursements. It defines the time period, by date, that an employee can enroll for and claim a benefit.

#### Note

This API is read-only. To create or edit data, please use imports function.

## Supported Operations

Query

## Properties and Navigation Properties

This section lists only the properties and navigation properties that require special business logic, permission, or other additional information. For more information, refer to the API dictionary in [Admin Center](#) > [API Center](#)

► [OData API Data Dictionary](#) or the API metadata using query: `https://<api-server>/odata/v2/<Entity>/$metadata`.

## Properties

Property	Description
scheduleName	The name of the schedule.
enrollmentWindowStartDate	The start date for enrollment.
enrollmentWindowEndDate	The end date for enrollment.
claimWindowStartDate	The start date for the claim.
claimWindowEndDate	The end date for the claim.
enrollmentWindowValidityEndDate	The end date for the validity of an enrollment.

## Use Case: Get details of benefit schedules in the system

### Request

Operation	Query
HTTP Method	GET
URI	<code>https://&lt;api-server&gt;/odata/v2/BenefitSchedule</code>

### Response

```
{
  "d": {
    "results": [
      {
        "__metadata": {
          "uri": "https://<api-server>/odata/v2/BenefitSchedules('2019_21')",
          "type": "SFOData.BenefitSchedules"
        },
        "id": "2019_21",
        "scheduleName": "2019_21",
        "lastModifiedDate": "/Date(1627613647000+0000)/",
        "lastModifiedBy": "adminbl",
        "createdDateTime": "/Date(1550471730000+0000)/",
        "mdfSystemRecordStatus": "N",
        "createdBy": "sriadmin",
        "createdByNav": {
          "__deferred": {
            "uri": "https://<api-server>/odata/v2/BenefitSchedules('2019_21')/createdByNav"
          }
        },
        "periods": {
```

```

        "__deferred": {
          "uri": "https://<api-server>/odata/v2/
BenefitSchedules('2019_21')/periods"
        }
      },
      "wfRequestNav": {
        "__deferred": {
          "uri": "https://<api-server>/odata/v2/
BenefitSchedules('2019_21')/wfRequestNav"
        }
      },
      "lastModifiedByNav": {
        "__deferred": {
          "uri": "https://<api-server>/odata/v2/
BenefitSchedules('2019_21')/lastModifiedByNav"
        }
      },
      "mdfSystemRecordStatusNav": {
        "__deferred": {
          "uri": "https://<api-server>/odata/v2/
BenefitSchedules('2019_21')/mdfSystemRecordStatusNav"
        }
      }
    }
  ]
}

```

## Related Information

[SAP Business Accelerator Hub: BenefitSchedules](#)

### 9.4.10.55 BenefitEffectiveDate

This entity contains the details of the benefit and the effective from rule for the respective benefit. This is used to configure the benefit and the effective from date rule the benefit.

#### Note

This API is read-only. To create or edit data, please use imports function.

## Supported Operations

Query



## Use Case

### Request

Operation	Query
HTTP Method	GET
URI	https://<api-server>/odata/v2/ BenefitEffectiveDateConfiguration(effectiveStartDate=datetime'2017-10-02T00:00:00',id=694L)?\$format=json

### Response

```
{
  "d": {
    "results": [
      {
        "__metadata": {
          "uri": "https://<api-server>/odata/v2/  
BenefitEffectiveDateConfiguration",
          "type": "SFOData. BenefitEffectiveDateConfiguration"
        },
        "benefit": "Benefit",
        "rule": "Rule",
        "parent": "BenefitLifeEventConfiguration",
        "effectiveStartDate": "/Date(1496016000000)/",
        "createdBy": "admin",
        "lastModifiedBy": "admin",
        "createdDateTime": "/Date(1496123038000+0000)/",
        "lastModifiedDate": "/Date(1496123038000+0000)/",
        "mdfSystemRecordStatus": "N",
        "benefitNav": {
          "__deferred": {
            "uri": "https://<api-server>/odata/v2/  
BenefitEffectiveDateConfiguration/benefitNav"
          },
          "ruleNav": {
            "__deferred": {
              "uri": "https://<api-server>/odata/v2/  
BenefitEffectiveDateConfiguration/ruleNav"
            },
            "parentNav": {
              "__deferred": {
                "uri": "https://<api-server>/odata/v2/  
BenefitEffectiveDateConfiguration/parentNav"
              },
              "mdfSystemRecordStatusNav": {
                "__deferred": {
                  "uri": "https://<api-server>/odata/v2/  
BenefitEffectiveDateConfiguration(/mdfSystemRecordStatusNav"
                }
              }
            }
          }
        }
      }
    ]
  }
}
```

## 9.4.10.56 BenefitEvent

This entity contains the details of Event like EventId and EventName for Benefit Event. This is used to configure a benefit event.

### Note

This API is read-only. To create or edit data, please use imports function.

## Supported Operations

Query

## Use Case

### Request

Operation	Query
HTTP Method	GET
URI	<code>https://&lt;api-server&gt;/odata/v2/BenefitEvent(effectiveStartDate=datetime'2017-10-02T00:00:00',id=694L)?\$format=json</code>

### Response

```
{
  "d": {
    "results": [
      {
        "__metadata": {
          "uri": "https://<api-server>/odata/v2/BenefitEvent",
          "type": "SFOData. BenefitEvent"
        },
        "eventCode": "Newhireevent",
        "eventId": "NEW HIRE",
        "effectiveStartDate": "/Date(1496016000000)/",
        "eventName": "newHire",
        "createdBy": "admin",
        "lastModifiedBy": "admin",
        "createdDateTime": "/Date(1496123038000+0000)/",
        "lastModifiedDateTime": "/Date(1496123038000+0000)/",
        "mdfSystemRecordStatus": "N",
        "mdfSystemRecordStatusNav": {
          "__deferred": {
            "uri": "https://<api-server>/odata/v2/BenefitEvent(/
mdfSystemRecordStatusNav"
          }
        }
      }
    ]
  }
}
```

```
}  
}
```

## Related Information

[SAP Business Accelerator Hub: BenefitEvent](#)

### 9.4.10.57 BenefitLifeEvent

This entity contains the details of the Benefit Event, Legal Entity and Exception Window Rule for Life Event Configuration. This is used to configure Life Event Configuration for particular legal Entity and will be used for creating exception for particular user.

#### Note

This API is read-only. To create or edit data, please use imports function.

## Supported Operations

Query

## Use Case

### Request

Operation	Query
HTTP Method	GET
URI	<code>https://&lt;api-server&gt;/odata/v2/ BenefitLifeEventConfiguration(effectiveStartDate=datetime'2017-10-02T00:00:00',id=694L)/\$format=json</code>

### Response

```
{  
  "d": {  
    "results": [  
      {  
        "__metadata": {  
          "uri": "https://<api-server>/odata/v2/  
BenefitLifeEventConfiguration",
```



## Use Case: Query by Key

### Request

Operation	Query
HTTP Method	GET
URI	https://<api-server>/odata/v2/ BenefitDeductibleAllowanceEnrollment(effectiveStartDate=datetime'2017-10-02T00:00:00',id=694L)?\$format=json

### Response

```
{
  "d": {
    "results": [
      {
        "__metadata": {
          "uri": "https://<api-server>/odata/v2/  
BenefitDeductibleAllowanceEnrollment",
          "type": "SFOData. BenefitDeductibleAllowanceEnrollment"
        },
        "id": "2L",
        "employeeContribution": "1000",
        "employerContribution": "1500",
        "employeeContributionPayComponent": "PayComponent",
        "employerContributionPayComponent": "PayComponent",
        "createdBy": "admin",
        "lastModifiedBy": "admin",
        "createdDateTime": "/Date(1496123038000+0000)/",
        "lastModifiedDateTime": "/Date(1496123038000+0000)/",
        "mdfSystemRecordStatus": "N",
        "employeeContributionPayComponentNav": {
          "__deferred": {
            "uri": "https://<api-server>/odata/v2/  
BenefitDeductibleAllowanceEnrollment/employeeContributionPayComponentNav "
          },
          "employerContributionPayComponentNav": {
            "__deferred": {
              "uri": "https://<api-server>/odata/v2/  
BenefitDeductibleAllowanceEnrollment/employerContributionPayComponentNav "
            },
            "mdfSystemRecordStatusNav": {
              "__deferred": {
                "uri": "https://<api-server>/odata/v2/  
BenefitDeducibleAllowanceEnrollment(/mdfSystemRecordStatusNav"
              }
            }
          }
        }
      }
    ]
  }
}
```

## Related Information

[SAP Business Accelerator Hub: BenefitDeductibleAllowanceEnrollment](#)

### 9.4.10.59 BenefitsIntegrationRecurringInfo

This entity contains Benefit Recurring amounts that aren't payments or deductions such as Employer contribution and Fixed amount imputed income. This can be used to replicate or integrate the benefit recurring amounts to the payroll system.

## Supported Operations

Query

## Properties and Navigation Properties

This section lists only the properties and navigation properties that require special business logic, permission, or other additional information. For more information, refer to the API dictionary in [Admin Center](#) [API Center](#) [OData API Data Dictionary](#) or the API metadata using query: `https://<api-server>/odata/v2/<Entity>/$metadata`.

## Properties

Property	Description
externalCode	The object is populated from code and hence external code is filled with UUID.
benefit	This holds the MDF reference to Benefit object.
payComponent	This holds the FO reference to PayComponentEO object.
benefitEnrollment	This holds the MDF reference to BenefitEnrollment object.
benefitSchedulePeriod	This holds the MDF reference to BenefitSchedulePeriod object.
unitOfMeasure	This holds the MDF reference to UnitOfMeasure object.
workerId	This holds Employee's Users Sys ID.
currency	This holds the MDF reference to Currency object.

Property	Description
frequency	This holds the FO reference to FrequencyEO object.

## Use Case 1: Get the recurring amounts for an <employee> 'admin'

### Request

Operation	Query
HTTP Method	GET
URI	https://<api-server>/odata/v2/public/BenefitsIntegrationRecurringInfo?\$format=json

### Response

```
{
  "d": {
    "results": [
      {
        "__metadata": {
          "uri": "https://<api-server>/odata/v2/BenefitsIntegrationRecurringInfo(id='26ADEA5250C94889B7F12A2CF3166DC7',payCompBeginDate=datetime'2019-09-16T00:00:00')",
          "type": "SFOData.BenefitsIntegrationRecurringInfo"
        },
        "payCompBeginDate": "/Date(1568592000000)/",
        "id": "26ADEA5250C94889B7F12A2CF3166DC7",
        "lastModifiedDate": "/Date(1568484360000+0000)/",
        "benefitSchedulePeriod": "25219",
        "createdDateTime": "/Date(1568484360000+0000)/",
        "frequency": "ANN",
        "reference": null,
        "externalName":
"admin_InsuranceTestmanual_INSURANCE_EMPLOYER_CONTRIBUTION",
        "currency": "USD",
        "value": "10000",
        "payComponent": "HR-UK",
        "workerId": "admin",
        "unitOfMeasure": null,
        "lastModifiedBy": "admin",
        "benefit": "37776",
        "benefitEnrollment": "E08DA731378B418299B0607A69C1FE37",
        "payCompEndDate": "/Date(1568678400000)/",
        "recordStatus": "N",
        "createdBy": "admin",
        "category": "INSURANCE_EMPLOYER_CONTRIBUTION",
        "createdByNav": {
          "__deferred": {
            "uri": "https://<api-server>/odata/v2/BenefitsIntegrationRecurringInfo(id='26ADEA5250C94889B7F12A2CF3166DC7',payCompBeginDate=datetime'2019-09-16T00:00:00')/createdByNav"
          }
        },
        "frequencyNav": {
          "__deferred": {

```

```

        "uri": "https://<api-server>/odata/v2/
BenefitsIntegrationRecurringInfo(id='26ADEA5250C94889B7F12A2CF3166DC7',payCompBeginD
ate=datetime'2019-09-16T00:00:00')/frequencyNav"
    },
    "lastModifiedByNav": {
        "__deferred": {
            "uri": "https://<api-server>/odata/v2/
BenefitsIntegrationRecurringInfo(id='26ADEA5250C94889B7F12A2CF3166DC7',payCompBeginD
ate=datetime'2019-09-16T00:00:00')/lastModifiedByNav"
        }
    },
    "currencyNav": {
        "__deferred": {
            "uri": "https://<api-server>/odata/v2/
BenefitsIntegrationRecurringInfo(id='26ADEA5250C94889B7F12A2CF3166DC7',payCompBeginD
ate=datetime'2019-09-16T00:00:00')/currencyNav"
        }
    },
    "workerIdNav": {
        "__deferred": {
            "uri": "https://<api-server>/odata/v2/
BenefitsIntegrationRecurringInfo(id='26ADEA5250C94889B7F12A2CF3166DC7',payCompBeginD
ate=datetime'2019-09-16T00:00:00')/workerIdNav"
        }
    },
    "benefitSchedulePeriodNav": {
        "__deferred": {
            "uri": "https://<api-server>/odata/v2/
BenefitsIntegrationRecurringInfo(id='26ADEA5250C94889B7F12A2CF3166DC7',payCompBeginD
ate=datetime'2019-09-16T00:00:00')/benefitSchedulePeriodNav"
        }
    },
    "categoryNav": {
        "__deferred": {
            "uri": "https://<api-server>/odata/v2/
BenefitsIntegrationRecurringInfo(id='26ADEA5250C94889B7F12A2CF3166DC7',payCompBeginD
ate=datetime'2019-09-16T00:00:00')/categoryNav"
        }
    },
    "payComponentNav": {
        "__deferred": {
            "uri": "https://<api-server>/odata/v2/
BenefitsIntegrationRecurringInfo(id='26ADEA5250C94889B7F12A2CF3166DC7',payCompBeginD
ate=datetime'2019-09-16T00:00:00')/payComponentNav"
        }
    },
    "benefitNav": {
        "__deferred": {
            "uri": "https://<api-server>/odata/v2/
BenefitsIntegrationRecurringInfo(id='26ADEA5250C94889B7F12A2CF3166DC7',payCompBeginD
ate=datetime'2019-09-16T00:00:00')/benefitNav"
        }
    },
    "wfRequestNav": {
        "__deferred": {
            "uri": "https://<api-server>/odata/v2/
BenefitsIntegrationRecurringInfo(id='26ADEA5250C94889B7F12A2CF3166DC7',payCompBeginD
ate=datetime'2019-09-16T00:00:00')/wfRequestNav"
        }
    },
    "benefitEnrollmentNav": {
        "__deferred": {
            "uri": "https://<api-server>/odata/v2/
BenefitsIntegrationRecurringInfo(id='26ADEA5250C94889B7F12A2CF3166DC7',payCompBeginD
ate=datetime'2019-09-16T00:00:00')/benefitEnrollmentNav"
        }
    },
}

```



```

        "recordStatusNav": {
            "__deferred": {
                "uri": "https://<api-server>/odata/v2/
BenefitsIntegrationRecurringInfo(id='26ADEA5250C94889B7F12A2CF3166DC7',payCompBeginD
ate=datetime'2019-09-16T00:00:00')/recordStatusNav"
            }
        }
    ]
}

```

## Related Information

[SAP Business Accelerator Hub: BenefitsIntegrationRecurringInfo](#)

### 9.4.10.60 BenefitPensionAdditionalContributionLimits

This `BenefitPensionAdditionalContributionLimits` entity contains information about the minimum and maximum limits of Additional Voluntary Contribution (AVC) from an employee. Additional Voluntary Contribution is supported only for the pension/retirement plan type *Workplace* with contribution options as *Employee with Employer Match* or *Minimum and Maximum Limits*.

## Supported Operations

Query

## Properties and Navigation Properties

This section lists only the properties and navigation properties that require special business logic, permission, or other additional information. For more information, refer to the API dictionary in [Admin Center](#) [API Center](#) [OData API Data Dictionary](#) or the API metadata using query: `https://<api-server>/odata/v2/<Entity>/$metadata`.

### Properties

Property	Description
<code>contributionLimitId</code>	This field returns the external code or UUID.
<code>contributionLimitName</code>	This field returns the name of the configured object.

Property	Description
effectiveStartDate	This field returns the effective start date of the configured object.
currency	This field returns the currency maintained in the configured object.
minAdditionalContributionAmount	This field returns the minimum or lower limit of Additional Voluntary Contribution for the employee.
maxAdditionalContributionAmount	This field returns the maximum or upper limit of Additional Voluntary Contribution for the employee.

## Use Case: Get the BenefitPensionAdditionalContributionLimits Objects Created in the System

This example show how to get all the BenefitPensionAdditionalContributionLimits objects created in the system.

### Request

Operation	Query
HTTP Method	GET
URI	https://<api-server>/odata/v2/ BenefitPensionAdditionalContributionLimits?\$format=json

### Response

```
{
  "d": {
    "results": [
      {
        "__metadata": {
          "uri": "https://<api-server>/odata/v2/  
BenefitPensionAdditionalContributionLimits(contributionLimitId='AVC',effectiveStartD  
ate=datetime'2021-01-01T00:00:00')",
          "type": "SFOData.BenefitPensionAdditionalContributionLimits"
        },
        "contributionLimitId": "AVC",
        "effectiveStartDate": "/Date(1609459200000)/",
        "effectiveEndDate": "/Date(253402214400000)/",
        "lastModifiedDateTime": "/Date(1624364816000+0000)/",
        "contributionLimitName": "AVC",
        "lastModifiedBy": "admin",
        "createdDateTime": "/Date(1624364816000+0000)/",
        "mdfSystemRecordStatus": "N",
        "minAdditionalContributionAmount": "10",
        "maxAdditionalContributionAmount": "10",
        "createdBy": "admin",
        "currency": "USD",
        "currencyNav": {
          "__deferred": {
```

```

        "uri": "https://<api-server>/odata/v2/
BenefitPensionAdditionalContributionLimits(contributionLimitId='AVC',effectiveStartD
ate=datetime'2021-01-01T00:00:00')/currencyNav"
    },
    "createdByNav": {
        "__deferred": {
            "uri": "https://<api-server>/odata/v2/
BenefitPensionAdditionalContributionLimits(contributionLimitId='AVC',effectiveStartD
ate=datetime'2021-01-01T00:00:00')/createdByNav"
        }
    },
    "wfRequestNav": {
        "__deferred": {
            "uri": "https://<api-server>/odata/v2/
BenefitPensionAdditionalContributionLimits(contributionLimitId='AVC',effectiveStartD
ate=datetime'2021-01-01T00:00:00')/wfRequestNav"
        }
    },
    "lastModifiedByNav": {
        "__deferred": {
            "uri": "https://<api-server>/odata/v2/
BenefitPensionAdditionalContributionLimits(contributionLimitId='AVC',effectiveStartD
ate=datetime'2021-01-01T00:00:00')/lastModifiedByNav"
        }
    },
    "mdfSystemRecordStatusNav": {
        "__deferred": {
            "uri": "https://<api-server>/odata/v2/
BenefitPensionAdditionalContributionLimits(contributionLimitId='AVC',effectiveStartD
ate=datetime'2021-01-01T00:00:00')/mdfSystemRecordStatusNav"
        }
    }
}
]
}
}

```

## Related Information

[SAP Business Accelerator Hub: BenefitPensionAdditionalContributionLimits](#)

### 9.4.10.61 BenefitPensionMinMaxContributionLimits

The `BenefitPensionMinMaxContributionLimits` contains the minimum and maximum limits of employee and employer contribution values for pension type *Workplace*.

## Supported Operations

Query

## Properties and Navigation Properties

This section lists only the properties and navigation properties that require special business logic, permission, or other additional information. For more information, refer to the API dictionary in [Admin Center](#) [API Center](#) [OData API Data Dictionary](#) or the API metadata using query: `https://<api-server>/odata/v2/<Entity>/$metadata`.

### Properties

Property	Description
<code>configurationTableId</code>	This field returns the external code or UUID.
<code>configurationTableName</code>	This field returns the name of the configured object.
<code>currency</code>	This field returns the currency.
<code>eeMinContributionPercentage</code>	This field returns the employee minimum contribution percentage.
<code>eeMinContributionAmount</code>	This field returns the employee minimum contribution amount.
<code>eeMaxContributionPercentage</code>	This field returns the employee maximum contribution percentage.
<code>eeMaxContributionAmount</code>	This field returns the employee maximum contribution amount.
<code>erMinContributionPercentage</code>	This field returns the employer minimum contribution percentage.
<code>erMinContributionAmount</code>	This field returns the employer minimum contribution amount.
<code>erMaxContributionPercentage</code>	This field returns the employer maximum contribution percentage.
<code>erMaxContributionAmount</code>	This field returns the employer maximum contribution amount.
<code>eeDefaultPercentage</code>	This field returns the default employee contribution percentage.
<code>eeDefaultAmount</code>	This field returns the default employee contribution amount.
<code>erDefaultPercentage</code>	This field returns the default employer contribution percentage.
<code>erDefaultAmount</code>	This field returns the default employer contribution amount.

## Use Case: Get the BenefitPensionMinMaxContributionLimits Entries

This example shows how to get all the BenefitPensionMinMaxContributionLimits objects created in the system.

### Request

Operation	Query
HTTP Method	GET
URI	https://<api-server>/odata/v2/ BenefitPensionMinMaxContributionLimits?\$format=json

### Response

```
{
  "d": {
    "results": [
      {
        "__metadata": {
          "uri": "https://<api-server>/odata/v2/  
BenefitPensionMinMaxContributionLimits(configurationTableId='MINMAX',effectiveStartDate=datetime'2021-01-01T00:00:00')",
          "type": "SFOData.BenefitPensionMinMaxContributionLimits"
        },
        "effectiveStartDate": "/Date(1609459200000)/",
        "configurationTableId": "MINMAX",
        "effectiveEndDate": "/Date(253402214400000)/",
        "lastModifiedDate": "/Date(1622009350000+0000)/",
        "eeDefaultPercentage": null,
        "configurationTableName": "MINMAXCONFIG",
        "createdDateTime": "/Date(1622009350000+0000)/",
        "eeMaxContributionAmount": null,
        "erMaxContributionAmount": null,
        "eeMinContributionPercentage": "10",
        "eeMinContributionAmount": "150",
        "eeDefaultAmount": null,
        "currency": "USD",
        "eeMaxContributionPercentage": null,
        "lastModifiedBy": "sriadmin",
        "erDefaultPercentage": null,
        "mdfSystemRecordStatus": "N",
        "erDefaultAmount": null,
        "createdBy": "sriadmin",
        "erMinContributionPercentage": "12",
        "erMaxContributionPercentage": null,
        "erMinContributionAmount": "200",
        "createdByNav": {
          "__deferred": {
            "uri": "https://<api-server>/odata/v2/  
BenefitPensionMinMaxContributionLimits(configurationTableId='MINMAX',effectiveStartDate=datetime'2021-01-01T00:00:00')/createdByNav"
          }
        },
        "lastModifiedByNav": {
          "__deferred": {
            "uri": "https://<api-server>/odata/v2/  
BenefitPensionMinMaxContributionLimits(configurationTableId='MINMAX',effectiveStartDate=datetime'2021-01-01T00:00:00')/lastModifiedByNav"
          }
        },
        "mdfSystemRecordStatusNav": {
          "__deferred": {

```



➤ [OData API Data Dictionary](#) or the API metadata using query: `https://<api-server>/odata/v2/<Entity>/$metadata`.

## Properties

Property	Description
configurationCode	This field returns the external code or UUID.
benefitsGroupName	This field returns the benefit group name.
benefitsGroupStyle	This field returns the benefit group style.
benefits	This field returns the list of benefits.

## Use Case: Get the ConfigureBenefitsGroupforEnrollmentProcess Entries

This example shows how to get all the ConfigureBenefitsGroupforEnrollmentProcess

### Request

Operation	Query
HTTP Method	GET
URI	<code>https://&lt;hostname&gt;/odata/v2/ConfigureBenefitsGroupforEnrollmentProcess?\$format=json</code>

### Response

```
{
  "d": {
    "results": [
      {
        "__metadata": {
          "uri": "https://<api-server>/odata/v2/ConfigureBenefitsGroupforEnrollmentProcess(BenefitEnrollmentProcessConfiguration_configurationCode='123',BenefitEnrollmentProcessConfiguration_effectiveFrom=datetime'2022-10-21T00:00:00',configurationCode='DFEB2E5DE2D84D1199FEA53718A58B58')",
          "type": "SFOData.ConfigureBenefitsGroupforEnrollmentProcess"
        },
        "BenefitEnrollmentProcessConfiguration_configurationCode": "123",
        "BenefitEnrollmentProcessConfiguration_effectiveFrom": "/Date(1666310400000)/",
        "configurationCode": "DFEB2E5DE2D84D1199FEA53718A58B58",
        "benefitsGroupStyle": "LINEAR",
        "lastModifiedDateTime": "/Date(1666330207000+0000)/",
        "lastModifiedBy": "admin",
        "createdDateTime": "/Date(1666330207000+0000)/",
        "mdfSystemRecordStatus": "N",
        "createdBy": "admin",
        "benefitsGroupName": "123",
        "benefits": {
          "__deferred": {
            "uri": "https://<api-server>/odata/v2/ConfigureBenefitsGroupforEnrollmentProcess(BenefitEnrollmentProcessConfiguration_con"
```





## Supported Operations

Query

## Properties and Navigation Properties

This section lists only the properties and navigation properties that require special business logic, permission, or other additional information. For more information, refer to the API dictionary in [Admin Center](#) [API Center](#) [OData API Data Dictionary](#) or the API metadata using query: `https://<api-server>/odata/v2/<Entity>/$metadata`.

### Navigation Properties

Navigation Property	Related Entity	Description
Benefits	Benefit	Navigation to the benefit

## Use Case

### Request

Operation	Query
HTTP Method	GET
URI	<code>https://&lt;API-Server&gt;/odata/v2/ConfigurationProcessingLogDetails?\$format=json</code>

### Response

```
"d": {
  "results": [{
    "__metadata": {
      "uri": "https://<api-server>/odata/v2/ConfigurationProcessingLogDetails",
      "type": "SFOData.ConfigurationProcessingLogDetails"
    },
    "processingLogDetailsId": "processingLogDetailsId1",
    "benefit": "benefit1",
    "enrollmentId": "enrollmentId1",
    "exceptionId": "exceptionId1",
    "processedStatus": "SUCCESS",
    "processedResultDetail": "success",
    "mdfSystemRecordStatus": "N",
    "mdfSystemRecordStatusNav": {
      "__deferred": {
        "uri": "https://<api-server>/odata/v2/ConfigurationProcessingLogDetails(/mdfSystemRecordStatusNav"
      }
    }
  ]
}
```

```
} ]  
}
```

## 9.4.10.64 EventDeterminationRuleConfiguration

This entity contains Benefit Events Determination Rule, Apply Rule to All Legal Entities and Applicable Legal Entities. This object is used to configure the rule for Benefits Event Determination.

### Note

This API is read-only. To create or edit data, please use imports function.

## Supported Operations

Query

## Properties and Navigation Properties

This section lists only the properties and navigation properties that require special business logic, permission, or other additional information. For more information, refer to the API dictionary in [Admin Center](#) > [API Center](#) > [OData API Data Dictionary](#) or the API metadata using query: `https://<api-server>/odata/v2/<Entity>/$metadata`.

## Navigation Properties

Navigation Property	Related Entity	Description
Benefits	Benefit	Navigation to the benefit

## Use Case

### Request

Operation	Query
HTTP Method	GET
URI	<code>https://&lt;API-Server&gt;/odata/v2/EventDeterminationRuleConfiguration?\$format=json</code>

## Response

```
"d": {
  "results": [{
    "__metadata": {
      "uri": "https://<api-server>/odata/v2/
EventDeterminationRuleConfiguration ",
      "type": "SFOData.EventDeterminationRuleConfiguration "
    },
    "benefitEventRule": "benefitEventRule1",
    "eventRuleApplicableFor": "ALL_LEGAL_ENTITIES",
    "legalEntityListForEventRule": "legalEntityListForEventRule1",
    "mdfSystemRecordStatus": "N",
    "mdfSystemRecordStatusNav": {
      "__deferred": {
        "uri": "https://<api-server>/odata/v2/
EventDeterminationRuleConfiguration(/mdfSystemRecordStatusNav"
      }
    }
  }
]}
}
```

## 9.4.10.65 EmployeeDismissalProtection

This entity provides ability for the user to create, modify, or delete EmployeeDismissalProtection entity. It also provides the ability to link the EmployeeDismissalProtection to EmployeeDismissalProtectionDetail.

### Note

This API is read-only. To create or edit data, please use imports function.

## Supported Operations

Query, Insert, Upsert, Delete

## Use Case: Query the EmployeeDismissalProtection for a single user

### Request

Operation	Query
HTTP Method	GET
URI	https://<api-server>/odata/v2/<Your Input>

### Response

```
{
```

```

    "d": {
      "__metadata": {
        "uri": "https://<api-server>/odata/v2/restricted/EmployeeDismissalProtection('SouzaB')",
        "type": "SFOData.EmployeeDismissalProtection"
      },
      "workerId": "SouzaB",
      "createdBy": "sriadmin",
      "lastModifiedBy": "sriadmin",
      "createdDateTime": "/Date(1539065659000+0000)/",
      "lastModifiedDateTime": "/Date(1539065718000+0000)/",
      "mdfSystemRecordStatus": "N",
      "wfRequestNav": {
        "__deferred": {
          "uri": "https://<api-server>/odata/v2/restricted/EmployeeDismissalProtection('SouzaB')/wfRequestNav"
        }
      },
      "workerIdNav": {
        "__deferred": {
          "uri": "https://<api-server>/odata/v2/restricted/EmployeeDismissalProtection('SouzaB')/workerIdNav"
        }
      },
      "empDismissalProtectionDetails": {
        "__deferred": {
          "uri": "https://<api-server>/odata/v2/restricted/EmployeeDismissalProtection('SouzaB')/empDismissalProtectionDetails"
        }
      },
      "mdfSystemRecordStatusNav": {
        "__deferred": {
          "uri": "https://<api-server>/odata/v2/restricted/EmployeeDismissalProtection('SouzaB')/mdfSystemRecordStatusNav"
        }
      }
    }
  }
}

```

## Use Case: Upsert new EmployeeDismissalProtection record

### Request

Operation	Query
HTTP Method	GET
URI	http://<api-server>/odata/v2/upsert
Payload	<pre> {   "__metadata": {     "uri": "https://&lt;api-server&gt;/odata/v2/restricted/EmployeeDismissalProtection('fdgg45')",     "type": "SFOData.EmployeeDismissalProtection"   },   "workerId": "fdgg45" } </pre>

## Response

```
<?xml version="1.0" encoding="utf-8"?>
<feed
  xmlns="http://www.w3.org/2005/Atom"
  xmlns:m="http://schemas.microsoft.com/ado/2007/08/dataservices/metadata"
  xmlns:d="http://schemas.microsoft.com/ado/2007/08/dataservices">
  <entry>
    <content type="application/xml">
      <m:properties>
        <d:key m:null="true"></d:key>
        <d:status>OK</d:status>
        <d:editStatus>UPSERTED</d:editStatus>
        <d:message m:null="true"></d:message>
        <d:index m:type="Edm.Int32">0</d:index>
        <d:httpCode m:type="Edm.Int32">200</d:httpCode>
        <d:inlineResults m:type="Bag(SFODData.UpsertResult)"></
d:inlineResults>
      </m:properties>
    </content>
  </entry>
</feed>
```

## Related Information

[SAP Business Accelerator Hub: EmployeeDismissalProtection](#)

### 9.4.10.66 EmployeeDismissalProtectionDetail

This entity provides ability for the user to create, modify or delete EmployeeDismissalProtectionDetail entity.

#### Note

This API is read-only. To create or edit data, please use imports function.

## Supported Operations

Query, Insert, Upsert, Delete

## Use Case: Query the EmployeeDismissalProtection for a single user


## Request

Operation	Query
HTTP Method	GET
URI	https://<api-server>/odata/v2/ EmployeeDismissalProtectionDetail? \$filter=EmployeeDismissalProtection_worker Id eq 'SouzaB'

## Response

### Sample Code

```
{
  "d": {
    "results": [
      {
        "__metadata": {
          "uri": "https://<api-server>/odata/v2/restricted/  
EmployeeDismissalProtectionDetail(EmployeeDismissalProtection_workerId='SouzaB',e  
xternalCode='80A2D2A19694440CB1261E3D91629AEC')",
          "type": "SFOData.EmployeeDismissalProtectionDetail"
        },
        "EmployeeDismissalProtection_workerId": "SouzaB",
        "externalCode": "80A2D2A19694440CB1261E3D91629AEC",
        "protectionStartDate": "/Date(1483228800000)/",
        "createdBy": "sriadmin",
        "lastModifiedBy": "sriadmin",
        "createdDateTime": "/Date(1539065718000+0000)/",
        "lastModifiedDateTime": "/Date(1539065718000+0000)/",
        "dismissalProtectionType": "Military Service1",
        "protectionEndDate": "/Date(1514678400000)/",
        "mdfSystemRecordStatus": "N",
        "mdfSystemRecordStatusNav": {
          "__deferred": {
            "uri": "https://<api-server>/odata/v2/restricted/  
EmployeeDismissalProtectionDetail(EmployeeDismissalProtection_workerId='SouzaB',e  
xternalCode='80A2D2A19694440CB1261E3D91629AEC')/mdfSystemRecordStatusNav"
          }
        }
      },
      {
        "__metadata": {
          "uri": "https://<api-server>/odata/v2/restricted/  
EmployeeDismissalProtectionDetail(EmployeeDismissalProtection_workerId='SouzaB',e  
xternalCode='6C173388CB3F45A4A10967B4C5D7162D')",
          "type": "SFOData.EmployeeDismissalProtectionDetail"
        },
        "EmployeeDismissalProtection_workerId": "SouzaB",
        "externalCode": "6C173388CB3F45A4A10967B4C5D7162D",
        "protectionStartDate": "/Date(1535760000000)/",
        "createdBy": "sriadmin",
        "lastModifiedBy": "sriadmin",
        "createdDateTime": "/Date(1539065659000+0000)/",
        "lastModifiedDateTime": "/Date(1539065659000+0000)/",
        "dismissalProtectionType": "paternity",
        "protectionEndDate": "/Date(1546214400000)/",
        "mdfSystemRecordStatus": "N",
        "mdfSystemRecordStatusNav": {
          "__deferred": {
            "uri": "https://<api-server>/odata/v2/restricted/  
EmployeeDismissalProtectionDetail(EmployeeDismissalProtection_workerId='SouzaB',e  
xternalCode='6C173388CB3F45A4A10967B4C5D7162D')/mdfSystemRecordStatusNav"
          }
        }
      }
    ]
  }
}
```



## Use Case: Upsert new EmployeeDismissalProtectionDetail record

### Request

Operation	Query
HTTP Method	GET
URI	http://<api-server>/odata/v2/upsert
Payload	<pre>{   "__metadata": {     "uri": "https://&lt;api-server&gt;/odata/v2//EmployeeDismissalProtectionDetail",     "type": "SFOData.EmployeeDismissalProtectionDetail"   },   "EmployeeDismissalProtection_workerId": "SouzaB",   "protectionStartDate": "/Date(1483228800000)/",   "dismissalProtectionType": "Military Service1",   "protectionEndDate": "/Date(1514677700000)/" }</pre>

### Response

```
<?xml version="1.0" encoding="utf-8"?>
<feed
  xmlns="http://www.w3.org/2005/Atom"
  xmlns:m="http://schemas.microsoft.com/ado/2007/08/dataservices/metadata"
  xmlns:d="http://schemas.microsoft.com/ado/2007/08/dataservices">
  <entry>
    <content type="application/xml">
      <m:properties>
        <d:key m:null="true"></d:key>
        <d:status>OK</d:status>
        <d:editStatus>UPSERTED</d:editStatus>
        <d:message m:null="true"></d:message>
        <d:index m:type="Edm.Int32">0</d:index>
        <d:httpCode m:type="Edm.Int32">200</d:httpCode>
        <d:inlineResults m:type="Bag(SFOData.UpsertResult)"></d:inlineResults>
      </m:properties>
    </content>
  </entry>
</feed>
```

```
</entry>
</feed>
```

## Related Information

[SAP Business Accelerator Hub: EmployeeDismissalProtectionDetail](#)

### 9.4.10.67 EmployeeSeniority

This object is used to maintain the seniority details of the employee. Seniority details includes Seniority Type, Seniority Years, Seniority Months and Seniority Days.

#### Note

This API is read-only. To create or edit data, please use imports function.

## Supported Operations

Query

## Use Case

### Request

Operation	Query
HTTP Method	GET
URI	<code>https://&lt;api-server&gt;/odata/v2/ EmployeeSeniority(effectiveStartDate=datetime'2017-10-02T00 :00:00',id=694L)/\$format=json</code>

### Response

```
{
  "d": {
    "results": [
      {
        "__metadata": {
          "uri": "https://<api-server>/odata/v2/ EmployeeSeniority",
          "type": "SFOData. EmployeeSeniority"
        },
        "user": "user",
        "validOn": "/Date(1496016000000)/",
      }
    ]
  }
}
```





Property	Description
configurationName	This field returns the name of the configured object.
employeeWithEmployerMatchContributionEntries	This field returns composite child association which holds the list of employee employer matching contribution percentage entries.

## Use Case: Get the EmployeeWithEmployerMatchContributions Objects Created in the System

This example shows how to get all the EmployeeWithEmployerMatchContributions objects created in the system.

### Request

Operation	Query
HTTP Method	GET
URI	https://<api-server>/odata/v2/ EmployeeWithEmployerMatchContributions?\$format=json

### Response

```
{
  "d": {
    "results": [
      {
        "__metadata": {
          "uri": "https://<api-server>/odata/v2/  
EmployeeWithEmployerMatchContributions(configurationId='EE_ER_MATCH1',effectiveStart  
Date=datetime'2021-01-01T00:00:00')",
          "type": "SFOData.EmployeeWithEmployerMatchContributions"
        },
        "effectiveStartDate": "/Date(1609459200000)/",
        "configurationId": "EE_ER_MATCH1",
        "effectiveEndDate": "/Date(253402214400000)/",
        "lastModifiedDate": "/Date(1612385958000+0000)/",
        "lastModifiedBy": "admin",
        "configurationName": "EE_ER_MATCH1",
        "createdDateTime": "/Date(1612385910000+0000)/",
        "mdfSystemRecordStatus": "N",
        "createdBy": "admin",
        "createdByNav": {
          "__deferred": {
            "uri": "https://<api-server>/odata/v2/  
EmployeeWithEmployerMatchContributions(configurationId='EE_ER_MATCH1',effectiveStart  
Date=datetime'2021-01-01T00:00:00')/createdByNav"
          }
        },
        "wfRequestNav": {
          "__deferred": {
            "uri": "https://<api-server>/odata/v2/  
EmployeeWithEmployerMatchContributions(configurationId='EE_ER_MATCH1',effectiveStart  
Date=datetime'2021-01-01T00:00:00')/wfRequestNav"
          }
        }
      }
    ]
  }
}
```

```

    },
    "lastModifiedByNav": {
      "__deferred": {
        "uri": "https://<api-server>/odata/v2/EmployeeWithEmployerMatchContributions(configurationId='EE_ER_MATCH1',effectiveStartDate=datetime'2021-01-01T00:00:00')/lastModifiedByNav"
      }
    },
    "employeeWithEmployerMatchContributionEntries": {
      "__deferred": {
        "uri": "https://<api-server>/odata/v2/EmployeeWithEmployerMatchContributions(configurationId='EE_ER_MATCH1',effectiveStartDate=datetime'2021-01-01T00:00:00')/employeeWithEmployerMatchContributionEntries"
      }
    },
    "mdfSystemRecordStatusNav": {
      "__deferred": {
        "uri": "https://<api-server>/odata/v2/EmployeeWithEmployerMatchContributions(configurationId='EE_ER_MATCH1',effectiveStartDate=datetime'2021-01-01T00:00:00')/mdfSystemRecordStatusNav"
      }
    }
  }
}
]
}
}

```

## Related Information

[SAP Business Accelerator Hub: EmployeewithEmployerMatchContributions](#)

### 9.4.10.69 EmployeeWithEmployerMatchContributionEntries

This entity contains a single set of contribution values that matches one employee contribution percentage with the corresponding employer contribution percentage for pension plan type *Workplace*. An instance of this entity is a single entry in the parent entity EmployeeWithEmployerMatchContributions.

## Supported Operations

Query

## Properties and Navigation Properties

This section lists only the properties and navigation properties that require special business logic, permission, or other additional information. For more information, refer to the API dictionary in [Admin Center](#) [API Center](#) [OData API Data Dictionary](#) or the API metadata using query: `https://<api-server>/odata/v2/<Entity>/$metadata`.

## Properties

Property	Description
eeERMatchValuesID	This is the external code and is populated automatically during creation of the parent object.
eeContributionPercentage	This is the contribution percentage from the employee.
erContributionPercentage	This is the contribution percentage from the employer.
isDefault	This represents whether an entry of this object shall be treated as the default entry for its parent object. It can be true for only one entry.

## Use Case: Get the Employee and Employer Matching Contribution Entries

This example shows how to get all the employee and employer matching contribution entries.

### Request

Operation	Query
HTTP Method	GET
URI	<code>https://&lt;api-server&gt;/odata/v2/ EmployeeWithEmployerMatchContributionEntries?\$format=json</code>

### Response

```
{
  "d": {
    "results": [
      {
        "__metadata": {
          "uri": "https://<api-server>/odata/v2/  
EmployeeWithEmployerMatchContributionEntries(EmployeeWithEmployerMatchContributions_  
configurationId='EE_ER_MATCH1',EmployeeWithEmployerMatchContributions_effectiveStart  
Date=datetime'2021-01-01T00:00:00',eeERMatchValuesID='9CCA5BF86F59405481D3D08F3D5198  
D0')",
          "type": "SFOData.EmployeeWithEmployerMatchContributionEntries"
        },
        "EmployeeWithEmployerMatchContributions_configurationId": "EE_ER_MATCH1",
        "EmployeeWithEmployerMatchContributions_effectiveStartDate": "/  
Date(1609459200000)/",
        "eeERMatchValuesID": "9CCA5BF86F59405481D3D08F3D5198D0",
        "eeContributionPercentage": "2.67",
        "lastModifiedDateTime": "/Date(1612385958000+0000)/",
        "lastModifiedBy": "admin",
        "createdDateTime": "/Date(1612385910000+0000)/",
        "mdfSystemRecordStatus": "N",
        "isDefault": true,
        "createdBy": "admin",
        "erContributionPercentage": "4",
        "createdByNav": {
          "__deferred": {
```

```

        "uri": "https://<api-server>/odata/v2/
EmployeeWithEmployerMatchContributionEntries(EmployeeWithEmployerMatchContributions_
configurationId='EE_ER_MATCH1',EmployeeWithEmployerMatchContributions_effectiveStart
Date=datetime'2021-01-01T00:00:00',eeERMatchValuesID='9CCA5BF86F59405481D3D08F3D5198
D0')/createdByNav"
    },
    "lastModifiedByNav": {
        "__deferred": {
            "uri": "https://<api-server>/odata/v2/
EmployeeWithEmployerMatchContributionEntries(EmployeeWithEmployerMatchContributions_
configurationId='EE_ER_MATCH1',EmployeeWithEmployerMatchContributions_effectiveStart
Date=datetime'2021-01-01T00:00:00',eeERMatchValuesID='9CCA5BF86F59405481D3D08F3D5198
D0')/lastModifiedByNav"
        }
    },
    "mdfSystemRecordStatusNav": {
        "__deferred": {
            "uri": "https://<api-server>/odata/v2/
EmployeeWithEmployerMatchContributionEntries(EmployeeWithEmployerMatchContributions_
configurationId='EE_ER_MATCH1',EmployeeWithEmployerMatchContributions_effectiveStart
Date=datetime'2021-01-01T00:00:00',eeERMatchValuesID='9CCA5BF86F59405481D3D08F3D5198
D0')/mdfSystemRecordStatusNav"
        }
    }
},
{
    "__metadata": {
        "uri": "https://<api-server>/odata/v2/
EmployeeWithEmployerMatchContributionEntries(EmployeeWithEmployerMatchContributions_
configurationId='EE_ER_MATCH1',EmployeeWithEmployerMatchContributions_effectiveStart
Date=datetime'2021-01-01T00:00:00',eeERMatchValuesID='13324D486F93453EA77EFDF2842B18
50')",
        "type": "SFOData.EmployeeWithEmployerMatchContributionEntries"
    },
    "EmployeeWithEmployerMatchContributions_configurationId": "EE_ER_MATCH1",
    "EmployeeWithEmployerMatchContributions_effectiveStartDate": "/
Date(1609459200000)/",
    "eeERMatchValuesID": "13324D486F93453EA77EFDF2842B1850",
    "eeContributionPercentage": "2.6",
    "lastModifiedDateTime": "/Date(1612385958000+0000)/",
    "lastModifiedBy": "admin",
    "createdDateTime": "/Date(1612385910000+0000)/",
    "mdfSystemRecordStatus": "N",
    "isDefault": false,
    "createdBy": "admin",
    "erContributionPercentage": "5",
    "createdByNav": {
        "__deferred": {
            "uri": "https://<api-server>/odata/v2/
EmployeeWithEmployerMatchContributionEntries(EmployeeWithEmployerMatchContributions_
configurationId='EE_ER_MATCH1',EmployeeWithEmployerMatchContributions_effectiveStart
Date=datetime'2021-01-01T00:00:00',eeERMatchValuesID='13324D486F93453EA77EFDF2842B18
50')/createdByNav"
        }
    },
    "lastModifiedByNav": {
        "__deferred": {
            "uri": "https://<api-server>/odata/v2/
EmployeeWithEmployerMatchContributionEntries(EmployeeWithEmployerMatchContributions_
configurationId='EE_ER_MATCH1',EmployeeWithEmployerMatchContributions_effectiveStart
Date=datetime'2021-01-01T00:00:00',eeERMatchValuesID='13324D486F93453EA77EFDF2842B18
50')/lastModifiedByNav"
        }
    },
    "mdfSystemRecordStatusNav": {
        "__deferred": {

```



## Use Case: Get the Age Range Entries for Imputed Income Calculation

This example shows how to get all the age range entries.

### Request

Operation	Query
HTTP Method	GET
URI	https://<api-server>/odata/v2/ImputedCostForAgeRanges?\$format=json

### Response

```
{
  "d": {
    "results": [
      {
        "__metadata": {
          "uri": "https://<api-server>/odata/v2/ImputedCostForAgeRanges(IRSPremiumTable_configurationId='123',IRSPremiumTable_effectiveStartDate=datetime'2021-07-19T00:00:00',externalCode='9609958F64484EFDB0F4D878CE1F45AF')",
          "type": "SFOData.ImputedCostForAgeRanges"
        },
        "IRSPremiumTable_effectiveStartDate": "/Date(1626652800000)/",
        "externalCode": "9609958F64484EFDB0F4D878CE1F45AF",
        "IRSPremiumTable_configurationId": "123",
        "lastModifiedDate": "/Date(1626703443000+0000)/",
        "lastModifiedBy": "admin",
        "createdDateTime": "/Date(1626703443000+0000)/",
        "mdfSystemRecordStatus": "N",
        "createdBy": "admin",
        "ageFrom": "1",
        "costPerAge": "100",
        "ageTo": "50",
        "createdByNav": {
          "__deferred": {
            "uri": "https://<api-server>/odata/v2/ImputedCostForAgeRanges(IRSPremiumTable_configurationId='123',IRSPremiumTable_effectiveStartDate=datetime'2021-07-19T00:00:00',externalCode='9609958F64484EFDB0F4D878CE1F45AF')/createdByNav"
          }
        },
        "lastModifiedByNav": {
          "__deferred": {
            "uri": "https://<api-server>/odata/v2/ImputedCostForAgeRanges(IRSPremiumTable_configurationId='123',IRSPremiumTable_effectiveStartDate=datetime'2021-07-19T00:00:00',externalCode='9609958F64484EFDB0F4D878CE1F45AF')/lastModifiedByNav"
          }
        },
        "mdfSystemRecordStatusNav": {
          "__deferred": {
            "uri": "https://<api-server>/odata/v2/ImputedCostForAgeRanges(IRSPremiumTable_configurationId='123',IRSPremiumTable_effectiveStartDate=datetime'2021-07-19T00:00:00',externalCode='9609958F64484EFDB0F4D878CE1F45AF')/mdfSystemRecordStatusNav"
          }
        }
      }
    ]
  }
}
```

```
}  
}
```

## Related Information

[SAP Business Accelerator Hub: ImputedCostforAgeRanges](#)

### 9.4.10.71 InsuranceBenefitDetails

This entity contains information about the fields specific to insurance type benefits. This entity is used when a new insurance type benefit is created by admin users.

#### Note

This API is read-only. To create or edit data, please use imports function.

## Supported Operations

Query

## Properties and Navigation Properties

This section lists only the properties and navigation properties that require special business logic, permission, or other additional information. For more information, refer to the API dictionary in [Admin Center](#) [API Center](#) [OData API Data Dictionary](#) or the API metadata using query: `https://<api-server>/odata/v2/<Entity>/$metadata`.

### Properties

Property	Description
externalCode	This field returns the external code or UUID.
insuranceType	This field returns the insurance type.
nomineeRelevant	This field returns whether nominee is relevant or not.
decimalPrecisionSettingForContributionAmount	This field returns if decimal precision settings are applicable.



Property	Description
defaultPlan	This field returns the default insurance plan.
defaultEnrolleeOptions	This field returns the default enrollee options.
defaultCoverage	This field returns the default coverage.
insurancePlans	This field returns the list of insurance plans
insuranceFieldConfiguration	This field returns regular enrollment screen configuration.

## Navigation Properties

Navigation Property	Related Entity	Description
InsuranceEnrollmentFieldsConfiguration	InsuranceBenefitDetails	Navigation to the composite child association which holds the list of enrolment fields and their visibility settings.

## Use Case: Get the InsuranceBenefitDetails Object

This example shows how to get the InsuranceBenefitDetails object created in the system for a particular Insurance Benefit..

### Request

Operation	Query
HTTP Method	GET
URI	<pre>https://&lt;hostname&gt;/odata/v2/ Benefit(benefitId='BEN_INS_TEST_API',effectiveStartDate=datetime'2022-11-21T00:00:00')/insuranceBenefitDetails? \$format=JSON</pre>

### Response

```
{
  "d": {
    "__metadata": {
      "uri": "https://<api-server>/odata/v2/
InsuranceBenefitDetails(Benefit_benefitId='BEN_INS_TEST_API',Benefit_effectiveStartDate=datetime'2022-11-21T00:00:00',externalCode=115789L)",
      "type": "SFOData.InsuranceBenefitDetails"
    },
    "externalCode": "115789",
    "Benefit_benefitId": "BEN_INS_TEST_API",
    "Benefit_effectiveStartDate": "/Date(1668988800000)/",
    "lastModifiedDateTime": "/Date(1675744414000+0000)/",
    "createdDateTime": "/Date(1669009894000+0000)/",
    "insuranceType": "Life Insurance",
    "nomineeRelevant": false,
  }
}
```

```

"defaultEnrolleeOptions": "SELF",
"decimalPrecisionSettingForContributionAmount": false,
"lastModifiedBy": "sriadmin",
"defaultCoverage": "11620_COV_2",
"mdfSystemRecordStatus": "N",
"enrollmentApplicableFor": null,
"createdBy": "sriadmin",
"defaultPlan": "11620_PLAN_2",
"insurancePlans": {
  "__deferred": {
    "uri": "https://<api-server>/odata/v2/
InsuranceBenefitDetails(Benefit_benefitId='BEN_INS_TEST_API',Benefit_effectiveStartD
ate=datetime'2022-11-21T00:00:00',externalCode=115789L)/insurancePlans"
  }
},
"createdByNav": {
  "__deferred": {
    "uri": "https://<api-server>/odata/v2/
InsuranceBenefitDetails(Benefit_benefitId='BEN_INS_TEST_API',Benefit_effectiveStartD
ate=datetime'2022-11-21T00:00:00',externalCode=115789L)/createdByNav"
  }
},
"enrollmentApplicableForNav": {
  "__deferred": {
    "uri": "https://<api-server>/odata/v2/
InsuranceBenefitDetails(Benefit_benefitId='BEN_INS_TEST_API',Benefit_effectiveStartD
ate=datetime'2022-11-21T00:00:00',externalCode=115789L)/enrollmentApplicableForNav"
  }
},
"insuranceTypeNav": {
  "__deferred": {
    "uri": "https://<api-server>/odata/v2/
InsuranceBenefitDetails(Benefit_benefitId='BEN_INS_TEST_API',Benefit_effectiveStartD
ate=datetime'2022-11-21T00:00:00',externalCode=115789L)/insuranceTypeNav"
  }
},
"lastModifiedByNav": {
  "__deferred": {
    "uri": "https://<api-server>/odata/v2/
InsuranceBenefitDetails(Benefit_benefitId='BEN_INS_TEST_API',Benefit_effectiveStartD
ate=datetime'2022-11-21T00:00:00',externalCode=115789L)/lastModifiedByNav"
  }
},
"mdfSystemRecordStatusNav": {
  "__deferred": {
    "uri": "https://<api-server>/odata/v2/
InsuranceBenefitDetails(Benefit_benefitId='BEN_INS_TEST_API',Benefit_effectiveStartD
ate=datetime'2022-11-21T00:00:00',externalCode=115789L)/mdfSystemRecordStatusNav"
  }
},
"insuranceFieldConfiguration": {
  "__deferred": {
    "uri": "https://<api-server>/odata/v2/
InsuranceBenefitDetails(Benefit_benefitId='BEN_INS_TEST_API',Benefit_effectiveStartD
ate=datetime'2022-11-21T00:00:00',externalCode=115789L)/insuranceFieldConfiguration"
  }
},
"defaultEnrolleeOptionsNav": {
  "__deferred": {
    "uri": "https://<api-server>/odata/v2/
InsuranceBenefitDetails(Benefit_benefitId='BEN_INS_TEST_API',Benefit_effectiveStartD
ate=datetime'2022-11-21T00:00:00',externalCode=115789L)/defaultEnrolleeOptionsNav"
  }
},
"defaultPlanNav": {
  "__deferred": {

```

```

      "uri": "https://<api-server>/odata/v2/
InsuranceBenefitDetails(Benefit_benefitId='BEN_INS_TEST_API',Benefit_effectiveStartD
ate=datetime'2022-11-21T00:00:00',externalCode=115789L)/defaultPlanNav"
    },
    "defaultCoverageNav": {
      "__deferred": {
        "uri": "https://<api-server>/odata/v2/
InsuranceBenefitDetails(Benefit_benefitId='BEN_INS_TEST_API',Benefit_effectiveStartD
ate=datetime'2022-11-21T00:00:00',externalCode=115789L)/defaultCoverageNav"
      }
    }
  }
}

```

## 9.4.10.72 InsuranceEnrollmentFieldsConfiguration

This entity contains information about the visibility settings for insurance specific fields. This entity is used to hide or display insurance specific fields to the user based on configurations made.

This entity is used to hide or display insurance specific fields to the user based on configurations made.

### Supported Operations

Query

### Properties and Navigation Properties

This section lists only the properties and navigation properties that require special business logic, permission, or other additional information. For more information, refer to the API dictionary in [Admin Center](#) > [API Center](#) > [OData API Data Dictionary](#) or the API metadata using query: `https://<api-server>/odata/v2/<Entity>/$metadata`.

#### Properties

Property	Description
configurationId	This field returns the external code or UUID.
insuranceFieldName	This field returns the insurance field name to be hidden or displayed.
visibilitySettingsEnum	This field returns the Show or Hide setting for the insurance field.

## Use Case: <Get the InsuranceEnrollmentFieldsConfiguration Object

This example shows how to get the InsuranceEnrollmentFieldsConfiguration object created in the system for a particular Insurance Benefit..

### Request

Operation	Query
HTTP Method	GET
URI	https://<hostname>/odata/v2/ Benefit(benefitId='BEN_INS_TEST_API',effectiveStartDate=datetime'2022-11-21T00:00:00')/insuranceBenefitDetails/ insuranceFieldConfiguration?\$format=JSON

### Response

```
{
  "d": {
    "results": [
      {
        "__metadata": {
          "uri": "https://<api-server>/odata/v2/  
InsuranceEnrollmentFieldsConfiguration(Benefit_benefitId='BEN_INS_TEST_API',Benefit_  
effectiveStartDate=datetime'2022-11-21T00:00:00',InsuranceBenefitDetails_externalCod  
e=115789L,configurationId=186102L)",
          "type": "SFOData.InsuranceEnrollmentFieldsConfiguration"
        },
        "InsuranceBenefitDetails_externalCode": "115789",
        "Benefit_benefitId": "BEN_INS_TEST_API",
        "Benefit_effectiveStartDate": "/Date(1668988800000)/",
        "configurationId": "186102",
        "lastModifiedDate": "/Date(1675744376000+0000)/",
        "lastModifiedBy": "sriadmin",
        "insuranceFieldName": "INS_EFFECTIVE_DATE",
        "createdDateTime": "/Date(1675744376000+0000)/",
        "mdfSystemRecordStatus": "N",
        "createdBy": "sriadmin",
        "visibilitySettingsEnum": "SHOW_FIELD",
        "visibilitySettingsEnumNav": {
          "__deferred": {
            "uri": "https://<api-server>/odata/v2/  
InsuranceEnrollmentFieldsConfiguration(Benefit_benefitId='BEN_INS_TEST_API',Benefit_  
effectiveStartDate=datetime'2022-11-21T00:00:00',InsuranceBenefitDetails_externalCod  
e=115789L,configurationId=186102L)/visibilitySettingsEnumNav"
          }
        },
        "createdByNav": {
          "__deferred": {
            "uri": "https://<api-server>/odata/v2/  
InsuranceEnrollmentFieldsConfiguration(Benefit_benefitId='BEN_INS_TEST_API',Benefit_  
effectiveStartDate=datetime'2022-11-21T00:00:00',InsuranceBenefitDetails_externalCod  
e=115789L,configurationId=186102L)/createdByNav"
          }
        },
        "insuranceFieldNameNav": {
          "__deferred": {
            "uri": "https://<api-server>/odata/v2/  
InsuranceEnrollmentFieldsConfiguration(Benefit_benefitId='BEN_INS_TEST_API',Benefit_  
effectiveStartDate=datetime'2022-11-21T00:00:00',InsuranceBenefitDetails_externalCod  
e=115789L,configurationId=186102L)/insuranceFieldNameNav"
          }
        }
      }
    ]
  }
}
```

```

    },
    "lastModifiedByNav": {
      "__deferred": {
        "uri": "https://<api-server>/odata/v2/
InsuranceEnrollmentFieldsConfiguration(Benefit_benefitId='BEN_INS_TEST_API',Benefit_
effectiveStartDate=datetime'2022-11-21T00:00:00',InsuranceBenefitDetails_externalCod
e=115789L,configurationId=186102L)/lastModifiedByNav"
      }
    },
    "mdfSystemRecordStatusNav": {
      "__deferred": {
        "uri": "https://<api-server>/odata/v2/
InsuranceEnrollmentFieldsConfiguration(Benefit_benefitId='BEN_INS_TEST_API',Benefit_
effectiveStartDate=datetime'2022-11-21T00:00:00',InsuranceBenefitDetails_externalCod
e=115789L,configurationId=186102L)/mdfSystemRecordStatusNav"
      }
    }
  },
  {
    "__metadata": {
      "uri": "https://<api-server>/odata/v2/
InsuranceEnrollmentFieldsConfiguration(Benefit_benefitId='BEN_INS_TEST_API',Benefit_
effectiveStartDate=datetime'2022-11-21T00:00:00',InsuranceBenefitDetails_externalCod
e=115789L,configurationId=186103L)",
      "type": "SFOData.InsuranceEnrollmentFieldsConfiguration"
    },
    "InsuranceBenefitDetails_externalCode": "115789",
    "Benefit_benefitId": "BEN_INS_TEST_API",
    "Benefit_effectiveStartDate": "/Date(1668988800000)/",
    "configurationId": "186103",
    "lastModifiedDate": "/Date(1675744376000+0000)/",
    "lastModifiedBy": "sriadmin",
    "insuranceFieldName": "INS_FREQUENCY",
    "createdDateTime": "/Date(1675744376000+0000)/",
    "mdfSystemRecordStatus": "N",
    "createdBy": "sriadmin",
    "visibilitySettingsEnum": "HIDE_FIELD",
    "visibilitySettingsEnumNav": {
      "__deferred": {
        "uri": "https://<api-server>/odata/v2/
InsuranceEnrollmentFieldsConfiguration(Benefit_benefitId='BEN_INS_TEST_API',Benefit_
effectiveStartDate=datetime'2022-11-21T00:00:00',InsuranceBenefitDetails_externalCod
e=115789L,configurationId=186103L)/visibilitySettingsEnumNav"
      }
    },
    "createdByNav": {
      "__deferred": {
        "uri": "https://<api-server>/odata/v2/
InsuranceEnrollmentFieldsConfiguration(Benefit_benefitId='BEN_INS_TEST_API',Benefit_
effectiveStartDate=datetime'2022-11-21T00:00:00',InsuranceBenefitDetails_externalCod
e=115789L,configurationId=186103L)/createdByNav"
      }
    },
    "insuranceFieldNameNav": {
      "__deferred": {
        "uri": "https://<api-server>/odata/v2/
InsuranceEnrollmentFieldsConfiguration(Benefit_benefitId='BEN_INS_TEST_API',Benefit_
effectiveStartDate=datetime'2022-11-21T00:00:00',InsuranceBenefitDetails_externalCod
e=115789L,configurationId=186103L)/insuranceFieldNameNav"
      }
    },
    "lastModifiedByNav": {
      "__deferred": {
        "uri": "https://<api-server>/odata/v2/
InsuranceEnrollmentFieldsConfiguration(Benefit_benefitId='BEN_INS_TEST_API',Benefit_
effectiveStartDate=datetime'2022-11-21T00:00:00',InsuranceBenefitDetails_externalCod
e=115789L,configurationId=186103L)/lastModifiedByNav"
      }
    }
  }
}

```

```

    },
    "mdfSystemRecordStatusNav": {
      "__deferred": {
        "uri": "https://<api-server>/odata/v2/
InsuranceEnrollmentFieldsConfiguration(Benefit_benefitId='BEN_INS_TEST_API',Benefit_
effectiveStartDate=datetime'2022-11-21T00:00:00',InsuranceBenefitDetails_externalCod
e=115789L,configurationId=186103L)/mdfSystemRecordStatusNav"
      }
    }
  ]
}
}

```

### 9.4.10.73 IRSPremiumTable

The `IRSPremiumTable` entity contains the age bracket for imputed income calculation for excess coverage along with exempt amount and factor. The IRS table is the basis for the imputed income calculation with monthly rates.

#### Supported Operations

Query

#### Properties and Navigation Properties

This section lists only the properties and navigation properties that require special business logic, permission, or other additional information. For more information, refer to the API dictionary in [▶ Admin Center ▶ API Center ▶ OData API Data Dictionary](#) or the API metadata using query: `https://<api-server>/odata/v2/<Entity>/$metadata`.

#### Properties

Property	Description
<code>configurationId</code>	This field returns the external code.
<code>configurationName</code>	This field returns the external name.
<code>effectiveStartDate</code>	This field returns the effective start date.
<code>exemptedAmount</code>	This field represents exempted amount.
<code>currency</code>	This field represents currency.

Property	Description
factor	This field represents factor.
ageVerificationDate	This field represents As of Day.
ageVerificationMonth	This field represents As of Month.
ageVerificationYear	This field represents As of Year.
imputedCostForAgeRanges	This field represents the imputed cost for age ranges.

## Use Case: Get the IRS Premium Table Entries

This example shows how to get all the IRS Premium Table entries.

### Request

Operation	Query
HTTP Method	GET
URI	https://<api-server>/odata/v2/IRSPremiumTable?\$format=json

### Response

```
{
  "d": {
    "results": [
      {
        "__metadata": {
          "uri": "https://<api-server>/odata/v2/IRSPremiumTable(configurationId='123',effectiveStartDate=datetime'2021-07-19T00:00:00')",
          "type": "SFOData.IRSPremiumTable"
        },
        "effectiveStartDate": "/Date(1626652800000)/",
        "configurationId": "123",
        "ageVerificationMonth": null,
        "lastModifiedDateTime": "/Date(1626703443000+0000)/",
        "lastModifiedBy": "admin",
        "mdfSystemEffectiveEndDate": "/Date(253402214400000)/",
        "configurationName": "123",
        "createdDateTime": "/Date(1626703443000+0000)/",
        "mdfSystemRecordStatus": "N",
        "ageVerificationYear": null,
        "createdBy": "admin",
        "ageVerificationDate": null,
        "currency": "USD",
        "exemptedAmount": "250",
        "factor": "1",
        "currencyNav": {
          "__deferred": {
            "uri": "https://<api-server>/odata/v2/IRSPremiumTable(configurationId='123',effectiveStartDate=datetime'2021-07-19T00:00:00')/currencyNav"
          }
        }
      }
    ]
  }
}
```

```

    }
  },
  "ageVerificationMonthNav": {
    "__deferred": {
      "uri": "https://<api-server>/odata/v2/
IRSPremiumTable(configurationId='123',effectiveStartDate=datetime'2021-07-19T00:00:0
0')/ageVerificationMonthNav"
    }
  },
  "createdByNav": {
    "__deferred": {
      "uri": "https://<api-server>/odata/v2/
IRSPremiumTable(configurationId='123',effectiveStartDate=datetime'2021-07-19T00:00:0
0')/createdByNav"
    }
  },
  "imputedCostForAgeRanges": {
    "__deferred": {
      "uri": "https://<api-server>/odata/v2/
IRSPremiumTable(configurationId='123',effectiveStartDate=datetime'2021-07-19T00:00:0
0')/imputedCostForAgeRanges"
    }
  },
  "wfRequestNav": {
    "__deferred": {
      "uri": "https://<api-server>/odata/v2/
IRSPremiumTable(configurationId='123',effectiveStartDate=datetime'2021-07-19T00:00:0
0')/wfRequestNav"
    }
  },
  "lastModifiedByNav": {
    "__deferred": {
      "uri": "https://<api-server>/odata/v2/
IRSPremiumTable(configurationId='123',effectiveStartDate=datetime'2021-07-19T00:00:0
0')/lastModifiedByNav"
    }
  },
  "ageVerificationDateNav": {
    "__deferred": {
      "uri": "https://<api-server>/odata/v2/
IRSPremiumTable(configurationId='123',effectiveStartDate=datetime'2021-07-19T00:00:0
0')/ageVerificationDateNav"
    }
  },
  "ageVerificationYearNav": {
    "__deferred": {
      "uri": "https://<api-server>/odata/v2/
IRSPremiumTable(configurationId='123',effectiveStartDate=datetime'2021-07-19T00:00:0
0')/ageVerificationYearNav"
    }
  },
  "mdfSystemRecordStatusNav": {
    "__deferred": {
      "uri": "https://<api-server>/odata/v2/
IRSPremiumTable(configurationId='123',effectiveStartDate=datetime'2021-07-19T00:00:0
0')/mdfSystemRecordStatusNav"
    }
  }
}
]
}
}

```



## Related Information

[SAP Business Accelerator Hub: IRSPremiumTable](#)

### 9.4.10.74 LegalEntityListForEventRule

This entity contains only Legal Entity. This entity is to configure all the Legal Entities associated to a Benefit Event in Benefits Event Determination.

#### Note

This API is read-only. To create or edit data, please use imports function.

## Supported Operations

Query

## Properties and Navigation Properties

This section lists only the properties and navigation properties that require special business logic, permission, or other additional information. For more information, refer to the API dictionary in [Admin Center](#) [API Center](#) [OData API Data Dictionary](#) or the API metadata using query: `https://<api-server>/odata/v2/<Entity>/$metadata`.

### Navigation Properties

Navigation Property	Related Entity	Description
Benefits	Benefit	Navigation to the benefit.

## Use Case

### Request

Operation	Query
HTTP Method	GET

URI

https://<api-server>/odata/v2/LegalEntityListForEventRule?  
\$format=json

## Response

```
"d": {
  "results": [{
    "__metadata": {
      "uri": "https://<api-server>/odata/v2/LegalEntityListForEventRule",
      "type": "SFOData.LegalEntityListForEventRule"
    },
    "legalEntity": "legalEntity1",
    "mdfSystemRecordStatus": "N",
    "mdfSystemRecordStatusNav": {
      "__deferred": {
        "uri": "https://<api-server>/odata/v2/LegalEntityListForEventRule(/
mdfSystemRecordStatusNav"
      }
    }
  ]
}
```

### 9.4.10.75 PensionBandingConfiguration

The `PensionBandingConfiguration` parent entity contains the configuration details of the bands based on payroll pensionable earnings. The entity is supported only for the pension/retirement plan type [Workplace](#) with contribution options as [Payroll Pensionable Earnings](#).

## Supported Operations

Query

## Properties and Navigation Properties

This section lists only the properties and navigation properties that require special business logic, permission, or other additional information. For more information, refer to the API dictionary in [Admin Center](#) [API Center](#) [OData API Data Dictionary](#) or the API metadata using query: `https://<api-server>/odata/v2/<Entity>/$metadata`.

### Properties

Property	Description
<code>bandingConfigurationId</code>	This field represents the unique ID of object.

Property	Description
bandingConfigurationName	This field represents the object name.
effectiveStartDate	This field returns the effective start date.
currency	This field represents currency.
pensionBandingConfigurationDetails	This field represents the entity that contains the contribution guidelines based on the bands.

## Use Case: Get the PensionBandingConfiguration Entries

This example shows how to get all the PensionBandingConfiguration entries from the system.

### Request

Operation	Query
HTTP Method	GET
URI	https://<api-server>/odata/v2/PensionBandingConfiguration?\$format=json

### Response

```
{
  "d": {
    "results": [
      {
        "__metadata": {
          "uri": "https://<api-server>/odata/v2/PensionBandingConfiguration(bandingConfigurationId='123',effectiveStartDate=datetime'2021-07-22T00:00:00')",
          "type": "SFOData.PensionBandingConfiguration"
        },
        "effectiveStartDate": "/Date(1626912000000)/",
        "bandingConfigurationId": "123",
        "lastModifiedDateTime": "/Date(1626953796000+0000)/",
        "lastModifiedBy": "admin",
        "mdfSystemEffectiveEndDate": "/Date(253402214400000)/",
        "createdDateTime": "/Date(1626953796000+0000)/",
        "mdfSystemRecordStatus": "N",
        "createdBy": "admin",
        "bandingConfigurationName": "123",
        "createdByNav": {
          "__deferred": {
            "uri": "https://<api-server>/odata/v2/PensionBandingConfiguration(bandingConfigurationId='123',effectiveStartDate=datetime'2021-07-22T00:00:00')/createdByNav"
          }
        },
        "pensionBandingConfigurationDetails": {
          "__deferred": {
```

```

        "uri": "https://<api-server>/odata/v2/
PensionBandingConfiguration(bandingConfigurationId='123',effectiveStartDate=datetime
'2021-07-22T00:00:00')/pensionBandingConfigurationDetails"
    },
    "wfRequestNav": {
        "__deferred": {
            "uri": "https://<api-server>/odata/v2/
PensionBandingConfiguration(bandingConfigurationId='123',effectiveStartDate=datetime
'2021-07-22T00:00:00')/wfRequestNav"
        }
    },
    "lastModifiedByNav": {
        "__deferred": {
            "uri": "https://<api-server>/odata/v2/
PensionBandingConfiguration(bandingConfigurationId='123',effectiveStartDate=datetime
'2021-07-22T00:00:00')/lastModifiedByNav"
        }
    },
    "mdfSystemRecordStatusNav": {
        "__deferred": {
            "uri": "https://<api-server>/odata/v2/
PensionBandingConfiguration(bandingConfigurationId='123',effectiveStartDate=datetime
'2021-07-22T00:00:00')/mdfSystemRecordStatusNav"
        }
    }
}
]
}
}
}

```

## Related Information

[SAP Business Accelerator Hub: PensionBandingConfiguration](#)

### 9.4.10.76 PensionBandingConfigurationDetails

The `PensionBandingConfigurationDetails` entity contains upper and lower band values and the respective employee and employer contribution percentages for each entry.

## Supported Operations

Query

## Properties and Navigation Properties

This section lists only the properties and navigation properties that require special business logic, permission, or other additional information. For more information, refer to the API dictionary in [Admin Center](#) > [API Center](#)

► [OData API Data Dictionary](#) or the API metadata using query: `https://<api-server>/odata/v2/<Entity>/$metadata`.

## Properties

Property	Description
bandingDetailsId	This field holds the unique ID of object.
lowerBandValue	This field represents lower band value.
upperBandValue	This field represents upper band value.
employeePercentage	This field represents the employee percentage value for corresponding band.
employerPercentage	This field represents the employer percentage value for corresponding band.

## Use Case: Get the PensionBandingConfigurationDetails Entries

This example shows how to get all the `PensionBandingConfigurationDetails` entries from the system.

### Request

Operation	Query
HTTP Method	GET
URI	<code>https://&lt;api-server&gt;/odata/v2/PensionBandingConfigurationDetails?\$format=json</code>

### Response

```
{
  "d": {
    "results": [
      {
        "__metadata": {
          "uri": "https://<api-server>/odata/v2/PensionBandingConfigurationDetails(PensionBandingConfiguration_bandingConfigurationId='123',PensionBandingConfiguration_effectiveStartDate=datetime'2021-07-22T00:00:00',bandingDetailsId='601093505ADF48C7BCE7C612C6CAADFE')",
          "type": "SFOData.PensionBandingConfigurationDetails"
        },
        "PensionBandingConfiguration_effectiveStartDate": "/Date(1626912000000)/",
        "bandingDetailsId": "601093505ADF48C7BCE7C612C6CAADFE",
        "PensionBandingConfiguration_bandingConfigurationId": "123",
        "lastModifiedDateTime": "/Date(1626953796000+0000)/",
        "employeePercentage": "100",
        "lastModifiedBy": "admin",
        "createdDateTime": "/Date(1626953796000+0000)/",
        "mdfSystemRecordStatus": "N",
        "lowerBandValue": "100",
      }
    ]
  }
}
```

```

    "upperBandValue": "200",
    "createdBy": "admin",
    "employerPercentage": "100",
    "createdByNav": {
      "__deferred": {
        "uri": "https://<api-server>/odata/v2/
PensionBandingConfigurationDetails(PensionBandingConfiguration_bandingConfigurationI
d='123',PensionBandingConfiguration_effectiveStartDate=datetime'2021-07-22T00:00:00'
,bandingDetailsId='601093505ADF48C7BCE7C612C6CAADFE')/createdByNav"
      }
    },
    "lastModifiedByNav": {
      "__deferred": {
        "uri": "https://<api-server>/odata/v2/
PensionBandingConfigurationDetails(PensionBandingConfiguration_bandingConfigurationI
d='123',PensionBandingConfiguration_effectiveStartDate=datetime'2021-07-22T00:00:00'
,bandingDetailsId='601093505ADF48C7BCE7C612C6CAADFE')/lastModifiedByNav"
      }
    },
    "mdfSystemRecordStatusNav": {
      "__deferred": {
        "uri": "https://<api-server>/odata/v2/
PensionBandingConfigurationDetails(PensionBandingConfiguration_bandingConfigurationI
d='123',PensionBandingConfiguration_effectiveStartDate=datetime'2021-07-22T00:00:00'
,bandingDetailsId='601093505ADF48C7BCE7C612C6CAADFE')/mdfSystemRecordStatusNav"
      }
    }
  }
}
]
}
}

```

## Related Information

[SAP Business Accelerator Hub: PensionBandingConfigurationDetails](#)

### 9.4.10.77 SavingsAccountBenefitDetails

This entity contains information about the country and Savings Account for the USA.

#### Note

This API is read-only. To create or edit data, please use imports function.

## Supported Operations

Query

## Properties and Navigation Properties

This section lists only the properties and navigation properties that require special business logic, permission, or other additional information. For more information, refer to the API dictionary in [Admin Center](#) [API Center](#) [OData API Data Dictionary](#) or the API metadata using query: `https://<api-server>/odata/v2/<Entity>/$metadata`.

### Properties

Property	Description
country	This field returns the country.
savingsAccountUSA	This field returns composite child association which contains savings account details for the country USA.

## Use Case: Get the SavingsAccountBenefitDetails Entries

This example shows how to get all the SavingsAccountBenefitDetails entries.

### Request

Operation	Query
HTTP Method	GET
URI	<code>https://&lt;hostname&gt;/odata/v2/SavingsAccountBenefitDetails?\$format=json</code>

### Response

```
{
  "d": {
    "results": [
      {
        "__metadata": {
          "uri": "https://<api-server>/odata/v2/SavingsAccountBenefitDetails(Benefit_benefitId='SAV_PLAN',Benefit_effectiveStartDate=datetime'2022-01-01T00:00:00',externalCode=15380L)",
          "type": "SFOData.SavingsAccountBenefitDetails"
        },
        "externalCode": "15380",
        "Benefit_benefitId": "SAV_PLAN",
        "Benefit_effectiveStartDate": "/Date(1640995200000)/",
        "lastModifiedDateTime": "/Date(1657803271000+0000)/",
        "lastModifiedBy": "admin",
        "createdDateTime": "/Date(1657803271000+0000)/",
        "mdfSystemRecordStatus": "N",
        "savingsAccountCountry": "USA",
        "createdBy": "admin",
        "createdByNav": {
          "__deferred": {
```

```

        "uri": "https://<api-server>/odata/v2/
SavingsAccountBenefitDetails(Benefit_benefitId='SAV_PLAN',Benefit_effectiveStartDate
=datetime'2022-01-01T00:00:00',externalCode=15380L)/createdByNav"
    }
    },
    "savingsAccountUSA": {
        "__deferred": {
            "uri": "https://<api-server>/odata/v2/
SavingsAccountBenefitDetails(Benefit_benefitId='SAV_PLAN',Benefit_effectiveStartDate
=datetime'2022-01-01T00:00:00',externalCode=15380L)/savingsAccountUSA"
        }
    },
    "savingsAccountCountryNav": {
        "__deferred": {
            "uri": "https://<api-server>/odata/v2/
SavingsAccountBenefitDetails(Benefit_benefitId='SAV_PLAN',Benefit_effectiveStartDate
=datetime'2022-01-01T00:00:00',externalCode=15380L)/savingsAccountCountryNav"
        }
    },
    "lastModifiedByNav": {
        "__deferred": {
            "uri": "https://<api-server>/odata/v2/
SavingsAccountBenefitDetails(Benefit_benefitId='SAV_PLAN',Benefit_effectiveStartDate
=datetime'2022-01-01T00:00:00',externalCode=15380L)/lastModifiedByNav"
        }
    },
    "mdfSystemRecordStatusNav": {
        "__deferred": {
            "uri": "https://<api-server>/odata/v2/
SavingsAccountBenefitDetails(Benefit_benefitId='SAV_PLAN',Benefit_effectiveStartDate
=datetime'2022-01-01T00:00:00',externalCode=15380L)/mdfSystemRecordStatusNav"
        }
    }
}
]
}
}

```

## 9.4.10.78 SavingsAccountDeductionDetails

This entity contains information about the SavingsAccountDeductionDetails.

### Note

This API is read-only. To create or edit data, please use imports function.

## Supported Operations

Query

## Properties and Navigation Properties

This section lists only the properties and navigation properties that require special business logic, permission, or other additional information. For more information, refer to the API dictionary in [Admin Center](#) > [API Center](#)



➤ [OData API Data Dictionary](#) or the API metadata using query: `https://<api-server>/odata/v2/<Entity>/$metadata`.

## Properties

Property	Description
deductionDetailId	This field returns the external code.
basePayComponent	This field returns the base pay component.
payFrequency	This field returns pay frequency.
deductionPayComponent	This field returns the deduction pay component.

## Use Case: Get the SavingsAccountDeductionDetails Objects Created in the System

This example shows how to get all the SavingsAccountDeductionDetails objects created in the system.

### Request

Operation	Query
HTTP Method	GET
URI	<code>https://&lt;hostname&gt;/odata/v2/SavingsAccountDeductionDetails?\$format=json</code>

### Response

```
{
  "d": {
    "results": [
      {
        "__metadata": {
          "uri": "https://<api-server>/odata/v2/SavingsAccountDeductionDetails(Benefit_benefitId='SAV_PLAN',Benefit_effectiveStartDate=datetime'2022-01-01T00:00:00',SavingsAccountBenefitDetails_externalCode=15380L,SavingsAccountUSA_externalCode=15381L,deductionDetailId=15382L)",
          "type": "SFOData.SavingsAccountDeductionDetails"
        },
        "deductionDetailId": "15382",
        "SavingsAccountBenefitDetails_externalCode": "15380",
        "Benefit_benefitId": "SAV_PLAN",
        "Benefit_effectiveStartDate": "/Date(1640995200000)/",
        "SavingsAccountUSA_externalCode": "15381",
        "lastModifiedDateTime": "/Date(1657803271000+0000)/",
        "lastModifiedBy": "admin",
        "payFrequency": "MON",
        "createdDateTime": "/Date(1657803271000+0000)/",
        "mdfSystemRecordStatus": "N",
        "deductionPayComponent": "DiwaliAdvRec",
        "createdBy": "admin",
        "basePayComponent": "DiwaliAdvRec",
      }
    ]
  }
}
```

```

        "payFrequencyNav": {
            "__deferred": {
                "uri": "https://<api-server>/odata/v2/
SavingsAccountDeductionDetails(Benefit_benefitId='SAV_PLAN',Benefit_effectiveStartDa
te=datetime'2022-01-01T00:00:00',SavingsAccountBenefitDetails_externalCode=15380L,Sa
vingsAccountUSA_externalCode=15381L,deductionDetailId=15382L)/payFrequencyNav"
            }
        },
        "createdByNav": {
            "__deferred": {
                "uri": "https://<api-server>/odata/v2/
SavingsAccountDeductionDetails(Benefit_benefitId='SAV_PLAN',Benefit_effectiveStartDa
te=datetime'2022-01-01T00:00:00',SavingsAccountBenefitDetails_externalCode=15380L,Sa
vingsAccountUSA_externalCode=15381L,deductionDetailId=15382L)/createdByNav"
            }
        },
        "basePayComponentNav": {
            "__deferred": {
                "uri": "https://<api-server>/odata/v2/
SavingsAccountDeductionDetails(Benefit_benefitId='SAV_PLAN',Benefit_effectiveStartDa
te=datetime'2022-01-01T00:00:00',SavingsAccountBenefitDetails_externalCode=15380L,Sa
vingsAccountUSA_externalCode=15381L,deductionDetailId=15382L)/basePayComponentNav"
            }
        },
        "deductionPayComponentNav": {
            "__deferred": {
                "uri": "https://<api-server>/odata/v2/
SavingsAccountDeductionDetails(Benefit_benefitId='SAV_PLAN',Benefit_effectiveStartDa
te=datetime'2022-01-01T00:00:00',SavingsAccountBenefitDetails_externalCode=15380L,Sa
vingsAccountUSA_externalCode=15381L,deductionDetailId=15382L)/
deductionPayComponentNav"
            }
        },
        "lastModifiedByNav": {
            "__deferred": {
                "uri": "https://<api-server>/odata/v2/
SavingsAccountDeductionDetails(Benefit_benefitId='SAV_PLAN',Benefit_effectiveStartDa
te=datetime'2022-01-01T00:00:00',SavingsAccountBenefitDetails_externalCode=15380L,Sa
vingsAccountUSA_externalCode=15381L,deductionDetailId=15382L)/lastModifiedByNav"
            }
        },
        "mdfSystemRecordStatusNav": {
            "__deferred": {
                "uri": "https://<api-server>/odata/v2/
SavingsAccountDeductionDetails(Benefit_benefitId='SAV_PLAN',Benefit_effectiveStartDa
te=datetime'2022-01-01T00:00:00',SavingsAccountBenefitDetails_externalCode=15380L,Sa
vingsAccountUSA_externalCode=15381L,deductionDetailId=15382L)/
mdfSystemRecordStatusNav"
            }
        }
    }
}
]
}
}

```

## 9.4.10.79 SavingsAccountTierConfiguration

This entity is used for configuring savings account coverage and contribution amount details.

### Note

This API is read-only. To create or edit data, please use imports function.

## Supported Operations

Query

## Properties and Navigation Properties

This section lists only the properties and navigation properties that require special business logic, permission, or other additional information. For more information, refer to the API dictionary in [Admin Center](#) [API Center](#) [OData API Data Dictionary](#) or the API metadata using query: `https://<api-server>/odata/v2/<Entity>/$metadata`.

### Properties

Property	Description
<code>coverageTier</code>	This field returns the external code.
<code>annualMinContributionAmount</code>	This field returns the minimum annual contribution amount.
<code>annualMaxContributionAmount</code>	This field returns the maximum annual contribution amount.

## Use Case: Get the SavingsAccountTierConfigurationobjects Created in the System

This example shows how to get all the SavingsAccountTierConfigurationobjects created in the system.

### Request

Operation	Query
HTTP Method	GET
URI	<code>https://&lt;hostname&gt;/odata/v2/SavingsAccountTierConfiguration?\$format=json</code>

### Response

```
{
  "d": {
    "results": [
      {
        "__metadata": {
          "uri": "https://<api-server>/odata/v2/SavingsAccountTierConfiguration(Benefit_benefitId='SAV_PLAN',Benefit_effectiveStartDate=datetime'2022-01-01T00:00:00',SavingsAccountBenefitDetails_externalCode=15380L,SavingsAccountUSA_externalCode=15381L,coverageTier='ELIG_TEST')",
          "type": "SFOData.SavingsAccountTierConfiguration"
        }
      }
    ]
  }
}
```



## Supported Operations

Query

## Properties and Navigation Properties

This section lists only the properties and navigation properties that require special business logic, permission, or other additional information. For more information, refer to the API dictionary in [Admin Center](#) [API Center](#) [OData API Data Dictionary](#) or the API metadata using query: `https://<api-server>/odata/v2/<Entity>/$metadata`.

### Properties

Property	Description
savingsPlanSubType	This field returns savings plan sub type.
annualMinContributionAmount	This field returns the minimum annual contribution amount.
annualMaxContributionAmount	This field returns the maximum annual contribution amount.
beneficiaryRelevant	This represents boolean field which is specific for a savings-plansubtype HAS.
empAnnualLimitPayComponent	This field represents employee annual limit pay component.
annualMaxPayComponent	This field represents annual maximum pay component.
employerPayComponent	This field represents employer pay component.
isEmployerContributionRequired	This field is Boolean.
employerContributionHSA	This field represents employer contribution for HSA type.
savingsPlanCatchUpDetail	This field represents savings plan catchup details.
savingsAccountTierConfiguration	This field returns composite child association which contains coverage details and annual contribution amounts.
savingsAccountDeductionDetails	This field returns composite child association which contains savings account deduction details.

## Navigation Properties

Navigation Property	Related Entity	Description
savingsAccountDeductionDetails	SavingsAccountUSA	Navigation to the composite child association which has savings account deduction details.
savingsAccountTierConfiguration	SavingsAccountUSA	Navigation to the composite child association which has coverage and contribution amounts detail.

## Use Case: Get the SavingsAccountUSA Entries

This example shows how to get all the SavingsAccountUSA entries.

### Request

Operation	Query
HTTP Method	GET
URI	https://<hostname>/odata/v2/SavingsAccountUSA?\$format=json

### Response

```
{
  "d": {
    "results": [
      {
        "__metadata": {
          "uri": "https://<api-server>/odata/v2/SavingsAccountUSA(Benefit_benefitId='SAV_PLAN',Benefit_effectiveStartDate=datetime'2022-01-01T00:00:00',SavingsAccountBenefitDetails_externalCode=15380L,externalCode=15381L)",
          "type": "SFOData.SavingsAccountUSA"
        },
        "externalCode": "15381",
        "SavingsAccountBenefitDetails_externalCode": "15380",
        "Benefit_benefitId": "SAV_PLAN",
        "Benefit_effectiveStartDate": "/Date(1640995200000)/",
        "employerPayComponent": null,
        "lastModifiedDateTime": "/Date(1657803271000+0000)/",
        "annualMaxPayComponent": "DiwAdv",
        "annualMinContributionAmount": null,
        "createdDateTime": "/Date(1657803271000+0000)/",
        "savingsPlanCatchUpDetail": "123",
        "employerContributionHSA": null,
        "savingsPlanSubType": "HEALTH_SAVINGS_ACCOUNT",
        "beneficiaryRelevant": false,
        "annualMaxContributionAmount": null,
        "lastModifiedBy": "admin",
        "mdfSystemRecordStatus": "N",
        "isEmployerContributionRequired": false,
        "empAnnualLimitPayComponent": "DiwAdv",
        "createdBy": "admin",
      }
    ]
  }
}
```

```

        "employerContributionHSANav": {
            "__deferred": {
                "uri": "https://<api-server>/odata/v2/
SavingsAccountUSA(Benefit_benefitId='SAV_PLAN',Benefit_effectiveStartDate=datetime'2
022-01-01T00:00:00',SavingsAccountBenefitDetails_externalCode=15380L,externalCode=15
381L)/employerContributionHSANav"
            }
        },
        "empAnnualLimitPayComponentNav": {
            "__deferred": {
                "uri": "https://<api-server>/odata/v2/
SavingsAccountUSA(Benefit_benefitId='SAV_PLAN',Benefit_effectiveStartDate=datetime'2
022-01-01T00:00:00',SavingsAccountBenefitDetails_externalCode=15380L,externalCode=15
381L)/empAnnualLimitPayComponentNav"
            }
        },
        "annualMaxPayComponentNav": {
            "__deferred": {
                "uri": "https://<api-server>/odata/v2/
SavingsAccountUSA(Benefit_benefitId='SAV_PLAN',Benefit_effectiveStartDate=datetime'2
022-01-01T00:00:00',SavingsAccountBenefitDetails_externalCode=15380L,externalCode=15
381L)/annualMaxPayComponentNav"
            }
        },
        "savingsAccountTierConfiguration": {
            "__deferred": {
                "uri": "https://<api-server>/odata/v2/
SavingsAccountUSA(Benefit_benefitId='SAV_PLAN',Benefit_effectiveStartDate=datetime'2
022-01-01T00:00:00',SavingsAccountBenefitDetails_externalCode=15380L,externalCode=15
381L)/savingsAccountTierConfiguration"
            }
        },
        "createdByNav": {
            "__deferred": {
                "uri": "https://<api-server>/odata/v2/
SavingsAccountUSA(Benefit_benefitId='SAV_PLAN',Benefit_effectiveStartDate=datetime'2
022-01-01T00:00:00',SavingsAccountBenefitDetails_externalCode=15380L,externalCode=15
381L)/createdByNav"
            }
        },
        "savingsAccountDeductionDetails": {
            "__deferred": {
                "uri": "https://<api-server>/odata/v2/
SavingsAccountUSA(Benefit_benefitId='SAV_PLAN',Benefit_effectiveStartDate=datetime'2
022-01-01T00:00:00',SavingsAccountBenefitDetails_externalCode=15380L,externalCode=15
381L)/savingsAccountDeductionDetails"
            }
        },
        "lastModifiedByNav": {
            "__deferred": {
                "uri": "https://<api-server>/odata/v2/
SavingsAccountUSA(Benefit_benefitId='SAV_PLAN',Benefit_effectiveStartDate=datetime'2
022-01-01T00:00:00',SavingsAccountBenefitDetails_externalCode=15380L,externalCode=15
381L)/lastModifiedByNav"
            }
        },
        "savingsPlanCatchUpDetailNav": {
            "__deferred": {
                "uri": "https://<api-server>/odata/v2/
SavingsAccountUSA(Benefit_benefitId='SAV_PLAN',Benefit_effectiveStartDate=datetime'2
022-01-01T00:00:00',SavingsAccountBenefitDetails_externalCode=15380L,externalCode=15
381L)/savingsPlanCatchUpDetailNav"
            }
        },
        "mdfSystemRecordStatusNav": {
            "__deferred": {
                "uri": "https://<api-server>/odata/v2/
SavingsAccountUSA(Benefit_benefitId='SAV_PLAN',Benefit_effectiveStartDate=datetime'2

```





Country/Region	Entity Name	Country/Region-specific Fields
Kenya	PaymentInformationDetailV3KEN	Account Type
Marcedonia	PaymentInformationDetailV3MKD	Account Type
Mexico	PaymentInformationDetailV3MEX	<ul style="list-style-type: none"> <li>Bank Control Key</li> <li>CLABE Number</li> </ul>
New Zealand	PaymentInformationDetailV3NZL	Reference Field
Nigeria	PaymentInformationDetailV3NGA	Account Type
Paraguay	PaymentInformationDetailV3PRY	Account Type
Slovenia	PaymentInformationDetailV3SVN	Account Type
Spain	PaymentInformationDetailV3ESP	Bank Control Key
South Africa	PaymentInformationDetailV3ZAF	<ul style="list-style-type: none"> <li>Account Type</li> <li>Account Holder Relationship</li> </ul>
United Kingdom	PaymentInformationDetailV3GBR	Building Society Roll Number
United States	PaymentInformationDetailV3USA	Account Type
Venezuela	PaymentInformationDetailV3VEN	<ul style="list-style-type: none"> <li>Account Type</li> <li>Payment Reference</li> </ul>

#### [Bank \[page 1066\]](#)

This entity contains bank-related information such as Bank Name, BIC, Bank Address, and so on.

#### [PaymentInformationDetailV3GHA and PaymentInformationDetailV3SUR \[page 1068\]](#)

These entities store the country/region dependent fields for Payment Information Details for Ghana and Suriname. You can use these entities to create, modify or delete the PaymentInformationDetailV3's child objects PaymentInformationDetailV3GHA entity and PaymentInformationDetailV3SUR entity.

#### [PaymentInformationDetailV3ZAF \[page 1071\]](#)

You can use this entity to access the Payment Information Screen for South Africa (ZAF).

#### [PaymentInformationDetailV3MOZ \[page 1083\]](#)

This entity stores the country-dependent fields of payment information details for Mozambique. You can use this entity to create, modify or delete the PaymentInformationDetailV3's child objects.

#### [PaymentInformationDetailV3BOL \[page 1086\]](#)

These entities store the country/region dependent fields for Payment Information Details for Bolivia. You can use these entities to create, modify or delete the PaymentInformationDetailV3's child objects PaymentInformationDetailV3BOL entity.

#### [PaymentInformationDetailV3PRY \[page 1090\]](#)

These entities store the country/region dependent fields for Payment Information Details for Paraguay. You can use these entities to create, modify or delete the PaymentInformationDetailV3's child objects PaymentInformationDetailV3PRY entity.

## 9.4.11.1 Bank

This entity contains bank-related information such as Bank Name, BIC, Bank Address, and so on.

### Supported Operations

Query, Insert, Merge, Replace, Upsert, Delete

### Properties and Navigation Properties

This section lists only the properties and navigation properties that require special business logic, permission, or other additional information. For more information, refer to the API dictionary in [Admin Center](#) [API Center](#) [OData API Data Dictionary](#) or the API metadata using query: `https://<api-server>/odata/v2/<Entity>/$metadata`.

### Use Case: Querying Bank Details

The following example shows how to query bank details.

#### Request

Operation	Query
HTTP Method	GET
URI	<code>https://api-server/odata/v2/Bank?\$format=json&amp;\$select=externalCode,branch,city,postalCode,street,businessIdentifierCode&amp;\$top=2</code>

#### Response

```
{
  "d": {
    "results": [
      {
        "__metadata": {
          "uri": "https://api-server/odata/v2/Bank('921')",
          "type": "SFOData.Bank"
        },
        "externalCode": "921",
        "routingNumber": "012-002",
        "bankBranch": null,
        "city": null,
        "street": null,
        "postalCode": null,
        "businessIdentifierCode": null,
        "bankName": "ANZ Martin Place and Pitt Street Martin Place",
      }
    ]
  }
}
```

```

        "bankCountry": "AUS",
        "effectiveStatus": "A"
    },
    {
        "__metadata": {
            "uri": "https://api-server/odata/v2/Bank('922')",
            "type": "SFOData.Bank"
        },
        "externalCode": "922",
        "routingNumber": "013-006",
        "bankBranch": null,
        "city": null,
        "street": null,
        "postalCode": null,
        "businessIdentifierCode": null,
        "bankName": "ANZ Melbourne (388 Collins)",
        "bankCountry": "AUS",
        "effectiveStatus": "A"
    }
]
}
}

```

## Use Case: Creating or Updating a Bank Object

The following example shows how to create or update bank details.

### Request

Operation	Upsert
HTTP Method	POST
URI	https://api-server/odata/v2/upsert?\$format=json
	Request Payload

#### Sample Code

```

{
    "__metadata": {
        "uri": "https://api-server/odata/v2/Bank('12345')",
        "type": "SFOData.Bank"
    },
    "externalCode": "12345",
    "bankBranch": null,
    "city": null,
    "street": null,
    "postalCode": null,
    "businessIdentifierCode": null,
    "bankName": "Testing Bank of USA",
    "bankCountry": "USA",
    "effectiveStatus": "A"
}

```

## Response

```
{
  "d": [
    {
      "key": "Bank/externalCode=12345",
      "status": "OK",
      "editStatus": "UPSERTED",
      "message": null,
      "index": 0,
      "httpCode": 200,
      "inlineResults": null
    }
  ]
}
```

## Additional Information

The property <bankCountry> stores the internal ID of the country MDF object.

Parent topic: [Payment Information \[page 1064\]](#)

## Related Information

[PaymentInformationDetailV3GHA and PaymentInformationDetailV3SUR \[page 1068\]](#)

[PaymentInformationDetailV3ZAF \[page 1071\]](#)

[PaymentInformationDetailV3MOZ \[page 1083\]](#)

[PaymentInformationDetailV3BOL \[page 1086\]](#)

[PaymentInformationDetailV3PRY \[page 1090\]](#)

SAP Business Accelerator Hub: [Bank](#) 

## 9.4.11.2 PaymentInformationDetailV3GHA and PaymentInformationDetailV3SUR

These entities store the country/region dependent fields for Payment Information Details for Ghana and Suriname. You can use these entities to create, modify or delete the PaymentInformationDetailV3's child objects PaymentInformationDetailV3GHA entity and PaymentInformationDetailV3SUR entity.

## Permissions

Payment Information V3 is enabled for your company instance.

## Supported Operations

Query, Upsert, Insert, Delete.

## Properties and Navigation Properties

This section lists only the properties and navigation properties that require special business logic, permission, or other additional information. For more information, refer to the API dictionary in [Admin Center](#) [API Center](#) [OData API Data Dictionary](#) or the API metadata using query: `https://<api-server>/odata/v2/<Entity>/$metadata`.

### Properties

PaymentInformationDetailV3GHA

Property	Description
accountType	-

PaymentInformationDetailV3SUR

Property	Description
accountType	-

### Navigation Properties

PaymentInformationDetailV3GHA

Navigation Property	Related Entity	Description
None	-	-

PaymentInformationDetailV3SUR

Navigation Property	Related Entity	Description
None	-	-

## PaymentInformationDetailV3XXX

These entities store the country/region dependent fields for Payment Information Details for Ghana and Suriname. You can use this entity to create, modify or delete the PaymentInformationDetailV3's child objects PaymentInformationDetailV3GHA entity and PaymentInformationDetailV3SUR entity.

## Use Case: Querying the Country/Region-specific Payment Information Details of a Single User

The following example for Suriname shows how to query the payment information detail of one country/region for a single user.

### Request

Operation	Query
HTTP Method	GET
URI	<code>/odata/v2/ PaymentInformationDetailV3SUR(PaymentInformationDetailV3_externalCode=22822L,PaymentInformationV3_effectiveStartDate=datetime'2019-09-04T00:00:00',PaymentInformationV3_worker='s umeet',externalCode=23581L)?\$format=json</code>

### Response

```
{
  "d": {
    "__metadata": {
      "uri": "https://api-server/odata/v2/  
PaymentInformationDetailV3SUR(PaymentInformationDetailV3_externalCode=22822L,Payment  
InformationV3_effectiveStartDate=datetime'2019-09-04T00:00:00',PaymentInformationV3_  
worker='sumeet',externalCode=23581L)",
      "type": "SFOData.PaymentInformationDetailV3SUR"
    },
    "PaymentInformationV3_effectiveStartDate": "/Date(1567555200000)/",
    "externalCode": "23581",
    "PaymentInformationV3_worker": "sumeet",
    "PaymentInformationDetailV3_externalCode": "22822",
    "lastModifiedDate": "/Date(1597741580000+0000)/",
    "createdBy": "admin",
    "accountType": "CA",
    "lastModifiedBy": "admin",
    "createdDateTime": "/Date(1597741580000+0000)/",
    "mdfSystemRecordStatus": "N",
    "createdByNav": {
      "__deferred": {
        "uri": "https://api-server/odata/v2/  
PaymentInformationDetailV3SUR(PaymentInformationDetailV3_externalCode=22822L,Payment  
InformationV3_effectiveStartDate=datetime'2019-09-04T00:00:00',PaymentInformationV3_  
worker='sumeet',externalCode=23581L)/createdByNav"
      }
    },
    "lastModifiedByNav": {
      "__deferred": {
        "uri": "https://api-server/odata/v2/  
PaymentInformationDetailV3SUR(PaymentInformationDetailV3_externalCode=22822L,Payment  
InformationV3_effectiveStartDate=datetime'2019-09-04T00:00:00',PaymentInformationV3_  
worker='sumeet',externalCode=23581L)/lastModifiedByNav"
      }
    },
    "accountTypeNav": {
      "__deferred": {
        "uri": "https://api-server/odata/v2/  
PaymentInformationDetailV3SUR(PaymentInformationDetailV3_externalCode=22822L,Payment  
InformationV3_effectiveStartDate=datetime'2019-09-04T00:00:00',PaymentInformationV3_  
worker='sumeet',externalCode=23581L)/accountTypeNav"
      }
    }
  }
}
```

```

    },
    "mdfSystemRecordStatusNav": {
      "__deferred": {
        "uri": "https://api-server/odata/v2/
PaymentInformationDetailV3SUR(PaymentInformationDetailV3_externalCode=22822L,Payment
InformationV3_effectiveStartDate=datetime'2019-09-04T00:00:00',PaymentInformationV3_
worker='sumeet',externalCode=23581L)/mdfSystemRecordStatusNav"
      }
    }
  }
}

```

Parent topic: [Payment Information \[page 1064\]](#)

## Related Information

[Bank \[page 1066\]](#)

[PaymentInformationDetailV3ZAF \[page 1071\]](#)

[PaymentInformationDetailV3MOZ \[page 1083\]](#)

[PaymentInformationDetailV3BOL \[page 1086\]](#)

[PaymentInformationDetailV3PRY \[page 1090\]](#)

### 9.4.11.3 PaymentInformationDetailV3ZAF

You can use this entity to access the Payment Information Screen for South Africa (ZAF).

## Supported Operations

Query, Insert, Upsert, Delete

## Properties and Navigation Properties

This section lists only the properties and navigation properties that require special business logic, permission, or other additional information. For more information, refer to the API dictionary in [Admin Center](#) [API Center](#) [OData API Data Dictionary](#) or the API metadata using query: `https://<api-server>/odata/v2/<Entity>/$metadata`.

## Use Cases

Use Case: Get all PaymentInformationDetailV3ZAF instances.

Request Information

Operation	Query
URI	<code>http://&lt;api-server&gt;/odata/v2/ PaymentInformationDetailV3ZAF?\$format=json</code>

Response

### Sample Code

```
{
  "d": {
    "results": [
      {
        "__metadata": {
          "uri": "https://api-server/odata/v2/  
PaymentInformationDetailV3ZAF(PaymentInformationDetailV3_externalCode=6853L,Payme  
ntInformationV3_effectiveStartDate=datetime'2016-05-25T00:00:00',PaymentInformati  
onV3_worker='ykumar',externalCode=6854L)",
          "type": "SFOData.PaymentInformationDetailV3ZAF"
        },
        "PaymentInformationV3_effectiveStartDate": "/Date(1464134400000)/",
        "PaymentInformationDetailV3_externalCode": "6853",
        "PaymentInformationV3_worker": "ykumar",
        "externalCode": "6854",
        "accountHolderRelationship": "THIRDPARTY",
        "accountType": "NOTPAIDLEFT",
        "accountHolderRelationshipNav": {
          "__deferred": {
            "uri": "https://api-server/odata/v2/  
PaymentInformationDetailV3ZAF(PaymentInformationDetailV3_externalCode=6853L,Payme  
ntInformationV3_effectiveStartDate=datetime'2016-05-25T00:00:00',PaymentInformati  
onV3_worker='ykumar',externalCode=6854L)/accountHolderRelationshipNav"
          }
        },
        "accountTypeNav": {
          "__deferred": {
            "uri": "https://api-server/odata/v2/  
PaymentInformationDetailV3ZAF(PaymentInformationDetailV3_externalCode=6853L,Payme  
ntInformationV3_effectiveStartDate=datetime'2016-05-25T00:00:00',PaymentInformati  
onV3_worker='ykumar',externalCode=6854L)/accountTypeNav"
          }
        }
      },
      {
        "__metadata": {
          "uri": "https://api-server/odata/v2/  
PaymentInformationDetailV3ZAF(PaymentInformationDetailV3_externalCode=6851L,Payme  
ntInformationV3_effectiveStartDate=datetime'2016-05-25T00:00:00',PaymentInformati  
onV3_worker='ykumar',externalCode=6852L)",
          "type": "SFOData.PaymentInformationDetailV3ZAF"
        },
        "PaymentInformationV3_effectiveStartDate": "/Date(1464134400000)/",
        "PaymentInformationDetailV3_externalCode": "6851",
        "PaymentInformationV3_worker": "ykumar",
        "externalCode": "6852",
        "accountHolderRelationship": "OWN",
        "accountType": "CREDITCARD",
        "accountHolderRelationshipNav": {
          "__deferred": {
```



```

        "uri": "https://api-server/odata/v2/
PaymentInformationDetailV3ZAF(PaymentInformationDetailV3_externalCode=6851L,Payme
ntInformationV3_effectiveStartDate=datetime'2016-05-25T00:00:00',PaymentInformati
onV3_worker='ykumar',externalCode=6852L)/accountHolderRelationshipNav"
    },
    "accountTypeNav": {
        "__deferred": {
            "uri": "https://api-server/odata/v2/
PaymentInformationDetailV3ZAF(PaymentInformationDetailV3_externalCode=6851L,Payme
ntInformationV3_effectiveStartDate=datetime'2016-05-25T00:00:00',PaymentInformati
onV3_worker='ykumar',externalCode=6852L)/accountTypeNav"
        }
    }
}
]
}
}

```

Use Case: Get all Payments including the South Africa specific fields.

#### Request Information

Operation	Query
URI	http://<Hostname>/odata/v2/ PaymentInformationDetailV3? \$format=json&\$EXPAND=PaymentInformationDet ailV3ZAFMETHOD: GET

#### Response

##### Sample Code

```

{
  "d": {
    "results": [
      {
        "__metadata": {
          "uri": "https://api-server/odata/v2/
PaymentInformationDetailV3(PaymentInformationV3_effectiveStartDate=datetime'2016-
05-25T00:00:00',PaymentInformationV3_worker='ykumar',externalCode=6853L)",
          "type": "SFOData.PaymentInformationDetailV3"
        },
        "PaymentInformationV3_effectiveStartDate": "/Date(1464134400000)/",
        "PaymentInformationV3_worker": "ykumar",
        "externalCode": "6853",
        "percent": null,
        "amount": "23",
        "accountNumber": "2332323",
        "bank": null,
        "paySequence": "1",
        "payType": "PAYROLL",
        "iban": null,
        "purpose": null,
        "currency": "ZAR",
        "businessIdentifierCode": null,
        "bankCountry": "ZAF",
        "customPayType": null,
        "accountOwner": "kumar",
        "routingNumber": "123456",
        "paymentMethod": "05",
        "toPaymentInformationDetailV3JPN": {
          "__deferred": {

```

```

        "uri": "https://api-server/odata/v2/
PaymentInformationDetailV3(PaymentInformationV3_effectiveStartDate=datetime'2016-
05-25T00:00:00',PaymentInformationV3_worker='ykumar',externalCode=6853L)/
toPaymentInformationDetailV3JPN"
    },
    "toPaymentInformationDetailV3ISR": {
        "__deferred": {
            "uri": "https://api-server/odata/v2/
PaymentInformationDetailV3(PaymentInformationV3_effectiveStartDate=datetime'2016-
05-25T00:00:00',PaymentInformationV3_worker='ykumar',externalCode=6853L)/
toPaymentInformationDetailV3ISR"
        }
    },
    "toPaymentInformationDetailV3COL": {
        "__deferred": {
            "uri": "https://api-server/odata/v2/
PaymentInformationDetailV3(PaymentInformationV3_effectiveStartDate=datetime'2016-
05-25T00:00:00',PaymentInformationV3_worker='ykumar',externalCode=6853L)/
toPaymentInformationDetailV3COL"
        }
    },
    "toPaymentInformationDetailV3ZAF": {
        "__deferred": {
            "uri": "https://api-server/odata/v2/
PaymentInformationDetailV3(PaymentInformationV3_effectiveStartDate=datetime'2016-
05-25T00:00:00',PaymentInformationV3_worker='ykumar',externalCode=6853L)/
toPaymentInformationDetailV3ZAF"
        }
    },
    "toPaymentInformationDetailV3GBR": {
        "__deferred": {
            "uri": "https://api-server/odata/v2/
PaymentInformationDetailV3(PaymentInformationV3_effectiveStartDate=datetime'2016-
05-25T00:00:00',PaymentInformationV3_worker='ykumar',externalCode=6853L)/
toPaymentInformationDetailV3GBR"
        }
    },
    "toPaymentInformationDetailV3NZL": {
        "__deferred": {
            "uri": "https://api-server/odata/v2/
PaymentInformationDetailV3(PaymentInformationV3_effectiveStartDate=datetime'2016-
05-25T00:00:00',PaymentInformationV3_worker='ykumar',externalCode=6853L)/
toPaymentInformationDetailV3NZL"
        }
    },
    "toPaymentInformationDetailV3ITA": {
        "__deferred": {
            "uri": "https://api-server/odata/v2/
PaymentInformationDetailV3(PaymentInformationV3_effectiveStartDate=datetime'2016-
05-25T00:00:00',PaymentInformationV3_worker='ykumar',externalCode=6853L)/
toPaymentInformationDetailV3ITA"
        }
    },
    "paymentMethodNav": {
        "__deferred": {
            "uri": "https://api-server/odata/v2/
PaymentInformationDetailV3(PaymentInformationV3_effectiveStartDate=datetime'2016-
05-25T00:00:00',PaymentInformationV3_worker='ykumar',externalCode=6853L)/
paymentMethodNav"
        }
    },
    "toPaymentInformationDetailV3ECU": {
        "__deferred": {
            "uri": "https://api-server/odata/v2/
PaymentInformationDetailV3(PaymentInformationV3_effectiveStartDate=datetime'2016-
05-25T00:00:00',PaymentInformationV3_worker='ykumar',externalCode=6853L)/
toPaymentInformationDetailV3ECU"
        }
    }
}

```

```

    }
  },
  "toPaymentInformationDetailV3USA": {
    "__deferred": {
      "uri": "https://api-server/odata/v2/
PaymentInformationDetailV3(PaymentInformationV3_effectiveStartDate=datetime'2016-
05-25T00:00:00',PaymentInformationV3_worker='ykumar',externalCode=6853L)/
toPaymentInformationDetailV3USA"
    }
  },
  "toPaymentInformationDetailV3VEN": {
    "__deferred": {
      "uri": "https://api-server/odata/v2/
PaymentInformationDetailV3(PaymentInformationV3_effectiveStartDate=datetime'2016-
05-25T00:00:00',PaymentInformationV3_worker='ykumar',externalCode=6853L)/
toPaymentInformationDetailV3VEN"
    }
  },
  "toPaymentInformationDetailV3CHL": {
    "__deferred": {
      "uri": "https://api-server/odata/v2/
PaymentInformationDetailV3(PaymentInformationV3_effectiveStartDate=datetime'2016-
05-25T00:00:00',PaymentInformationV3_worker='ykumar',externalCode=6853L)/
toPaymentInformationDetailV3CHL"
    }
  },
  "currencyNav": {
    "__deferred": {
      "uri": "https://api-server/odata/v2/
PaymentInformationDetailV3(PaymentInformationV3_effectiveStartDate=datetime'2016-
05-25T00:00:00',PaymentInformationV3_worker='ykumar',externalCode=6853L)/
currencyNav"
    }
  },
  "toPaymentInformationDetailV3FRA": {
    "__deferred": {
      "uri": "https://api-server/odata/v2/
PaymentInformationDetailV3(PaymentInformationV3_effectiveStartDate=datetime'2016-
05-25T00:00:00',PaymentInformationV3_worker='ykumar',externalCode=6853L)/
toPaymentInformationDetailV3FRA"
    }
  },
  "toPaymentInformationDetailV3NGA": {
    "__deferred": {
      "uri": "https://api-server/odata/v2/
PaymentInformationDetailV3(PaymentInformationV3_effectiveStartDate=datetime'2016-
05-25T00:00:00',PaymentInformationV3_worker='ykumar',externalCode=6853L)/
toPaymentInformationDetailV3NGA"
    }
  },
  "payTypeNav": {
    "__deferred": {
      "uri": "https://api-server/odata/v2/
PaymentInformationDetailV3(PaymentInformationV3_effectiveStartDate=datetime'2016-
05-25T00:00:00',PaymentInformationV3_worker='ykumar',externalCode=6853L)/
payTypeNav"
    }
  },
  "bankCountryNav": {
    "__deferred": {
      "uri": "https://api-server/odata/v2/
PaymentInformationDetailV3(PaymentInformationV3_effectiveStartDate=datetime'2016-
05-25T00:00:00',PaymentInformationV3_worker='ykumar',externalCode=6853L)/
bankCountryNav"
    }
  },
  "toPaymentInformationDetailV3ESP": {
    "__deferred": {

```

```

        "uri": "https://api-server/odata/v2/
PaymentInformationDetailV3(PaymentInformationV3_effectiveStartDate=datetime'2016-
05-25T00:00:00',PaymentInformationV3_worker='ykumar',externalCode=6853L)/
toPaymentInformationDetailV3ESP"
    },
    "toPaymentInformationDetailV3ARG": {
        "__deferred": {
            "uri": "https://api-server/odata/v2/
PaymentInformationDetailV3(PaymentInformationV3_effectiveStartDate=datetime'2016-
05-25T00:00:00',PaymentInformationV3_worker='ykumar',externalCode=6853L)/
toPaymentInformationDetailV3ARG"
        }
    },
    "toPaymentInformationDetailV3MEX": {
        "__deferred": {
            "uri": "https://api-server/odata/v2/
PaymentInformationDetailV3(PaymentInformationV3_effectiveStartDate=datetime'2016-
05-25T00:00:00',PaymentInformationV3_worker='ykumar',externalCode=6853L)/
toPaymentInformationDetailV3MEX"
        }
    },
    "toPaymentInformationDetailV3KEN": {
        "__deferred": {
            "uri": "https://api-server/odata/v2/
PaymentInformationDetailV3(PaymentInformationV3_effectiveStartDate=datetime'2016-
05-25T00:00:00',PaymentInformationV3_worker='ykumar',externalCode=6853L)/
toPaymentInformationDetailV3KEN"
        }
    },
    "toPaymentInformationDetailV3BRA": {
        "__deferred": {
            "uri": "https://api-server/odata/v2/
PaymentInformationDetailV3(PaymentInformationV3_effectiveStartDate=datetime'2016-
05-25T00:00:00',PaymentInformationV3_worker='ykumar',externalCode=6853L)/
toPaymentInformationDetailV3BRA"
        }
    }
},
{
    "__metadata": {
        "uri": "https://api-server/odata/v2/
PaymentInformationDetailV3(PaymentInformationV3_effectiveStartDate=datetime'2016-
05-25T00:00:00',PaymentInformationV3_worker='ykumar',externalCode=6851L)",
        "type": "SFOData.PaymentInformationDetailV3"
    },
    "PaymentInformationV3_effectiveStartDate": "/Date(1464134400000)/",
    "PaymentInformationV3_worker": "ykumar",
    "externalCode": "6851",
    "percent": null,
    "amount": null,
    "accountNumber": "777777777",
    "bank": null,
    "paySequence": "0",
    "payType": "MAIN",
    "iban": null,
    "purpose": null,
    "currency": null,
    "businessIdentifierCode": null,
    "bankCountry": "ZAF",
    "customPayType": null,
    "accountOwner": "yadav",
    "routingNumber": "123456",
    "paymentMethod": "05",
    "toPaymentInformationDetailV3JPN": {
        "__deferred": {
            "uri": "https://api-server/odata/v2/
PaymentInformationDetailV3(PaymentInformationV3_effectiveStartDate=datetime'2016-

```

```

05-25T00:00:00',PaymentInformationV3_worker='ykumar',externalCode=6851L)/
toPaymentInformationDetailV3JPN"
    }
  },
  "toPaymentInformationDetailV3ISR": {
    "__deferred": {
      "uri": "https://api-server/odata/v2/
PaymentInformationDetailV3(PaymentInformationV3_effectiveStartDate=datetime'2016-
05-25T00:00:00',PaymentInformationV3_worker='ykumar',externalCode=6851L)/
toPaymentInformationDetailV3ISR"
    }
  },
  "toPaymentInformationDetailV3COL": {
    "__deferred": {
      "uri": "https://api-server/odata/v2/
PaymentInformationDetailV3(PaymentInformationV3_effectiveStartDate=datetime'2016-
05-25T00:00:00',PaymentInformationV3_worker='ykumar',externalCode=6851L)/
toPaymentInformationDetailV3COL"
    }
  },
  "toPaymentInformationDetailV3ZAF": {
    "__deferred": {
      "uri": "https://api-server/odata/v2/
PaymentInformationDetailV3(PaymentInformationV3_effectiveStartDate=datetime'2016-
05-25T00:00:00',PaymentInformationV3_worker='ykumar',externalCode=6851L)/
toPaymentInformationDetailV3ZAF"
    }
  },
  "toPaymentInformationDetailV3GBR": {
    "__deferred": {
      "uri": "https://api-server/odata/v2/
PaymentInformationDetailV3(PaymentInformationV3_effectiveStartDate=datetime'2016-
05-25T00:00:00',PaymentInformationV3_worker='ykumar',externalCode=6851L)/
toPaymentInformationDetailV3GBR"
    }
  },
  "toPaymentInformationDetailV3NZL": {
    "__deferred": {
      "uri": "https://api-server/odata/v2/
PaymentInformationDetailV3(PaymentInformationV3_effectiveStartDate=datetime'2016-
05-25T00:00:00',PaymentInformationV3_worker='ykumar',externalCode=6851L)/
toPaymentInformationDetailV3NZL"
    }
  },
  "toPaymentInformationDetailV3ITA": {
    "__deferred": {
      "uri": "https://api-server/odata/v2/
PaymentInformationDetailV3(PaymentInformationV3_effectiveStartDate=datetime'2016-
05-25T00:00:00',PaymentInformationV3_worker='ykumar',externalCode=6851L)/
toPaymentInformationDetailV3ITA"
    }
  },
  "paymentMethodNav": {
    "__deferred": {
      "uri": "https://api-server/odata/v2/
PaymentInformationDetailV3(PaymentInformationV3_effectiveStartDate=datetime'2016-
05-25T00:00:00',PaymentInformationV3_worker='ykumar',externalCode=6851L)/
paymentMethodNav"
    }
  },
  "toPaymentInformationDetailV3ECU": {
    "__deferred": {
      "uri": "https://api-server/odata/v2/
PaymentInformationDetailV3(PaymentInformationV3_effectiveStartDate=datetime'2016-
05-25T00:00:00',PaymentInformationV3_worker='ykumar',externalCode=6851L)/
toPaymentInformationDetailV3ECU"
    }
  },
  }
}

```

```

    "toPaymentInformationDetailV3USA": {
      "__deferred": {
        "uri": "https://api-server/odata/v2/
PaymentInformationDetailV3(PaymentInformationV3_effectiveStartDate=datetime'2016-
05-25T00:00:00',PaymentInformationV3_worker='ykumar',externalCode=6851L)/
toPaymentInformationDetailV3USA"
      }
    },
    "toPaymentInformationDetailV3VEN": {
      "__deferred": {
        "uri": "https://api-server/odata/v2/
PaymentInformationDetailV3(PaymentInformationV3_effectiveStartDate=datetime'2016-
05-25T00:00:00',PaymentInformationV3_worker='ykumar',externalCode=6851L)/
toPaymentInformationDetailV3VEN"
      }
    },
    "toPaymentInformationDetailV3CHL": {
      "__deferred": {
        "uri": "https://api-server/odata/v2/
PaymentInformationDetailV3(PaymentInformationV3_effectiveStartDate=datetime'2016-
05-25T00:00:00',PaymentInformationV3_worker='ykumar',externalCode=6851L)/
toPaymentInformationDetailV3CHL"
      }
    },
    "currencyNav": {
      "__deferred": {
        "uri": "https://api-server/odata/v2/
PaymentInformationDetailV3(PaymentInformationV3_effectiveStartDate=datetime'2016-
05-25T00:00:00',PaymentInformationV3_worker='ykumar',externalCode=6851L)/
currencyNav"
      }
    },
    "toPaymentInformationDetailV3FRA": {
      "__deferred": {
        "uri": "https://api-server/odata/v2/
PaymentInformationDetailV3(PaymentInformationV3_effectiveStartDate=datetime'2016-
05-25T00:00:00',PaymentInformationV3_worker='ykumar',externalCode=6851L)/
toPaymentInformationDetailV3FRA"
      }
    },
    "toPaymentInformationDetailV3NGA": {
      "__deferred": {
        "uri": "https://api-server/odata/v2/
PaymentInformationDetailV3(PaymentInformationV3_effectiveStartDate=datetime'2016-
05-25T00:00:00',PaymentInformationV3_worker='ykumar',externalCode=6851L)/
toPaymentInformationDetailV3NGA"
      }
    },
    "payTypeNav": {
      "__deferred": {
        "uri": "https://api-server/odata/v2/
PaymentInformationDetailV3(PaymentInformationV3_effectiveStartDate=datetime'2016-
05-25T00:00:00',PaymentInformationV3_worker='ykumar',externalCode=6851L)/
payTypeNav"
      }
    },
    "bankCountryNav": {
      "__deferred": {
        "uri": "https://api-server/odata/v2/
PaymentInformationDetailV3(PaymentInformationV3_effectiveStartDate=datetime'2016-
05-25T00:00:00',PaymentInformationV3_worker='ykumar',externalCode=6851L)/
bankCountryNav"
      }
    },
    "toPaymentInformationDetailV3ESP": {
      "__deferred": {
        "uri": "https://api-server/odata/v2/
PaymentInformationDetailV3(PaymentInformationV3_effectiveStartDate=datetime'2016-

```

```

05-25T00:00:00',PaymentInformationV3_worker='ykumar',externalCode=6851L)/
toPaymentInformationDetailV3ESP"
    }
  },
  "toPaymentInformationDetailV3ARG": {
    "__deferred": {
      "uri": "https://api-server/odata/v2/
PaymentInformationDetailV3(PaymentInformationV3_effectiveStartDate=datetime'2016-
05-25T00:00:00',PaymentInformationV3_worker='ykumar',externalCode=6851L)/
toPaymentInformationDetailV3ARG"
    }
  },
  "toPaymentInformationDetailV3MEX": {
    "__deferred": {
      "uri": "https://api-server/odata/v2/
PaymentInformationDetailV3(PaymentInformationV3_effectiveStartDate=datetime'2016-
05-25T00:00:00',PaymentInformationV3_worker='ykumar',externalCode=6851L)/
toPaymentInformationDetailV3MEX"
    }
  },
  "toPaymentInformationDetailV3KEN": {
    "__deferred": {
      "uri": "https://api-server/odata/v2/
PaymentInformationDetailV3(PaymentInformationV3_effectiveStartDate=datetime'2016-
05-25T00:00:00',PaymentInformationV3_worker='ykumar',externalCode=6851L)/
toPaymentInformationDetailV3KEN"
    }
  },
  "toPaymentInformationDetailV3BRA": {
    "__deferred": {
      "uri": "https://api-server/odata/v2/
PaymentInformationDetailV3(PaymentInformationV3_effectiveStartDate=datetime'2016-
05-25T00:00:00',PaymentInformationV3_worker='ykumar',externalCode=6851L)/
toPaymentInformationDetailV3BRA"
    }
  }
},
{
  "__metadata": {
    "uri": "https://api-server/odata/v2/
PaymentInformationDetailV3(PaymentInformationV3_effectiveStartDate=datetime'2016-
05-25T00:00:00',PaymentInformationV3_worker='ykumar',externalCode=6855L)",
    "type": "SFOData.PaymentInformationDetailV3"
  },
  "PaymentInformationV3_effectiveStartDate": "/Date(1464134400000)/",
  "PaymentInformationV3_worker": "ykumar",
  "externalCode": "6855",
  "percent": "23",
  "amount": null,
  "accountNumber": "346456456456",
  "bank": null,
  "paySequence": "2",
  "payType": "BONUS",
  "iban": null,
  "purpose": null,
  "currency": "ZAR",
  "businessIdentifierCode": null,
  "bankCountry": "ZAF",
  "customPayType": null,
  "accountOwner": "arora",
  "routingNumber": "987654",
  "paymentMethod": "05",
  "toPaymentInformationDetailV3JPN": {
    "__deferred": {
      "uri": "https://api-server/odata/v2/
PaymentInformationDetailV3(PaymentInformationV3_effectiveStartDate=datetime'2016-
05-25T00:00:00',PaymentInformationV3_worker='ykumar',externalCode=6855L)/
toPaymentInformationDetailV3JPN"
    }
  }
}

```

```

    }
  },
  "toPaymentInformationDetailV3ISR": {
    "__deferred": {
      "uri": "https://api-server/odata/v2/
PaymentInformationDetailV3(PaymentInformationV3_effectiveStartDate=datetime'2016-
05-25T00:00:00',PaymentInformationV3_worker='ykumar',externalCode=6855L)/
toPaymentInformationDetailV3ISR"
    }
  },
  "toPaymentInformationDetailV3COL": {
    "__deferred": {
      "uri": "https://api-server/odata/v2/
PaymentInformationDetailV3(PaymentInformationV3_effectiveStartDate=datetime'2016-
05-25T00:00:00',PaymentInformationV3_worker='ykumar',externalCode=6855L)/
toPaymentInformationDetailV3COL"
    }
  },
  "toPaymentInformationDetailV3ZAF": {
    "__deferred": {
      "uri": "https://api-server/odata/v2/
PaymentInformationDetailV3(PaymentInformationV3_effectiveStartDate=datetime'2016-
05-25T00:00:00',PaymentInformationV3_worker='ykumar',externalCode=6855L)/
toPaymentInformationDetailV3ZAF"
    }
  },
  "toPaymentInformationDetailV3GBR": {
    "__deferred": {
      "uri": "https://api-server/odata/v2/
PaymentInformationDetailV3(PaymentInformationV3_effectiveStartDate=datetime'2016-
05-25T00:00:00',PaymentInformationV3_worker='ykumar',externalCode=6855L)/
toPaymentInformationDetailV3GBR"
    }
  },
  "toPaymentInformationDetailV3NZL": {
    "__deferred": {
      "uri": "https://api-server/odata/v2/
PaymentInformationDetailV3(PaymentInformationV3_effectiveStartDate=datetime'2016-
05-25T00:00:00',PaymentInformationV3_worker='ykumar',externalCode=6855L)/
toPaymentInformationDetailV3NZL"
    }
  },
  "toPaymentInformationDetailV3ITA": {
    "__deferred": {
      "uri": "https://api-server/odata/v2/
PaymentInformationDetailV3(PaymentInformationV3_effectiveStartDate=datetime'2016-
05-25T00:00:00',PaymentInformationV3_worker='ykumar',externalCode=6855L)/
toPaymentInformationDetailV3ITA"
    }
  },
  "paymentMethodNav": {
    "__deferred": {
      "uri": "https://api-server/odata/v2/
PaymentInformationDetailV3(PaymentInformationV3_effectiveStartDate=datetime'2016-
05-25T00:00:00',PaymentInformationV3_worker='ykumar',externalCode=6855L)/
paymentMethodNav"
    }
  },
  "toPaymentInformationDetailV3ECU": {
    "__deferred": {
      "uri": "https://api-server/odata/v2/
PaymentInformationDetailV3(PaymentInformationV3_effectiveStartDate=datetime'2016-
05-25T00:00:00',PaymentInformationV3_worker='ykumar',externalCode=6855L)/
toPaymentInformationDetailV3ECU"
    }
  },
  "toPaymentInformationDetailV3USA": {
    "__deferred": {

```



```

        "uri": "https://api-server/odata/v2/
PaymentInformationDetailV3(PaymentInformationV3_effectiveStartDate=datetime'2016-
05-25T00:00:00',PaymentInformationV3_worker='ykumar',externalCode=6855L)/
toPaymentInformationDetailV3USA"
    },
    "toPaymentInformationDetailV3VEN": {
        "__deferred": {
            "uri": "https://api-server/odata/v2/
PaymentInformationDetailV3(PaymentInformationV3_effectiveStartDate=datetime'2016-
05-25T00:00:00',PaymentInformationV3_worker='ykumar',externalCode=6855L)/
toPaymentInformationDetailV3VEN"
        }
    },
    "toPaymentInformationDetailV3CHL": {
        "__deferred": {
            "uri": "https://api-server/odata/v2/
PaymentInformationDetailV3(PaymentInformationV3_effectiveStartDate=datetime'2016-
05-25T00:00:00',PaymentInformationV3_worker='ykumar',externalCode=6855L)/
toPaymentInformationDetailV3CHL"
        }
    },
    "currencyNav": {
        "__deferred": {
            "uri": "https://api-server/odata/v2/
PaymentInformationDetailV3(PaymentInformationV3_effectiveStartDate=datetime'2016-
05-25T00:00:00',PaymentInformationV3_worker='ykumar',externalCode=6855L)/
currencyNav"
        }
    },
    "toPaymentInformationDetailV3FRA": {
        "__deferred": {
            "uri": "https://api-server/odata/v2/
PaymentInformationDetailV3(PaymentInformationV3_effectiveStartDate=datetime'2016-
05-25T00:00:00',PaymentInformationV3_worker='ykumar',externalCode=6855L)/
toPaymentInformationDetailV3FRA"
        }
    },
    "toPaymentInformationDetailV3NGA": {
        "__deferred": {
            "uri": "https://api-server/odata/v2/
PaymentInformationDetailV3(PaymentInformationV3_effectiveStartDate=datetime'2016-
05-25T00:00:00',PaymentInformationV3_worker='ykumar',externalCode=6855L)/
toPaymentInformationDetailV3NGA"
        }
    },
    "payTypeNav": {
        "__deferred": {
            "uri": "https://api-server/odata/v2/
PaymentInformationDetailV3(PaymentInformationV3_effectiveStartDate=datetime'2016-
05-25T00:00:00',PaymentInformationV3_worker='ykumar',externalCode=6855L)/
payTypeNav"
        }
    },
    "bankCountryNav": {
        "__deferred": {
            "uri": "https://api-server/odata/v2/
PaymentInformationDetailV3(PaymentInformationV3_effectiveStartDate=datetime'2016-
05-25T00:00:00',PaymentInformationV3_worker='ykumar',externalCode=6855L)/
bankCountryNav"
        }
    },
    "toPaymentInformationDetailV3ESP": {
        "__deferred": {
            "uri": "https://api-server/odata/v2/
PaymentInformationDetailV3(PaymentInformationV3_effectiveStartDate=datetime'2016-
05-25T00:00:00',PaymentInformationV3_worker='ykumar',externalCode=6855L)/
toPaymentInformationDetailV3ESP"
        }
    }
}

```

```

    }
  },
  "toPaymentInformationDetailV3ARG": {
    "__deferred": {
      "uri": "https://api-server/odata/v2/
PaymentInformationDetailV3(PaymentInformationV3_effectiveStartDate=datetime'2016-
05-25T00:00:00',PaymentInformationV3_worker='ykumar',externalCode=6855L)/
toPaymentInformationDetailV3ARG"
    }
  },
  "toPaymentInformationDetailV3MEX": {
    "__deferred": {
      "uri": "https://api-server/odata/v2/
PaymentInformationDetailV3(PaymentInformationV3_effectiveStartDate=datetime'2016-
05-25T00:00:00',PaymentInformationV3_worker='ykumar',externalCode=6855L)/
toPaymentInformationDetailV3MEX"
    }
  },
  "toPaymentInformationDetailV3KEN": {
    "__deferred": {
      "uri": "https://api-server/odata/v2/
PaymentInformationDetailV3(PaymentInformationV3_effectiveStartDate=datetime'2016-
05-25T00:00:00',PaymentInformationV3_worker='ykumar',externalCode=6855L)/
toPaymentInformationDetailV3KEN"
    }
  },
  "toPaymentInformationDetailV3BRA": {
    "__deferred": {
      "uri": "https://api-server/odata/v2/
PaymentInformationDetailV3(PaymentInformationV3_effectiveStartDate=datetime'2016-
05-25T00:00:00',PaymentInformationV3_worker='ykumar',externalCode=6855L)/
toPaymentInformationDetailV3BRA"
    }
  }
}
]
}
}

```

Parent topic: [Payment Information \[page 1064\]](#)

## Related Information

[Bank \[page 1066\]](#)

[PaymentInformationDetailV3GHA and PaymentInformationDetailV3SUR \[page 1068\]](#)

[PaymentInformationDetailV3MOZ \[page 1083\]](#)

[PaymentInformationDetailV3BOL \[page 1086\]](#)

[PaymentInformationDetailV3PRY \[page 1090\]](#)

[SAP Business Accelerator Hub: PaymentInformationDetailV3ZAF](#) 

## 9.4.11.4 PaymentInformationDetailV3MOZ

This entity stores the country-dependent fields of payment information details for Mozambique. You can use this entity to create, modify or delete the PaymentInformationDetailV3's child objects.

### Supported Operations

Operation	Description
Query	Yes
Insert	Yes
Upsert	Yes
Delete	Yes

### Properties and Navigation Properties

This section lists only the properties and navigation properties that require special business logic, permission, or other additional information. For more information, refer to the API dictionary in [Admin Center](#) [API Center](#) [OData API Data Dictionary](#) or the API metadata using query: `https://<api-server>/odata/v2/<Entity>/$metadata`.

### Properties

Property	Description
accountType	

### Entity Relationship Diagram

#### Use Case 1: <Query the XXX for a single user>

The following example uses Mozambique as an example shows how to query the payment information details of one country for a single user.

## Request

Operation	Query
HTTP Method	GET
URI	<code>https://&lt;hostname&gt;/odata/v2/ PaymentInformationDetailV3(PaymentInformationV3_effectiveStart artDate=datetime'2019-09-04T00:00:00',PaymentInformationV3_ worker='155',externalCode=22890L)/ toPaymentInformationDetailV3MOZ?\$format=json</code>

## Response

```
{
  "d": {
    "__metadata": {
      "uri": "https://localhost:443/odata/v2/  
PaymentInformationDetailV3MOZ(PaymentInformationDetailV3_externalCode=22890L,Payment  
InformationV3_effectiveStartDate=datetime'2019-09-04T00:00:00',PaymentInformationV3_  
worker='155',externalCode=22916L)",
      "type": "SFOData.PaymentInformationDetailV3MOZ"
    },
    "PaymentInformationV3_effectiveStartDate": "/Date(1567555200000)/",
    "externalCode": "22916",
    "PaymentInformationV3_worker": "155",
    "PaymentInformationDetailV3_externalCode": "22890",
    "lastModifiedDateTime": "/Date(1567583742000+0000)/",
    "accountType": "CURRENT",
    "lastModifiedBy": "admin",
    "createdDateTime": "/Date(1567583742000+0000)/",
    "mdfSystemRecordStatus": "N",
    "createdBy": "admin",
    "createdByNav": {
      "__deferred": {
        "uri": "https://localhost:443/odata/v2/  
PaymentInformationDetailV3MOZ(PaymentInformationDetailV3_externalCode=22890L,Payment  
InformationV3_effectiveStartDate=datetime'2019-09-04T00:00:00',PaymentInformationV3_  
worker='155',externalCode=22916L)/createdByNav"
      }
    },
    "accountTypeNav": {
      "__deferred": {
        "uri": "https://localhost:443/odata/v2/  
PaymentInformationDetailV3MOZ(PaymentInformationDetailV3_externalCode=22890L,Payment  
InformationV3_effectiveStartDate=datetime'2019-09-04T00:00:00',PaymentInformationV3_  
worker='155',externalCode=22916L)/accountTypeNav"
      }
    },
    "lastModifiedByNav": {
      "__deferred": {
        "uri": "https://localhost:443/odata/v2/  
PaymentInformationDetailV3MOZ(PaymentInformationDetailV3_externalCode=22890L,Payment  
InformationV3_effectiveStartDate=datetime'2019-09-04T00:00:00',PaymentInformationV3_  
worker='155',externalCode=22916L)/lastModifiedByNav"
      }
    },
    "mdfSystemRecordStatusNav": {
      "__deferred": {
        "uri": "https://localhost:443/odata/v2/  
PaymentInformationDetailV3MOZ(PaymentInformationDetailV3_externalCode=22890L,Payment  
InformationV3_effectiveStartDate=datetime'2019-09-04T00:00:00',PaymentInformationV3_  
worker='155',externalCode=22916L)/mdfSystemRecordStatusNav"
      }
    }
  }
}
```

```
}  
}
```

## Use Case 2: Upsert the XXX for a single user

The following example uses Macedonia as an example and shows how to upsert the payment information of one country for a single user.

### Request

Operation	Upsert
HTTP Method	POST
URI	https://<hostname>/odata/v2/upsert
Payload	<pre>{   "__metadata": {     "uri":     "PaymentInformationDetailV3MOZ(PaymentInformationDetailV3_externalCode=22890L,PaymentInformationV3_effectiveStartDate=datetime'2019-09-04T00:00:00',PaymentInformationV3_worker='155',externalCode=22916)"   },   "accountType": "SAVINGS" }</pre>

### Response

```
<?xml version="1.0" encoding="utf-8"?>  
<feed xmlns="http://www.w3.org/2005/Atom" xmlns:m="http://schemas.microsoft.com/ado/2007/08/dataservices/metadata" xmlns:d="http://schemas.microsoft.com/ado/2007/08/dataservices">  
  <entry>  
    <content type="application/xml">  
      <m:properties>  
        <d:key>PaymentInformationDetailV3MOZ/  
PaymentInformationDetailV3_externalCode=22890,PaymentInformationDetailV3MOZ/  
PaymentInformationV3_effectiveStartDate=2019-09-04T00:00:00.000+08:00,PaymentInforma  
tionDetailV3MOZ/PaymentInformationV3_worker=155,PaymentInformationDetailV3MOZ/  
externalCode=22916</d:key>  
        <d:status>OK</d:status>  
        <d:editStatus>UPSERTED</d:editStatus>  
        <d:message m:null="true"></d:message>  
        <d:index m:type="Edm.Int32">0</d:index>  
        <d:httpCode m:type="Edm.Int32">200</d:httpCode>  
        <d:inlineResults m:type="Bag(SFODData.UpsertResult)"></  
d:inlineResults>  
      </m:properties>  
    </content>  
  </entry>  
</feed>
```

## Use Case 3: Delete the XXX for a single user

The following example uses Macedonia as an example and shows how to delete the payment information of one country for a single user.

### Request

Operation	Delete
HTTP Method	DELETE
URI	<code>http://&lt;hostname&gt;/odata/v2/ PaymentInformationDetailV3MOZ(PaymentInformationDetailV3_extern alCode=22890L,PaymentInformationV3_effectiveStartDate=d atetime'2019-09-04T00:00:00',PaymentInformationV3_worker='1 55',externalCode=22916L)</code>

Parent topic: [Payment Information \[page 1064\]](#)

## Related Information

[Bank \[page 1066\]](#)

[PaymentInformationDetailV3GHA and PaymentInformationDetailV3SUR \[page 1068\]](#)

[PaymentInformationDetailV3ZAF \[page 1071\]](#)

[PaymentInformationDetailV3BOL \[page 1086\]](#)

[PaymentInformationDetailV3PRY \[page 1090\]](#)

[SAP Business Accelerator Hub: PaymentInformationDetailV3MOZ](#)

## 9.4.11.5 PaymentInformationDetailV3BOL

These entities store the country/region dependent fields for Payment Information Details for Bolivia. You can use these entities to create, modify or delete the PaymentInformationDetailV3's child objects PaymentInformationDetailV3BOL entity.

## Permissions

Payment Information V3 is enabled for your company instance.

## Supported Operations

Query, Upsert, Insert, Delete.

## Properties and Navigation Properties

This section lists only the properties and navigation properties that require special business logic, permission, or other additional information. For more information, refer to the API dictionary in [Admin Center](#) > [API Center](#) > [OData API Data Dictionary](#) or the API metadata using query: `https://<api-server>/odata/v2/<Entity>/$metadata`.

### Properties

PaymentInformationDetailV3BOL

Property	Description
accountType	-

### Navigation Properties

PaymentInformationDetailV3BOL

Navigation Property	Related Entity	Description
None	-	-

## PaymentInformationDetailV3XXX

These entities store the country/region dependent fields for Payment Information Details for Bolivia. You can use this entity to create, modify or delete the PaymentInformationDetailV3's child objects PaymentInformationDetailV3BOL entity.

## Use Case 1: Querying the Country/Region-specific Payment Information Details of a Single User

The following example for Bolivia shows how to query the payment information detail of one country/region for a single user.

### Request

Operation                      Query

HTTP Method	GET
URI	<pre>http://&lt;hostname&gt;/odata/v2/ PaymentInformationDetailV3BOL(PaymentInformationDetailV3_externalCode=15501L,PaymentInformationV3_effectiveStartDate=datetime'2022-04-25T00:00:00',PaymentInformationV3_worker='cgrant1',externalCode=15503L)</pre>

## Response

```
{
  "d": {
    "__metadata": {
      "uri": "https://localhost:443/odata/v2/
PaymentInformationDetailV3BOL(PaymentInformationDetailV3_externalCode=15501L,Payment
InformationV3_effectiveStartDate=datetime'2022-04-25T00:00:00',PaymentInformationV3_
worker='cgrant1',externalCode=15503L)",
      "type": "SFOData.PaymentInformationDetailV3BOL"
    },
    "PaymentInformationV3_effectiveStartDate": "/Date(1650844800000)/",
    "externalCode": "15503",
    "PaymentInformationV3_worker": "cgrant1",
    "PaymentInformationDetailV3_externalCode": "15501",
    "lastModifiedDate": "/Date(1650965483000+0000)/",
    "createdBy": "admin",
    "accountType": "CA",
    "lastModifiedBy": "admin",
    "createdDateTime": "/Date(1650965483000+0000)/",
    "mdfSystemRecordStatus": "N",
    "createdByNav": {
      "__deferred": {
        "uri": "https://localhost:443/odata/v2/
PaymentInformationDetailV3BOL(PaymentInformationDetailV3_externalCode=15501L,Payment
InformationV3_effectiveStartDate=datetime'2022-04-25T00:00:00',PaymentInformationV3_
worker='cgrant1',externalCode=15503L)/createdByNav"
      }
    },
    "lastModifiedByNav": {
      "__deferred": {
        "uri": "https://localhost:443/odata/v2/
PaymentInformationDetailV3BOL(PaymentInformationDetailV3_externalCode=15501L,Payment
InformationV3_effectiveStartDate=datetime'2022-04-25T00:00:00',PaymentInformationV3_
worker='cgrant1',externalCode=15503L)/lastModifiedByNav"
      }
    },
    "accountTypeNav": {
      "__deferred": {
        "uri": "https://localhost:443/odata/v2/
PaymentInformationDetailV3BOL(PaymentInformationDetailV3_externalCode=15501L,Payment
InformationV3_effectiveStartDate=datetime'2022-04-25T00:00:00',PaymentInformationV3_
worker='cgrant1',externalCode=15503L)/accountTypeNav"
      }
    },
    "mdfSystemRecordStatusNav": {
      "__deferred": {
        "uri": "https://localhost:443/odata/v2/
PaymentInformationDetailV3BOL(PaymentInformationDetailV3_externalCode=15501L,Payment
InformationV3_effectiveStartDate=datetime'2022-04-25T00:00:00',PaymentInformationV3_
worker='cgrant1',externalCode=15503L)/mdfSystemRecordStatusNav"
      }
    }
  }
}
```



## Use Case 2: Upserting the Country/Region-specific Payment Information Details of a Single User

The following example for Bolivia shows how to query the payment information detail of one country/region for a single user.

### Request

Operation	Upsert
HTTP Method	POST
URI	https://<hostname>/odata/v2/upsert
Payload	<pre>{   "__metadata": {     "uri":     "PaymentInformationDetailV3BOL(PaymentInformationDetailV3_externalCode=15501L,PaymentInformationV3_effectiveStartDate=datetime '2022-04-25T00:00:00',PaymentInformationV3_worker='cgrant1',externalCode=15503L)"   },   "accountType": "SA" }</pre>

### Response

```
{
  "d": [
    {
      "key": "PaymentInformationDetailV3BOL/PaymentInformationDetailV3_externalCode=15501,PaymentInformationDetailV3BOL/PaymentInformationV3_effectiveStartDate=2022-04-25T00:00:00.000+08:00,PaymentInformationDetailV3BOL/PaymentInformationV3_worker=cgrant1,PaymentInformationDetailV3BOL/externalCode=15503",
      "status": "OK",
      "editStatus": "UPsertED",
      "message": null,
      "index": 0,
      "httpCode": 200,
      "inlineResults": null
    }
  ]
}
```

## Use Case 3: Delete the Country/Region-specific Payment Information Details of a single user

The following example uses Macedonia as an example and shows how to delete the payment information of one country for a single user.

## Request

Operation	Delete
HTTP Method	DELETE
URI	<code>http://&lt;hostname&gt;/odata/v2/ PaymentInformationDetailV3BOL(PaymentInformationDetailV3_externalCode=15501L,PaymentInformationV3_effectiveStartDate=datetime'2022-04-25T00:00:00',PaymentInformationV3_worker='cgrant1',externalCode=15503L)</code>

Parent topic: [Payment Information \[page 1064\]](#)

## Related Information

[Bank \[page 1066\]](#)

[PaymentInformationDetailV3GHA and PaymentInformationDetailV3SUR \[page 1068\]](#)

[PaymentInformationDetailV3ZAF \[page 1071\]](#)

[PaymentInformationDetailV3MOZ \[page 1083\]](#)

[PaymentInformationDetailV3PRY \[page 1090\]](#)

### 9.4.11.6 PaymentInformationDetailV3PRY

These entities store the country/region dependent fields for Payment Information Details for Paraguay. You can use these entities to create, modify or delete the PaymentInformationDetailV3's child objects PaymentInformationDetailV3PRY entity.

## Permissions

Payment Information V3 is enabled for your company instance.

## Supported Operations

Query, Upsert, Insert, Delete.

## Properties and Navigation Properties

This section lists only the properties and navigation properties that require special business logic, permission, or other additional information. For more information, refer to the API dictionary in [Admin Center](#) [API Center](#) [OData API Data Dictionary](#) or the API metadata using query: `https://<api-server>/odata/v2/<Entity>/$metadata`.

### Properties

PaymentInformationDetailV3PRY

Property	Description
accountType	-

### Navigation Properties

PaymentInformationDetailV3PRY

Navigation Property	Related Entity	Description
None	-	-

## PaymentInformationDetailV3XXX

These entities store the country/region dependent fields for Payment Information Details for Paraguay. You can use this entity to create, modify or delete the PaymentInformationDetailV3's child objects PaymentInformationDetailV3PRY entity.

## Use Case 1: Querying the Country/Region-specific Payment Information Details of a Single User

The following example for Paraguay shows how to query the payment information details of one country/region for a single user.

### Request

Operation	Query
HTTP Method	GET
URI	<code>http://&lt;hostname&gt;/odata/v2/PaymentInformationDetailV3PRY(PaymentInformationDetailV3_externalCode=15501L,PaymentInformationV3_effectiveStartDate=datetime'2022-04-25T00:00:00',PaymentInformationV3_worker='cgrant1',externalCode=15502L)</code>

## Response

```
{
  "d": {
    "__metadata": {
      "uri": "https://localhost:443/odata/v2/
PaymentInformationDetailV3PRY(PaymentInformationDetailV3_externalCode=15501L,Payment
InformationV3_effectiveStartDate=datetime'2022-04-25T00:00:00',PaymentInformationV3_
worker='cgrant1',externalCode=15502L)",
      "type": "SFOData.PaymentInformationDetailV3PRY"
    },
    "PaymentInformationV3_effectiveStartDate": "/Date(1650844800000)/",
    "externalCode": "15502",
    "PaymentInformationV3_worker": "cgrant1",
    "PaymentInformationDetailV3_externalCode": "15501",
    "lastModifiedDate": "/Date(1650965483000+0000)/",
    "createdBy": "admin",
    "accountType": "CA",
    "lastModifiedBy": "admin",
    "createdDateTime": "/Date(1650965483000+0000)/",
    "mdfSystemRecordStatus": "N",
    "createdByNav": {
      "__deferred": {
        "uri": "https://localhost:443/odata/v2/
PaymentInformationDetailV3PRY(PaymentInformationDetailV3_externalCode=15501L,Payment
InformationV3_effectiveStartDate=datetime'2022-04-25T00:00:00',PaymentInformationV3_
worker='cgrant1',externalCode=15502L)/createdByNav"
      }
    },
    "lastModifiedByNav": {
      "__deferred": {
        "uri": "https://localhost:443/odata/v2/
PaymentInformationDetailV3PRY(PaymentInformationDetailV3_externalCode=15501L,Payment
InformationV3_effectiveStartDate=datetime'2022-04-25T00:00:00',PaymentInformationV3_
worker='cgrant1',externalCode=15502L)/lastModifiedByNav"
      }
    },
    "accountTypeNav": {
      "__deferred": {
        "uri": "https://localhost:443/odata/v2/
PaymentInformationDetailV3PRY(PaymentInformationDetailV3_externalCode=15501L,Payment
InformationV3_effectiveStartDate=datetime'2022-04-25T00:00:00',PaymentInformationV3_
worker='cgrant1',externalCode=15502L)/accountTypeNav"
      }
    },
    "mdfSystemRecordStatusNav": {
      "__deferred": {
        "uri": "https://localhost:443/odata/v2/
PaymentInformationDetailV3PRY(PaymentInformationDetailV3_externalCode=15501L,Payment
InformationV3_effectiveStartDate=datetime'2022-04-25T00:00:00',PaymentInformationV3_
worker='cgrant1',externalCode=15502L)/mdfSystemRecordStatusNav"
      }
    }
  }
}
```

## Use Case 2: Upserting the Country/Region-specific Payment Information Details of a Single User

The following example for Paraguay shows how to query the payment information detail of one country/region for a single user.

## Request

Operation	Upsert
HTTP Method	POST
URI	https://<hostname>/odata/v2/upsert
Payload	<pre>{   "__metadata": {     "uri":     "PaymentInformationDetailV3PRY(PaymentInformationDetailV3_externalCode=15501L,PaymentInformationV3_effectiveStartDate=datetime '2022-04-25T00:00:00',PaymentInformationV3_worker='cgrant1',externalCode=15502L)"   },   "accountType": "SA" }</pre>

## Response

<pre>{   "d": [     {       "key": "PaymentInformationDetailV3PRY/ PaymentInformationDetailV3_externalCode=15501,PaymentInformationDetailV3PRY/ PaymentInformationV3_effectiveStartDate=2022-04-25T00:00:00.000+08:00,PaymentInforma tionDetailV3PRY/PaymentInformationV3_worker=cgrant1,PaymentInformationDetailV3PRY/ externalCode=15502",       "status": "OK",       "editStatus": "UPsertED",       "message": null,       "index": 0,       "httpCode": 200,       "inlineResults": null     }   ] }</pre>
--

## Use Case 3: Delete the Country/Region-specific Payment Information Details of a single user

The following example uses Paraguay as an example and shows how to delete the payment information of one country for a single user.

## Request

Operation	Delete
HTTP Method	DELETE

URI `http://<hostname>/odata/v2/  
PaymentInformationDetailV3PRY(PaymentInformationDetailV3_ex  
ternalCode=15501L,PaymentInformationV3_effectiveStartDate=d  
atetime'2022-04-25T00:00:00',PaymentInformationV3_worker='c  
grant1',externalCode=15502L)`

---

Parent topic: [Payment Information \[page 1064\]](#)

## Related Information

[Bank \[page 1066\]](#)

[PaymentInformationDetailV3GHA and PaymentInformationDetailV3SUR \[page 1068\]](#)

[PaymentInformationDetailV3ZAF \[page 1071\]](#)

[PaymentInformationDetailV3MOZ \[page 1083\]](#)

[PaymentInformationDetailV3BOL \[page 1086\]](#)

## 9.4.12 Payroll

### 9.4.12.1 DataReplicationProxy

You use this entity to store references to Employee Central Time data that are relevant for replication to your selected system/landscape, like Employee Central Payroll or SAP ERP HCM, and to identify all delta changes of your replicated time data. It only contains a limited number of references to available Employee Central Time objects.

### Supported Operations

Query

### Properties and Navigation Properties

This section lists only the properties and navigation properties that require special business logic, permission, or other additional information. For more information, refer to the API dictionary in [Admin Center](#) > [API Center](#)

➤ [OData API Data Dictionary](#) or the API metadata using query: `https://<api-server>/odata/v2/<Entity>/$metadata`.

## Use Case: Retrieving Data Replication Proxies

### Request

Operation	Query
HTTP Method	GET
URI	<code>https://&lt;api-server&gt;/odata/v2/DataReplicationProxy?\$format=json</code>

### Response

```
{
  "d": {
    "results": {
      "__metadata": {
        "uri": "https://<api-server>/odata/v2/DataReplicationProxy('75846belb99b413f8d0f8872e89d3acf')",
        "type": "SFOData.DataReplicationProxy"
      },
      "externalCode": "75846belb99b413f8d0f8872e89d3acf",
      "replicationTargetSystem": "XXXCLNT100",
      "useCostCenterExternalObjectId": false,
      "sourceGenericObjectInternalId": "123456789",
      "userId": "111",
      "replicationContentType": "EMPLOYEE_TIME_DATA",
      "allowReplicationInCorrectionPhase": false,
      "sourceGenericObjectExternalCode": "75846belb99b413f8d0f8872e89d3acf",
      "legalEntity": "AE01",
      "employeeTime": "75846belb99b413f8d0f8872e89d3acf",
      "dataReplicationProxyStatus": "OUT_OF_SYNC",
      "earliestReplicationDateTime": "/Date(1454510575000+0000)/",
      "employeeTimeNav": {
        "__metadata": {
          "uri": "https://<api-server>/odata/v2/EmployeeTime('75846belb99b413f8d0f8872e89d3acf')",
          "type": "SFOData.EmployeeTime"
        },
        "externalCode": "75846belb99b413f8d0f8872e89d3acf",
        "quantityInDays": "1",
        "endDate": "/Date(1424217600000)/",
        "timeType": "OOO",
        "approvalStatus": "APPROVED",
        "comment": null,
        "startDate": "/Date(1424217600000)/",
        "quantityInHours": "8",
      }
    }
  }
}
```

## 9.4.12.2 EmployeePayrollRunResults

You use this entity to retain information about the employees replicated payroll run results for a particular period of time.

### Permissions

- [User Permissions](#) > [Miscellaneous Permissions](#) >

### Supported Operations

Query, Insert, Upsert, Merge, Delete

### Properties and Navigation Properties

This section lists only the properties and navigation properties that require special business logic, permission, or other additional information. For more information, refer to the API dictionary in [Admin Center](#) > [API Center](#) > [OData API Data Dictionary](#) or the API metadata using query: `https://<api-server>/odata/v2/<Entity>/$metadata`.

### Use Cases

This is the query operation for EmployeePayrollRunResults entity which is further associated with EmployeePayrollRunResultsItems with 1:N relationship. This query is requesting the data for an employee called 'maryusa1' and in response, the required data will be retrieved.

### Request

Operation	QUERY
URI	<code>https://&lt;api-server&gt;/odata/v2/ EmployeePayrollRunResults? \$format=json&amp;\$filter=userId eq 'maryusa1'&amp;\$expand=employeePayrollRunResul ts</code>
Headers	Authorization: Basic <Base 64 encoded ("user@com- pany:password")>



## Payload

```
{
  "__metadata": {
    "uri": "https://<api-server>/
odata/v2/
EmployeePayrollRunResults(externalCode='
SAP_EC_PAYROLL_US01_0101201501312015_399
1_4031',mdfSystemEffectiveStartDate=date
time'2015-01-31T00:00:00')",
    "type":
    "SFOData.EmployeePayrollRunResults"
  },
  "mdfSystemEffectiveStartDate": "/
Date(1422662400000)/",
  "externalCode":
  "SAP_EC_PAYROLL_US01_0101201501312015_39
91_4031",
  "payrollRunType": "EC_PRT_001",
  "mdfSystemEffectiveEndDate": "/
Date(253402214400000)/",
  "mdfSystemObjectType":
  "EmployeePayrollRunResults",
  "payrollId": null,
  "mdfSystemVersionId": null,
  "employmentId": "4031",
  "lastModifiedDateTime": "/
Date(1436522255000+0000)/",
  "sequenceNumber": "15",
  "mdfSystemTransactionSequence": "1",
  "currency": "USD",
  "payrollProviderPayrollRunType":
  "R",
  "payrollProviderId":
  "SAP_EC_PAYROLL",
  "isVoid": false,
  "mdfSystemRecordId":
  "376D2FFE74E64F23BFF86DC13FEF3F6B",
  "mdfSystemEntityId":
  "5921769D435546AA9C5F650789047230",
  "userId": "maryusal",
  "personId": "3991",
  "mdfSystemStatus": "A",
  "payDate": "/Date(1422662400000)/",
  "systemId": "QK8",
  "lastModifiedDateWithTZ": "/
Date(1436522255000+0000)/",
  "createdDate": "/
Date(1427788173000)/",
  "mdfSystemRecordStatus": "N",
  "startDateWhenPaid": "/
Date(1420070400000)/",
  "externalName": null,
  "endDateWhenPaid": "/
Date(1422662400000)/",
  "clientId": "507",
  "createdBy": "hajek",
  "createdDateTime": "/
Date(1427788173000+0000)/",
  "lastModifiedBy": "admin",
  "lastModifiedDate": "/
Date(1436522255000)/",
  "companyId": "US01",
  "payrollRunTypeNav": {
    "__deferred": {
      "uri": "https://<api-
server>/odata/v2/
```

```

EmployeePayrollRunResults(externalCode='
SAP_EC_PAYROLL_US01_0101201501312015_399
1_4031',mdfSystemEffectiveStartDate=date
time'2015-01-31T00:00:00')/
payrollRunTypeNav"
    }
}

```

## Response

```

{
  "d": {
    "results": [{
      "__metadata": {
        "uri": "https://<api-server>/odata/v2/
EmployeePayrollRunResults(externalCode='SAP_EC_PAYROLL_US01_0101201501312015_3991_40
31',mdfSystemEffectiveStartDate=datetime'2015-01-31T00:00:00')",
        "type": "SFOData.EmployeePayrollRunResults"
      },
      "mdfSystemEffectiveStartDate": "/Date(1422662400000)/",
      "externalCode":
      "SAP_EC_PAYROLL_US01_0101201501312015_3991_4031",
      "payrollRunType": "EC_PRT_001",
      "mdfSystemEffectiveEndDate": "/Date(253402214400000)/",
      "mdfSystemObjectType": "EmployeePayrollRunResults",
      "payrollId": null,
      "mdfSystemVersionId": null,
      "employmentId": "4031",
      "lastModifiedDateTime": "/Date(1436522255000+0000)/",
      "sequenceNumber": "15",
      "mdfSystemTransactionSequence": "1",
      "currency": "USD",
      "payrollProviderPayrollRunType": "R",
      "payrollProviderId": "SAP_EC_PAYROLL",
      "isVoid": false,
      "mdfSystemRecordId": "376D2FFE74E64F23BFF86DC13FEF3F6B",
      "mdfSystemEntityId": "5921769D435546AA9C5F650789047230",
      "userId": "maryusal",
      "personId": "3991",
      "mdfSystemStatus": "A",
      "payDate": "/Date(1422662400000)/",
      "systemId": "QK8",
      "lastModifiedDateWithTZ": "/Date(1436522255000+0000)/",
      "createdDate": "/Date(1427788173000)/",
      "mdfSystemRecordStatus": "N",
      "startDateWhenPaid": "/Date(1420070400000)/",
      "externalName": null,
      "endDateWhenPaid": "/Date(1422662400000)/",
      "clientId": "507",
      "createdBy": "hajek",
      "createdDateTime": "/Date(1427788173000+0000)/",
      "lastModifiedBy": "admin",
      "lastModifiedDate": "/Date(1436522255000)/",
      "companyId": "US01",
      "payrollRunTypeNav": {
        "__deferred": {
          "uri": "https://<api-server>/odata/v2/
EmployeePayrollRunResults(externalCode='SAP_EC_PAYROLL_US01_0101201501312015_3991_40
31',mdfSystemEffectiveStartDate=datetime'2015-01-31T00:00:00')/payrollRunTypeNav"
        }
      },
      "employeePayrollRunResultsItems": {
        "results": [{
          "__metadata": {
            "uri": "https://<api-server>/odata/v2/
EmployeePayrollRunResultsItems(EmployeePayrollRunResults_externalCode='SAP_EC_PAYROL

```

```

L_US01_0101201501312015_3991_4031',EmployeePayrollRunResults_mdfSystemEffectiveStart
Date=datetime'2015-01-31T00:00:00',externalCode='3991_/101_0101201501312015')",
    "type": "SFOData.EmployeePayrollRunResultsItems"
  },
  "EmployeePayrollRunResults_mdfSystemEffectiveStartDate": "/Date(1422662400000)/",
  "EmployeePayrollRunResults_externalCode":
  "SAP_EC_PAYROLL_US01_0101201501312015_3991_4031",
  "externalCode": "3991_/101_0101201501312015",
  "payrollProviderWageType": "/101",
  "payrollProviderGroupingValue": null,
  "mdfSystemEffectiveEndDate": "/"
Date(253402214400000)/",
  "mdfSystemObjectType":
  "EmployeePayrollRunResultsItems",
  "mdfSystemVersionId": null,
  "payrollProviderUnitOfMeasurement": null,
  "lastModifiedDate": "/"
Date(1436522255000+0000)/",
  "mdfSystemTransactionSequence": "1",
  "amount": "85.27",
  "mdfSystemRecordId":
  "A863859AFD61418A95EABD522652F7D9",
  "mdfSystemEntityId":
  "DBB2408595F64423AB0CCCB17466E59E",
  "mdfSystemStatus": "A",
  "quantity": "0",
  "lastModifiedDateWithTZ": "/"
Date(1436522255000+0000)/",
  "createdDate": "/Date(1429517937000)/",
  "mdfSystemRecordStatus": "N",
  "wageType": "EC_MOB_US_GROSS",
  "unitOfMeasurement": null,
  "externalName": null,
  "payrollProviderGroupingReason": null,
  "createdBy": "hajek",
  "groupingReason": null,
  "lastModifiedBy": "admin",
  "createdDateTime": "/Date(1429517937000+0000)/",
  "startDateWhenEarned": "/Date(1420070400000)/",
  "lastModifiedDate": "/Date(1436522255000)/",
  "mdfSystemEffectiveStartDate": "/"
Date(-2208988800000)/",
  "endDateWhenEarned": "/Date(1422662400000)/",
  "groupingReasonNav": {
    "__deferred": {
      "uri": "https://<api-server>/odata/v2/
EmployeePayrollRunResultsItems(EmployeePayrollRunResults_externalCode='SAP_EC_PAYROL
L_US01_0101201501312015_3991_4031',EmployeePayrollRunResults_mdfSystemEffectiveStart
Date=datetime'2015-01-31T00:00:00',externalCode='3991_/101_0101201501312015')/
groupingReasonNav"
    }
  },
  "wageTypeNav": {
    "__deferred": {
      "uri": "https://<api-server>/odata/v2/
EmployeePayrollRunResultsItems(EmployeePayrollRunResults_externalCode='SAP_EC_PAYROL
L_US01_0101201501312015_3991_4031',EmployeePayrollRunResults_mdfSystemEffectiveStart
Date=datetime'2015-01-31T00:00:00',externalCode='3991_/101_0101201501312015')/
wageTypeNav"
    }
  },
  "mdfSystemRecordStatusNav": {
    "__deferred": {
      "uri": "https://<api-server>/odata/v2/
EmployeePayrollRunResultsItems(EmployeePayrollRunResults_externalCode='SAP_EC_PAYROL
L_US01_0101201501312015_3991_4031',EmployeePayrollRunResults_mdfSystemEffectiveStart

```

```

Date=datetime'2015-01-31T00:00:00',externalCode='3991_/101_0101201501312015')/
mdfSystemRecordStatusNav"
    }
  },
  "mdfSystemStatusNav": {
    "__deferred": {
      "uri": "https://<api-server>/odata/v2/
EmployeePayrollRunResultsItems(EmployeePayrollRunResults_externalCode='SAP_EC_PAYROL
L_US01_0101201501312015_3991_4031',EmployeePayrollRunResults_mdfSystemEffectiveStart
Date=datetime'2015-01-31T00:00:00',externalCode='3991_/101_0101201501312015')/
mdfSystemStatusNav"
    }
  }
},
{
  "__metadata": {
    "uri": "https://<api-server>/odata/v2/
EmployeePayrollRunResultsItems(EmployeePayrollRunResults_externalCode='SAP_EC_PAYROL
L_US01_0101201501312015_3991_4031',EmployeePayrollRunResults_mdfSystemEffectiveStart
Date=datetime'2015-01-31T00:00:00',externalCode='3991_/845_0101201501312015')",
    "type": "SFOData.EmployeePayrollRunResultsItems"
  },
  "EmployeePayrollRunResults_mdfSystemEffectiveStartDate": "/Date(1422662400000)/",
  "EmployeePayrollRunResults_externalCode":
  "SAP_EC_PAYROLL_US01_0101201501312015_3991_4031",
  "externalCode": "3991_/845_0101201501312015",
  "payrollProviderWageType": "/845",
  "payrollProviderGroupingValue": null,
  "mdfSystemEffectiveEndDate": "/",
  Date(253402214400000)/",
  "mdfSystemObjectType":
  "EmployeePayrollRunResultsItems",
  "mdfSystemVersionId": null,
  "payrollProviderUnitOfMeasurement": null,
  "lastModifiedDateTime": "/",
  Date(1435563657000+0000)/",
  "mdfSystemTransactionSequence": "1",
  "amount": "120.9",
  "mdfSystemRecordId":
  "44748190EB8C4986B57A96C5E70FA540",
  "mdfSystemEntityId":
  "CD3CD50DFE9D40C6BE9802B835D8ABF3",
  "mdfSystemStatus": "A",
  "quantity": "37.5",
  "lastModifiedDateWithTZ": "/",
  Date(1435563657000+0000)/",
  "createdDate": "/Date(1429517937000)/",
  "mdfSystemRecordStatus": "N",
  "wageType": "EC_WT_845",
  "unitOfMeasurement": null,
  "externalName": null,
  "payrollProviderGroupingReason": null,
  "createdBy": "hajek",
  "groupingReason": null,
  "lastModifiedBy": "admin",
  "createdDateTime": "/Date(1429517937000+0000)/",
  "startDateWhenEarned": "/Date(1420070400000)/",
  "lastModifiedDate": "/Date(1435563657000)/",
  "mdfSystemEffectiveStartDate": "/",
  Date(-2208988800000)/",
  "endDateWhenEarned": "/Date(1422662400000)/",
  "groupingReasonNav": {
    "__deferred": {
      "uri": "https://<api-server>/odata/v2/
EmployeePayrollRunResultsItems(EmployeePayrollRunResults_externalCode='SAP_EC_PAYROL
L_US01_0101201501312015_3991_4031',EmployeePayrollRunResults_mdfSystemEffectiveStart

```

```

Date=datetime'2015-01-31T00:00:00',externalCode='3991_/845_0101201501312015')/
groupingReasonNav"
    }
  },
  "wageTypeNav": {
    "__deferred": {
      "uri": "https://<api-server>/odata/v2/
EmployeePayrollRunResultsItems(EmployeePayrollRunResults_externalCode='SAP_EC_PAYROL
L_US01_0101201501312015_3991_4031',EmployeePayrollRunResults_mdfSystemEffectiveStart
Date=datetime'2015-01-31T00:00:00',externalCode='3991_/845_0101201501312015')/
wageTypeNav"
    }
  },
  "mdfSystemRecordStatusNav": {
    "__deferred": {
      "uri": "https://<api-server>/odata/v2/
EmployeePayrollRunResultsItems(EmployeePayrollRunResults_externalCode='SAP_EC_PAYROL
L_US01_0101201501312015_3991_4031',EmployeePayrollRunResults_mdfSystemEffectiveStart
Date=datetime'2015-01-31T00:00:00',externalCode='3991_/845_0101201501312015')/
mdfSystemRecordStatusNav"
    }
  },
  "mdfSystemStatusNav": {
    "__deferred": {
      "uri": "https://<api-server>/odata/v2/
EmployeePayrollRunResultsItems(EmployeePayrollRunResults_externalCode='SAP_EC_PAYROL
L_US01_0101201501312015_3991_4031',EmployeePayrollRunResults_mdfSystemEffectiveStart
Date=datetime'2015-01-31T00:00:00',externalCode='3991_/845_0101201501312015')/
mdfSystemStatusNav"
    }
  },
  {
    "__metadata": {
      "uri": "https://<api-server>/odata/v2/
EmployeePayrollRunResultsItems(EmployeePayrollRunResults_externalCode='SAP_EC_PAYROL
L_US01_0101201501312015_3991_4031',EmployeePayrollRunResults_mdfSystemEffectiveStart
Date=datetime'2015-01-31T00:00:00',externalCode='3991_/846_0101201501312015')",
      "type": "SFOData.EmployeePayrollRunResultsItems"
    }
  }
]
}

```

## Related Information

[SAP Business Accelerator Hub: EmployeePayrollRunResults](#)

## 9.4.12.2.1 EmployeePayrollRunResultsItems

You can upsert EmployeePayrollRunResultsItems with EmployeePayrollRunResults, only. This means that all required operations are carried out through the parent object.

### Permissions

- [▶ User Permissions](#) > [Miscellaneous Permissions](#) >

### Supported Operations

### Properties and Navigation Properties

This section lists only the properties and navigation properties that require special business logic, permission, or other additional information. For more information, refer to the API dictionary in [▶ Admin Center](#) > [API Center](#) > [OData API Data Dictionary](#) > or the API metadata using query: `https://<api-server>/odata/v2/<Entity>/$metadata`.

### Use Case: <Descriptive Title of Use Case>

Description of the use case.

#### Request

Operation	<Your Input>
HTTP Method	<Your Input>
URI	<code>https://&lt;api-server&gt;/odata/v2/&lt;Your Input&gt;</code>
Headers	
Payload	

#### Response

## Related Information

[SAP Business Accelerator Hub: EmployeePayrollRunResultsItems](#)

### 9.4.12.3 PayrollDataMaintenanceTask

The Employee Central Payroll system uses this entity to upsert a JSON-Array of `PayrollDataMaintenanceTask` objects. These objects are used to monitor the status of additional end-user tasks, for example payroll-relevant employee data that has to be entered for a new hire.

#### Supported Operations

Query, Upsert, Insert

#### Properties and Navigation Properties

This section lists only the properties and navigation properties that require special business logic, permission, or other additional information. For more information, refer to the API dictionary in [Admin Center](#) [API Center](#) [OData API Data Dictionary](#) or the API metadata using query: `https://<api-server>/odata/v2/<Entity>/$metadata`.

#### Use Cases

##### Request

Operation	Upsert
HTTP Method	POST
URI	<code>http://&lt;api-server&gt;/odata/v2/upsert?format=json</code>

## Payload

```
{
  "__metadata":{
    "uri":"PayrollDataMaintenanceTask(externalCode='40F2E963-0B8A-1EE7-82C7-63DDD7D2A169')\"
  },
  \"userIdNav\":{
    \"__metadata\":{
      \"uri\":\"User(userId='111')\"
    }
  },
  \"taskType\":\"NEW_HIRE\",
  \"legalEntity\":\"AE01\",
  \"employeeDataEffectiveFromDate\":\"/Date(1489190400000)/\"
},
{
  \"__metadata\":{
    \"uri\":\"PayrollDataMaintenanceTask(externalCode='40F2E963-0B8A-1EE7-82C7-63DDD7D2E169')\"
  },
  \"userIdNav\":{
    \"__metadata\":{
      \"uri\":\"User(userId='111')\"
    }
  },
  \"taskType\":\"NEW_HIRE\",
  \"legalEntity\":\"AE01\",
  \"employeeDataEffectiveFromDate\":\"/Date(1489449600000)/\"
},
{
  \"__metadata\":{
    \"uri\":\"PayrollDataMaintenanceTask(externalCode='40F2E963-0B8A-1EE7-82C7-63DDD7D2C169')\"
  },
  \"userIdNav\":{
    \"__metadata\":{
      \"uri\":\"User(userId='111')\"
    }
  },
  \"taskType\":\"NEW_HIRE\",
  \"legalEntity\":\"AE01\",
  \"employeeDataEffectiveFromDate\":\"/Date(1489363200000)/\"
}
}
```

---

## Response



## 9.4.12.4 PayrollDataMaintenanceTaskConfiguration

Employee Central Payroll uses this entity to upsert a JSON-Array of `PayrollEvent` configuration objects. Use these objects for payroll configuration.

### Supported Operations

Query, Insert, Upsert, Merge, Delete

### Properties and Navigation Properties

This section lists only the properties and navigation properties that require special business logic, permission, or other additional information. For more information, refer to the API dictionary in [Admin Center](#) [API Center](#) [OData API Data Dictionary](#) or the API metadata using query: `https://<api-server>/odata/v2/<Entity>/$metadata`.

### Use Case

#### Request

Operation	Upsert
URI	<code>https://&lt;api-server&gt;/odata/v2/upsert?\$format=json</code>

## Payload

```
{
  "d": {
    "results": [
      {
        "__metadata": {
          "uri": "https://<api-server>/odata/v2/
PayrollDataMaintenanceTaskConfiguration(
'05ce0ba5c4d34818ac0ecc5694c8f2df')",
          "type":
          "SFOData.PayrollDataMaintenanceTaskConf
iguration"
        },
        "status": "A",
        "country": "AUS",
        "taskTypes": {
          "results": [
            {
              "__metadata": {
                "uri": "https://<api-server>/odata/v2/
PayrollDataMaintenanceTaskTypeConfigurat
ion_externalCode='05ce0ba5c4d34818ac0ecc
5694c8f2df',externalCode='c74874772d1c49
7f9d0f231fa51d9eea')",
                "type":
                "SFOData.PayrollDataMaintenanceTaskTypeC
onfiguration"
              },
              "externalCode":
              "c74874772d1c497f9d0f231fa51d9eea",
              "taskType": "NEW_HIRE",
              "links": {
                "results": [
                  {
                    "__metadata": {
                      "uri": "https://<api-server>/odata/v2/
PayrollDataMaintenanceTaskTypeLinkConfig
uration_externalCode='05ce0ba5c4d34818ac
0ecc5694c8f2df',PayrollDataMaintenanceTa
skTypeConfiguration_externalCode='c74874
772d1c497f9d0f231fa51d9eea',externalCode
='1be43d5e0e9046ffb15610409fa989ea')",
                      "type":
                      "SFOData.PayrollDataMaintenanceTaskTypeL
inkConfiguration"
                    },
                    "infotypeName": "227"
                  },
                  {
                    "__metadata": {
                      "uri": "https://<api-server>/odata/v2/
PayrollDataMaintenanceTaskTypeLinkConfig
uration_externalCode='05ce0ba5c4d34818ac
0ecc5694c8f2df',PayrollDataMaintenanceTa
skTypeConfiguration_externalCode='c74874
772d1c497f9d0f231fa51d9eea',externalCode
='339e500eb4264e81b02cc4c2f3007df7')",
                      "type":
                      "SFOData.PayrollDataMaintenanceTaskTypeL
inkConfiguration"
                    },
                    "infotypeName": "509"
                  },
                ]
              },
            }
          ]
        }
      }
    ]
  }
}
```





## Additional Information

The *PayrollDataMaintenanceTaskConfiguration* entity is an external API for the Employee Central Payroll solution. It is used by the Employee Central Payroll system to upsert a JSON-Array of *PayrollDataMaintenanceTaskConfiguration* objects that are used for country/region-specific payroll configuration. It includes additional payroll-relevant tasks for the admin. For example, after a hire, there is additional payroll-relevant employee data that needs to be entered. It gives the admin a list of infotypes that need to be maintained to complete the payroll aspect of the new hire.

Additional information:

- Child MDF: *PayrollDataMaintenanceTaskTypeConfiguration*. It contains the enum of the task type (for example `new_hire`) and the list of infotypes that are required for the configuration of events.
- Grandchild MDF: *PayrollDataMaintenanceTaskTypeLinkConfiguration*. It contains the infotype details that are required for the configuration of events.

### 9.4.12.5 PayrollSystemConfiguration

You use this entity to fetch and display payroll system configuration objects in the Payroll Configuration UI like payroll system configuration data, payroll data maintenance task configuration data and payroll portlets data.

## Supported Operations

Query, Insert, Upsert

## Use Case: Creating and Updating Payroll System Configuration objects

### Request

Operation	Upsert
HTTP Method	POST
URI	<code>https://&lt;api-server&gt;/odata/v2/upsert?\$format=json</code>

## Payload

```
{
  "d": {
    "results": [{
      "__metadata": {
        "uri": "
PayrollSystemConfiguration(81L)",
        "type":
"SFOData.PayrollSystemConfiguration"
      },
      "enablePayStatement": true,
      "status": "I",
      "thirdPartyIdpUrl": null,
      "enableBsi": false,
      "payrollSystemClientId":
"801",
      "payrollSystemUrl":
"https://my010010.payroll.ondemand.com",
      "enablePayrollUiIntegration": true,
      "enableEnhancedValidationsForProduction": true,
      "country": "AUS",
      "categories": {
        "results": [{
          "__metadata": {
            "uri": "
PayrollConfigurationCategory(PayrollSystemConfiguration_externalCode=81L,externalCode=82L)",
            "type":
"SFOData.PayrollConfigurationCategory"
          },
          "externalCategoryName_defaultValue":
"Earnings and Deductions",
          "links": {
            "results": [{
              "__metadata": {
                "uri":
PayrollConfigurationCategoryLink(PayrollConfigurationCategory_externalCode=82L,
PayrollSystemConfiguration_externalCode=81L,
externalCode=85L)",
                "type":
"SFOData.PayrollConfigurationCategoryLink"
              }
            ]
          }
        ]
      },
      "selfService": false,
      "adminService": true,
      "service":
null,
      "url": null,
      "infotypeNumber": "11"
    }
  ],
  "__metadata": {
```



```

    },
    "externalCode": "77c90c013d2c42b89fd5ec53b7edee8b",
    "externalName": "ARG",
    "status": "I",
    "enablePayStatement": false,
    "payrollSystemUrl": null,
    "payrollSystemClientId": null,
    "enablePayrollUiIntegration": false,
    "lastModifiedDate": "/Date(1547633032000+0000)/",
    "country": "ARG",
    "sapSystemConfiguration": null,
    "thirdPartyIdpUrl": null,
    "enableBsi": false,
    "enablePaystatementDownloadFunctionality": false,
    "lastModifiedBy": "admin",
    "enableEnhancedValidationsForProduction": true,
    "statusNav": {
      "__metadata": {
        "uri": "https://<api-server>/odata/v2/
MDFEnumValue(key='com.successfactors.genericobject.api.StatusEnum',value='I')",
        "type": "SFOData.MDFEnumValue"
      },
      "value": "I",
      "key": "com.successfactors.genericobject.api.StatusEnum",
      "en_US": "Inactive",
      "localized": "Inactive"
    },
    "countryNav": {
      "results": [
        {
          "__metadata": {
            "uri": "https://<api-server>/odata/v2/
Country(code='ARG',effectiveStartDate=datetime'1900-01-01T00:00:00')",
            "type": "SFOData.Country"
          },
          "code": "ARG",
          "externalName_localized": "Argentina"
        }
      ]
    },
    "sapSystemConfigurationNav": {
      "__deferred": {
        "uri": "https://<api-
server>/odata/v2/PayrollSystemConfiguration('77c90c013d2c42b89fd5ec53b7edee8b')/
sapSystemConfigurationNav"
      }
    },
    "categories": {
      "results": [
        {
          "__metadata": {
            "uri": "https://<api-server>/odata/v2/
PayrollConfigurationCategory(PayrollSystemConfiguration_externalCode='77c90c013d2c42
b89fd5ec53b7edee8b',externalCode='0b8ff64d63b1466ebfa6b3f8aeb87861')",
            "type": "SFOData.PayrollConfigurationCategory"
          },
          "PayrollSystemConfiguration_externalCode":
"77c90c013d2c42b89fd5ec53b7edee8b",
          "externalCode": "0b8ff64d63b1466ebfa6b3f8aeb87861",
          "externalCategoryName_en_US": "Earnings and Deductions",
          "lastModifiedDate": "/Date(1547633032000+0000)/",
          "createdBy": "admin",
          "createdDateTime": "/Date(1547633032000+0000)/",
          "lastModifiedBy": "admin",
          "externalCategoryName_localized": "Earnings and Deductions",
          "externalCategoryName_defaultValue": "Earnings and Deductions",
          "mdfSystemRecordStatus": "N",
          "externalCategoryNameTranslationTextNav": {

```



```

        "results": [
            {
                "__metadata": {
                    "uri": "https://<api-server>/odata/v2/
MDFLocalizedValue('en_US')",
                    "type": "SFOData.MDFLocalizedValue"
                },
                "locale": "en_US",
                "value": "Earnings and Deductions"
            },
            {
                "__metadata": {
                    "uri": "https://<api-server>/odata/v2/
MDFLocalizedValue('defaultValue')",
                    "type": "SFOData.MDFLocalizedValue"
                },
                "locale": "defaultValue",
                "value": "Earnings and Deductions"
            }
        ]
    },
    "links": {
        "results": [
            {
                "__metadata": {
                    "uri": "https://<api-server>/odata/v2/
PayrollConfigurationCategoryLink(PayrollConfigurationCategory_externalCode='0b8ff64d
63b1466ebfa6b3f8aeb87861',PayrollSystemConfiguration_externalCode='77c90c013d2c42b89
fd5ec53b7edee8b',externalCode='6b15e331328249a6a4fcebacc76e52da5')",
                    "type": "SFOData.PayrollConfigurationCategoryLink"
                },
                "PayrollSystemConfiguration_externalCode":
"77c90c013d2c42b89fd5ec53b7edee8b",
                "PayrollConfigurationCategory_externalCode":
"0b8ff64d63b1466ebfa6b3f8aeb87861",
                "externalCode": "6b15e331328249a6a4fcebacc76e52da5",
                "selfService": true,
                "externalLinkName_localized": "Pay Statement",
                "externalLinkName_defaultValue": "Pay Statement",
                "lastModifiedDate": "/Date(1547633032000+0000)/",
                "typeOfUrl": null,
                "url": null,
                "infotypeNumber": null,
                "createdBy": "admin",
                "adminService": true,
                "service": "1",
                "createdDateTime": "/Date(1547633032000+0000)/",
                "lastModifiedBy": "admin",
                "externalLinkName_en_US": "Pay Statement",
                "mdfSystemRecordStatus": "N",
                "typeOfUrlNav": {
                    "__deferred": {
                        "uri": "https://<api-server>/odata/v2/
PayrollConfigurationCategoryLink(PayrollConfigurationCategory_externalCode='0b8ff64d
63b1466ebfa6b3f8aeb87861',PayrollSystemConfiguration_externalCode='77c90c013d2c42b89
fd5ec53b7edee8b',externalCode='6b15e331328249a6a4fcebacc76e52da5')/typeOfUrlNav"
                    }
                },
                "externalLinkNameTranslationTextNav": {
                    "results": [
                        {
                            "__metadata": {
                                "uri": "https://<api-server>/odata/v2/
MDFLocalizedValue('en_US')",
                                "type": "SFOData.MDFLocalizedValue"
                            },
                            "locale": "en_US",
                            "value": "Pay Statement"
                        }
                    ]
                }
            }
        ]
    }
}

```

```

    },
    {
      "__metadata": {
        "uri": "https://<api-server>/odata/v2/
MDFLocalizedValue('defaultValue')",
        "type": "SFOData.MDFLocalizedValue"
      },
      "locale": "defaultValue",
      "value": "Pay Statement"
    }
  ]
},
"mdfSystemRecordStatusNav": {
  "__deferred": {
    "uri": "https://<api-server>/odata/v2/
PayrollConfigurationCategoryLink(PayrollConfigurationCategory_externalCode='0b8ff64d
63b1466ebfa6b3f8aeb87861',PayrollSystemConfiguration_externalCode='77c90c013d2c42b89
fd5ec53b7edee8b',externalCode='6b15e331328249a6a4fcebacc76e52da5')/
mdfSystemRecordStatusNav"
  }
},
"serviceNav": {
  "__deferred": {
    "uri": "https://<api-server>/odata/v2/
PayrollConfigurationCategoryLink(PayrollConfigurationCategory_externalCode='0b8ff64d
63b1466ebfa6b3f8aeb87861',PayrollSystemConfiguration_externalCode='77c90c013d2c42b89
fd5ec53b7edee8b',externalCode='6b15e331328249a6a4fcebacc76e52da5')/serviceNav"
  }
}
]
},
"mdfSystemRecordStatusNav": {
  "__deferred": {
    "uri": "https://<api-server>/odata/v2/
PayrollConfigurationCategory(PayrollSystemConfiguration_externalCode='77c90c013d2c42
b89fd5ec53b7edee8b',externalCode='0b8ff64d63b1466ebfa6b3f8aeb87861')/
mdfSystemRecordStatusNav"
  }
},
{
  "__metadata": {
    "uri": "https://<api-server>/odata/v2/
PayrollConfigurationCategory(PayrollSystemConfiguration_externalCode='77c90c013d2c42
b89fd5ec53b7edee8b',externalCode='d4673fca6cdd46788387f605009a97e6')",
    "type": "SFOData.PayrollConfigurationCategory"
  },
  "PayrollSystemConfiguration_externalCode":
"77c90c013d2c42b89fd5ec53b7edee8b",
  "externalCode": "d4673fca6cdd46788387f605009a97e6",
  "externalCategoryName_en_US": "Tax",
  "lastModifiedDate": "/Date(1547633032000+0000)/",
  "createdBy": "admin",
  "createdDateTime": "/Date(1547633032000+0000)/",
  "lastModifiedBy": "admin",
  "externalCategoryName_localized": "Tax",
  "externalCategoryName_defaultValue": "Tax",
  "mdfSystemRecordStatus": "N",
  "externalCategoryNameTranslationTextNav": {
    "results": [
      {
        "__metadata": {
          "uri": "https://<api-server>/odata/v2/
MDFLocalizedValue('en_US')",
          "type": "SFOData.MDFLocalizedValue"
        },
        "locale": "en_US",

```

```

        "value": "Tax"
      },
      {
        "__metadata": {
          "uri": "https://<api-server>/odata/v2/
MDFLocalizedValue('defaultValue')",
          "type": "SFOData.MDFLocalizedValue"
        },
        "locale": "defaultValue",
        "value": "Tax"
      }
    ]
  },
  "links": {
    "results": [
      {
        "__metadata": {
          "uri": "https://<api-server>/odata/v2/
PayrollConfigurationCategoryLink(PayrollConfigurationCategory_externalCode='d4673fca
6cdd46788387f605009a97e6',PayrollSystemConfiguration_externalCode='77c90c013d2c42b89
fd5ec53b7edee8b',externalCode='ed7b0d5ee7c141d998b3acf6f6650849')",
          "type": "SFOData.PayrollConfigurationCategoryLink"
        },
        "PayrollSystemConfiguration_externalCode":
"77c90c013d2c42b89fd5ec53b7edee8b",
        "PayrollConfigurationCategory_externalCode":
"d4673fca6cdd46788387f605009a97e6",
        "externalCode": "ed7b0d5ee7c141d998b3acf6f6650849",
        "selfService": false,
        "externalLinkName_localized": "Income Tax",
        "externalLinkName_defaultValue": "Income Tax",
        "lastModifiedDate": "/Date(1547633032000+0000)/",
        "typeOfUrl": null,
        "url": null,
        "infotypeNumber": "389",
        "createdBy": "admin",
        "adminService": true,
        "service": null,
        "createdDateTime": "/Date(1547633032000+0000)/",
        "lastModifiedBy": "admin",
        "externalLinkName_en_US": "Income Tax",
        "mdfSystemRecordStatus": "N",
        "typeOfUrlNav": {
          "__deferred": {
            "uri": "https://<api-server>/odata/v2/
PayrollConfigurationCategoryLink(PayrollConfigurationCategory_externalCode='d4673fca
6cdd46788387f605009a97e6',PayrollSystemConfiguration_externalCode='77c90c013d2c42b89
fd5ec53b7edee8b',externalCode='ed7b0d5ee7c141d998b3acf6f6650849')/typeOfUrlNav"
          }
        },
        "externalLinkNameTranslationTextNav": {
          "results": [
            {
              "__metadata": {
                "uri": "https://<api-server>/odata/v2/
MDFLocalizedValue('en_US')",
                "type": "SFOData.MDFLocalizedValue"
              },
              "locale": "en_US",
              "value": "Income Tax"
            },
            {
              "__metadata": {
                "uri": "https://<api-server>/odata/v2/
MDFLocalizedValue('defaultValue')",
                "type": "SFOData.MDFLocalizedValue"
              },
              "locale": "defaultValue",

```

```

        "value": "Income Tax"
    }
}
},
"mdfSystemRecordStatusNav": {
    "__deferred": {
        "uri": "https://<api-server>/odata/v2/
PayrollConfigurationCategoryLink(PayrollConfigurationCategory_externalCode='d4673fca
6cdd46788387f605009a97e6',PayrollSystemConfiguration_externalCode='77c90c013d2c42b89
fd5ec53b7edee8b',externalCode='ed7b0d5ee7c141d998b3acf6f6650849')/
mdfSystemRecordStatusNav"
    }
},
"serviceNav": {
    "__deferred": {
        "uri": "https://<api-server>/odata/v2/
PayrollConfigurationCategoryLink(PayrollConfigurationCategory_externalCode='d4673fca
6cdd46788387f605009a97e6',PayrollSystemConfiguration_externalCode='77c90c013d2c42b89
fd5ec53b7edee8b',externalCode='ed7b0d5ee7c141d998b3acf6f6650849')/serviceNav"
    }
}
},
{
    "__metadata": {
        "uri": "https://<api-server>/odata/v2/
PayrollConfigurationCategoryLink(PayrollConfigurationCategory_externalCode='d4673fca
6cdd46788387f605009a97e6',PayrollSystemConfiguration_externalCode='77c90c013d2c42b89
fd5ec53b7edee8b',externalCode='00dc560f676d4fffbal4a5c2df6b2e5e')",
        "type": "SFOData.PayrollConfigurationCategoryLink"
    },
    "PayrollSystemConfiguration_externalCode":
"77c90c013d2c42b89fd5ec53b7edee8b",
    "PayrollConfigurationCategory_externalCode":
"d4673fca6cdd46788387f605009a97e6",
    "externalCode": "00dc560f676d4fffbal4a5c2df6b2e5e",
    "selfService": false,
    "externalLinkName_localized": "Income Tax: Deductions",
    "externalLinkName_defaultValue": "Income Tax: Deductions",
    "lastModifiedDateTime": "/Date(1547633032000+0000)/",
    "typeOfUrl": null,
    "url": null,
    "infotypeNumber": "390",
    "createdBy": "admin",
    "adminService": true,
    "service": null,
    "createdDateTime": "/Date(1547633032000+0000)/",
    "lastModifiedBy": "admin",
    "externalLinkName_en_US": "Income Tax: Deductions",
    "mdfSystemRecordStatus": "N",
    "typeOfUrlNav": {
        "__deferred": {
            "uri": "https://<api-server>/odata/v2/
PayrollConfigurationCategoryLink(PayrollConfigurationCategory_externalCode='d4673fca
6cdd46788387f605009a97e6',PayrollSystemConfiguration_externalCode='77c90c013d2c42b89
fd5ec53b7edee8b',externalCode='00dc560f676d4fffbal4a5c2df6b2e5e')/typeOfUrlNav"
        }
    },
    "externalLinkNameTranslationTextNav": {
        "results": [
            {
                "__metadata": {
                    "uri": "https://<api-server>/odata/v2/
MDFLocalizedValue('en_US')",
                    "type": "SFOData.MDFLocalizedValue"
                },
                "locale": "en_US",
                "value": "Income Tax: Deductions"
            }
        ]
    }
}
},

```

```

        {
            "__metadata": {
                "uri": "https://<api-server>/odata/v2/
MDFLocalizedValue('defaultValue')",
                "type": "SFOData.MDFLocalizedValue"
            },
            "locale": "defaultValue",
            "value": "Income Tax: Deductions"
        }
    ]
},
"mdfSystemRecordStatusNav": {
    "__deferred": {
        "uri": "https://<api-server>/odata/v2/
PayrollConfigurationCategoryLink(PayrollConfigurationCategory_externalCode='d4673fca
6cdd46788387f605009a97e6',PayrollSystemConfiguration_externalCode='77c90c013d2c42b89
fd5ec53b7edee8b',externalCode='00dc560f676d4fffb14a5c2df6b2e5e')/
mdfSystemRecordStatusNav"
    }
},
"serviceNav": {
    "__deferred": {
        "uri": "https://<api-server>/odata/v2/
PayrollConfigurationCategoryLink(PayrollConfigurationCategory_externalCode='d4673fca
6cdd46788387f605009a97e6',PayrollSystemConfiguration_externalCode='77c90c013d2c42b89
fd5ec53b7edee8b',externalCode='00dc560f676d4fffb14a5c2df6b2e5e')/serviceNav"
    }
}
},
{
    "__metadata": {
        "uri": "https://<api-server>/odata/v2/
PayrollConfigurationCategoryLink(PayrollConfigurationCategory_externalCode='d4673fca
6cdd46788387f605009a97e6',PayrollSystemConfiguration_externalCode='77c90c013d2c42b89
fd5ec53b7edee8b',externalCode='b4a5b390e22a46eb8141878bb103bbdf')",
        "type": "SFOData.PayrollConfigurationCategoryLink"
    },
    "PayrollSystemConfiguration_externalCode":
"77c90c013d2c42b89fd5ec53b7edee8b",
    "PayrollConfigurationCategory_externalCode":
"d4673fca6cdd46788387f605009a97e6",
    "externalCode": "b4a5b390e22a46eb8141878bb103bbdf",
    "selfService": false,
    "externalLinkName_localized": "Income Tax-Another Employer",
    "externalLinkName_defaultValue": "Income Tax-Another Employer",
    "lastModifiedDateTime": "/Date(1547633032000+0000)/",
    "typeOfUrl": null,
    "url": null,
    "infotypeNumber": "391",
    "createdBy": "admin",
    "adminService": true,
    "service": null,
    "createdDateTime": "/Date(1547633032000+0000)/",
    "lastModifiedBy": "admin",
    "externalLinkName_en_US": "Income Tax-Another Employer",
    "mdfSystemRecordStatus": "N",
    "typeOfUrlNav": {
        "__deferred": {
            "uri": "https://<api-server>/odata/v2/
PayrollConfigurationCategoryLink(PayrollConfigurationCategory_externalCode='d4673fca
6cdd46788387f605009a97e6',PayrollSystemConfiguration_externalCode='77c90c013d2c42b89
fd5ec53b7edee8b',externalCode='b4a5b390e22a46eb8141878bb103bbdf')/typeOfUrlNav"
        }
    },
    "externalLinkNameTranslationTextNav": {
        "results": [
            {
                "__metadata": {

```

```

        "uri": "https://<api-server>/odata/v2/
MDFLocalizedValue('en_US')",
        "type": "SFOData.MDFLocalizedValue"
    },
    "locale": "en_US",
    "value": "Income Tax-Another Employer"
},
{
    "__metadata": {
        "uri": "https://<api-server>/odata/v2/
MDFLocalizedValue('defaultValue')",
        "type": "SFOData.MDFLocalizedValue"
    },
    "locale": "defaultValue",
    "value": "Income Tax-Another Employer"
}
]
},
"mdfSystemRecordStatusNav": {
    "__deferred": {
        "uri": "https://<api-server>/odata/v2/
PayrollConfigurationCategoryLink(PayrollConfigurationCategory_externalCode='d4673fca
6cdd46788387f605009a97e6',PayrollSystemConfiguration_externalCode='77c90c013d2c42b89
fd5ec53b7edee8b',externalCode='b4a5b390e22a46eb8141878bb103bbdf')/
mdfSystemRecordStatusNav"
    }
},
"serviceNav": {
    "__deferred": {
        "uri": "https://<api-server>/odata/v2/
PayrollConfigurationCategoryLink(PayrollConfigurationCategory_externalCode='d4673fca
6cdd46788387f605009a97e6',PayrollSystemConfiguration_externalCode='77c90c013d2c42b89
fd5ec53b7edee8b',externalCode='b4a5b390e22a46eb8141878bb103bbdf')/serviceNav"
    }
}
]
},
"mdfSystemRecordStatusNav": {
    "__deferred": {
        "uri": "https://<api-server>/odata/v2/
PayrollConfigurationCategory(PayrollSystemConfiguration_externalCode='77c90c013d2c42
b89fd5ec53b7edee8b',externalCode='d4673fca6cdd46788387f605009a97e6')/
mdfSystemRecordStatusNav"
    }
},
{
    "__metadata": {
        "uri": "https://<api-server>/odata/v2/
PayrollConfigurationCategory(PayrollSystemConfiguration_externalCode='77c90c013d2c42
b89fd5ec53b7edee8b',externalCode='bfd46f8607af4419a11c14d2592d44b8')",
        "type": "SFOData.PayrollConfigurationCategory"
    },
    "PayrollSystemConfiguration_externalCode":
"77c90c013d2c42b89fd5ec53b7edee8b",
    "externalCode": "bfd46f8607af4419a11c14d2592d44b8",
    "externalCategoryName_en_US": "Others",
    "lastModifiedDateTime": "/Date(1547633032000+0000)/",
    "createdBy": "admin",
    "createdDateTime": "/Date(1547633032000+0000)/",
    "lastModifiedBy": "admin",
    "externalCategoryName_localized": "Others",
    "externalCategoryName_defaultValue": "Others",
    "mdfSystemRecordStatus": "N",
    "externalCategoryNameTranslationTextNav": {
        "results": [
            {

```

```

        "__metadata": {
          "uri": "https://<api-server>/odata/v2/
MDFLocalizedValue('en_US')",
          "type": "SFOData.MDFLocalizedValue"
        },
        "locale": "en_US",
        "value": "Others"
      },
      {
        "__metadata": {
          "uri": "https://<api-server>/odata/v2/
MDFLocalizedValue('defaultValue')",
          "type": "SFOData.MDFLocalizedValue"
        },
        "locale": "defaultValue",
        "value": "Others"
      }
    ]
  },
  "links": {
    "results": [
      {
        "__metadata": {
          "uri": "https://<api-server>/odata/v2/
PayrollConfigurationCategoryLink(PayrollConfigurationCategory_externalCode='bfd46f86
07af4419a11c14d2592d44b8',PayrollSystemConfiguration_externalCode='77c90c013d2c42b89
fd5ec53b7edee8b',externalCode='c0a4bfa4fa9a4aa3ac2431962744bc46')",
          "type": "SFOData.PayrollConfigurationCategoryLink"
        },
        "PayrollSystemConfiguration_externalCode":
"77c90c013d2c42b89fd5ec53b7edee8b",
        "PayrollConfigurationCategory_externalCode":
"bfd46f8607af4419a11c14d2592d44b8",
        "externalCode": "c0a4bfa4fa9a4aa3ac2431962744bc46",
        "selfService": false,
        "externalLinkName_localized": "Contract Elements",
        "externalLinkName_defaultValue": "Contract Elements",
        "lastModifiedDateTime": "/Date(1547633032000+0000)/",
        "typeOfUrl": null,
        "url": null,
        "infotypeNumber": "16",
        "createdBy": "admin",
        "adminService": true,
        "service": null,
        "createdDateTime": "/Date(1547633032000+0000)/",
        "lastModifiedBy": "admin",
        "externalLinkName_en_US": "Contract Elements",
        "mdfSystemRecordStatus": "N",
        "typeOfUrlNav": {
          "__deferred": {
            "uri": "https://<api-server>/odata/v2/
PayrollConfigurationCategoryLink(PayrollConfigurationCategory_externalCode='bfd46f86
07af4419a11c14d2592d44b8',PayrollSystemConfiguration_externalCode='77c90c013d2c42b89
fd5ec53b7edee8b',externalCode='c0a4bfa4fa9a4aa3ac2431962744bc46')/typeOfUrlNav"
          }
        },
        "externalLinkNameTranslationTextNav": {
          "results": [
            {
              "__metadata": {
                "uri": "https://<api-server>/odata/v2/
MDFLocalizedValue('en_US')",
                "type": "SFOData.MDFLocalizedValue"
              },
              "locale": "en_US",
              "value": "Contract Elements"
            }
          ]
        }
      }
    ]
  }
}

```

```

        "__metadata": {
            "uri": "https://<api-server>/odata/v2/
MDFLocalizedValue('defaultValue')",
            "type": "SFOData.MDFLocalizedValue"
        },
        "locale": "defaultValue",
        "value": "Contract Elements"
    }
}
},
"mdfSystemRecordStatusNav": {
    "__deferred": {
        "uri": "https://<api-server>/odata/v2/
PayrollConfigurationCategoryLink(PayrollConfigurationCategory_externalCode='bfd46f86
07af4419a11c14d2592d44b8',PayrollSystemConfiguration_externalCode='77c90c013d2c42b89
fd5ec53b7edee8b',externalCode='c0a4bfa4fa9a4aa3ac2431962744bc46')/
mdfSystemRecordStatusNav"
    }
},
"serviceNav": {
    "__deferred": {
        "uri": "https://<api-server>/odata/v2/
PayrollConfigurationCategoryLink(PayrollConfigurationCategory_externalCode='bfd46f86
07af4419a11c14d2592d44b8',PayrollSystemConfiguration_externalCode='77c90c013d2c42b89
fd5ec53b7edee8b',externalCode='c0a4bfa4fa9a4aa3ac2431962744bc46')/serviceNav"
    }
},
{
    "__metadata": {
        "uri": "https://<api-server>/odata/v2/
PayrollConfigurationCategoryLink(PayrollConfigurationCategory_externalCode='bfd46f86
07af4419a11c14d2592d44b8',PayrollSystemConfiguration_externalCode='77c90c013d2c42b89
fd5ec53b7edee8b',externalCode='c0502723bcfc45b28ebf768f763b7c69')",
        "type": "SFOData.PayrollConfigurationCategoryLink"
    },
    "PayrollSystemConfiguration_externalCode":
"77c90c013d2c42b89fd5ec53b7edee8b",
    "PayrollConfigurationCategory_externalCode":
"bfd46f8607af4419a11c14d2592d44b8",
    "externalCode": "c0502723bcfc45b28ebf768f763b7c69",
    "selfService": false,
    "externalLinkName_localized": "Personal IDs",
    "externalLinkName_defaultValue": "Personal IDs",
    "lastModifiedDate": "/Date(1547633032000+0000)/",
    "typeOfUrl": null,
    "url": null,
    "infotypeNumber": "185",
    "createdBy": "admin",
    "adminService": true,
    "service": null,
    "createdDateTime": "/Date(1547633032000+0000)/",
    "lastModifiedBy": "admin",
    "externalLinkName_en_US": "Personal IDs",
    "mdfSystemRecordStatus": "N",
    "typeOfUrlNav": {
        "__deferred": {
            "uri": "https://<api-server>/odata/v2/
PayrollConfigurationCategoryLink(PayrollConfigurationCategory_externalCode='bfd46f86
07af4419a11c14d2592d44b8',PayrollSystemConfiguration_externalCode='77c90c013d2c42b89
fd5ec53b7edee8b',externalCode='c0502723bcfc45b28ebf768f763b7c69')/typeOfUrlNav"
        }
    },
    "externalLinkNameTranslationTextNav": {
        "results": [
            {
                "__metadata": {

```



```

        "uri": "https://<api-server>/odata/v2/
MDFLocalizedValue('en_US')",
        "type": "SFOData.MDFLocalizedValue"
    },
    "locale": "en_US",
    "value": "Personal IDs"
  },
  {
    "__metadata": {
      "uri": "https://<api-server>/odata/v2/
MDFLocalizedValue('defaultValue')",
      "type": "SFOData.MDFLocalizedValue"
    },
    "locale": "defaultValue",
    "value": "Personal IDs"
  }
]
},
"mdfSystemRecordStatusNav": {
  "__deferred": {
    "uri": "https://<api-server>/odata/v2/
PayrollConfigurationCategoryLink(PayrollConfigurationCategory_externalCode='bfd46f86
07af4419a11c14d2592d44b8',PayrollSystemConfiguration_externalCode='77c90c013d2c42b89
fd5ec53b7edee8b',externalCode='c0502723bcfc45b28ebf768f763b7c69')/
mdfSystemRecordStatusNav"
  }
},
"serviceNav": {
  "__deferred": {
    "uri": "https://<api-server>/odata/v2/
PayrollConfigurationCategoryLink(PayrollConfigurationCategory_externalCode='bfd46f86
07af4419a11c14d2592d44b8',PayrollSystemConfiguration_externalCode='77c90c013d2c42b89
fd5ec53b7edee8b',externalCode='c0502723bcfc45b28ebf768f763b7c69')/serviceNav"
  }
},
{
  "__metadata": {
    "uri": "https://<api-server>/odata/v2/
PayrollConfigurationCategoryLink(PayrollConfigurationCategory_externalCode='bfd46f86
07af4419a11c14d2592d44b8',PayrollSystemConfiguration_externalCode='77c90c013d2c42b89
fd5ec53b7edee8b',externalCode='81110be53f664dd996ecf0f285b60fe0')",
    "type": "SFOData.PayrollConfigurationCategoryLink"
  },
  "PayrollSystemConfiguration_externalCode":
"77c90c013d2c42b89fd5ec53b7edee8b",
  "PayrollConfigurationCategory_externalCode":
"bfd46f8607af4419a11c14d2592d44b8",
  "externalCode": "81110be53f664dd996ecf0f285b60fe0",
  "selfService": false,
  "externalLinkName_localized": "Termination: General Data",
  "externalLinkName_defaultValue": "Termination: General Data",
  "lastModifiedDateTime": "/Date(1547633032000+0000)/",
  "typeOfUrl": null,
  "url": null,
  "infotypeNumber": "551",
  "createdBy": "admin",
  "adminService": true,
  "service": null,
  "createdDateTime": "/Date(1547633032000+0000)/",
  "lastModifiedBy": "admin",
  "externalLinkName_en_US": "Termination: General Data",
  "mdfSystemRecordStatus": "N",
  "typeOfUrlNav": {
    "__deferred": {
      "uri": "https://<api-server>/odata/v2/
PayrollConfigurationCategoryLink(PayrollConfigurationCategory_externalCode='bfd46f86

```

```

07af4419a11c14d2592d44b8',PayrollSystemConfiguration_externalCode='77c90c013d2c42b89
fd5ec53b7edee8b',externalCode='81110be53f664dd996ecf0f285b60fe0')/typeOfUrlNav"
    },
    "externalLinkNameTranslationTextNav": {
      "results": [
        {
          "__metadata": {
            "uri": "https://<api-server>/odata/v2/
MDFLocalizedValue('en_US')",
            "type": "SFOData.MDFLocalizedValue"
          },
          "locale": "en_US",
          "value": "Termination: General Data"
        },
        {
          "__metadata": {
            "uri": "https://<api-server>/odata/v2/
MDFLocalizedValue('defaultValue')",
            "type": "SFOData.MDFLocalizedValue"
          },
          "locale": "defaultValue",
          "value": "Termination: General Data"
        }
      ]
    },
    "mdfSystemRecordStatusNav": {
      "__deferred": {
        "uri": "https://<api-server>/odata/v2/
PayrollConfigurationCategoryLink(PayrollConfigurationCategory_externalCode='bfd46f86
07af4419a11c14d2592d44b8',PayrollSystemConfiguration_externalCode='77c90c013d2c42b89
fd5ec53b7edee8b',externalCode='81110be53f664dd996ecf0f285b60fe0')/
mdfSystemRecordStatusNav"
      }
    },
    "serviceNav": {
      "__deferred": {
        "uri": "https://<api-server>/odata/v2/
PayrollConfigurationCategoryLink(PayrollConfigurationCategory_externalCode='bfd46f86
07af4419a11c14d2592d44b8',PayrollSystemConfiguration_externalCode='77c90c013d2c42b89
fd5ec53b7edee8b',externalCode='81110be53f664dd996ecf0f285b60fe0')/serviceNav"
      }
    }
  },
  {
    "__metadata": {
      "uri": "https://<api-server>/odata/v2/
PayrollConfigurationCategoryLink(PayrollConfigurationCategory_externalCode='bfd46f86
07af4419a11c14d2592d44b8',PayrollSystemConfiguration_externalCode='77c90c013d2c42b89
fd5ec53b7edee8b',externalCode='606e7519bd6f4be19280e8eccc64a736')",
      "type": "SFOData.PayrollConfigurationCategoryLink"
    },
    "PayrollSystemConfiguration_externalCode":
"77c90c013d2c42b89fd5ec53b7edee8b",
    "PayrollConfigurationCategory_externalCode":
"bfd46f8607af4419a11c14d2592d44b8",
    "externalCode": "606e7519bd6f4be19280e8eccc64a736",
    "selfService": false,
    "externalLinkName_localized": "Events: My Simplification",
    "externalLinkName_defaultValue": "Events: My Simplification",
    "lastModifiedDateTime": "/Date(1547633032000+0000)/",
    "typeOfUrl": null,
    "url": null,
    "infotypeNumber": "875",
    "createdBy": "admin",
    "adminService": true,
    "service": null,
    "createdDateTime": "/Date(1547633032000+0000)/",

```

```

        "lastModifiedBy": "admin",
        "externalLinkName_en_US": "Events: My Simplification",
        "mdfSystemRecordStatus": "N",
        "typeOfUrlNav": {
            "__deferred": {
                "uri": "https://<api-server>/odata/v2/
PayrollConfigurationCategoryLink(PayrollConfigurationCategory_externalCode='bfd46f86
07af4419a11c14d2592d44b8',PayrollSystemConfiguration_externalCode='77c90c013d2c42b89
fd5ec53b7edee8b',externalCode='606e7519bd6f4be19280e8eccc64a736')/typeOfUrlNav"
            }
        },
        "externalLinkNameTranslationTextNav": {
            "results": [
                {
                    "__metadata": {
                        "uri": "https://<api-server>/odata/v2/
MDFLocalizedValue('en_US')",
                        "type": "SFOData.MDFLocalizedValue"
                    },
                    "locale": "en_US",
                    "value": "Events: My Simplification"
                },
                {
                    "__metadata": {
                        "uri": "https://<api-server>/odata/v2/
MDFLocalizedValue('defaultValue')",
                        "type": "SFOData.MDFLocalizedValue"
                    },
                    "locale": "defaultValue",
                    "value": "Events: My Simplification"
                }
            ]
        },
        "mdfSystemRecordStatusNav": {
            "__deferred": {
                "uri": "https://<api-server>/odata/v2/
PayrollConfigurationCategoryLink(PayrollConfigurationCategory_externalCode='bfd46f86
07af4419a11c14d2592d44b8',PayrollSystemConfiguration_externalCode='77c90c013d2c42b89
fd5ec53b7edee8b',externalCode='606e7519bd6f4be19280e8eccc64a736')/
mdfSystemRecordStatusNav"
            }
        },
        "serviceNav": {
            "__deferred": {
                "uri": "https://<api-server>/odata/v2/
PayrollConfigurationCategoryLink(PayrollConfigurationCategory_externalCode='bfd46f86
07af4419a11c14d2592d44b8',PayrollSystemConfiguration_externalCode='77c90c013d2c42b89
fd5ec53b7edee8b',externalCode='606e7519bd6f4be19280e8eccc64a736')/serviceNav"
            }
        }
    ],
    "mdfSystemRecordStatusNav": {
        "__deferred": {
            "uri": "https://<api-server>/odata/v2/
PayrollConfigurationCategory(PayrollSystemConfiguration_externalCode='77c90c013d2c42
b89fd5ec53b7edee8b',externalCode='bfd46f8607af4419a11c14d2592d44b8')/
mdfSystemRecordStatusNav"
        }
    },
    {
        "__metadata": {
            "uri": "https://<api-server>/odata/v2/
PayrollConfigurationCategory(PayrollSystemConfiguration_externalCode='77c90c013d2c42
b89fd5ec53b7edee8b',externalCode='3dd87df3595e49ebbb344de42e324a62')",
            "type": "SFOData.PayrollConfigurationCategory"
        }
    }
}

```

```

    },
    "PayrollSystemConfiguration_externalCode":
"77c90c013d2c42b89fd5ec53b7edee8b",
    "externalCode": "3dd87df3595e49ebbb344de42e324a62",
    "externalCategoryName_en_US": "Social Insurance ",
    "lastModifiedDateTime": "/Date(1547633032000+0000)/",
    "createdBy": "admin",
    "createdDateTime": "/Date(1547633032000+0000)/",
    "lastModifiedBy": "admin",
    "externalCategoryName_localized": "Social Insurance ",
    "externalCategoryName_defaultValue": "Social Insurance ",
    "mdfSystemRecordStatus": "N",
    "externalCategoryNameTranslationTextNav": {
      "results": [
        {
          "__metadata": {
            "uri": "https://<api-server>/odata/v2/
MDFLocalizedValue('en_US')",
            "type": "SFOData.MDFLocalizedValue"
          },
          "locale": "en_US",
          "value": "Social Insurance "
        },
        {
          "__metadata": {
            "uri": "https://<api-server>/odata/v2/
MDFLocalizedValue('defaultValue')",
            "type": "SFOData.MDFLocalizedValue"
          },
          "locale": "defaultValue",
          "value": "Social Insurance "
        }
      ]
    },
    "links": {
      "results": [
        {
          "__metadata": {
            "uri": "https://<api-server>/odata/v2/
PayrollConfigurationCategoryLink(PayrollConfigurationCategory_externalCode='3dd87df3
595e49ebbb344de42e324a62',PayrollSystemConfiguration_externalCode='77c90c013d2c42b89
fd5ec53b7edee8b',externalCode='73ea170a89a4410797dda638acc86447')",
            "type": "SFOData.PayrollConfigurationCategoryLink"
          },
          "PayrollSystemConfiguration_externalCode":
"77c90c013d2c42b89fd5ec53b7edee8b",
          "PayrollConfigurationCategory_externalCode":
"3dd87df3595e49ebbb344de42e324a62",
          "externalCode": "73ea170a89a4410797dda638acc86447",
          "selfService": false,
          "externalLinkName_localized": "User Administration",
          "externalLinkName_defaultValue": "User Administration",
          "lastModifiedDateTime": "/Date(1547633032000+0000)/",
          "typeOfUrl": null,
          "url": null,
          "infotypeNumber": "392",
          "createdBy": "admin",
          "adminService": true,
          "service": null,
          "createdDateTime": "/Date(1547633032000+0000)/",
          "lastModifiedBy": "admin",
          "externalLinkName_en_US": "User Administration",
          "mdfSystemRecordStatus": "N",
          "typeOfUrlNav": {
            "__deferred": {
              "uri": "https://<api-server>/odata/v2/
PayrollConfigurationCategoryLink(PayrollConfigurationCategory_externalCode='3dd87df3

```



## 9.4.12.6 SAPSystemConfiguration

The *SAPSystemConfiguration* entity is an external API for the Employee Central Payroll solution. It's used by the Employee Central Payroll system to fetch and display *SAPSystemConfiguration* objects. It's used to maintain data required to connect to payroll systems.

### Permissions

#### Note

To be able to use this API, you must have Employee Central Payroll or Payroll Integration enabled in your instance. Contact Product Support to enable these features.

### Supported Operations

Query, Insert, Upsert

### Properties and Navigation Properties

This section lists only the properties and navigation properties that require special business logic, permission, or other additional information. For more information, refer to the API dictionary in [Admin Center](#) [API Center](#) [OData API Data Dictionary](#) or the API metadata using query: `https://<api-server>/odata/v2/<Entity>/$metadata`.

### Use Case: Creating and Updating SAPSystemConfiguration Objects

#### Request

Operation	Upsert
HTTP Method	POST
URI	<code>https://&lt;api-server&gt;/odata/v2/upsert</code>

Payload

```
[
  {
    "__metadata": {
      "uri": "SAPSystemConfiguration(externalCode='ABC/123')"
    },
    "payrollSystemUrl": "https://<api-server>",
    "payrollSystemClientId": "123"
  },
  {
    "__metadata": {
      "uri": "SAPSystemConfiguration(externalCode='DEF/456')"
    },
    "payrollSystemUrl": "https://<api-server>",
    "payrollSystemClientId": "456"
  }
]
```

---

## Response

## 9.4.13 Person

### 9.4.13.1 PerAddressDEFLT

The `PerAddressDEFLT` contains information about a person's addresses.

## HRIS Element Information

```
HRIS Element ID:homeAddress
Business Key: personIdExternal + effectiveStartDate + addressType
Permission Mode: HRIS element permission control
Effective-date:true
Foundation Type:false
Person Entity Element:true
Supports Incremental Load:true.
Supports NO_OVERWRITE: yes.
```

## Supported Operations

Query, Upsert

## Properties and Navigation Properties

This section lists only the properties and navigation properties that require special business logic, permission, or other additional information. For more information, refer to the API dictionary in [Admin Center](#) [API Center](#) [OData API Data Dictionary](#) or the API metadata using query: `https://<api-server>/odata/v2/<Entity>/$metadata`.

Property	Description
operation	To delete a record, use the upsert operation and set this property to DELIMIT.

## Use Case 1: Query the Persons with a Specific Address

This example shows how to query all persons whose state in the business address is California.

### Request

Operation	Query
HTTP Method	GET
URI	<code>https://&lt;API-Server&gt;/odata/v2/PerAddressDEFLT?\$filter=state eq 'CA' and addressType eq 'business'&amp;\$select=state,address1,address2,personIdExternal&amp;\$top=1&amp;\$format=JSON</code>

### Response

#### Sample Code

```
{
  "d": {
    "results": [
      {
        "__metadata": {
          uri: "https://<API-Server>/odata/v2/public/PerAddressDEFLT(addressType='business',personIdExternal='jtong1',startDate=datetime'1993-02-15T00:00:00') "
        },
        type: " SFOData.PerAddressDEFLT "},
        personIdExternal: "jtong1"
        state: "CA"
        address1: "1500 Fashion Island Blvd."
        address2: "Ste. 300"
      }
    ]
  }
}
```



# Use Case 2: Update the Home Addresses of an Employee

## Request

Operation	Upsert
HTTP Method	POST
URI	https://<API-Server>/odata/v2/upsert

## Payload

```
{
  "__metadata": {
    "uri": "PerAddressDEFLT",
    "type": "SFOData.PerAddressDEFLT"
  },
  "addressType": "home",
  "personIdExternal": "454",
  "startDate": "/Date(1532572453000)/",
  "endDate": "/Date(3173567653000)/",
  "county": "5498",
  "province": "5506",
  "state": "3661",
  "address1Alt1": "add1alt1",
  "city": "Shanghai",
  "customString20": "TTT",
  "customDouble1": "5.6",
  "zipCodeAlt1": "123",
  "customString10": "5502",
  "stateAlt2": "abc",
  "customLong1Alt1": null,
  "stateAlt1": "aa",
  "country": "CHN",
  "zipCode": "201203",
  "notes": "test upsert",
  "cityAlt2": "city2",
  "customLong12": "2197",
  "customLong13": "S1",
  "cityAlt1": "city1",
  "address5": "tyierueht",
  "countryAlt1": null,
  "countryAlt2": null,
  "customLong9": "5494",
  "customLong7": "A3",
  "countyAlt1": "wjjew",
  "customLong6": "CAN",
  "countyAlt2": "dd",
  "customDate1": "/
Date(1532918053000)/",
  "address3": "502, no.66, lane 888,
Somewhere district",
  "customDate1Alt1": "/
Date(1532918053000)/",
  "customDate1Alt2": "/
Date(1532918053000)/",
  "address1": "15-71 NCI Tower, No. 12
A Test Ave",
  "customString5": "BWK",
  "customString4": "D1",
  "customString3": "dr1sfmtgr1",
  "customString2": "4185",
  "customString9": "5503",
  "customString8": "S1",
  "customString7": "A1",
  "customString6": "AUS",
  "customString1": "5122"
}
```

## Response

```
{
  "d": [
    {
      "key": "PerAddressDEFLT/addressType=home,PerAddressDEFLT/
personIdExternal=454,PerAddressDEFLT/startDate=2018-07-26T02:34:13.000Z",
      "status": "OK",
    }
  ]
}
```

```
    "editStatus": UPSERTED,  
    "message": "",  
    "index": 0,  
    "statusCode": 200,  
    "inlineResults": null  
  }  
]  
}
```

## Country/Region-Specific Logic

You can define the attributes of the `PerAddressDEFLT` fields differently for countries and regions in the Succession Data Model and the Country/region-Specific Data Model. As it is not possible to have multiple entities per country or region, this OData API exposes a single entity `PerAddressDEFLT`, and offers a single field for all countries and regions.

See [PerAddressDEFLT \[page 567\]](#) for more information.

## Related Information

[SAP Business Accelerator Hub: PerAddressDEFLT](#)

[Permission Settings \[page 551\]](#)

[Filtering out external user data \[page 1500\]](#)

### 9.4.13.2 PerBiographicalInfoLoc<Country/Region>

This entity contains the localized biographical information for an employee.

## Supported Operations

Query, Upsert

## Properties and Navigation Properties

This section lists only the properties and navigation properties that require special business logic, permission, or other additional information. For more information, refer to the API dictionary in [Admin Center](#) [API Center](#) [OData API Data Dictionary](#) or the API metadata using query: `https://<api-server>/odata/v2/<Entity>/$metadata`.

## Properties

This section lists only the properties and navigation properties that require special business logic, permission, or other additional information. For more information, refer to the API dictionary in [Admin Center > API Center > OData API Data Dictionary](#) or the API metadata using query: `https://<api-server>/odata/v2/<Entity>/$metadata`.

Property	Description
region-of-birth	To specify your region of birth. The input value can be either free text or a picklist according to your configurations.
place-of-birth	To specify your region of birth. The input value can be either free text or a picklist according to your configurations.

## Navigation Properties

Navigation Property	Related Entity	Description
personNav	PerPerson	Navigation to the PerPerson entity that contains biographical information for the corresponding person
countryNav	Territory	Navigation to the Territory entity describing the country or region for PerGlobalInfo
regionOfBirthNav	PicklistOption	Navigation to the PicklistOption entity

## Use Case 1: Query the Localized Biographical Information of an Employee

The example shows how to query the biographical information detail of an employee based in France.

### Request

Operation	Query
HTTP Method	GET
URI	<code>https://&lt;api-server&gt;/odata/v2/PerBiographicalInfoLocFRA(country='FRA',personIdExternal='sbaker1')?\$format=json</code>

### Response

```
{
  "d": {
    "__metadata": {
      "uri": "https://localhost:443/odata/v2/PerBiographicalInfoLocFRA(country='FRA',personIdExternal='sbaker1')",
      "type": "SFOData.PerBiographicalInfoLocFRA"
    }
  }
}
```

```

    },
    "country": "FRA",
    "personIdExternal": "sbaker1",
    "placeOfBirth": "Aubel",
    "lastModifiedDate": "/Date(1604044320000+0000)/",
    "createdBy": "admin",
    "lastModifiedBy": "admin",
    "createdDateTime": "/Date(1604035670000+0000)/",
    "regionOfBirth": "5344",
    "createdOn": "/Date(1604064470000)/",
    "lastModifiedOn": "/Date(1604073120000)/",
    "personNav": {
      "__deferred": {
        "uri": "https://localhost:443/odata/v2/
PerBiographicalInfoLocFRA(country='FRA',personIdExternal='sbaker1')/personNav"
      }
    },
    "countryNav": {
      "__deferred": {
        "uri": "https://localhost:443/odata/v2/
PerBiographicalInfoLocFRA(country='FRA',personIdExternal='sbaker1')/countryNav"
      }
    },
    "regionOfBirthNav": {
      "__deferred": {
        "uri": "https://localhost:443/
odata/v2/PerBiographicalInfoLocFRA(country='FRA',personIdExternal='sbaker1')/
regionOfBirthNav"
      }
    }
  }
}
}
}

```

## Use Case 2: Update the Localized Biographical Information of an Employee

This example shows how to update the localized biographical information of an employee.

### Request

Operation	Upsert
HTTP Method	POST
URI	http://<API-Server>/odata/v2/upsert
Payload	<pre> {   "__metadata": {     "uri": "PerBiographicalInfoLocUSA(country='USA',personIdExternal='456')",   },   "placeOfBirth": "Boston",   "regionOfBirth": "MA",   "customLong1": "1234",   "customDate1": "/Date(1496275200000)/",   "customString1": "ABC" } </pre>

## Response

```
<?xml version="1.0" encoding="utf-8" standalone="yes"?>
<feed xmlns="http://www.w3.org/2005/Atom" xmlns:m="http://schemas.microsoft.com/ado/
2007/08/dataservices/metadata" xmlns:d="http://schemas.microsoft.com/ado/2007/08/
dataservices">
  <entry>
    <content type="application/xml">
      <m:properties>
<d:key>PerBiographicalInfoLocUSA/country=USA,PerBiographicalInfoLocUSA/
personIdExternal=456</d:key>
        <d:status>OK</d:status>
        <d:editStatus>UPSERTED</d:editStatus>
        <d:message m:null="true"></d:message>
        <d:index m:type="Edm.Int32">0</d:index>
        <d:httpCode m:type="Edm.Int32">200</d:httpCode>
        <d:inlineResults m:type="Bag(SFODData.UpsertResult)"></
d:inlineResults>
      </m:properties>
    </content>
  </entry>
</feed>
```

### 9.4.13.3 PerEmail

This `PerEmail` API enables you to read, update, create, or delete an employee's email address.

## HRIS Element Information

```
HRIS Element ID:emailInfo
Business Keys: personIdExternal + emailType
Effective-date:false
Foundation Type:false
Person Entity Element:true
Supports Incremental Load: true
Supports NO_OVERWRITE: true
```

## Supported Operations

Query, Upsert

## Properties and Navigation Properties

This section lists only the properties and navigation properties that require special business logic, permission, or other additional information. For more information, refer to the API dictionary in [Admin Center](#) > [API Center](#)

➤ [OData API Data Dictionary](#) or the API metadata using query: `https://<api-server>/odata/v2/<Entity>/$metadata`.

Property	Description
operation	To delete a record, use the upsert operation and set this property to DELETE.

## Use Case 1: Get Email Addresses by Specific Criteria

The example shows how to get the Private and Primary email addresses.

### Request

Operation	Query
HTTP Method	GET
URI	<code>https://&lt;API-Server&gt;/odata/v2/PerEmail?\$filter=emailType eq '8448' and isPrimary eq 'true'&amp;\$select=emailAddress&amp;\$format=JSON</code>

### Response

#### Sample Code

```
{
  "d": {
    "results": [
      {
        "__metadata": {
          "uri": "https://<API-Server>/odata/v2/PerEmail(emailType='8448',personIdExternal='109031')",
          "type": "SFOData.PerEmail"
        },
        "emailAddress": "Firstname.Lastname@bestrunsap.com"
      }
    ]
  }
}
```

## Use Case 2: Update an Email Address

This example shows how to update a user's business Email address.

### Request

Operation	Upsert
-----------	--------

HTTP Method

POST

URI

https://<API-Server>/odata/v2/Upsert

Payload

#### ↔ Sample Code

```
{
  "__metadata": {
    "uri":
"PerEmail(emailType='8448',personIdExternal='109031')",
    "type": "SFOData.PerEmail"
  },
  "emailAddress":
"Marcushoff@samplecorporation.com"
}
```

## Response

#### ↔ Sample Code

```
{
  "d": [
    {
      "key": "PerEmail/emailType=8448,PerEmail/personIdExternal=109031",
      "status": "OK",
      "editStatus": UPSERTED,
      "message": "",
      "index": 0,
      "httpCode": 200,
      "inlineResults": Null
    }
  ]
}
```

## Related Information

[SAP Business Accelerator Hub: PerEmail](#)



## 9.4.13.4 PersonEmpTerminationInfo

You can use the `PersonEmpTerminationInfo` API to expose the latest termination date of an employee.

### Supported Operations

Operation	Description
Query	You query an employee's active employment counts, Person ID, and latest termination date via <code>\$expand</code> from the <code>PerPerson</code> entity, but not directly query the <code>PersonEmpTerminationInfo</code> entity.

### Properties and Navigation Properties

This section lists only the properties and navigation properties that require special business logic, permission, or other additional information. For more information, refer to the API dictionary in [Admin Center](#) [API Center](#) [OData API Data Dictionary](#) or the API metadata using query: `https://<api-server>/odata/v2/<Entity>/$metadata`.

### Use Case: Retrieve the Latest Termination Date of a Specific Employee

This example shows how to retrieve the latest termination date of an employee with `$expand` from `PerPerson`. The latest termination date is represented by the `<latestTerminationDate>` field.

#### Request

Operation	Query
HTTP Method	GET
URI	<code>http://&lt;API-Server&gt;/odata/v2/PerPerson?\$format=json&amp;\$expand=personEmpTerminationInfoNav &amp;\$select=personEmpTerminationInfoNav&amp;\$filter=personEmpTerminationInfoNav/personIdExternal+eq+'admin'</code>

#### Response

```
{
  "d": {
    "results": [
      {
        "__metadata": {
```

```

    "uri": "https://<API-Server>/odata/v2/PerPerson('admin')",
    "type": "SFOData.PerPerson"
  },
  "personEmpTerminationInfoNav": {
    "__metadata": {
      "uri": "https://<API-Server>/odata/v2/
PersonEmpTerminationInfo('admin')",
      "type": "SFOData.PersonEmpTerminationInfo"
    },
    "personIdExternal": "admin",
    "activeEmploymentsCount": 1,
    "latestTerminationDate": null
  }
}
]
}
}

```

## Related Information

[SAP Business Accelerator Hub: PersonEmpTerminationInfo](#)

### 9.4.13.5 PerEmergencyContacts

This entity contains emergency contact information of an employee.

## HRIS Element Information

```

HRIS Element ID:emergencyContactPrimary
Business Keys: personIdExternal + name + relationship
Effective-date:false
Foundation Type:false
Person Entity Element:true
Supports Incremental Load:true
Supports NO_OVERWRITE: true

```

## Supported Operations

Query, Upsert

## Properties and Navigation Properties

This section lists only the properties and navigation properties that require special business logic, permission, or other additional information. For more information, refer to the API dictionary in [Admin Center](#) > [API Center](#)

➤ [OData API Data Dictionary](#) or the API metadata using query: `https://<api-server>/odata/v2/<Entity>/$metadata`.

Property	Description
operation	To delete a record, use the upsert operation and set this property to DELETE.

## Use Case 1: Get Primary Emergency Contact

This example shows how to query the Person ID and Relationship about employees' primary emergency contact.

### Request

Operation	Query
HTTP Method	GET
URI	<code>https://&lt;API-Server&gt;/odata/v2/PerEmergencyContacts?\$filter=primaryFlag ne 'Y'&amp;\$select=personIdExternal,relationship&amp;\$format=JSON</code>

### Response

```
{
  "d": {
    "results": [
      {
        "__metadata": {
          "uri": "https://<API-Server>/odata/v2/public/PerEmergencyContacts(name='Chad Hoff',personIdExternal='mhoff1',relationship='Brother')",
          "type": "SFOData.PerEmergencyContacts"
        },
        "relationship": "Brother",
        "personIdExternal": "mhoff1"
      },
      {
        "__metadata": {
          "uri": "https://<API-Server>/odata/v2/public/PerEmergencyContacts(name='Francesca Borriello',personIdExternal='165',relationship='Spouse')",
          "type": "SFOData.PerEmergencyContacts"
        },
        "relationship": "Spouse",
        "personIdExternal": "165"
      },
      {
        "__metadata": {
          "uri": "https://<API-Server>/odata/v2/public/PerEmergencyContacts(name='Test',personIdExternal='greinhard3',relationship='1766')",
          "type": "SFOData.PerEmergencyContacts"
        },
        "relationship": "1766",
        "personIdExternal": "greinhard3"
      }
    ]
  }
}
```

```
}
  ]
}
}
```

## Use Case 2: Update the Country/Region of an Emergency Contact

### Request

Operation	Upsert
HTTP Method	POST
URI	https://<API-Server>/odata/v2/Upsert
Headers	Content-Type: application/json
Payload	<pre>{   "__metadata": {     "uri": "https://&lt;API-Server&gt;/odata/v2/PerEmergencyContacts(name='Karen Grant',personIdExternal='cgrant1',relationship='1767')",     "type": "SFOData.PerEmergencyContacts"   },   "addressCountry": "DEU" }</pre>

### Response

```
{
  "d": [
    {
      "key": "PerEmergencyContacts/name=Karen Grant,PerEmergencyContacts/personIdExternal=cgrant1,PerEmergencyContacts/relationship=1767",
      "status": "OK",
      "editStatus": UPSERTED,
      "message": "",
      "index": 0,
      "httpCode": 200,
      "inlineResults": null
    }
  ]
}
```

### Related Information

[SAP Business Accelerator Hub: PerEmergencyContacts](#)

## 9.4.13.6 PerGlobalInfo<Country/Region>

This entity contains the global information for an employee.

### HRIS Element Information

```
HRIS Element ID:globalInfo
Business Keys: personIdExternal + startDate + country
Effective-date:true
Foundation Type:false
Person Entity Element:true
Supports Incremental Load:true
Supports NO_OVERWRITE: true
Supports MCPD: false
```

### Supported Operations

Query, Upsert

### Properties and Navigation Properties

#### Properties

This section lists only the properties and navigation properties that require special business logic, permission, or other additional information. For more information, refer to the API dictionary in [Admin Center](#) > [API Center](#) > [OData API Data Dictionary](#) or the API metadata using query: `https://<api-server>/odata/v2/<Entity>/$metadata`.

Property	Description
personIdExternal	The employee ID
country	The country or region where the employee works
createdOn	The date that the global information was added
createdBy	The ID of the person who created the global information entry
lastModifiedOn	The date that the global information was modified
lastModifiedBy	The ID of the person who made the last update to the global information entry
customString(1,20)	An optional field for a string with 1-20 characters
customDate(1,10)	An optional field for a date with 1-20 characters.
customLong(1,20)	An optional field for numbers with 1-20 characters

Property	Description
customDouble(1,20)	An optional field for a double precision decimal
endDate	The date the global information is set to inactive
operation	To delete a record, use the upsert operation and set this property to DELIMIT.

## Navigation Properties

Navigation Property	Related Entity	Description
countryNav	Territory	Navigation to the Territory entity describing the country or region for PerGlobalInfo
personNav	PerPerson	Navigation to the PerPerson entity that contains biographical information for the corresponding person

## Use Case 1: Get the Global Information of an Employee

This example shows how to get the global information of an employee based in USA.

### Request

Operation	Query
HTTP Method	GET
URI	<code>https://&lt;API-Server&gt;/odata/v2/PerGlobalInfoUSA(country='USA',personIdExternal='dr1sfmgr11',startDate=datetime'2001-01-05T00:00:00')&amp;\$format=JSON</code>

### Response

```
{
  "d": {
    "__metadata": {
      "uri": "https://<API-Server>/odata/v2/PerGlobalInfoUSA(country='USA',personIdExternal='dr1sfmgr11',startDate=datetime'2001-01-05T00:00:00')",
      "type": "SFOData.PerGlobalInfoUSA"
    },
    "country": "USA",
    "personIdExternal": "dr1sfmgr11",
    "startDate": "/Date(978652800000)/",
    "lastModifiedDateTime": "/Date(1333434025000+0000)/",
    "endDate": "/Date(25340221440000)/",
    "createdDateTime": "/Date(1333434025000+0000)/",
    "genericString1": "2603",
    "customLong16": null,
    "customLong14": null,
    "customLong15": null,
    "genericNumber12": null,
    "customLong9": "3245251",
    "customLong8": "3441",
  }
}
```

```

"customLong7": null,
"customLong6": null,
"customLong5": null,
"customLong4": null,
"customLong3": null,
"customLong1": null,
"createdOn": "/Date(1333434025000)/",
"customDate1": null,
"genericDate5": null,
"genericNumber1": "0",
"lastModifiedBy": "ajp",
"customString5": null,
"customString10": null,
"customString4": "BU9",
"customString3": null,
"customString9": "cstr9usa-17",
"customString14": null,
"customString8": "39761",
"customString15": null,
"customString7": null,
"customString16": null,
"customString6": null,
"lastModifiedOn": "/Date(1333434025000)/",
"customString1": "5122",
"createdBy": "ajp",
"customString16Nav": {
  "__deferred": {
    "uri": "https://<API-Server>/odata/v2/
PerGlobalInfoUSA(country='USA',personIdExternal='drlsfmgr11',startDate=datetime'2001
-01-05T00:00:00')/customString16Nav"
  }
},
"customString1Nav": {
  "__deferred": {
    "uri": "https://<API-Server>/odata/v2/
PerGlobalInfoUSA(country='USA',personIdExternal='drlsfmgr11',startDate=datetime'2001
-01-05T00:00:00')/customString1Nav"
  }
},
"customLong15Nav": {
  "__deferred": {
    "uri": "https://<API-Server>/odata/v2/
PerGlobalInfoUSA(country='USA',personIdExternal='drlsfmgr11',startDate=datetime'2001
-01-05T00:00:00')/customLong15Nav"
  }
},
"customString5Nav": {
  "__deferred": {
    "uri": "https://<API-Server>/odata/v2/
PerGlobalInfoUSA(country='USA',personIdExternal='drlsfmgr11',startDate=datetime'2001
-01-05T00:00:00')/customString5Nav"
  }
},
"customLong1Nav": {
  "__deferred": {
    "uri": "https://<API-Server>/odata/v2/
PerGlobalInfoUSA(country='USA',personIdExternal='drlsfmgr11',startDate=datetime'2001
-01-05T00:00:00')/customLong1Nav"
  }
},
"customLong5Nav": {
  "__deferred": {
    "uri": "https://<API-Server>/odata/v2/
PerGlobalInfoUSA(country='USA',personIdExternal='drlsfmgr11',startDate=datetime'2001
-01-05T00:00:00')/customLong5Nav"
  }
},
"customLong9Nav": {

```

```

        "__deferred": {
            "uri": "https://<API-Server>/odata/v2/
PerGlobalInfoUSA(country='USA',personIdExternal='dr1sfmgr11',startDate=datetime'2001
-01-05T00:00:00')/customLong9Nav"
        }
    },
    "customString9Nav": {
        "__deferred": {
            "uri": "https://<API-Server>/odata/v2/
PerGlobalInfoUSA(country='USA',personIdExternal='dr1sfmgr11',startDate=datetime'2001
-01-05T00:00:00')/customString9Nav"
        }
    },
    "customLong16Nav": {
        "__deferred": {
            "uri": "https://<API-Server>/odata/v2/
PerGlobalInfoUSA(country='USA',personIdExternal='dr1sfmgr11',startDate=datetime'2001
-01-05T00:00:00')/customLong16Nav"
        }
    },
    "customString15Nav": {
        "__deferred": {
            "uri": "https://<API-Server>/odata/v2/
PerGlobalInfoUSA(country='USA',personIdExternal='dr1sfmgr11',startDate=datetime'2001
-01-05T00:00:00')/customString15Nav"
        }
    },
    "genericNumber12Nav": {
        "__deferred": {
            "uri": "https://<API-Server>/odata/v2/
PerGlobalInfoUSA(country='USA',personIdExternal='dr1sfmgr11',startDate=datetime'2001
-01-05T00:00:00')/genericNumber12Nav"
        }
    },
    "customString4Nav": {
        "__deferred": {
            "uri": "https://<API-Server>/odata/v2/
PerGlobalInfoUSA(country='USA',personIdExternal='dr1sfmgr11',startDate=datetime'2001
-01-05T00:00:00')/customString4Nav"
        }
    },
    "customLong6Nav": {
        "__deferred": {
            "uri": "https://<API-Server>/odata/v2/
PerGlobalInfoUSA(country='USA',personIdExternal='dr1sfmgr11',startDate=datetime'2001
-01-05T00:00:00')/customLong6Nav"
        }
    },
    "customLong7Nav": {
        "__deferred": {
            "uri": "https://<API-Server>/odata/v2/
PerGlobalInfoUSA(country='USA',personIdExternal='dr1sfmgr11',startDate=datetime'2001
-01-05T00:00:00')/customLong7Nav"
        }
    },
    "customString14Nav": {
        "__deferred": {
            "uri": "https://<API-Server>/odata/v2/
PerGlobalInfoUSA(country='USA',personIdExternal='dr1sfmgr11',startDate=datetime'2001
-01-05T00:00:00')/customString14Nav"
        }
    },
    "customString3Nav": {
        "__deferred": {
            "uri": "https://<API-Server>/odata/v2/
PerGlobalInfoUSA(country='USA',personIdExternal='dr1sfmgr11',startDate=datetime'2001
-01-05T00:00:00')/customString3Nav"
        }
    }
}

```



```

    },
    "customLong3Nav": {
      "__deferred": {
        "uri": "https://<API-Server>/odata/v2/
PerGlobalInfoUSA(country='USA',personIdExternal='drlsrufer11',startDate=datetime'2001
-01-05T00:00:00')/customLong3Nav"
      }
    },
    "personNav": {
      "__deferred": {
        "uri": "https://<API-Server>/odata/v2/
PerGlobalInfoUSA(country='USA',personIdExternal='drlsrufer11',startDate=datetime'2001
-01-05T00:00:00')/personNav"
      }
    },
    "customString7Nav": {
      "__deferred": {
        "uri": "https://<API-Server>/odata/v2/
PerGlobalInfoUSA(country='USA',personIdExternal='drlsrufer11',startDate=datetime'2001
-01-05T00:00:00')/customString7Nav"
      }
    },
    "customLong14Nav": {
      "__deferred": {
        "uri": "https://<API-Server>/odata/v2/
PerGlobalInfoUSA(country='USA',personIdExternal='drlsrufer11',startDate=datetime'2001
-01-05T00:00:00')/customLong14Nav"
      }
    },
    "customLong4Nav": {
      "__deferred": {
        "uri": "https://<API-Server>/odata/v2/
PerGlobalInfoUSA(country='USA',personIdExternal='drlsrufer11',startDate=datetime'2001
-01-05T00:00:00')/customLong4Nav"
      }
    },
    "countryNav": {
      "__deferred": {
        "uri": "https://<API-Server>/odata/v2/
PerGlobalInfoUSA(country='USA',personIdExternal='drlsrufer11',startDate=datetime'2001
-01-05T00:00:00')/countryNav"
      }
    },
    "customString6Nav": {
      "__deferred": {
        "uri": "https://<API-Server>/odata/v2/
PerGlobalInfoUSA(country='USA',personIdExternal='drlsrufer11',startDate=datetime'2001
-01-05T00:00:00')/customString6Nav"
      }
    },
    "customString10Nav": {
      "__deferred": {
        "uri": "https://<API-Server>/odata/v2/
PerGlobalInfoUSA(country='USA',personIdExternal='drlsrufer11',startDate=datetime'2001
-01-05T00:00:00')/customString10Nav"
      }
    }
  }
}

```

## Use Case 2: Update the Global Information of an Employee

This example shows how to update the global information of an employee.

## Request

Operation	Upsert
HTTP Method	POST
URI	https://<API-Server>/odata/v2/upsert
Payload	<pre>{   "__metadata": {     "uri": "PerGlobalInfoUSA",     "type": "SFOData.PerGlobalInfoUSA"   },   "country": "USA",   "personIdExternal": "454",   "startDate": "/ Date(1532563200000)/",   "endDate": "/ Date(253402214400000)/",   "genericString1": "abc",   "customLong5": "S3",   "customLong4": "BU24",   "customLong3": "ADBE-BLR_TEST2",   "customLong1": "5122",   "customDate1": "/ Date(1496275200000)/",   "genericDate5": "/ Date(1494288000000)/",   "genericNumber1": "0",   "customString1": "5123",   "genericDate1": "/ Date(1493596800000)/" }</pre>

## Response

```
{
  "d": [
    {
      "key": "PerGlobalInfoUSA/country=USA,PerGlobalInfoUSA/
personIdExternal=454,PerGlobalInfoUSA/startDate=2018-07-26T00:00:00.000Z",
      "status": "OK",
      "editStatus": UPSERTED,
      "message": "",
      "index": 0,
      "httpCode": 200,
      "inlineResults": null
    }
  ]
}
```

## Additional Information

When you make a last modified query, look at how this entity behaves with `$filter` and `lastModifiedOn`: [lastModifiedDate and \\$filter \[page 579\]](#).

## Related Information

[Permission Settings \[page 551\]](#)

### 9.4.13.7 PerNationalId

This entity contains national identification card information for an employee.

#### HRIS Element Information

```
HRIS Element ID:nationalIdCard
Business Keys: personIdExternal + country + cardType
Effective-date:false
Foundation Type:false
Person Entity Element:true
Supports Incremental Load:true
Supports NO_OVERWRITE: true
```

#### Supported Operations

Query, Upsert

#### Properties and Navigation Properties

This section lists only the properties and navigation properties that require special business logic, permission, or other additional information. For more information, refer to the API dictionary in [Admin Center](#) [API Center](#) [OData API Data Dictionary](#) or the API metadata using query: `https://<api-server>/odata/v2/<Entity>/$metadata`.

Property	Description
operation	To delete a record, use the upsert operation and set this property to DELETE.

## Use Case 1: Retrieve All Persons Whose National Id Isn't Primary in the Country or Region They Live

### Request

Operation	Query
HTTP Method	GET
URI	https://<API-Server>/odata/v2/ PerNationalId?\$filter=isPrimary eq 'false'&\$select=personIdExternal,nationalI d,country&\$format=JSON

### Response

```
{
  "d": {
    "results": [
      {
        "__metadata": {
          "uri": "https://<API-Server>/odata/v2/public/  
PerNationalId(cardType='itin',country='USA',personIdExternal='vstokes1')",
          "type": "SFOData.PerNationalId"
        },
        "personIdExternal": "vstokes1",
        "country": "USA",
        "nationalId": "48-98493057"
      },
      {
        "__metadata": {
          "uri": "https://<API-Server>/odata/v2/public/  
PerNationalId(cardType='itin',country='USA',personIdExternal='wsown1')",
          "type": "SFOData.PerNationalId"
        },
        "personIdExternal": "wsown1",
        "country": "USA",
        "nationalId": "47-49409408"
      },
      {
        "__metadata": {
          "uri": "https://<API-Server>/odata/v2/public/  
PerNationalId(cardType='itin',country='USA',personIdExternal='smormony1')",
          "type": "SFOData.PerNationalId"
        },
        "personIdExternal": "smormony1",
        "country": "USA",
        "nationalId": "45-34593835"
      }
    ]
  }
}
```

## Use Case 2: Update the National ID Information of an Employee

### Request

Operation	Upsert
HTTP Method	POST
URI	https://<API-Server>/odata/v2/upsert
Payload	<pre>{   "__metadata": {     "uri": "PerNationalId",     "type": "SFOData.PerNationalId"   },   "country": "USA",   "personIdExternal": "454",   "cardType": "ssn",   "notes": "test upsert",   "deueyCode": "abc",   "cpamId": "123456",   "customLong1": "5123",   "customDouble1": "3456",   "isPrimary": true,   "customDate1": "/ Date(1557014400000)/",   "customString2": "4184",   "customString1": "5122",   "nationalId": "456-85-9999" }</pre>

### Response

<pre>{   "d": [     {       "key": "PerNationalId/cardType=ssn,PerNationalId/ country=USA,PerNationalId/personIdExternal=454",       "status": "OK",       "editStatus": UPSERTED,       "message": "",       "index": 0,       "httpCode": 200,       "inlineResults": Null     }   ] }</pre>
--

### Related Information

[Permission Settings \[page 551\]](#)

## 9.4.13.8 PerPerson

You can use this OData API to display non-effective-dated biological information about an employee such as date and place of birth, and date of death.

### HRIS Element Information

```
HRIS Element ID:personInfo
Business Keys: personIdExternal
Effective-date:false
Foundation Type:false
Person Entity Element:true
Supports Incremental Load:true
Supports NO_OVERWRITE: true
```

### Supported Operations

Operation	Description
Query	
Upsert	Upsert is supported with an incremental purge

### Properties and Navigation Properties

This section lists only the properties and navigation properties that require special business logic, permission, or other additional information. For more information, refer to the API dictionary in [Admin Center](#) > [API Center](#) > [OData API Data Dictionary](#) or the API metadata using query: `https://<api-server>/odata/v2/<Entity>/$metadata`.

#### Properties

Property	Description
personIdExternal	Business key.
custom-string1, custom-string2, custom-string3	These three custom string fields are filterable, so you can query <code>PerPerson</code> with filters on these fields rather than fetch all the records. In some cases they are used to store external system IDs.

## Navigation Properties

Navigation Property	Related Entity	Description
SecondaryAssignmentNav	SecondaryAssignments	Navigation to the SecondaryAssignments to know which employment contract is the primary one for replication scenarios
personEmpTerminationInfoNav	PersonEmpTerminationInfo	Navigation to the personEmpTerminationInfo to get the latest employment date for an employee.
personTypeUsageNav	PersonTypeUsage	Navigation to PersonTypeUsage.  The PersonTypeUsage entity is used by the PerPerson entity to query person records, and can be filtered by person type.

## Use Case 1: Get the First PerPerson Record

This example shows how to get the first record of an employee's information.

### Request

Operation	Query
HTTP Method	GET
URI	http://<API-Server>/odata/v2/PerPerson?\$top=1&\$format=JSON

### Response

```
{
  "d": {
    "results": [
      {
        "__metadata": {
          "uri": "https://<API-Server>/odata/v2/PerPerson('aaaa')",
          "type": "SFOData.PerPerson"
        },
        "personIdExternal": "aaaa",
        "dateOfBirth": null,
        "lastModifiedOn": "/Date(1303743709000)/",
        "lastModifiedDate": "/Date(1303758109000+0000)/",
        "dateOfDeath": null,
        "createdOn": "/Date(1303743708000)/",
        "countryOfBirth": null,
        "createdBy": "v4admin",
        "createdDateTime": "/Date(1303758108000+0000)/",
        "lastModifiedBy": "v4admin",
        "personId": "4",
        "personRerlationshipNav": {
          "__deferred": {
            "uri": "https://<API-Server>/odata/v2/PerPerson('aaaa')/
            personRerlationshipNav"
          }
        }
      }
    ]
  }
}
```

```

    }
  },
  "emergencyContactNav": {
    "__deferred": {
      "uri": "https://<API-Server>/odata/v2/PerPerson('aaaa')/"
    }
  },
  "emergencyContactNav"
},
"phoneNav": {
  "__deferred": {
    "uri": "https://<API-Server>/odata/v2/PerPerson('aaaa')/phoneNav"
  }
},
"personalInfoNav": {
  "__deferred": {
    "uri": "https://<API-Server>/odata/v2/PerPerson('aaaa')/personalInfoNav"
  }
},
"homeAddressNavDEFAULT": {
  "__deferred": {
    "uri": "https://<API-Server>/odata/v2/PerPerson('aaaa')/"
  }
},
"homeAddressNavDEFAULT"
},
"secondaryAssignmentsNav": {
  "__deferred": {
    "uri": "https://<API-Server>/odata/v2/PerPerson('aaaa')/"
  }
},
"secondaryAssignmentsNav"
},
"nationalIdNav": {
  "__deferred": {
    "uri": "https://<API-Server>/odata/v2/PerPerson('aaaa')/nationalIdNav"
  }
},
"countryOfBirthNav": {
  "__deferred": {
    "uri": "https://<API-Server>/odata/v2/PerPerson('aaaa')/"
  }
},
"countryOfBirthNav"
},
"emailNav": {
  "__deferred": {
    "uri": "https://<API-Server>/odata/v2/PerPerson('aaaa')/emailNav"
  }
},
"socialAccountNav": {
  "__deferred": {
    "uri": "https://<API-Server>/odata/v2/PerPerson('aaaa')/"
  }
},
"socialAccountNav"
},
"employmentNav": {
  "__deferred": {
    "uri": "https://<API-Server>/odata/v2/PerPerson('aaaa')/employmentNav"
  }
}
}
]
}
}

```



## Use Case 2: Add a New Employee

Refer to [PerPerson Upsert \[page 1495\]](#) for information on how you can use this entity to add a new employee.

### Related Information

[SAP Business Accelerator Hub: PerPerson](#) 

[Permission Settings \[page 551\]](#)

[Adding a New Employee \[page 1494\]](#)

[PerPerson Upsert \[page 1495\]](#)

[PersonEmpTerminationInfo \[page 1137\]](#)

[Differentiating primary from secondary employment during concurrent employment replication \[page 1512\]](#)

### 9.4.13.8.1 generateNextPersonID

You use this API to generate the next person ID assigned for a new hire, incrementing it as required.

The generated IDs are used in the `User` entity (fields: `username` and `userID`), `PerPerson` entity (field: `personIdExternal`, `userID`), `Employment` entity (fields: `personIdExternal` and `userID`), `Person Objects` (field: `personIdExternal`), `Employment Objects` (field: `userID`).

#### Note

If you configure business rules for generating next person IDs, the rules are skipped in this API, which is different from the behaviors on the [Add New Employee](#) page.

### Supported Operations

HTTP Method: POST

Return Type: `GenerateNextPersonIDResponse`

Support Payload (`sap:support-payload`): false

### Use Case 1: Creating a Single ID

Use the `Insert` operation to create a single ID for a new hire.

## Request

Operation	Insert
HTTP Method	POST
URI	https://<API-Server>/odata/v2/generateNextPersonID?\$format=json

## Response

```
{
  "d" : {
    "GenerateNextPersonIDResponse" : {
      "personID" : "214"
    }
  }
}
```

## Use Case 2: Creating Multiple IDs

Use the Insert operation to create multiple IDs for new hires.

### Note

When you generate more than one ID, use a \$BATCH statement to avoid too many roundtrips. Make sure that users use the generated IDs in a unique way. Any unused numbers will create gaps since the API generates the numbers in an incremental fashion.

## Request

HTTP Method	POST
URI	https://<API-Server>/odata/v2/\$batch

### Payload

```
--batch_36522ad7-fc75-4b56-8c71-56071383e77b
Content-Type: multipart/mixed; boundary=changeset_1

--changeset_1
Content-Transfer-Encoding: binary
Content-Type: application/http

POST generateNextPersonID HTTP/1.1
Content-Type: application/xml; charset=utf-8

--changeset_1
Content-Transfer-Encoding: binary
Content-Type: application/http

POST generateNextPersonID HTTP/1.1
Content-Type: application/xml; charset=utf-8

--changeset_1
Content-Transfer-Encoding: binary
Content-Type: application/http

POST generateNextPersonID HTTP/1.1
Content-Type: application/xml; charset=utf-8
```

```
--changeset_1--  
  
--batch_36522ad7-fc75-4b56-8c71-56071383e77b--
```

## Response

```
--batch_840c9610-df87-42ce-bd42-948f9e3f8e04  
Content-Type: multipart/mixed; boundary=changeset_75c877a0-4c68-4b0e-af47-  
b8bdb19c117b  
  
--changeset_75c877a0-4c68-4b0e-af47-b8bdb19c117b  
Content-Type: application/http  
Content-Transfer-Encoding: binary  
  
HTTP/1.1 200 OK  
Content-Type: application/xml; charset=utf-8  
DataServiceVersion: 1.0  
Content-Length: 314  
  
<?xml version='1.0' encoding='utf-8'?  
><d:GenerateNextPersonIDResponse m:type="SFOData.GenerateNextPersonIDResponse"  
xmlns:d="http://schemas.microsoft.com/ado/2007/08/dataservices" xmlns:m="http://  
schemas.microsoft.com/ado/2007/08/dataservices/metadata"><d:personID>232</  
d:personID></d:GenerateNextPersonIDResponse>  
  
--changeset_75c877a0-4c68-4b0e-af47-b8bdb19c117b  
Content-Type: application/http  
Content-Transfer-Encoding: binary  
  
HTTP/1.1 200 OK  
Content-Type: application/xml; charset=utf-8  
DataServiceVersion: 1.0  
Content-Length: 314  
  
<?xml version='1.0' encoding='utf-8'?  
><d:GenerateNextPersonIDResponse m:type="SFOData.GenerateNextPersonIDResponse"  
xmlns:d="http://schemas.microsoft.com/ado/2007/08/dataservices" xmlns:m="http://  
schemas.microsoft.com/ado/2007/08/dataservices/metadata"><d:personID>233</  
d:personID></d:GenerateNextPersonIDResponse>  
  
--changeset_75c877a0-4c68-4b0e-af47-b8bdb19c117b  
Content-Type: application/http  
Content-Transfer-Encoding: binary  
  
HTTP/1.1 200 OK  
Content-Type: application/xml; charset=utf-8  
DataServiceVersion: 1.0  
Content-Length: 314  
  
<?xml version='1.0' encoding='utf-8'?  
><d:GenerateNextPersonIDResponse m:type="SFOData.GenerateNextPersonIDResponse"  
xmlns:d="http://schemas.microsoft.com/ado/2007/08/dataservices" xmlns:m="http://  
schemas.microsoft.com/ado/2007/08/dataservices/metadata"><d:personID>234</  
d:personID></d:GenerateNextPersonIDResponse>  
  
--changeset_75c877a0-4c68-4b0e-af47-b8bdb19c117b--  
  
--batch_840c9610-df87-42ce-bd42-948f9e3f8e04--
```

## Related Information

[Permission Settings \[page 551\]](#)

### 9.4.13.9 PerPersonal

This entity contains an employee's personal information such as name, gender, and marital status.

#### HRIS Element Information

```
HRIS Element ID:personalInfo
Business Keys: personIdExternal + startDate
Effective-date:true
Foundation Type:false
Person Entity Element:true
Supports Incremental Load:true
Supports NO_OVERWRITE: true
Supports MCPD: false
```

#### Supported Operations

Operation	Description
Query	You can also choose whether to include or exclude internal and external user data from these queries. You can do this by using the filter described in <a href="#">Filtering out external user data [page 1500]</a> .
Upsert	The Upsert operation requires two steps: first, upsert non-country/region-specific fields; then do upsert operation for the country or region. <div data-bbox="820 1501 1429 1654"><p><b>Note</b></p><p>Person_id_external and start_date are required in the Upsert request.</p></div>

#### Properties and Navigation Properties

This section lists only the properties and navigation properties that require special business logic, permission, or other additional information. For more information, refer to the API dictionary in [Admin Center](#) > [API Center](#)

➤ [OData API Data Dictionary](#) or the API metadata using query: `https://<api-server>/odata/v2/<Entity>/$metadata`.

Property	Description
operation	To delete a record, use the upsert operation and set this property to DELETE.

## Use Case 1: Query Personal Information of Specific Persons

Use the Query operation to get the First and Last name of all persons whose first or last name starts with "Ca".

### Request

Operation	Query
HTTP Method	GET
URI	<code>https://&lt;API-Server&gt;/odata/v2/PerPersonal?\$filter=firstName like 'Ca%' or lastName like 'Ca%'.\$select=firstName,lastName&amp;\$format=JSON</code>

### Response

```
{
  "d": {
    "results": [
      {
        "__metadata": {
          "uri": "https://<API-Server>/odata/v2/public/PerPersonal(personIdExternal='wcarver1',startDate=datetime'1990-01-01T00:00:00')",
          "type": "SFOData.PerPersonal"
        },
        "lastName": "Carver",
        "firstName": "William"
      },
      {
        "__metadata": {
          "uri": "https://<API-Server>/odata/v2/public/PerPersonal(personIdExternal='mclements1',startDate=datetime'1990-01-01T00:00:00')",
          "type": "SFOData.PerPersonal"
        },
        "lastName": "Carvalho",
        "firstName": "Marcelo"
      },
      {
        "__metadata": {
          "uri": "https://<API-Server>/odata/v2/public/PerPersonal(personIdExternal='ecarpenter1',startDate=datetime'1990-01-01T00:00:00')",
          "type": "SFOData.PerPersonal"
        },
        "lastName": "Carpenter",
        "firstName": "Elizabeth"
      }
    ]
  }
}
```

```

        "__metadata": {
            "uri": "https://<API-Server>/odata/v2/public/
PerPersonal(personIdExternal='cclark1',startDate=datetime'1990-01-01T00:00:00')",
            "type": "SFOData.PerPersonal"
        },
        "lastName": "Clark",
        "firstName": "Caroline"
    },
    {
        "__metadata": {
            "uri": "https://<API-Server>/odata/v2/public/
PerPersonal(personIdExternal='charper1',startDate=datetime'1990-01-01T00:00:00')",
            "type": "SFOData.PerPersonal"
        },
        "lastName": "Harper",
        "firstName": "Catherine"
    },
    {
        "__metadata": {
            "uri": "https://<API-Server>/odata/v2/public/
PerPersonal(personIdExternal='clewis1',startDate=datetime'1990-01-01T00:00:00')",
            "type": "SFOData.PerPersonal"
        },
        "lastName": "Lewis",
        "firstName": "Carl"
    },
    {
        "__metadata": {
            "uri": "https://<API-Server>/odata/v2/public/
PerPersonal(personIdExternal='cccc',startDate=datetime'1990-01-01T00:00:00')",
            "type": "SFOData.PerPersonal"
        },
        "lastName": "Weimer",
        "firstName": "Casey"
    },
    {
        "__metadata": {
            "uri": "https://<API-Server>/odata/v2/public/
PerPersonal(personIdExternal='chenderson1',startDate=datetime'1990-01-01T00:00:00')",
            "type": "SFOData.PerPersonal"
        },
        "lastName": "Henderson",
        "firstName": "Carrie"
    },
    {
        "__metadata": {
            "uri": "https://<API-Server>/odata/v2/public/
PerPersonal(personIdExternal='chill1',startDate=datetime'1990-01-01T00:00:00')",
            "type": "SFOData.PerPersonal"
        },
        "lastName": "Hill",
        "firstName": "Carrie"
    },
    {
        "__metadata": {
            "uri": "https://<API-Server>/odata/v2/public/
PerPersonal(personIdExternal='cbliss1',startDate=datetime'1990-01-01T00:00:00')",
            "type": "SFOData.PerPersonal"
        },
        "lastName": "Bliss",
        "firstName": "Carolyn"
    },
    {
        "__metadata": {
            "uri": "https://<API-Server>/odata/v2/public/
PerPersonal(personIdExternal='cgrant1',startDate=datetime'2014-07-29T00:00:00')",
            "type": "SFOData.PerPersonal"
        }
    }

```

```
    },
    "lastName": "Grant",
    "firstName": "Carla"
  }
]
}
```

## Use Case 2: Update the Personal Information of an Employee

### Request

Operation	Upsert
HTTP Method	POST
URI	<code>https://&lt;API-Server&gt;/odata/v2/upsert</code>

## Payload

```
{
  "__metadata": {
    "uri": "PerPersonal",
    "type": "SFODData.PerPersonal"
  },
  "personIdExternal": "iiii",
  "startDate": "/Date(1532563200000)/",
  "formalNameAlt2": "test",
  "formalNameAlt1": "test",
  "endDate": "/Date(253402214400000)/",
  "aboriginalPerson": false,
  "lastName": "zhang",
  "gender": "F",
  "dateOfDeath": "/
Date(2858466853000)/",
  "displayName": "cici",
  "certificateStartDate": "/
Date(1522886400000)/",
  "customDouble1": "2.2",
  "healthcareProvince": "aabca",
  "religion": "5507",
  "medalVeteran": false,
  "secondTitle": "5499",
  "dateOfFirstEntryInFrance": "/
Date(1524700800000)/",
  "nativePreferredLang": "2105",
  "ethnicGroup": "adbcd",
  "nameFormat": "test",
  "firstName": "cici",
  "customLong9": "5497",
  "customLong8": "School 6301",
  "veteran": false,
  "salutation": "2587",
  "maritalStatus": "2609",
  "since": "/Date(1523232000000)/",
  "formalName": "cici zhang",
  "certificateEndDate": "/
Date(1806969600000)/",
  "birthNameAlt1": "test",
  "title": "dev",
  "expectedRetirementDate": "/
Date(1524873600000)/",
  "isOverridden": false,
  "separatedVeteran": false,
  "customDate1": "/Date(978825600000)/",
  "middleNameAlt1": "test",
  "visibleMinority": false,
}
```

## Response

```
{
  "d": [
    {
      "key": "PerPersonal/personIdExternal=iiii,PerPersonal/
startDate=2018-07-26T00:00:00.000Z",
      "status": "OK",
      "editStatus": UPSERTED,
      "message": "",
      "index": 0,
      "statusCode": 200,
      "inlineResults": null
    }
  ]
}
```



```
}
```

## Additional Information

When you make a last modified query, take a look at how this entity behaves with \$filter and lastModifiedDateTime: [lastModifiedDateTime and \\$filter \[page 579\]](#)

## Related Information

[SAP Business Accelerator Hub: PerPerson](#) 

## 9.4.13.10 PerPersonRelationship

The entity contains information about an employee's dependents.

## HRIS Element Information

```
HRIS Element ID: personRelationshipInfo
Business Keys: personIdExternal + relatedPersonIdExternal + startDate
Effective-date:true
Foundation Type:false
Person Entity Element:true
Supports Incremental Load:false for now
Supports NO_OVERWRITE: false for now
```

## Supported Operations

Query, Upsert

## Properties and Navigation Properties

This section lists only the properties and navigation properties that require special business logic, permission, or other additional information. For more information, refer to the API dictionary in [Admin Center](#) [API Center](#) [OData API Data Dictionary](#) or the API metadata using query: `https://<api-server>/odata/v2/<Entity>/$metadata`.

## Properties

Property	Description
isAddressSameAsPerson	This field shows if the dependent has the same address as the employee.
operation	To delete a record, use the upsert operation and set this property to DELIMIT.

## Navigation Properties

Navigation Property	Related Entity	Description
personNav	PerPerson	Navigation to PerPerson entity for all biographical information for corresponding person
relPersonNav	PerPerson	Navigation to PerPerson for all biographical information of a related person
relPersonalNav	PerPersonal	Navigation to PerPersonal entity for all personal information of related persons
relNationalIdNav	PerNationalId	Navigation to PerNationalId entity for all national identification card information of related persons

## Use Case 1: Query the First Record of Personal Information

### Request

Operation	Query
HTTP Method	GET
URI	https://<API-Server>/odata/v2/PerPersonRelationship?\$top=1&\$format=JSON

### Response

#### Sample Code

```
"d":
{
  "results": [
    {
      "__metadata": {
        "uri": "https://<API-Server>/odata/v2/PerPersonRelationship(personIdExternal='gcharles1',relatedPersonIdExternal='197_d637',startDate=datetime'2013-02-20T00:00:00')",
        "type": "SFOData.PerPersonRelationship"
      },
      "startDate": "/Date(1361318400000)/",
      "relatedPersonIdExternal": "197_d637",
      "personIdExternal": "gcharles1",
      "lastName": "Zamora-Smith",
```

```

"customString2": null,
"isBeneficiary": null,
"endDate": "/Date(253402300799000)/",
"lastModifiedDate": "/Date(1361363017000+0000)/",
"lastModifiedOn": "/Date(1361345017000)/",
"createdOn": "/Date(1361345017000)/",
"relationshipType": "6117",
"createdBy": "admin",
"createdDateTime": "/Date(1361363017000+0000)/",
"lastModifiedBy": "admin",
"customString1": null,
"firstName": "Debby",
"isAccompanyingDependent": null,
"relNationalIdNav": {
  "__deferred": {
    "uri": "https://<API-Server>/odata/v2/
PerPersonRelationship(personIdExternal='gcharles1',relatedPersonIdExternal='197_d
637',startDate=datetime'2013-02-20T00:00:00')/relNationalIdNav"
  }
},
"personNav": {
  "__deferred": {
    "uri": "https://<API-Server>/odata/v2/
PerPersonRelationship(personIdExternal='gcharles1',relatedPersonIdExternal='197_d
637',startDate=datetime'2013-02-20T00:00:00')/personNav"
  }
},
"relationshipTypeNav": {
  "__deferred": {
    "uri": "https://<API-Server>/odata/v2/
PerPersonRelationship(personIdExternal='gcharles1',relatedPersonIdExternal='197_d
637',startDate=datetime'2013-02-20T00:00:00')/relationshipTypeNav"
  }
},
"relPersonNav": {
  "__deferred": {
    "uri": "https://<API-Server>/odata/v2/
PerPersonRelationship(personIdExternal='gcharles1',relatedPersonIdExternal='197_d
637',startDate=datetime'2013-02-20T00:00:00')/relPersonNav"
  }
},
"relPersonalNav": {
  "__deferred": {
    "uri": "https://<API-Server>/odata/v2/
PerPersonRelationship(personIdExternal='gcharles1',relatedPersonIdExternal='197_d
637',startDate=datetime'2013-02-20T00:00:00')/relPersonalNav"
  }
}
}
]
}
}

```

## Use Case 2: Upsert

### Request

Operation	Upsert
HTTP Method	POST

URI

http://<API-Server>/odata/v2/upsert

Payload

#### Sample Code

```
{
  "__metadata": {
    "uri": "https://<API-Server>/
odata/v2/
PerPersonRelationship(personIdExternal
='hmueller1',relatedPersonIdExternal
='1397_d1417',startDate=datetime'2014
-01-01T00:00:00')",
    "type":
    "SFOData.PerPersonRelationship"
  },
  "customString2": "test"
}
```

## Response

```
{
  "d": [
    {
      "key": "PerPersonRelationship/name=Full Name,PerPersonRelationship/
personIdExternal=hmueller1,PerPersonRelationship/relationship=1767",
      "status": "OK",
      "editStatus": UPSERTED,
      "message": "",
      "index": 0,
      "httpCode": 400,
      "inlineResults": null
    }
  ]
}
```

## Additional Information

When you make a last modified query, look at how this entity behaves with `$filter` and `lastModifiedOn`: [lastModifiedDateTime and \\$filter \[page 579\]](#).

## Related Information

[SAP Business Accelerator Hub: PerPersonRelationship](#)  
[Permission Settings \[page 551\]](#)

## 9.4.13.11 PerPhone

This entity contains an employee's phone numbers.

### HRIS Element Information

```
HRIS Element ID: phoneInfo
Business Keys: personIdExternal + phoneType
Effective-date:false
Foundation Type:false
Person Entity Element:true
Supports Incremental Load:true
Supports NO_OVERWRITE: true
Supports MCPD:false
```

### Supported Operations

Query, Upsert

### Properties and Navigation Properties

This section lists only the properties and navigation properties that require special business logic, permission, or other additional information. For more information, refer to the API dictionary in [Admin Center](#) [API Center](#) [OData API Data Dictionary](#) or the API metadata using query: `https://<api-server>/odata/v2/<Entity>/$metadata`.

Property	Description
operation	To delete a record, use the upsert operation and set this property to DELETE.

### Use Case 1: Get the Person with a Specific Phone Number

This example shows how to get the person with the phone number '123'.

#### Request

Operation	Query
HTTP Method	GET

URI `https://<API-Server>/odata/v2/PerPhone?  
$filter=phoneNumber eq  
'123'&$expand=personNav/  
personalInfoNav&$select=phoneNumber,person  
Nav/personalInfoNav/firstName,personNav/  
personalInfoNav/lastName&$format=JSON`

---

## Response

```
{
  "d": {
    "results": [
      {
        "__metadata": {
          "uri": "https://<API-Server>/odata/v2/  
PerPhone(personIdExternal='cgrant1',phoneType='5847')",
          "type": "SFOData.PerPhone"
        },
        "phoneNumber": "123",
        "personNav": {
          "__metadata": {
            "uri": "https://<API-Server>/odata/v2/PerPerson('cgrant1')",
            "type": "SFOData.PerPerson"
          },
          "personalInfoNav": {
            "results": [
              {
                "__metadata": {
                  "uri": "https://<API-Server>/odata/v2/  
PerPerson(personIdExternal='cgrant1',startDate=datetime'2014-10-30T00:00:00')",
                  "type": "SFOData.PerPerson"
                },
                "lastName": "Grant-Miller3",
                "firstName": "Carla"
              }
            ]
          }
        }
      }
    ]
  }
}
```

>

## Use Case 2: Add the Phone Information of an Employee

### Request

Operation	Upsert
HTTP Method	POST
URI	<code>https://&lt;API-Server&gt;/odata/v2/upsert? purgeType=full</code>

---

## Payload

```
{
  "__metadata": {
    "uri": "PerPhone",
    "type": "SFODData.PerPhone"
  },
  "phoneType": "4828",
  "personIdExternal": "cgrant",
  "customLong13": "9999999999",
  "customLong10": "TTT",
  "customLong11": "onlyBasicSchool-2",
  "customLong14": "D2",
  "areaCode": "11111",
  "customLong9": "787777",
  "phoneNumber": "123456890",
  "customLong8": "S3",
  "customLong7": "A2",
  "customLong6": "ALB",
  "customLong5": "DLY",
  "customLong4": "D3",
  "customLong2": "4187",
  "customLong1": "5123",
  "extension": "uuuu",
  "customDouble3": "666666",
  "customDouble1": "55555",
  "countryCode": "00000",
  "isPrimary": true,
  "customDate1": "/"
Date(1517529600000)/",
  "customDate3": "/"
Date(1538697600000)/",
}
```

## Response

```
{
  "d": [
    {
      "key": "PerPhone/personIdExternal=cgrant,PerPhone/phoneType=4828",
      "status": "OK",
      "editStatus": "UPSERTED",
      "message": "",
      "index": 0,
      "httpCode": 200,
      "inlineResults": Null
    }
  ]
}
```

## Related Information

[SAP Business Accelerator Hub: PerPhone](#)

[Permission Settings \[page 551\]](#)

[Filtering out external user data \[page 1500\]](#)

## 9.4.13.12 PerSocialAccount

This entity contains the employee's social account information.

### HRIS Element Information

```
HRIS Element ID: imInfo
Business Keys: personIdExternal + domain
Effective-date:false
Foundation Type:false
Person Entity Element:true
Supports Incremental Load:true
Supports NO_OVERWRITE: true
```

### Supported Operations

Upsert, Query

### Properties and Navigation Properties

This section lists only the properties and navigation properties that require special business logic, permission, or other additional information. For more information, refer to the API dictionary in [Admin Center](#) [API Center](#) [OData API Data Dictionary](#) or the API metadata using query: `https://<api-server>/odata/v2/<Entity>/$metadata`.

Property	Description
operation	To delete a record, use the upsert operation and set this property to DELETE.

### Use Case 1: Get All Social Accounts Which Do Not Equal the Domain 1764 and 1765

#### Request

Operation	Query
HTTP Method	GET



URI `https://<API-Server>/odata/v2/PerSocialAccount?$filter=domain ne '1764' and domain ne '1765'&$select=domain, personIdExternal, imId&$format=JSON`

---

## Response

```
{
  "d": {
    "results": [
      {
        "__metadata": {
          "uri": "https://<API-Server>/odata/v2/PerSocialAccount(domain='1762', personIdExternal='cgrant1')",
          "type": "SFOData.PerSocialAccount"
        },
        "personIdExternal": "cgrant1",
        "domain": "1762",
        "imId": "carla123"
      }
    ]
  }
}
```

## Related Information

[SAP Business Accelerator Hub: PerSocialAccount Permission Settings \[page 551\]](#)

## 9.4.13.13 PersonKey

You can use this entity to expose the person UUID for integration and import scenarios.

## Supported Operations

Operation	Description
Query	You query PersonKey via \$expand from the User entity. You can't query PersonKey directly.

## Properties and Navigation Properties

This section lists only the properties and navigation properties that require special business logic, permission, or other additional information. For more information, refer to the API dictionary in [Admin Center](#) [API Center](#)

► [OData API Data Dictionary](#) ► or the API metadata using query: `https://<api-server>/odata/v2/<Entity>/$metadata`.

## Navigation Properties

Navigation Property	Related Entity	Description	Permission
UserAccountNav	UserAccount	Navigate to account information, for example, the user name and status of the account. You query the account information through \$expand from the User entity: \$expand= PersonKeyNav/UserAccountNav.	To run a query for account information, you also need the <a href="#">User Account OData entity</a> permission. You can find it under ► <a href="#">Administrator Permissions</a> ► <a href="#">Manage User</a> ►.

## Use Case: Retrieve the perPersonUuid

In integration and import scenarios, you can use `PersonKey` to retrieve the person UUID represented by the `<perPersonUuid>` field. This field is automatically populated by the system when a user is created. The value is immutable meaning that you can't change it.

### Request

Operation	Query
HTTP Method	GET
URI	<code>https://&lt;API-Server&gt;/odata/v2/User('admin')?\$format=json&amp;\$expand=personKeyNav&amp;\$filter=personKeyNav/perPersonUuid eq '3A085DB0D9184B49B0E3E70D6F07EB1A'</code>

### Response

```
{
  "d": {
    "__metadata": {
      "uri": "https://<API-Server>/odata/v2/User('admin')",
      "type": "SFOData.User"
    },
    ....
    "personKeyNav": {
      "__metadata": {
        "uri": "https://<API-Server>/odata/v2/PersonKey('admin')",
        "type": "SFOData.PersonKey"
      },
      "personIdExternal": "admin",
      "personId": "2",
      "perPersonUuid": "3A085DB0D9184B49B0E3E70D6F07EB1A"
    }
  }
}
```

## Related Information

[SAP Business Accelerator Hub: PersonKey](#) 

[Provisioning Settings \[page 551\]](#)

[Permission Settings \[page 551\]](#)

### 9.4.13.14 PersonType

PersonType is an entity that indicates the type of person. Examples are like Onboarder for Onboarded users, Student for LMS users, Dependent, and so on.

#### Permissions

PersonType is an MDF object. Please get permissions for MDF before you use this entity.

#### Supported Operations

Query

#### Properties and Navigation Properties

This section lists only the properties and navigation properties that require special business logic, permission, or other additional information. For more information, refer to the API dictionary in [Admin Center](#) [API Center](#) [OData API Data Dictionary](#) or the API metadata using query: `https://<api-server>/odata/v2/<Entity>/$metadata`.

#### Use Case: Get the Person Type Information of Users

##### Request

Operation	Query
HTTP Method	GET
URI	<code>https://&lt;API-Server&gt;/odata/v2/PersonType?\$format=JSON</code>

## Response

```
{
  "d": {
    "results": [
      {
        "__metadata": {
          "uri": "https://<API-Server>/odata/v2/PersonType('Onboardee')",
          "type": "SFOData.PersonType"
        },
        "externalCode": "Onboardee",
        "personTypeName_ru_RU": null,
        "personTypeName_fr_FR": null,
        "personTypeName_defaultValue": "Onboardee",
        "personTypeName_en_DEBUG": null,
        "personTypeName_localized": "Onboardee",
        "lastModifiedDate": "/Date(1512384851000+0000)/",
        "createdBy": "v4admin",
        "personTypeName_de_DE": null,
        "createdDateTime": "/Date(1512384851000+0000)/",
        "lastModifiedBy": "v4admin",
        "personTypeName_es_ES": null,
        "personType": "ONBOARDEE",
        "personTypeName_en_US": "Onboardee",
        "mdfSystemRecordStatus": "N",
        "personTypeNameTranslationTextNav": {
          "__deferred": {
            "uri": "https://<API-Server>/odata/v2/
PersonType('Onboardee')/personTypeNameTranslationTextNav"
          }
        },
        "mdfSystemRecordStatusNav": {
          "__deferred": {
            "uri": "https://<API-Server>/odata/v2/
PersonType('Onboardee')/mdfSystemRecordStatusNav"
          }
        },
        "personTypeNav": {
          "__deferred": {
            "uri": "https://<API-Server>/odata/v2/
PersonType('Onboardee')/personTypeNav"
          }
        }
      },
      {
        "__metadata": {
          "uri": "https://<API-Server>/odata/v2/PersonType('Student')",
          "type": "SFOData.PersonType"
        },
        "externalCode": "Student",
        "personTypeName_ru_RU": null,
        "personTypeName_fr_FR": null,
        "personTypeName_defaultValue": "external LMS user",
        "personTypeName_en_DEBUG": null,
        "personTypeName_localized": "ExternalLMSUser",
        "lastModifiedDate": "/Date(1520999393000+0000)/",
        "createdBy": "admin",
        "personTypeName_de_DE": null,
        "createdDateTime": "/Date(1520999246000+0000)/",
        "lastModifiedBy": "admin",
        "personTypeName_es_ES": null,
        "personType": "STUDENT",
        "personTypeName_en_US": "ExternalLMSUser",
        "mdfSystemRecordStatus": "N",
        "personTypeNameTranslationTextNav": {
          "__deferred": {
            "uri": "https://<API-Server>/odata/v2/PersonType('Student')/
personTypeNameTranslationTextNav"
          }
        }
      }
    ]
  }
}
```

```

    },
    "mdfSystemRecordStatusNav": {
      "__deferred": {
        "uri": "https://<API-Server>/odata/v2/PersonType('Student')/"
      }
    },
    "personTypeNav": {
      "__deferred": {
        "uri": "https://<API-Server>/odata/v2/PersonType('Student')/"
      }
    }
  }
]
}
}

```

### 9.4.13.15 PersonTypeUsage

PersonTypeUsage is a composite object that links Person to PersonType.

#### Permissions

PersonTypeUsage is an MDF object. Please get permissions for MDF before you use this entity.

#### Supported Operations

Operation	Description
Query	Query all the PersonTypeUsage records.

#### Properties and Navigation Properties

This section lists only the properties and navigation properties that require special business logic, permission, or other additional information. For more information, refer to the API dictionary in [Admin Center](#) > [API Center](#) > [OData API Data Dictionary](#) or the API metadata using query: `https://<api-server>/odata/v2/<Entity>/$metadata`.

## Navigation Properties

Navigation Property	Related Entity	Description
personTypeNav	PersonType	Navigation to PersonType.

### Note

The `PersonTypeUsage` entity is used by the `PerPerson` entity to query person records, and can be filtered by person type.

## Use Case 1: Get All the PersonTypeUsage Records

### Request

Operation	Query
HTTP Method	GET
URI	<code>https://&lt;API-Server&gt;/odata/v2/PersonTypeUsage?\$format=json</code>

### Response

```
{
  "d": {
    "results": [
      {
        "__metadata": {
          "uri": "https://<API-Server>/odata/v2/PersonTypeUsage(5961L)",
          "type": "SFOData.PersonTypeUsage"
        },
        "externalCode": "5961",
        "startDate": "/Date(-2208988800000)/",
        "person": "ONB001",
        "endDate": "/Date(253402214400000)/",
        "lastModifiedDate": "/Date(1512400831000+0000)/",
        "createdBy": "admin",
        "createdDateTime": "/Date(1512400831000+0000)/",
        "lastModifiedBy": "admin",
        "mdfSystemStatus": "A",
        "personType": "Onboarder",
        "mdfSystemRecordStatus": "N",
        "mdfSystemRecordStatusNav": {
          "__deferred": {
            "uri": "https://<API-Server>/odata/v2/PersonTypeUsage(5961L)/mdfSystemRecordStatusNav"
          }
        },
        "personTypeNav": {
          "__deferred": {
            "uri": "https://<API-Server>/odata/v2/PersonTypeUsage(5961L)/personTypeNav"
          }
        },
        "mdfSystemStatusNav": {
          "__deferred": {
            "uri": "https://<API-Server>/odata/v2/PersonTypeUsage(5961L)/mdfSystemStatusNav"
          }
        }
      }
    ]
  }
}
```

```
}
  }
}
}
```

## Use Case 2: Get the PerPerson Records of a Specific Person Type

### Request

Operation	Query
HTTP Method	GET
URI	https://<API-Server>/odata/v2/PerPerson? \$format=json&\$filter=personTypeUsageNav/personTypeNav/personType eq 'ONBORDEE'

### Response

```
{
  "d": {
    "results": [
      {
        "__metadata": {
          "uri": "https://<API-Server>/odata/v2/PerPerson('SUPTtest')",
          "type": "SFOData.PerPerson"
        },
        "personIdExternal": "SUPTtest",
        "dateOfBirth": null,
        "perPersonUuid": "04FE29A7092D4142A3C3D99717E4D1ED",
        "lastModifiedOn": "/Date(1524725000000)/",
        "customString1": null,
        "lastModifiedDate": "/Date(1524725000000+0000)/",
        "createdOn": "/Date(1524725000000)/",
        "createdBy": "admin",
        "createdDateTime": "/Date(1524725000000+0000)/",
        "lastModifiedBy": "admin",
        "personId": "2767",
        "customString1": null,
        "personRerelationshipNav": {
          "__deferred": {
            "uri": "https://<API-Server>/odata/v2/PerPerson('SUPTtest')/
personRerelationshipNav"
          }
        },
        "emergencyContactNav": {
          "__deferred": {
            "uri": "https://<API-Server>/odata/v2/PerPerson('SUPTtest')/
emergencyContactNav"
          }
        },
        "phoneNav": {
          "__deferred": {
            "uri": "https://<API-Server>/odata/v2/PerPerson('SUPTtest')/
phoneNav"
          }
        },
        "personalInfoNav": {
          "__deferred": {

```

```

        "uri": "https://<API-Server>/odata/v2/PerPerson('SUPTtest')/"
personalInfoNav"
    },
    "homeAddressNavDEFAULT": {
        "__deferred": {
            "uri": "https://<API-Server>/odata/v2/PerPerson('SUPTtest')/"
homeAddressNavDEFAULT"
        }
    },
    "secondaryAssignmentsNav": {
        "__deferred": {
            "uri": "https://<API-Server>/odata/v2/PerPerson('SUPTtest')/"
secondaryAssignmentsNav"
        }
    },
    "personTypeUsageNav": {
        "__deferred": {
            "uri": "https://<API-Server>/odata/v2/PerPerson('SUPTtest')/"
personTypeUsageNav"
        }
    },
    "userAccountNav": {
        "__deferred": {
            "uri": "https://<API-Server>/odata/v2/PerPerson('SUPTtest')/"
userAccountNav"
        }
    },
    "nationalIdNav": {
        "__deferred": {
            "uri": "https://<API-Server>/odata/v2/PerPerson('SUPTtest')/"
nationalIdNav"
        }
    },
    "personEmpTerminationInfoNav": {
        "__deferred": {
            "uri": "https://<API-Server>/odata/v2/PerPerson('SUPTtest')/"
personEmpTerminationInfoNav"
        }
    },
    "emailNav": {
        "__deferred": {
            "uri": "https://<API-Server>/odata/v2/PerPerson('SUPTtest')/"
emailNav"
        }
    },
    "socialAccountNav": {
        "__deferred": {
            "uri": "https://<API-Server>/odata/v2/PerPerson('SUPTtest')/"
socialAccountNav"
        }
    },
    "employmentNav": {
        "__deferred": {
            "uri": "https://<API-Server>/odata/v2/PerPerson('SUPTtest')/"
employmentNav"
        }
    }
}
]
}
}

```

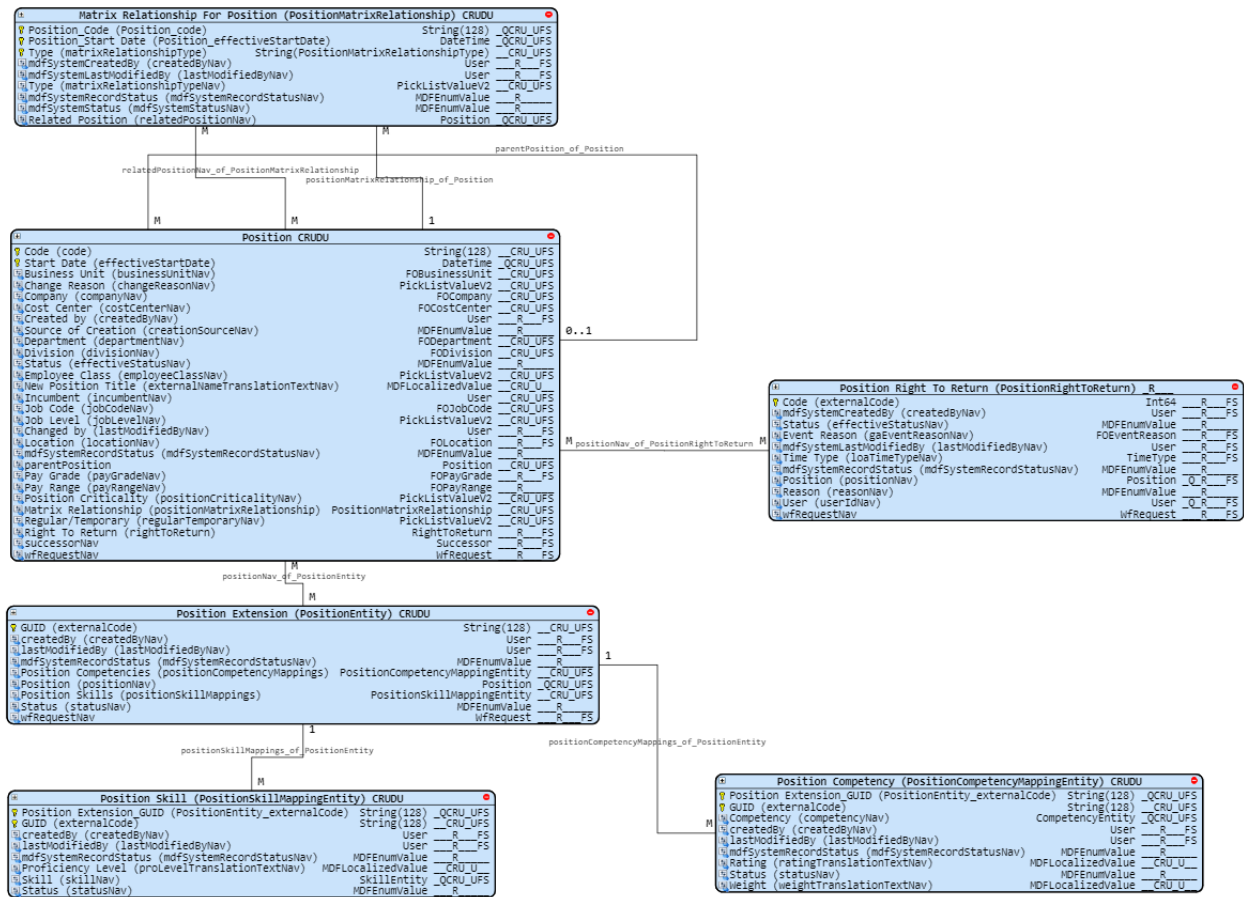


## 9.4.14 Position Management

Contains a list of entities in Position Management.

### Entity Relationship Diagram

The following diagram shows the relationships between position entities:



[PositionMatrixRelationship \[page 1178\]](#)

[PositionRightToReturn \[page 1182\]](#)

PositionRightToReturn indicates whether an employee is allowed to return to their original position after a Leave of Absence or Global Assignment.

[Position \[page 1183\]](#)

Use the Position entity to query position details, create, and edit positions.

## 9.4.14.1 PositionMatrixRelationship

### HRIS Element Information

#### Supported Operations

Operation	Description
Query	Get information about the relationship
Upsert	Create/updates the matrix relationship
Insert	N/A
Merge	N/A
Replace	N/A
Delete	Deletes matrix relation

#### Properties and Navigation Properties

This section lists only the properties and navigation properties that require special business logic, permission, or other additional information. For more information, refer to the API dictionary in [Admin Center](#) [API Center](#) [OData API Data Dictionary](#) or the API metadata using query: `https://<api-server>/odata/v2/<Entity>/$metadata`.

#### Properties

Property	Description
Position_code	n/a
matrixRelationshipType	n/a
relatedPosition	n/a
Position_effectiveStartDate	n/a

#### Navigation Properties

Navigation Property	Related Entity	Description
N/A		

# Entity Relationship Diagram

## Use Case: <Descriptive Title of Use Case>

Description of the use case.

### Request

Operation	Query
HTTP Method	GET
URI	https://<api-server>/odata/v2/PositionMatrixRelationship?\$format=json
Payload	NA

### Response

```
{
  "d": {
    "results": [
      {
        "__metadata": {
          "uri": "https://qacand-api.hcm.ondemand.com/odata/v2/PositionMatrixRelationship(Position_code='Position_38',Position_effectiveStartDate=d
atetime'2020-10-14T00:00:00',matrixRelationshipType='additional manager')",
          "type": "SFOData.PositionMatrixRelationship"
        },
        "Position_code": "Position_38",
        "matrixRelationshipType": "additional manager",
        "Position_effectiveStartDate": "/Date(1602633600000)/",
        "cust_businessUnit": null,
        "lastModifiedDate": "/Date(1602653081000+0000)/",
        "lastModifiedBy": "adminbl",
        "createdDateTime": "/Date(1602653081000+0000)/",
        "mdfSystemRecordStatus": "N",
        "createdBy": "adminbl",
        "cust_division": null,
        "relatedPosition": "POSHQ0006",
        "cust_businessUnitNav": {
          "__deferred": {
            "uri": "https://qacand-api.hcm.ondemand.com/odata/v2/PositionMatrixRelationship(Position_code='Position_38',Position_effectiveStartDate=d
atetime'2020-10-14T00:00:00',matrixRelationshipType='additional manager')/cust_businessUnitNav"
          }
        },
        "createdByNav": {
          "__deferred": {
            "uri": "https://qacand-api.hcm.ondemand.com/odata/v2/PositionMatrixRelationship(Position_code='Position_38',Position_effectiveStartDate=d
atetime'2020-10-14T00:00:00',matrixRelationshipType='additional manager')/createdByNav"
          }
        },
        "cust_divisionNav": {
          "__deferred": {
            "uri": "https://qacand-api.hcm.ondemand.com/odata/v2/PositionMatrixRelationship(Position_code='Position_38',Position_effectiveStartDate=d
atetime'2020-10-14T00:00:00',matrixRelationshipType='additional manager')/cust_divisionNav"
          }
        }
      }
    ]
  }
}
```



Payload

```
[
  {
    "__metadata": {
      "uri":
        "PositionMatrixRelationship(Position_code='C1U-1666333667',Position_effectiveStartDate=datetime'2021-12-01T00:00:00',matrixRelationshipType='hr manager')",
      "type": "SFOData.PositionMatrixRelationship"
    },
    "relatedPosition": "C1M-1666333667"
  }
]
```

## Response

```
{
  "d": [
    {
      "key":
        "PositionMatrixRelationship/Position_code=C1U-1666333667,PositionMatrixRelationship/Position_effectiveStartDate=2021-12-01T00:00:00.000Z,PositionMatrixRelationship/matrixRelationshipType=hr manager",
      "status": "OK",
      "editStatus": "UPSERTED",
      "message": null,
      "index": 0,
      "httpCode": 200,
      "inlineResults": null
    }
  ]
}
```

Parent topic: [Position Management \[page 1177\]](#)

## Related Information

[PositionRightToReturn \[page 1182\]](#)

[Position \[page 1183\]](#)

[SAP Business Accelerator Hub: PositionMatrixRelationship](#)

## 9.4.14.2 PositionRightToReturn

PositionRightToReturn indicates whether an employee is allowed to return to their original position after a Leave of Absence or Global Assignment.

### Permissions

Permission System	Required Setting
Configure Object Definitions	MDF Foundation Objects (related to the security in Object Definition) View Current, View History, Create, Insert, Correct, Delete, Import/Export

### Supported Operations

Query

### Properties and Navigation Properties

This section lists only the properties and navigation properties that require special business logic, permission, or other additional information. For more information, refer to the API dictionary in [Admin Center](#) [API Center](#) [OData API Data Dictionary](#) or the API metadata using query: `https://<api-server>/odata/v2/<Entity>/$metadata`.

### Use Case 1: Get Details of Right to Return to a Position

You want to get information on whether an employee is entitled to return to the position he or she occupied before, for example, going on global assignment.

#### Request

Operation	Query
HTTP Method	GET
URI	<code>https://hostname/odata/v2/PositionRightToReturn</code>

Payload

```
{"externalCode": "9855"}
```

Parent topic: [Position Management \[page 1177\]](#)

## Related Information

[PositionMatrixRelationship \[page 1178\]](#)

[Position \[page 1183\]](#)

[SAP Business Accelerator Hub: PositionRightToReturn](#)

## 9.4.14.3 Position

Use the `Position` entity to query position details, create, and edit positions.

## Supported Operations

Query, Insert, Merge, Replace, Upsert, Delete

## Properties and Navigation Properties

This section lists only the properties and navigation properties that require special business logic, permission, or other additional information. For more information, refer to the API dictionary in [Admin Center](#) [API Center](#) [OData API Data Dictionary](#) or the API metadata using query: `https://<api-server>/odata/v2/<Entity>/$metadata`.

### Properties

Property	Description
code	Business key
effectiveStartDate	Business key
businessUnit	The Business Unit in which this Job Posting belongs.

Property	Description
effectiveStatus	<p>Effective status of the position. Possible values:</p> <ul style="list-style-type: none"> <li>• <b>A</b>: Active</li> <li>• <b>I</b>: Inactive</li> </ul> <p>This field is required.</p>
employeeClass	<p>Employee class values can be found in MDF picklist <b>EmployeeClass</b>.</p>
externalName_<locale>	<p>A list of properties representing the external name of the position in different languages as indicated by the locale code.</p>
externalName_defaultValue	<p>Default external name of the position.</p>
location	<p>The code of the location in which this Job Posting is located.</p>
positionTitle	<p>This is a deprecated field. Please use externalName instead.</p>
standardHours	<p>The standard number of hours per week for this position.</p>

## Navigation Properties

Navigation Property	Related Entity	Description
incumbentNav	User	<p>Information about the user stored in the incumbent field of the position.</p> <div style="border: 1px solid orange; padding: 5px; margin-top: 10px;"> <p><b>⚠ Caution</b></p> <p>This entry doesn't reflect whether the employee is assigned to the position. That information is stored in the employee's Job Information. The <i>incumbentNav</i> field is used by only Succession Management. Don't use it in Position Management.</p> </div>
parentPosition	Position	Parent position.
positionMatrixRelationship	PositionMatrixRelationship	Matrix relationship of the position
rightToReturn	RightToReturn	Indicates whether an employee on global assignment or leave of absence can return to their original position.
successorNav	Successor	Successor of the position.



## Use Case 1: Querying Position Details by Keys

This examples show show to query the details of a position by its business keys.

### Request

Operation	Query
HTTP Method	GET
URI	https://<API-Server>/odata/v2/ Position(code='50014362',effectiveStartDate=datetime'1990-01-01T00:00:00')

### Response

```
{
  "d": {
    "__metadata": {
      "uri": "https://<API-Server>/odata/v2/
Position(code='50014362',effectiveStartDate=datetime'1990-01-01T00:00:00')",
      "type": "SFOData.Position"
    },
    "code": "50014362",
    "effectiveStartDate": "/Date(631152000000)/",
    "businessUnit": "PRODS",
    "lastModifiedDateTime": "/Date(1515681234000+0000)/",
    "jobTitle": "Custodian",
    "criticality": null,
    "createdDateTime": "/Date(1443726167000+0000)/",
    "jobCode": "50071001",
    "mdfSystemVersionId": null,
    "type": "RP",
    "incumbent": null,
    "division": "MANU",
    "externalName_zh_TW": "保管員",
    "externalName_ja_JP": "管理人",
    "mdfSystemEntityId": "10AE9CC0A80C718BE0530B28080AD5E1",
    "payRange": null,
    "regularTemporary": "R",
    "externalName_pt_PT": null,
    "costCenter": "US10_RDGEN",
    "standardHours": null,
    "legacyPositionId": null,
    "externalName_zh_CN": "保管员",
    "externalName_localized": "Custodian",
    "mdfSystemRecordStatus": "N",
    "vacant": true,
    "effectiveStatus": "A",
    "externalName_fr_FR": "Consignataire",
    "technicalParameters": null,
    "externalName_en_GB": "Custodian",
    "effectiveEndDate": "/Date(253402214400000)/",
    "positionCriticality": "0",
    "externalName_nl_NL": null,
    "positionTitle": "Custodian",
    "description": null,
    "externalName_defaultValue": "Custodian",
    "externalName_es_ES": "Conservador",
    "positionControlled": null,
    "externalName_pt_BR": "Depositário",
    "payGrade": "H-04",
    "company": "1710",
  }
}
```

```

"department": "50150012",
"employeeClass": "1",
"mdfSystemObjectType": "Position",
"creationSource": null,
"changeReason": null,
"targetFTE": "4",
"lastModifiedDate": "/Date(1515663234000)/",
"externalName_ru_RU": "Хранитель",
"lastModifiedBy": "sfadmin",
"lastModifiedDateWithTZ": "/Date(1515681234000+0000)/",
"jobLevel": "IC",
"transactionSequence": "1",
"externalName_de_DE": "Verwalter",
"externalName_ko_KR": "관리인",
"createdDate": "/Date(1443711767000)/",
"createdBy": "sfadmin",
"mdfSystemOptimisticLockUUID": "86F1757F76554601999F4DD3769083F0",
"mdfSystemRecordId": "4616BFE3B2E04D00AF037BB9AA0009D6",
"comment": null,
"location": "1710-2009",
"multipleIncumbentsAllowed": true,
"externalName_en_US": "Custodian",
"externalName_en_DEBUG": null,
"creationSourceNav": {
  "__deferred": {
    "uri": "https://<API-Server>/
odata/v2/Position(code='50014362',effectiveStartDate=datetime'1990-01-01T00:00:00')/
creationSourceNav"
  }
},
"regularTemporaryNav": {
  "__deferred": {
    "uri": "https://<API-Server>/
odata/v2/Position(code='50014362',effectiveStartDate=datetime'1990-01-01T00:00:00')/
regularTemporaryNav"
  }
},
"createdByNav": {
  "__deferred": {
    "uri": "https://<API-Server>/
odata/v2/Position(code='50014362',effectiveStartDate=datetime'1990-01-01T00:00:00')/
createdByNav"
  }
},
"externalNameTranslationTextNav": {
  "__deferred": {
    "uri": "https://<API-Server>/
odata/v2/Position(code='50014362',effectiveStartDate=datetime'1990-01-01T00:00:00')/
externalNameTranslationTextNav"
  }
},
"incumbentNav": {
  "__deferred": {
    "uri": "https://<API-Server>/
odata/v2/Position(code='50014362',effectiveStartDate=datetime'1990-01-01T00:00:00')/
incumbentNav"
  }
},
"positionCriticalityNav": {
  "__deferred": {
    "uri": "https://<API-Server>/
odata/v2/Position(code='50014362',effectiveStartDate=datetime'1990-01-01T00:00:00')/
positionCriticalityNav"
  }
},
"changeReasonNav": {
  "__deferred": {

```

```

        "uri": "https://<API-Server>/
odata/v2/Position(code='50014362',effectiveStartDate=datetime'1990-01-01T00:00:00')/
changeReasonNav"
    },
    "companyNav": {
        "__deferred": {
            "uri": "https://<API-Server>/
odata/v2/Position(code='50014362',effectiveStartDate=datetime'1990-01-01T00:00:00')/
companyNav"
        }
    },
    "successorNav": {
        "__deferred": {
            "uri": "https://<API-Server>/
odata/v2/Position(code='50014362',effectiveStartDate=datetime'1990-01-01T00:00:00')/
successorNav"
        }
    },
    "effectiveStatusNav": {
        "__deferred": {
            "uri": "https://<API-Server>/
odata/v2/Position(code='50014362',effectiveStartDate=datetime'1990-01-01T00:00:00')/
effectiveStatusNav"
        }
    },
    "departmentNav": {
        "__deferred": {
            "uri": "https://<API-Server>/
odata/v2/Position(code='50014362',effectiveStartDate=datetime'1990-01-01T00:00:00')/
departmentNav"
        }
    },
    "rightToReturn": {
        "__deferred": {
            "uri": "https://<API-Server>/
odata/v2/Position(code='50014362',effectiveStartDate=datetime'1990-01-01T00:00:00')/
rightToReturn"
        }
    },
    "businessUnitNav": {
        "__deferred": {
            "uri": "https://<API-Server>/
odata/v2/Position(code='50014362',effectiveStartDate=datetime'1990-01-01T00:00:00')/
businessUnitNav"
        }
    },
    "positionMatrixRelationship": {
        "__deferred": {
            "uri": "https://<API-Server>/
odata/v2/Position(code='50014362',effectiveStartDate=datetime'1990-01-01T00:00:00')/
positionMatrixRelationship"
        }
    },
    "locationNav": {
        "__deferred": {
            "uri": "https://<API-Server>/
odata/v2/Position(code='50014362',effectiveStartDate=datetime'1990-01-01T00:00:00')/
locationNav"
        }
    },
    "payRangeNav": {
        "__deferred": {
            "uri": "https://<API-Server>/
odata/v2/Position(code='50014362',effectiveStartDate=datetime'1990-01-01T00:00:00')/
payRangeNav"
        }
    }
},

```

```

    "jobLevelNav": {
      "__deferred": {
        "uri": "https://<API-Server>/
odata/v2/Position(code='50014362',effectiveStartDate=datetime'1990-01-01T00:00:00')/
jobLevelNav"
      }
    },
    "costCenterNav": {
      "__deferred": {
        "uri": "https://<API-Server>/
odata/v2/Position(code='50014362',effectiveStartDate=datetime'1990-01-01T00:00:00')/
costCenterNav"
      }
    },
    "employeeClassNav": {
      "__deferred": {
        "uri": "https://<API-Server>/
odata/v2/Position(code='50014362',effectiveStartDate=datetime'1990-01-01T00:00:00')/
employeeClassNav"
      }
    },
    "jobCodeNav": {
      "__deferred": {
        "uri": "https://<API-Server>/
odata/v2/Position(code='50014362',effectiveStartDate=datetime'1990-01-01T00:00:00')/
jobCodeNav"
      }
    },
    "lastModifiedByNav": {
      "__deferred": {
        "uri": "https://<API-Server>/
odata/v2/Position(code='50014362',effectiveStartDate=datetime'1990-01-01T00:00:00')/
lastModifiedByNav"
      }
    },
    "mdfSystemRecordStatusNav": {
      "__deferred": {
        "uri": "https://<API-Server>/
odata/v2/Position(code='50014362',effectiveStartDate=datetime'1990-01-01T00:00:00')/
mdfSystemRecordStatusNav"
      }
    },
    "divisionNav": {
      "__deferred": {
        "uri": "https://<API-Server>/
odata/v2/Position(code='50014362',effectiveStartDate=datetime'1990-01-01T00:00:00')/
divisionNav"
      }
    },
    "parentPosition": {
      "__deferred": {
        "uri": "https://<API-Server>/
odata/v2/Position(code='50014362',effectiveStartDate=datetime'1990-01-01T00:00:00')/
parentPosition"
      }
    },
    "wfRequestNav": {
      "__deferred": {
        "uri": "https://<API-Server>/
odata/v2/Position(code='50014362',effectiveStartDate=datetime'1990-01-01T00:00:00')/
wfRequestNav"
      }
    },
    "payGradeNav": {
      "__deferred": {
        "uri": "https://<API-Server>/
odata/v2/Position(code='50014362',effectiveStartDate=datetime'1990-01-01T00:00:00')/
payGradeNav"
      }
    }
  }
}

```

```
}
  }
}
```

### Use Case 2: Creating a Position with Insert

This example shows how to create a position entry using insert.

#### Request

Operation	Insert
HTTP Method	POST
URI	https://<API-Server>/odata/v2/Position
Headers	Accept: application/json Content-Type: application/json
Payload	<pre>{   "__metadata": {     "uri": "Position"   },   "code": "11223344",   "effectiveStartDate": "/Date(1574245948000)/",   "positionTitle": "HR Administrator",   "effectiveStatus": "A" }</pre>

#### Response

```
{
  "d": {
    "__metadata": {
      "uri": "https://<API-Server>/odata/v2/Position(code='11223344',effectiveStartDate=datetime'2019-11-20T00:00:00')",
      "type": "SFOData.Position"
    },
    "positionTitle": "HR Administrator",
    "effectiveStatus": "A",
    "effectiveStartDate": "/Date(1574208000000)/",
    "code": "11223344"
  }
}
```

### Use Case 3: Modifying a Position

You can modify a position by merging fields or by replacing existing fields. The example below shows how to do this using merge.

## Request

Operation	Merge
HTTP Method	POST
URI	https://<API-Server>/odata/v2/ Position(code='11223344',effectiveStartDate=datetime'2019-11-20T00:00:00')
Headers	x-http-method: MERGE  Content-Type: application/json
Payload	<pre>{   "comment": "Updating position location",   "location": "1710-2009" }</pre>

## Response

	<pre>{   "d": {     "__metadata": {       "uri": "https://&lt;API-Server&gt;/odata/v2/ Position(code='11223344',effectiveStartDate=datetime'2019-11-20T00:00:00')",       "type": "SFOData.Position"     },     "positionTitle": "HR Administrator",     "effectiveStatus": "A",     "effectiveStartDate": "/Date(1574208000000)/",     "code": "11223344"   } }</pre>
--	--

Parent topic: [Position Management \[page 1177\]](#)

## Related Information

[PositionMatrixRelationship \[page 1178\]](#)

[PositionRightToReturn \[page 1182\]](#)

[SAP Business Accelerator Hub: Position](#) 

## 9.4.14.4 Function Imports

### 9.4.14.4.1 getPositionObjectData

You can use this function import to get the data of a position object.

#### Supported Operations

HTTP Method: GET

Return Type: RuleFieldMappingBeanList

Support Payload: false

#### Parameters

Parameter	Type	Description	Required
positionId	Long	ID of the position object.	Yes
userId	String	ID of the user who occupies the position.	Yes

#### Use Case: Retrieve the Position Object Data of a User by Position ID

This example API call creates and returns a list of mapping of fields between SAP Fieldglass field names and position field values for the given position ID in user's locale by executing the rule defined in the Position Management Settings.

#### Request

HTTP Method	GET
URI	<code>https://&lt;api-server&gt;/odata/v2/ getPositionObjectData? positionId=11545533L&amp;userId=clewis1</code>

#### Response

```
<d:RuleFieldMappingBeanList xmlns:d="http://schemas.microsoft.com/ado/2007/08/  
dataservices" xmlns:m="http://schemas.microsoft.com/ado/2007/08/dataservices/  
metadata" m:type="SFOData.RuleFieldMappingBeanList">  
  <d:ruleFieldMappings m:type="Bag(SFOData.RuleFieldMappingBean)">  
    <d:element>  
      <d:fieldName>fg_location</d:fieldName>  
      <d:fieldValue>NL_AMS</d:fieldValue>
```

```

</d:element>
<d:element>
  <d:fieldName>fg_jobTitle</d:fieldName>
  <d:fieldValue>Developer 1</d:fieldValue>
</d:element>
<d:element>
  <d:fieldName>OWNER</d:fieldName>
  <d:fieldValue>clewis1</d:fieldValue>
</d:element>
<d:element>
  <d:fieldName>TITLE</d:fieldName>
  <d:fieldValue>SF Analyst_DE</d:fieldValue>
</d:element>
</d:ruleFieldMappings>
</d:RuleFieldMappingBeanList>

```

## 9.4.15 Service Center

### 9.4.15.1 ServiceCenterConfiguration

You can use this entity to configure labels for the Landing page and Create Ticket page of the Ask HR application.

#### Permissions

► [User Permissions](#) ► [Miscellaneous Permissions](#) ► [Service Center Configuration](#) ►

#### Supported Operations

Query

#### Properties and Navigation Properties

This section lists only the properties and navigation properties that require special business logic, permission, or other additional information. For more information, refer to the API dictionary in ► [Admin Center](#) ► [API Center](#) ► [OData API Data Dictionary](#) ► or the API metadata using query: `https://<api-server>/odata/v2/<Entity>/$metadata`.



## Navigation Properties

Navigation Property	Related Entity	Description
LandingPageConfiguration	LandingPageConfiguration	Landing page configuration of Service Center
CreateTicketPageConfiguration	CreateTicketPageConfiguration	Create Ticket page configuration of Service Center

## Use Case 1: Query Service Center Configuration

This example shows how to query the Service Center configuration.

### Request

Operation	Query
HTTP Method	GET
URI	<code>https://&lt;API-Server&gt;/v2/ServiceCenterConfiguration?\$expand=landingPageConfiguration,createTicketPageConfiguration&amp;\$format=json</code>

### Response

```
{
  "d": {
    "results": [
      {
        "__metadata": {
          "uri": "https://<API-server>/odata/v2/ServiceCenterConfiguration(32343L)",
          "type": "SFOData.ServiceCenterConfiguration"
        },
        "externalCode": "32343",
        "configurationName": "configuration name",
        "landingPageConfiguration": {
          "__metadata": {
            "uri": "https://<API-server>/odata/v2/LandingPageConfiguration(ServiceCenterConfiguration_externalCode=32343L,externalCode=32344L)",
            "type": "SFOData.LandingPageConfiguration"
          },
          "externalCode": "32344",
          "ServiceCenterConfiguration_externalCode": "32343",
          "ticketsOverviewTileHeader_pt_BR": null,
          "searchKBTileSubHeader_en_RTL": null,
          "createTicketTileHeader_nl_NL": null,
          "searchKBTileSubHeader_fr_CA": null,
          "contactHRTileHeader_fr_CA": null,
          "createTicketTileSubHeader_fr_CA": null,
          "contactHRTileSubHeader_zh_CN": null,
          "searchKBTileHeader_en_RTL": null,
          "createTicketTileHeader_en_RTL": null,
          "contactHRTileSubHeader_de_DE": null,
          "ticketsOverviewTileHeader_es_MX": null,
          "createTicketTileHeader_ar_SA": null,

```

```

"ticketsOverviewTileSubHeader_en_DEBUG_APOS_RTL": null,
"contactHRTileSubHeader_fr_FR": null,
"ticketsOverviewTileSubHeader_en_US": "manage issues",
"searchKBTileHeader_es_MX": null,
"ticketsOverviewTileHeader_es_ES": null,
"contactHRTileSubHeader_en_US": "country wise support",
"searchKBTileHeader_es_ES": null,
"createTicketTileHeader_en_DEBUG": null,
"ticketsOverviewTileSubHeader_zh_CN": null,
"contactHRTileHeader_defaultValue": "Support",
"createTicketTileHeader_it_IT": null,
"contactHRTileSubHeader_localized": "country wise support",
"ticketsOverviewTileHeader_localized": "View",
"ticketsOverviewTileSubHeader_de_DE": null,
"contactHRTileSubHeader_pt_BR": null,
"searchKBTileSubHeader_es_MX": null,
"contactHRTileSubHeader_en_RTL": null,
"ticketsOverviewTileSubHeader_en_DEBUG": null,
"ticketsOverviewTileSubHeader_es_MX": null,
"createTicketTileSubHeader_it_IT": null,
"ticketsOverviewTileHeader_en_US": "View",
"ticketsOverviewTileSubHeader_es_ES": null,
"searchKBTileHeader_pt_BR": null,
"ticketsOverviewTileHeader_fr_FR": null,
"ticketsOverviewTileSubHeader_localized": "manage issues",
"ticketsOverviewTileSubHeader_fr_CA": null,
"createTicketTileSubHeader_nl_NL": null,
"searchKBTileSubHeader_nl_NL": null,
"contactHRTileHeader_es_ES": null,
"contactHRTileSubHeader_en_DEBUG_APOS_RTL": null,
"contactHRTileHeader_es_MX": null,
"ticketsOverviewTileHeader_en_DEBUG_APOS_RTL": null,
"createTicketTileSubHeader_pt_BR": null,
"createTicketTileSubHeader_localized": "view issues",
"contactHRTileHeader_ar_SA": null,
"contactHRTileSubHeader_en_GB": null,
"searchKBTileHeader_fr_FR": null,
"contactHRTileHeader_en_US": "Support",
"contactHRTileSubHeader_en_DEBUG": null,
"createTicketTileHeader_en_GB": null,
"createTicketTileHeader_fr_FR": null,
"contactHRTileSubHeader_nl_NL": null,
"ticketsOverviewTileHeader_en_GB": null,
"searchKBTileHeader_nl_NL": null,
"contactHRTileHeader_en_DEBUG_APOS_RTL": null,
"ticketsOverviewTileHeader_defaultValue": "View",
"contactHRTileHeader_it_IT": null,
"createTicketTileSubHeader_zh_CN": null,
"searchKBTileHeader_localized": "KB",
"createTicketTileHeader_zh_CN": null,
"createTicketTileSubHeader_fr_FR": null,
"searchKBTileHeader_zh_CN": null,
"ticketsOverviewTileHeader_zh_CN": null,
"contactHRTileHeader_pt_BR": null,
"createTicketTileSubHeader_en_GB": null,
"createTicketTileSubHeader_en_DEBUG": null,
"searchKBTileSubHeader_en_DEBUG_APOS_RTL": null,
"ticketsOverviewTileHeader_ar_SA": null,
"createTicketTileHeader_es_ES": null,
"createTicketTileHeader_es_MX": null,
"searchKBTileHeader_ar_SA": null,
"searchKBTileHeader_en_GB": null,
"createTicketTileHeader_en_US": "Report",
"createTicketTileHeader_defaultValue": "Report",
"contactHRTileHeader_fr_FR": null,
"searchKBTileSubHeader_de_DE": null,
"searchKBTileSubHeader_en_GB": null,
"contactHRTileHeader_en_GB": null,

```

```

"contactHRTileSubHeader_it_IT": null,
"searchKBTileSubHeader_fr_FR": null,
"ticketsOverviewTileHeader_nl_NL": null,
"contactHRTileHeader_de_DE": null,
"ticketsOverviewTileSubHeader_it_IT": null,
"createTicketTileSubHeader_defaultValue": "view issues",
"createTicketTileHeader_pt_BR": null,
"searchKBTileSubHeader_ar_SA": null,
"contactHRTileHeader_en_RTL": null,
"searchKBTileHeader_defaultValue": "KB",
"contactHRTileHeader_zh_CN": null,
"ticketsOverviewTileSubHeader_ar_SA": null,
"searchKBTileHeader_en_DEBUG_APOS_RTL": null,
"contactHRTileHeader_en_DEBUG": null,
"createTicketTileSubHeader_de_DE": null,
"createTicketTileSubHeader_en_US": "view issues",
"ticketsOverviewTileHeader_it_IT": null,
"ticketsOverviewTileSubHeader_nl_NL": null,
"createTicketTileSubHeader_es_ES": null,
"createTicketTileSubHeader_es_MX": null,
"searchKBTileHeader_it_IT": null,
"ticketsOverviewTileSubHeader_en_RTL": null,
"createTicketTileHeader_fr_CA": null,
"createTicketTileSubHeader_ar_SA": null,
"ticketsOverviewTileHeader_en_RTL": null,
"searchKBTileSubHeader_zh_CN": null,
"ticketsOverviewTileHeader_de_DE": null,
"ticketsOverviewTileSubHeader_defaultValue": "manage issues",
"contactHRTileHeader_nl_NL": null,
"searchKBTileSubHeader_es_ES": null,
"createTicketTileHeader_en_DEBUG_APOS_RTL": null,
"createTicketTileSubHeader_en_DEBUG_APOS_RTL": null,
"searchKBTileHeader_en_US": "KB",
"searchKBTileSubHeader_defaultValue": "Search for help",
"ticketsOverviewTileSubHeader_en_GB": null,
"searchKBTileHeader_de_DE": null,
"createTicketTileHeader_de_DE": null,
"createTicketTileSubHeader_en_RTL": null,
"searchKBTileSubHeader_en_DEBUG": null,
"searchKBTileSubHeader_en_US": "Search for help",
"searchKBTileHeader_fr_CA": null,
"contactHRTileSubHeader_es_ES": null,
"contactHRTileSubHeader_es_MX": null,
"contactHRTileSubHeader_fr_CA": null,
"searchKBTileSubHeader_pt_BR": null,
"searchKBTileSubHeader_it_IT": null,
"ticketsOverviewTileSubHeader_pt_BR": null,
"ticketsOverviewTileSubHeader_fr_FR": null,
"contactHRTileSubHeader_ar_SA": null,
"contactHRTileHeader_localized": "Support",
"createTicketTileHeader_localized": "Report",
"ticketsOverviewTileHeader_en_DEBUG": null,
"ticketsOverviewTileHeader_fr_CA": null,
"searchKBTileHeader_en_DEBUG": null,
"contactHRTileSubHeader_defaultValue": "country wise support",
"searchKBTileSubHeader_localized": "Search for help",
"ticketsOverviewTileHeaderTranslationTextNav": {
  "__deferred": {
    "uri": "https://<API-server>/odata/v2/
LandingPageConfiguration(ServiceCenterConfiguration_externalCode=32343L,externalCode
=32344L)/ticketsOverviewTileHeaderTranslationTextNav"
  }
},
"createTicketTileHeaderTranslationTextNav": {
  "__deferred": {
    "uri": "https://<API-server>/odata/v2/
LandingPageConfiguration(ServiceCenterConfiguration_externalCode=32343L,externalCode
=32344L)/createTicketTileHeaderTranslationTextNav"
  }
}

```

```

    }
  },
  "createTicketTileSubHeaderTranslationTextNav": {
    "__deferred": {
      "uri": "https://<API-server>/odata/v2/
LandingPageConfiguration(ServiceCenterConfiguration_externalCode=32343L,externalCode
=32344L)/createTicketTileSubHeaderTranslationTextNav"
    }
  },
  "contactHRTileHeaderTranslationTextNav": {
    "__deferred": {
      "uri": "https://<API-server>/odata/v2/
LandingPageConfiguration(ServiceCenterConfiguration_externalCode=32343L,externalCode
=32344L)/contactHRTileHeaderTranslationTextNav"
    }
  },
  "ticketsOverviewTileSubHeaderTranslationTextNav": {
    "__deferred": {
      "uri": "https://<API-server>/odata/v2/
LandingPageConfiguration(ServiceCenterConfiguration_externalCode=32343L,externalCode
=32344L)/ticketsOverviewTileSubHeaderTranslationTextNav"
    }
  },
  "searchKBTileHeaderTranslationTextNav": {
    "__deferred": {
      "uri": "https://<API-server>/odata/v2/
LandingPageConfiguration(ServiceCenterConfiguration_externalCode=32343L,externalCode
=32344L)/searchKBTileHeaderTranslationTextNav"
    }
  },
  "contactHRTileSubHeaderTranslationTextNav": {
    "__deferred": {
      "uri": "https://<API-server>/odata/v2/
LandingPageConfiguration(ServiceCenterConfiguration_externalCode=32343L,externalCode
=32344L)/contactHRTileSubHeaderTranslationTextNav"
    }
  },
  "searchKBTileSubHeaderTranslationTextNav": {
    "__deferred": {
      "uri": "https://<API-server>/odata/v2/
LandingPageConfiguration(ServiceCenterConfiguration_externalCode=32343L,externalCode
=32344L)/searchKBTileSubHeaderTranslationTextNav"
    }
  },
  "wfRequestNav": {
    "__deferred": {
      "uri": "https://<API-server>/odata/v2/
ServiceCenterConfiguration(32343L)/wfRequestNav"
    }
  },
  "createTicketPageConfiguration": {
    "__metadata": {
      "uri": "https://<API-server>/odata/v2/
CreateTicketPageConfiguration(ServiceCenterConfiguration_externalCode=32343L,externa
lCode=32345L)",
      "type": "SFOData.CreateTicketPageConfiguration"
    },
    "externalCode": "32345",
    "ServiceCenterConfiguration_externalCode": "32343",
    "serviceCategoryLabel_es_ES": null,
    "priorityLabel_defaultValue": "Importance",
    "affectedUserLabel_pt_BR": null,
    "subjectDescLabel_fr_FR": null,
    "subjectDescLabel_de_DE": null,
    "serviceCategoryLabel_en_RTL": null,
    "serviceCategoryLabel_pt_BR": null,
    "serviceCategoryLabel_localized": "Service",

```

```

"serviceCategoryLabel_zh_CN": null,
"affectedUserLabel_es_MX": null,
"affectedUserLabel_es_ES": null,
"incidentCategoryLabel_de_DE": null,
"incidentCategoryLabel_en_GB": null,
"priorityLabel_it_IT": null,
"incidentCategoryLabel_en_RTL": null,
"incidentCategoryLabel_fr_FR": null,
"subjectDescLabel_en_US": "Ticket Content",
"priorityLabel_en_DEBUG_APOS_RTL": null,
"priorityLabel_fr_CA": null,
"priorityLabel_en_RTL": null,
"affectedUserLabel_fr_CA": null,
"incidentCategoryLabel_zh_CN": null,
"serviceCategoryLabel_en_DEBUG_APOS_RTL": null,
"priorityLabel_ar_SA": null,
"affectedUserLabel_zh_CN": null,
"priorityLabel_nl_NL": null,
"serviceCategoryLabel_en_DEBUG": null,
"subjectDescLabel_ar_SA": null,
"subjectDescLabel_en_DEBUG_APOS_RTL": null,
"affectedUserLabel_en_DEBUG": null,
"incidentCategoryLabel_en_DEBUG_APOS_RTL": null,
"incidentCategoryLabel_nl_NL": null,
"serviceCategoryLabel_fr_FR": null,
"affectedUserLabel_en_RTL": null,
"subjectDescLabel_es_ES": null,
"subjectDescLabel_es_MX": null,
"incidentCategoryLabel_localized": "Incident",
"affectedUserLabel_localized": "Employee ID",
"subjectDescLabel_en_RTL": null,
"subjectDescLabel_fr_CA": null,
"serviceCategoryLabel_nl_NL": null,
"affectedUserLabel_ar_SA": null,
"affectedUserLabel_en_DEBUG_APOS_RTL": null,
"priorityLabel_localized": "Importance",
"incidentCategoryLabel_fr_CA": null,
"affectedUserLabel_nl_NL": null,
"priorityLabel_fr_FR": null,
"priorityLabel_en_US": "Importance",
"affectedUserLabel_defaultValue": "Employee ID",
"priorityLabel_zh_CN": null,
"affectedUserLabel_en_GB": null,
"incidentCategoryLabel_defaultValue": "Incident",
"subjectDescLabel_en_DEBUG": null,
"priorityLabel_es_ES": null,
"subjectDescLabel_localized": "Ticket Content",
"incidentCategoryLabel_en_DEBUG": null,
"serviceCategoryLabel_en_GB": null,
"priorityLabel_de_DE": null,
"priorityLabel_es_MX": null,
"serviceCategoryLabel_defaultValue": "Service",
"subjectDescLabel_it_IT": null,
"affectedUserLabel_de_DE": null,
"affectedUserLabel_fr_FR": null,
"subjectDescLabel_pt_BR": null,
"incidentCategoryLabel_es_ES": null,
"serviceCategoryLabel_de_DE": null,
"incidentCategoryLabel_es_MX": null,
"priorityLabel_en_GB": null,
"incidentCategoryLabel_en_US": "Incident",
"priorityLabel_pt_BR": null,
"incidentCategoryLabel_ar_SA": null,
"serviceCategoryLabel_it_IT": null,
"subjectDescLabel_defaultValue": "Ticket Content",
"serviceCategoryLabel_fr_CA": null,
"subjectDescLabel_nl_NL": null,
"incidentCategoryLabel_it_IT": null,

```



## Supported Operations

Query

### Use Case 1: Query AskHR Landing Page Configuration

This example shows how to query the Landing page configuration.

#### Request

Operation	Query
HTTP Method	GET
URI	https://<API-Server>/v2/LandingPageConfiguration? \$format=json

#### Response

```
{
  "d": {
    "results": [
      {
        "__metadata": {
          "uri": "https://<API-server>/odata/v2/LandingPageConfiguration(ServiceCenterConfiguration_externalCode=32343L,externalCode=32344L)",
          "type": "SFOData.LandingPageConfiguration"
        },
        "externalCode": "32344",
        "ServiceCenterConfiguration_externalCode": "32343",
        "ticketsOverviewTileHeader_pt_BR": null,
        "searchKBTileSubHeader_en_RTL": null,
        "createTicketTileHeader_nl_NL": null,
        "searchKBTileSubHeader_fr_CA": null,
        "contactHRTileHeader_fr_CA": null,
        "createTicketTileSubHeader_fr_CA": null,
        "contactHRTileSubHeader_zh_CN": null,
        "searchKBTileHeader_en_RTL": null,
        "createTicketTileHeader_en_RTL": null,
        "contactHRTileSubHeader_de_DE": null,
        "ticketsOverviewTileHeader_es_MX": null,
        "createTicketTileHeader_ar_SA": null,
        "ticketsOverviewTileSubHeader_en_DEBUG_APOS_RTL": null,
        "contactHRTileSubHeader_fr_FR": null,
        "ticketsOverviewTileSubHeader_en_US": "manage issues",
        "searchKBTileHeader_es_MX": null,
        "ticketsOverviewTileHeader_es_ES": null,
        "contactHRTileSubHeader_en_US": "country wise support",
        "searchKBTileHeader_es_ES": null,
        "createTicketTileHeader_en_DEBUG": null,
        "ticketsOverviewTileSubHeader_zh_CN": null,
        "contactHRTileHeader_defaultValue": "Support",
        "createTicketTileHeader_it_IT": null,
        "contactHRTileSubHeader_localized": "country wise support",
        "ticketsOverviewTileHeader_localized": "View",
        "ticketsOverviewTileSubHeader_de_DE": null,
        "contactHRTileSubHeader_pt_BR": null,
      }
    ]
  }
}
```

```

"searchKBTileSubHeader_es_MX": null,
"contactHRTileSubHeader_en_RTL": null,
"ticketsOverviewTileSubHeader_en_DEBUG": null,
"ticketsOverviewTileSubHeader_es_MX": null,
"createTicketTileSubHeader_it_IT": null,
"ticketsOverviewTileHeader_en_US": "View",
"ticketsOverviewTileSubHeader_es_ES": null,
"searchKBTileHeader_pt_BR": null,
"ticketsOverviewTileHeader_fr_FR": null,
"ticketsOverviewTileSubHeader_localized": "manage issues",
"ticketsOverviewTileSubHeader_fr_CA": null,
"createTicketTileSubHeader_nl_NL": null,
"searchKBTileSubHeader_nl_NL": null,
"contactHRTileHeader_es_ES": null,
"contactHRTileSubHeader_en_DEBUG_APOS_RTL": null,
"contactHRTileHeader_es_MX": null,
"ticketsOverviewTileHeader_en_DEBUG_APOS_RTL": null,
"createTicketTileSubHeader_pt_BR": null,
"createTicketTileSubHeader_localized": "view issues",
"contactHRTileHeader_ar_SA": null,
"contactHRTileSubHeader_en_GB": null,
"searchKBTileHeader_fr_FR": null,
"contactHRTileHeader_en_US": "Support",
"contactHRTileSubHeader_en_DEBUG": null,
"createTicketTileHeader_en_GB": null,
"createTicketTileHeader_fr_FR": null,
"contactHRTileSubHeader_nl_NL": null,
"ticketsOverviewTileHeader_en_GB": null,
"searchKBTileHeader_nl_NL": null,
"contactHRTileHeader_en_DEBUG_APOS_RTL": null,
"ticketsOverviewTileHeader_defaultValue": "View",
"contactHRTileHeader_it_IT": null,
"createTicketTileSubHeader_zh_CN": null,
"searchKBTileHeader_localized": "KB",
"createTicketTileHeader_zh_CN": null,
"createTicketTileSubHeader_fr_FR": null,
"searchKBTileHeader_zh_CN": null,
"ticketsOverviewTileHeader_zh_CN": null,
"contactHRTileHeader_pt_BR": null,
"createTicketTileSubHeader_en_GB": null,
"createTicketTileSubHeader_en_DEBUG": null,
"searchKBTileSubHeader_en_DEBUG_APOS_RTL": null,
"ticketsOverviewTileHeader_ar_SA": null,
"createTicketTileHeader_es_ES": null,
"createTicketTileHeader_es_MX": null,
"searchKBTileHeader_ar_SA": null,
"searchKBTileHeader_en_GB": null,
"createTicketTileHeader_en_US": "Report",
"createTicketTileHeader_defaultValue": "Report",
"contactHRTileHeader_fr_FR": null,
"searchKBTileSubHeader_de_DE": null,
"searchKBTileSubHeader_en_GB": null,
"contactHRTileHeader_en_GB": null,
"contactHRTileSubHeader_it_IT": null,
"searchKBTileSubHeader_fr_FR": null,
"ticketsOverviewTileHeader_nl_NL": null,
"contactHRTileHeader_de_DE": null,
"ticketsOverviewTileSubHeader_it_IT": null,
"createTicketTileSubHeader_defaultValue": "view issues",
"createTicketTileHeader_pt_BR": null,
"searchKBTileSubHeader_ar_SA": null,
"contactHRTileHeader_en_RTL": null,
"searchKBTileHeader_defaultValue": "KB",
"contactHRTileHeader_zh_CN": null,
"ticketsOverviewTileSubHeader_ar_SA": null,
"searchKBTileHeader_en_DEBUG_APOS_RTL": null,
"contactHRTileHeader_en_DEBUG": null,
"createTicketTileSubHeader_de_DE": null,

```



```

"createTicketTileSubHeader_en_US": "view issues",
"ticketsOverviewTileHeader_it_IT": null,
"ticketsOverviewTileSubHeader_nl_NL": null,
"createTicketTileSubHeader_es_ES": null,
"createTicketTileSubHeader_es_MX": null,
"searchKBTileHeader_it_IT": null,
"ticketsOverviewTileSubHeader_en_RTL": null,
"createTicketTileHeader_fr_CA": null,
"createTicketTileSubHeader_ar_SA": null,
"ticketsOverviewTileHeader_en_RTL": null,
"searchKBTileSubHeader_zh_CN": null,
"ticketsOverviewTileHeader_de_DE": null,
"ticketsOverviewTileSubHeader_defaultValue": "manage issues",
"contactHRTileHeader_nl_NL": null,
"searchKBTileSubHeader_es_ES": null,
"createTicketTileHeader_en_DEBUG_APOS_RTL": null,
"createTicketTileSubHeader_en_DEBUG_APOS_RTL": null,
"searchKBTileHeader_en_US": "KB",
"searchKBTileSubHeader_defaultValue": "Search for help",
"ticketsOverviewTileSubHeader_en_GB": null,
"searchKBTileHeader_de_DE": null,
"createTicketTileHeader_de_DE": null,
"createTicketTileSubHeader_en_RTL": null,
"searchKBTileSubHeader_en_DEBUG": null,
"searchKBTileSubHeader_en_US": "Search for help",
"searchKBTileHeader_fr_CA": null,
"contactHRTileSubHeader_es_ES": null,
"contactHRTileSubHeader_es_MX": null,
"contactHRTileSubHeader_fr_CA": null,
"searchKBTileSubHeader_pt_BR": null,
"searchKBTileSubHeader_it_IT": null,
"ticketsOverviewTileSubHeader_pt_BR": null,
"ticketsOverviewTileSubHeader_fr_FR": null,
"contactHRTileSubHeader_ar_SA": null,
"contactHRTileHeader_localized": "Support",
"createTicketTileHeader_localized": "Report",
"ticketsOverviewTileHeader_en_DEBUG": null,
"ticketsOverviewTileHeader_fr_CA": null,
"searchKBTileHeader_en_DEBUG": null,
"contactHRTileSubHeader_defaultValue": "country wise support",
"searchKBTileSubHeader_localized": "Search for help",
"ticketsOverviewTileHeaderTranslationTextNav": {
  "__deferred": {
    "uri": "https://<API-server>/odata/v2/
LandingPageConfiguration(ServiceCenterConfiguration_externalCode=32343L,externalCode
=32344L)/ticketsOverviewTileHeaderTranslationTextNav"
  }
},
"createTicketTileHeaderTranslationTextNav": {
  "__deferred": {
    "uri": "https://<API-server>/odata/v2/
LandingPageConfiguration(ServiceCenterConfiguration_externalCode=32343L,externalCode
=32344L)/createTicketTileHeaderTranslationTextNav"
  }
},
"createTicketTileSubHeaderTranslationTextNav": {
  "__deferred": {
    "uri": "https://<API-server>/odata/v2/
LandingPageConfiguration(ServiceCenterConfiguration_externalCode=32343L,externalCode
=32344L)/createTicketTileSubHeaderTranslationTextNav"
  }
},
"contactHRTileHeaderTranslationTextNav": {
  "__deferred": {
    "uri": "https://<API-server>/odata/v2/
LandingPageConfiguration(ServiceCenterConfiguration_externalCode=32343L,externalCode
=32344L)/contactHRTileHeaderTranslationTextNav"
  }
}

```



## Request

Operation	Query
HTTP Method	GET
URI	https://<API-Server>/v2/CreateTicketPageConfiguration? \$format=json

## Response

```
{
  "d": {
    "results": [
      {
        "__metadata": {
          "uri": "https://<API-server>/odata/v2/
CreateTicketPageConfiguration(ServiceCenterConfiguration_externalCode=32343L,externalCode=32345L)",
          "type": "SFOData.CreateTicketPageConfiguration"
        },
        "externalCode": "32345",
        "ServiceCenterConfiguration_externalCode": "32343",
        "serviceCategoryLabel_es_ES": null,
        "priorityLabel_defaultValue": "Importance",
        "affectedUserLabel_pt_BR": null,
        "subjectDescLabel_fr_FR": null,
        "subjectDescLabel_de_DE": null,
        "serviceCategoryLabel_en_RTL": null,
        "serviceCategoryLabel_pt_BR": null,
        "serviceCategoryLabel_localized": "Service",
        "serviceCategoryLabel_zh_CN": null,
        "affectedUserLabel_es_MX": null,
        "affectedUserLabel_es_ES": null,
        "incidentCategoryLabel_de_DE": null,
        "incidentCategoryLabel_en_GB": null,
        "priorityLabel_it_IT": null,
        "incidentCategoryLabel_en_RTL": null,
        "incidentCategoryLabel_fr_FR": null,
        "subjectDescLabel_en_US": "Ticket Content",
        "priorityLabel_en_DEBUG_APOS_RTL": null,
        "priorityLabel_fr_CA": null,
        "priorityLabel_en_RTL": null,
        "affectedUserLabel_fr_CA": null,
        "incidentCategoryLabel_zh_CN": null,
        "serviceCategoryLabel_en_DEBUG_APOS_RTL": null,
        "priorityLabel_ar_SA": null,
        "affectedUserLabel_zh_CN": null,
        "priorityLabel_nl_NL": null,
        "serviceCategoryLabel_en_DEBUG": null,
        "subjectDescLabel_ar_SA": null,
        "subjectDescLabel_en_DEBUG_APOS_RTL": null,
        "affectedUserLabel_en_DEBUG": null,
        "incidentCategoryLabel_en_DEBUG_APOS_RTL": null,
        "incidentCategoryLabel_nl_NL": null,
        "serviceCategoryLabel_fr_FR": null,
        "affectedUserLabel_en_RTL": null,
        "subjectDescLabel_es_ES": null,
        "subjectDescLabel_es_MX": null,
        "incidentCategoryLabel_localized": "Incident",
        "affectedUserLabel_localized": "Employee ID",
        "subjectDescLabel_en_RTL": null,
        "subjectDescLabel_fr_CA": null,
        "serviceCategoryLabel_nl_NL": null,
        "affectedUserLabel_ar_SA": null,
        "affectedUserLabel_en_DEBUG_APOS_RTL": null,
      }
    ]
  }
}
```

```

"priorityLabel_localized": "Importance",
"incidentCategoryLabel_fr_CA": null,
"affectedUserLabel_nl_NL": null,
"priorityLabel_fr_FR": null,
"priorityLabel_en_US": "Importance",
"affectedUserLabel_defaultValue": "Employee ID",
"priorityLabel_zh_CN": null,
"affectedUserLabel_en_GB": null,
"incidentCategoryLabel_defaultValue": "Incident",
"subjectDescLabel_en_DEBUG": null,
"priorityLabel_es_ES": null,
"subjectDescLabel_localized": "Ticket Content",
"incidentCategoryLabel_en_DEBUG": null,
"serviceCategoryLabel_en_GB": null,
"priorityLabel_de_DE": null,
"priorityLabel_es_MX": null,
"serviceCategoryLabel_defaultValue": "Service",
"subjectDescLabel_it_IT": null,
"affectedUserLabel_de_DE": null,
"affectedUserLabel_fr_FR": null,
"subjectDescLabel_pt_BR": null,
"incidentCategoryLabel_es_ES": null,
"serviceCategoryLabel_de_DE": null,
"incidentCategoryLabel_es_MX": null,
"priorityLabel_en_GB": null,
"incidentCategoryLabel_en_US": "Incident",
"priorityLabel_pt_BR": null,
"incidentCategoryLabel_ar_SA": null,
"serviceCategoryLabel_it_IT": null,
"subjectDescLabel_defaultValue": "Ticket Content",
"serviceCategoryLabel_fr_CA": null,
"subjectDescLabel_nl_NL": null,
"incidentCategoryLabel_it_IT": null,
"subjectDescLabel_en_GB": null,
"priorityLabel_en_DEBUG": null,
"subjectDescLabel_zh_CN": null,
"serviceCategoryLabel_en_US": "Service",
"affectedUserLabel_en_US": "Employee ID",
"serviceCategoryLabel_ar_SA": null,
"affectedUserLabel_it_IT": null,
"incidentCategoryLabel_pt_BR": null,
"serviceCategoryLabel_es_MX": null,
"affectedUserLabelTranslationTextNav": {
  "__deferred": {
    "uri": "https://<API-server>/odata/v2/
CreateTicketPageConfiguration(ServiceCenterConfiguration_externalCode=32343L,externalCode=32345L)/affectedUserLabelTranslationTextNav"
  }
},
"priorityLabelTranslationTextNav": {
  "__deferred": {
    "uri": "https://<API-server>/odata/v2/
CreateTicketPageConfiguration(ServiceCenterConfiguration_externalCode=32343L,externalCode=32345L)/priorityLabelTranslationTextNav"
  }
},
"serviceCategoryLabelTranslationTextNav": {
  "__deferred": {
    "uri": "https://<API-server>/odata/v2/
CreateTicketPageConfiguration(ServiceCenterConfiguration_externalCode=32343L,externalCode=32345L)/serviceCategoryLabelTranslationTextNav"
  }
},
"incidentCategoryLabelTranslationTextNav": {
  "__deferred": {
    "uri": "https://<API-server>/odata/v2/
CreateTicketPageConfiguration(ServiceCenterConfiguration_externalCode=32343L,externalCode=32345L)/incidentCategoryLabelTranslationTextNav"
  }
}

```

```

    }
  },
  "subjectDescLabelTranslationTextNav": {
    "__deferred": {
      "uri": "https://<API-server>/odata/v2/
CreateTicketPageConfiguration(ServiceCenterConfiguration_externalCode=32343L,externalCode=32345L)/subjectDescLabelTranslationTextNav"
    }
  }
}
]
}
}
}

```

## 9.4.16 Time & Attendance Management

### 9.4.16.1 Time Off

In this section, you'll find the APIs available for Time Off. You can use Time Off to manage absences such as vacation, sick leave, and paid time off.

Before using any of the Time Off entities described here, you need to switch on Time Off in the Admin Center. For details of how to do this, take a look at the *Activating Time Management* documentation in the *Implementing Time Management in SAP SuccessFactors* guide.

In addition, you need to have permission to use the individual objects in question. For information on these permissions, take a look at the *Permissions in Time Off* documentation in the *Implementing Time Management in SAP SuccessFactors* guide.

#### Note

The following fields are set to *Visible* and *Read Only* by default: *CreatedDate*, *CreatedBy*, *LastModifiedDate*, and *LastModifiedBy*. The fields are set to *Read Only* for the *EmployeeTime*, *TimeAccountPayout*, and *TimeAccountPurchase* objects. It's possible that the fields are visible on the Manage Data user interface. If you'd like to hide them, follow the steps to hide the fields lined out in each object definition.

#### 9.4.16.1.1 AbsenceCountingMethod

You can enter an absence counting method in a time type, to determine which days are included in calculating an absence taken of that time type. You can also determine the basis on which the calculation takes place and the weekdays to which the calculation base should apply.

### Operations Allowed

Query

## Properties

Here you can see the required fields and business keys for this entity. Check the OData API dictionary in your instance to see the complete list of properties, and check your metadata for navigations, and associations.

Property	Business Key	Required Field	Description
externalCode	Yes	Yes	External Code
externalName	No	Yes	External Name for all relevant languages
countryRegion	No	No	Absence counting methods can be country/region-specific. If this one is, the relevant country/region appears here.
base	No	Yes	Option that is used for the absence calculation. Work Schedule / Calendar Days
monday	No	Yes	Yes/No whether the day is covered by this method.
tuesday	No	Yes	Yes/No whether the day is covered by this method.
wednesday	No	Yes	Yes/No whether the day is covered by this method.
thursday	No	Yes	Yes/No whether the day is covered by this method.
friday	No	Yes	Yes/No whether the day is covered by this method.
saturday	No	Yes	Yes/No whether the day is covered by this method.
sunday	No	Yes	Yes/No whether the day is covered by this method.
considerHolidays	No	Yes	Choose Yes here if you want to take account of holidays when calculating an absence.

## Code Examples

URI: `http://<hostname>/odata/v2/AbsenceCountingMethod('ACM_EXAMPLE')$format=JSON`

```
{
  "d": {
    "__metadata": {
      "uri": "https://<API-Server>/odata/v2/AbsenceCountingMethod('ACM_EXAMPLE')",
      "type": "SFOData.AbsenceCountingMethod"
    },
    "externalCode": "ACM_EXAMPLE",
    "externalName_ko_KR": null,
    "mdfSystemObjectType": "AbsenceCountingMethod",
    "mdfSystemEffectiveEndDate": "/Date(253402214400000)/",
    "mdfSystemVersionId": null,
    "monday": true,
  }
}
```

```

"externalName_de_DE": null,
"externalName_localized": "ACM_EXAMPLE",
"externalName_defaultValue": "ACM_EXAMPLE",
"externalName_es_MX": null,
"lastModifiedDateTime": "/Date(1464005812000+0000)/",
"externalName_da_DK": null,
"mdfSystemTransactionSequence": "1",
"externalName_fi_FI": null,
"mdfSystemRecordId": "B1482C05967B45E3A5C09D23EE79AD9F",
"mdfSystemEntityId": "DC85B619655F4ECCA7F5984DDA64F049",
"mdfSystemStatus": "A",
"saturday": false,
"lastModifiedDateWithTZ": "/Date(1464005812000+0000)/",
"externalName_zh_TW": null,
"externalName_en_US": "ACM_EXAMPLE",
"tuesday": true,
"friday": false,
"externalName_en_SAP_SLS": null,
"createdDate": "/Date(1464013012000)/",
"externalName_ja_JP": null,
"mdfSystemRecordStatus": "N",
"thursday": true,
"externalName_pl_PL": null,
"country": null,
"wednesday": true,
"createdBy": "admin",
"externalName_it_IT": null,
"sunday": false,
"externalName_en_RTL": null,
"lastModifiedBy": "admin",
"createdDateTime": "/Date(1464005812000+0000)/",
"base": "WORKSCHEDULE",
"mdfSystemEffectiveStartDate": "/Date(-2208988800000)/",
"lastModifiedDate": "/Date(1464013012000)/",
"externalName_en_GB": null,
"externalName_es_ES": null,
"considerHolidays": true,
"externalName_nl_NL": null,
"externalName_zh_CN": null,
"externalName_en_DEBUG": null,
"externalName_fr_FR": null,
"externalNameTranslationTextNav": {
  "__deferred": {
    "uri": "https://<API-Server>/odata/v2/AbsenceCountingMethod('ACM_EXAMPLE')/
externalNameTranslationTextNav"
  }
}
}
}
}

```

## Related Information

[SAP Business Accelerator Hub: AbsenceCountingMethod](#)

## 9.4.16.1.2 AccrualCalculationBase

The entity is used to store reported times (per user and date). The records need to be provided to this storage from a data source outside Time Off, such as by import or integration using OData. The entity represents the raw data.

This section lists only the properties and navigation properties that require special business logic, permission, or other additional information. For more information, refer to the API dictionary in [Admin Center](#) [API Center](#) [OData API Data Dictionary](#) or the API metadata using query: `https://<api-server>/odata/v2/<Entity>/$metadata`.

### Code Examples

Example 1: Create a new entry

URI: `http://<api-server>/odata/v2/upsert`

Payload

```
{
  "__metadata" : {
    "uri" : "http://localhost:8080/odata/v2/AccrualCalculationBase(externalCode='country_2015-12-28')",
    "type" : "SFOData.AccrualCalculationBase"
  },
  "externalCode" : "country_2015-12-28",
  "userId" : "country",
  "actualQuantity" : 6,
  "date" : "\/Date(1451260800000)\/"
}
Response:
{
  "d" : [
    {
      "key" : null,
      "status" : "OK",
      "editStatus" : "UPSERTED",
      "message" : null,
      "index" : 0,
      "httpCode" : 200,
      "inlineResults" : null
    }
  ]
}
```

Example 2: Retrieve data

URI: `http://<api-server>/odata/v2/AccrualCalculationBase?$format=json`

Operation: GET

Response:

```
{
  "d" : {
    "results" : [
      {
        "__metadata" : {
```





► [OData API Data Dictionary](#) or the API metadata using query: `https://<api-server>/odata/v2/<Entity>/$metadata`.

## Use Case

API Call	Description
<code>https://&lt;api-server&gt;/odata/v2/AvailableTimeType?\$top=1&amp;\$format=JSON</code>	Retrieves first Available Time Type record

>

## Code Examples

```
"d": {
  "results": [
    {
      "__metadata": {
        "uri": "https://<host.sap.com>/odata/v2/AvailableTimeType(TimeTypeProfile_externalCode='TP_normal',externalCode='13')",
        "type": "SFOData.AvailableTimeType"
      },
      "TimeTypeProfile_externalCode": "TP_normal",
      "externalCode": "13",
      "mdfSystemObjectType": "AvailableTimeType",
      "mdfSystemEffectiveEndDate": "/Date(253402214400000)/",
      "mdfSystemVersionId": null,
      "favoriteTimeType": false,
      "lastModifiedDateTime": "/Date(1457380136000+0000)/",
      "hideAccountBalance": null,
      "timeType": "TRAVEL",
      "mdfSystemTransactionSequence": "1",
      "mdfSystemRecordId": "0E9AC4A2D7574B5B91D6AA865E529E76",
      "createdBy": "sfadmin",
      "mdfSystemEntityId": "5F277D467E2D42628AA4082BCA12A785",
      "createdDate": "/Date(1440598493000+0000)/",
      "enabledInEssScenario": true,
      "lastModifiedBy": "sfadmin",
      "mdfSystemStatus": "A",
      "lastModifiedDate": "/Date(1457362136000)/",
      "mdfSystemEffectiveStartDate": "/Date(-2208988800000)/",
      "lastModifiedDateWithTZ": "/Date(1457380136000+0000)/",
      "createdDate": "/Date(1440584093000)/",
      "mdfSystemRecordStatus": "N",
      "mdfSystemRecordStatusNav": {
        "__deferred": {
          "uri": "https://<host.sap.com>/odata/v2/AvailableTimeType(TimeTypeProfile_externalCode='TP_normal',externalCode='13')/mdfSystemRecordStatusNav"
        }
      },
      "mdfSystemStatusNav": {
        "__deferred": {
          "uri": "https://<host.sap.com>/odata/v2/AvailableTimeType(TimeTypeProfile_externalCode='TP_normal',externalCode='13')/mdfSystemStatusNav"
        }
      }
    }
  ]
}
```



Property	Business Key	Required Field	Description
externalName	No	Yes	Meaningful name for this Electronic Sickness Certificate Exclusion Reason DEU.

## Use Case: Exclude Item from Electronic Communication Process

You want to exclude an item from the electronic communication process.

### Request

Operation	Query
HTTP Method	GET
URI	https://<api-server>/odata/v2/ ElectronicSicknessCertificateExclusionReasonDEU('PRIV_DOC')

### Response

```
{
  "d": {
    "__metadata": {
      "uri": "http://<api-server>/odata/v2/  
ElectronicSicknessCertificateExclusionReasonDEU('PRIV_DOC')",
      "type": "SFOData.ElectronicSicknessCertificateExclusionReasonDEU"
    },
    "externalCode": "PRIV_DOC",
    "externalName_nl_NL": null,
    "lastModifiedDateTime": "/Date(1647270681000+0000)/",
    "entityUUID": "9D6348FB1F1147BF8587C221D9F6A73B",
    "externalName_sr_RS": null,
    "createdDateTime": "/Date(1647270681000+0000)/",
    "externalName_defaultValue": "Private Doctor",
    "externalName_ar_SA": null,
    "externalName_es_ES": null,
    "externalName_fr_CA": null,
    "externalName_ja_JP": null,
    "externalName_hr_HR": null,
    "externalName_pt_BR": null,
    "externalName_iw_IL": null,
    "externalName_he_IL": null,
    "externalName_en_RTL": null,
    "externalName_hi_IN": null,
    "lastModifiedBy": "feldberg",
    "externalName_zh_CN": null,
    "externalName_en_DEBUG_APOS": null,
    "externalName_localized": "Private Doctor",
    "mdfSystemRecordStatus": "N",
    "externalName_fr_FR": null,
    "externalName_de_DE": null,
    "externalName_ko_KR": null,
    "createdBy": "feldberg",
    "externalName_ro_RO": null,
    "externalName_en_DEBUG_APOS_RTL": null,
    "externalName_en_US": "Private Doctor",
  }
}
```

```

    "externalName_en_DEBUG": null,
    "externalName_en_GB": null,
    "createdByNav": {
      "__deferred": {
        "uri": "http://<api-server>/odata/v2/
ElectronicSicknessCertificateExclusionReasonDEU('PRIV_DOC')/createdByNav"
      }
    },
    "externalNameTranslationTextNav": {
      "__deferred": {
        "uri": "http://
<api-server>/odata/v2/ElectronicSicknessCertificateExclusionReasonDEU('PRIV_DOC')/
externalNameTranslationTextNav"
      }
    },
    "lastModifiedByNav": {
      "__deferred": {
        "uri": "http://<api-server>/odata/v2/
ElectronicSicknessCertificateExclusionReasonDEU('PRIV_DOC')/lastModifiedByNav"
      }
    },
    "mdfSystemRecordStatusNav": {
      "__deferred": {
        "uri": "http://
<api-server>/odata/v2/ElectronicSicknessCertificateExclusionReasonDEU('PRIV_DOC')/
mdfSystemRecordStatusNav"
      }
    },
    "wfRequestNav": {
      "__deferred": {
        "uri": "http://<api-server>/odata/v2/
ElectronicSicknessCertificateExclusionReasonDEU('PRIV_DOC')/wfRequestNav"
      }
    }
  }
}

```

## 9.4.16.1.5 EmployeeTime

You can use this API to manage employee absences such as vacation, sick leave, and other paid time off.

This section lists only the properties and navigation properties that require special business logic, permission, or other additional information. For more information, refer to the API dictionary in [Admin Center](#) [API Center](#) [OData API Data Dictionary](#) or the API metadata using query: `https://<api-server>/odata/v2/<Entity>/$metadata`.

### Use Cases

API Call	Description
<pre> https://&lt;api-server&gt;/odata/v2/ EmployeeTime? &amp;\$format=json&amp;\$filter=userId%20eq%20'sampl eemployee' </pre>	Get employee time for the user defined in the call.

## Code Examples

```
{
  d: {
    results: [104]
    0: {
      __metadata: {
        uri: "https://<api-server>/odata/v2/EmployeeTime('50f007dd864e448691e8f2cf0ae5f0fe')"
        type: "SFOData.EmployeeTime"
      }-
      externalCode: "50f007dd864e448691e8f2cf0ae5f0fe"
      quantityInDays: null
      mdfSystemObjectType: "EmployeeTime"
      cancellationWorkflowRequestId: null
      endDate: "/Date(1420416000000)/"
      lastModifiedDateTime: "/Date(1429101050000+0000)/"
      endTime: null
      timeType: "HGB_WORK"
      startTime: null
      cust_Division: null
      mdfSystemRecordId: "93B1732C8E5545219D995A5E0C068E64"
      mdfSystemEntityId: "7A3FCE07910B4CDEB28584A3F373526E"
      userId: "raji1505emp"
      fractionQuantity: null
      approvalStatus: "APPROVED"
      mdfSystemStatus: "A"
      cust_company: null
      createDate: "/Date(1429101050000)/"
      mdfSystemRecordStatus: "N"
      cust_Department: null
      editable: null
      createdBy: "raji1505emp"
      lastModifiedBy: "raji1505emp"
      createDateTime: "/Date(1429101050000+0000)/"
      loaExpectedReturnDate: null
      mdfSystemEffectiveStartDate: "/Date(-2208988800000)/"
      comment: null
      loaStartJobInfoId: null
      startDate: "/Date(1420416000000)/"
      mdfSystemEffectiveEndDate: "/Date(253402214400000)/"
      mdfSystemVersionId: null
      mdfSystemTransactionSequence: "1"
      timeRecordOrigin: null
      workflowRequestId: null
      loaActualReturnDate: null
      lastModifiedDateWithTZ: "/Date(1429101050000+0000)/"
      quantityInHours: "10"
      flexibleRequesting: null
      deductionQuantity: "10"
      loaEndJobInfoId: null
      cust_BU: null
      lastModifiedDate: "/Date(1429101050000)/"
      cust_companyNav: {
        __deferred: {
          uri: "https://<api-server>/odata/v2/EmployeeTime('50f007dd864e448691e8f2cf0ae5f0fe')/cust_companyNav"
        }-
      }-
      timeCalendar: {
        __deferred: {
          uri: "https://<api-server>/odata/v2/EmployeeTime('50f007dd864e448691e8f2cf0ae5f0fe')/timeCalendar"
        }-
      }-
      timeTypeNav: {
```

```

__deferred: {
  uri: "https://<api-server>/odata/v2/EmployeeTime('50f007dd864e448691e8f2cf0ae5f0fe')/timeTypeNav"
}
countryExtensionESP: {
  __deferred: {
    uri: "https://<api-server>/odata/v2/EmployeeTime('50f007dd864e448691e8f2cf0ae5f0fe')/countryExtensionESP"
  }
}
approvalStatusNav: {
  __deferred: {
    uri: "https://<api-server>/odata/v2/EmployeeTime('50f007dd864e448691e8f2cf0ae5f0fe')/approvalStatusNav"
  }
}
countryExtensionDEU: {
  __deferred: {
    uri: "https://<api-server>/odata/v2/EmployeeTime('50f007dd864e448691e8f2cf0ae5f0fe')/countryExtensionDEU"
  }
}
mdfSystemStatusNav: {
  __deferred: {
    uri: "https://<api-server>/odata/v2/EmployeeTime('50f007dd864e448691e8f2cf0ae5f0fe')/mdfSystemStatusNav"
  }
}
cust_DepartmentNav: {
  __deferred: {
    uri: "https://<api-server>/odata/v2/EmployeeTime('50f007dd864e448691e8f2cf0ae5f0fe')/cust_DepartmentNav"
  }
}
timeRecordOriginNav: {
  __deferred: {
    uri: "https://<api-server>/odata/v2/EmployeeTime('50f007dd864e448691e8f2cf0ae5f0fe')/timeRecordOriginNav"
  }
}
cust_BUNav: {
  __deferred: {
    uri: "https://<api-server>/odata/v2/EmployeeTime('50f007dd864e448691e8f2cf0ae5f0fe')/cust_BUNav"
  }
}
cust_DivisionNav: {
  __deferred: {
    uri: "https://<api-server>/odata/v2/EmployeeTime('50f007dd864e448691e8f2cf0ae5f0fe')/cust_DivisionNav"
  }
}
mdfSystemRecordStatusNav: {
  __deferred: {
    uri: "https://<api-server>/odata/v2/EmployeeTime('50f007dd864e448691e8f2cf0ae5f0fe')/mdfSystemRecordStatusNav"
  }
}
userIdNav: {
  __deferred: {
    uri: "https://<api-server>/odata/v2/EmployeeTime('50f007dd864e448691e8f2cf0ae5f0fe')/userIdNav"
  }
}
}

```

## Related Information

[SAP Business Accelerator Hub: EmployeeTime](#)

### 9.4.16.1.6 EmployeeTime<Country/Region>

Country/region-specific entities for EmployeeTime are available. Take a look at the sub-sections to see which countries are supported with country/region-specific fields. These entities are child entities of EmployeeTime.

This section lists only the properties and navigation properties that require special business logic, permission, or other additional information. For more information, refer to the API dictionary in [Admin Center](#) [API Center](#) [OData API Data Dictionary](#) or the API metadata using query: `https://<api-server>/odata/v2/<Entity>/$metadata`.

#### Australia: EmployeeTimeAUS

This entity contains Australia specific absence fields, which is used for requesting advance leave payment.

#### Canada: EmployeeTimeCAN

This entity contains three date fields specific to Canada, which is used for short term disability in Time.

#### Colombia: EmployeeTimeCOL

Admin can use this object to store Colombia-specific details of an EmployeeTime created for sick leave. It is used only when Colombia is the country in the time type and contains only the GO reference to the EmployeeTimeGroup used for linking of absences. This MDF is effective dated from parent.

#### Germany: EmployeeTimeDEU

This entity contains information about employee time created for sick leave. It is specific to Germany and is a child of the entity EmployeeTime.



## Spain: EmployeeTimeESP

This entity contains information about employee time created for sick leave. It is specific to Spain and is a child of the entity EmployeeTime.

## Mexico: EmployeeTimeMEX

This entity contains information about employee time created for sick leave. It is specific to Mexico and contains the field Reference Number which is only required for maintaining employee time in Mexico. Apart from this country/region-specific field, this object also holds the GO reference to the group Identical Sickneses which is used for the linking of absences.

Sample Query for creating EmployeeTimeMex `http://<api-server>/odata/v2/EmployeeTime('<external-code of Employee Time>')/countryExtensionMEX`

## Netherlands: EmployeeTimeNLD

This entity contains a Netherlands specific field to record the available working capacity of an employee when recovering from illness in Time Off

## Poland: EmployeeTimePOL

This entity contains ZLA Code, ZLA Document Number, ZLA Issue Date and ZLA Delivery Date. This object is used to store the employee specific Time fields information for a Polish Employee.

## USA: EmployeeTimeUSA

This entity contains three date fields specific to USA, which is used for short term disability in Time.

### [EmployeeTimeAUS \[page 1218\]](#)

This entity contains Australia-specific absence fields, which are used for requesting advance leave payment.

### [EmployeeTimeCAN \[page 1220\]](#)

This entity contains three date fields specific to Canada, which are used for short-term disability in Time Management.

### [EmployeeTimeCOL \[page 1222\]](#)

This entity contains absence-related information for Colombia.

### [EmployeeTimeDEU \[page 1225\]](#)

This entity contains information about absences for employees in Germany.

[EmployeeTimeESP \[page 1228\]](#)

This entity contains specific information for Spain related to absence.

[EmployeeTimeMEX \[page 1229\]](#)

This entity contains absence-related information for Mexico.

[EmployeeTimeNLD \[page 1230\]](#)

This entity contains a field specific to the Netherlands that is used to record the work capacity of an employee when recovering from illness in Time Management.

[EmployeeTimePOL \[page 1232\]](#)

This entity contains ZLA Code, ZLA Document Number, ZLA Issue Date and ZLA Delivery Date. This object is used to store the employee-specific Time Management fields information for an employee based in Poland.

[EmployeeTimeUSA \[page 1234\]](#)

This entity contains date fields specific to USA, which are used for short-term disability in Time Management.

## 9.4.16.1.6.1 EmployeeTimeAUS

This entity contains Australia-specific absence fields, which are used for requesting advance leave payment.

### Supported Operations

Query, Insert, Upsert, Delete.

### Properties

This section lists only the properties and navigation properties that require special business logic, permission, or other additional information. For more information, refer to the API dictionary in [Admin Center](#) [API Center](#) [OData API Data Dictionary](#) or the API metadata using query: `https://<api-server>/odata/v2/<Entity>/$metadata`.

Property	Description
requestLeaveAdvancePayment	The option to request the advance leave payment.
splitPaymentAcrossFinancialYear	The option to request the split of the payment across the financial year.

## Use Case: Query the Advance Leave Payment information for an employee in Australia

This example shows how to query the advance leave payment information for an employee in Australia.

### Request

Operation	Query
HTTP Method	GET
URI	https://<API-server>/odata/v2/EmployeeTimeAUS?\$format=json

### Response

```
{
  "d": {
    "results": [
      {
        "__metadata": {
          "uri": "https://<API-server>/odata/v2/EmployeeTimeAUS(EmployeeTime_externalCode='6e42e96016f34499a6e6671ef975ef33',externalCode=10444L)",
          "type": "SFOData.EmployeeTimeAUS"
        },
        "EmployeeTime_externalCode": "6e42e96016f34499a6e6671ef975ef33",
        "externalCode": "10444",
        "lastModifiedDate": "/Date(1579250016000+0000)/",
        "lastModifiedBy": "rgopal",
        "createdDateTime": "/Date(1579250016000+0000)/",
        "mdfSystemRecordStatus": "N",
        "requestAdvanceLeavePayment": true,
        "createdBy": "rgopal",
        "splitPaymentAcrossFinancialYear": null,
        "createdByNav": {
          "__deferred": {
            "uri": "https://<API-server>/odata/v2/EmployeeTimeAUS(EmployeeTime_externalCode='6e42e96016f34499a6e6671ef975ef33',externalCode=10444L)/createdByNav"
          }
        },
        "lastModifiedByNav": {
          "__deferred": {
            "uri": "https://<API-server>/odata/v2/EmployeeTimeAUS(EmployeeTime_externalCode='6e42e96016f34499a6e6671ef975ef33',externalCode=10444L)/lastModifiedByNav"
          }
        },
        "mdfSystemRecordStatusNav": {
          "__deferred": {
            "uri": "https://<API-server>/odata/v2/EmployeeTimeAUS(EmployeeTime_externalCode='6e42e96016f34499a6e6671ef975ef33',externalCode=10444L)/mdfSystemRecordStatusNav"
          }
        }
      }
    ]
  }
}
```

## Related Information

[SAP Business Accelerator Hub: EmployeeTimeAUS](#)

### 9.4.16.1.6.2 EmployeeTimeCAN

This entity contains three date fields specific to Canada, which are used for short-term disability in Time Management.

## Supported Operations

Query, Insert, Upsert, Delete.

## Properties

This section lists only the properties and navigation properties that require special business logic, permission, or other additional information. For more information, refer to the API dictionary in [Admin Center](#) [API Center](#) [OData API Data Dictionary](#) or the API metadata using query: `https://<api-server>/odata/v2/<Entity>/$metadata`.

## Properties

Property	Description
disabilityPeriodOneEndDate	This field is used to record the end date of the first short-term disability absence.
disabilityPeriodTwoEndDate	This field is used to record the end date of the second short-term disability absence.
disabilityPeriodThreeEndDate	This field is used to record the end date of the third short-term disability absence.
refDisabilityPeriodOneEndDate	This field is used to record the reference end date of the first short-term disability period.
refDisabilityPeriodTwoEndDate	This field is used to record the reference end date of the second short-term disability period.
refDisabilityPeriodThreeEndDate	This field is used to record the reference end date of the third short-term disability period.
policyDeviation	This field is used to record a deviation from the policy for short-term disability absences.

## Use Case: Getting the short-term disability absence information for an employee in Canada

Querying the short-term disability absence information for an employee based in Canada.

### Request

Operation	Query
HTTP Method	GET
URI	https://<API-Server>/odata/v2/EmployeeTimeCAN?\$format=json

### Response

```
{
  "d": {
    "results": [
      {
        "__metadata": {
          "uri": "https://<API-Server>/odata/v2/EmployeeTimeCAN(EmployeeTime_externalCode='288f90ed195d4ad2970399fe5d58b27e',externalCode=11034L)",
          "type": "SFOData.EmployeeTimeCAN"
        },
        "EmployeeTime_externalCode": "288f90ed195d4ad2970399fe5d58b27e",
        "externalCode": "11034",
        "lastModifiedDate": "/Date(1591025331000+0000)/",
        "createdBy": "admin",
        "lastModifiedBy": "admin",
        "createdDateTime": "/Date(1591025331000+0000)/",
        "mdfSystemRecordStatus": "N",
        "disabilityPeriodThreeEndDate": null,
        "disabilityPeriodTwoEndDate": "/Date(159546240000)/",
        "disabilityPeriodOneEndDate": "/Date(159468480000)/",
        "createdByNav": {
          "__deferred": {
            "uri": "https://<API-Server>/odata/v2/EmployeeTimeCAN(EmployeeTime_externalCode='288f90ed195d4ad2970399fe5d58b27e',externalCode=11034L)/createdByNav"
          }
        },
        "lastModifiedByNav": {
          "__deferred": {
            "uri": "https://<API-Server>/odata/v2/EmployeeTimeCAN(EmployeeTime_externalCode='288f90ed195d4ad2970399fe5d58b27e',externalCode=11034L)/lastModifiedByNav"
          }
        },
        "mdfSystemRecordStatusNav": {
          "__deferred": {
            "uri": "https://<API-Server>/odata/v2/EmployeeTimeCAN(EmployeeTime_externalCode='288f90ed195d4ad2970399fe5d58b27e',externalCode=11034L)/mdfSystemRecordStatusNav"
          }
        }
      }
    ]
  }
}
```

## Related Information

[SAP Business Accelerator Hub: EmployeeTimeCAN](#)

### 9.4.16.1.6.3 EmployeeTimeCOL

This entity contains absence-related information for Colombia.

## Supported Operations

Query, Insert, Upsert, Delete.

## Properties

This section lists only the properties and navigation properties that require special business logic, permission, or other additional information. For more information, refer to the API dictionary in [Admin Center](#) [API Center](#) [OData API Data Dictionary](#) or the API metadata using query: `https://<api-server>/odata/v2/<Entity>/$metadata`.

Property	Description
identicalSicknessGroup	The option to group an employee's sickness as identical.

## Use Case: Get information about an identical sickness group for employees in Colombia

This example shows how to query the identical sickness group information for employees in Colombia.

### Request

Operation	Query
HTTP Method	GET
URI	<code>https://&lt;API-server&gt;/odata/v2/EmployeeTimeCOL?\$format=json</code>

### Response

```
{
  "d": {
```

```

"results": [
  {
    "__metadata": {
      "uri": "https://<hostname>/odata/v2/EmployeeTimeDEU(EmployeeTime_externalCode='592af6d3d06f410db56ab71aaecea896',externalCode=13714L)",
      "type": "SFOData.EmployeeTimeDEU"
    },
    "externalCode": "13714",
    "EmployeeTime_externalCode": "592af6d3d06f410db56ab71aaecea896",
    "continuedPayEndDate": null,
    "mdfSystemEffectiveEndDate": "/Date(25340221440000)/",
    "mdfSystemObjectType": "EmployeeTimeDEU",
    "mdfSystemVersionId": null,
    "identicalSicknessGroup": "2022ffa1320141fd93c070b9be459865",
    "sicknessCertificateStartDate": null,
    "lastModifiedDate": "/Date(1492598128000+0000)/",
    "mdfSystemTransactionSequence": "1",
    "mdfSystemRecordId": "8F47FCE6A1DE4DE18287FACFEABD0E40",
    "mdfSystemEntityId": "3C92D5967437427DB416737306F7239A",
    "overlappingSicknessGroup": null,
    "mdfSystemStatus": "A",
    "lastModifiedDateWithTZ": "/Date(1492598128000+0000)/",
    "createdDate": "/Date(1492598092000)/",
    "mdfSystemRecordStatus": "N",
    "paySupplementStartDate": null,
    "createdBy": "admin",
    "lastModifiedBy": "admin",
    "createdDateTime": "/Date(1492598092000+0000)/",
    "lastModifiedDate": "/Date(1492598128000)/",
    "mdfSystemEffectiveStartDate": "/Date(-220898880000)/",
    "continuedPayCreditedDays": null,
    "paySupplementEndDate": null,
    "overlappingSicknessGroupNav": {
      "__deferred": {
        "uri": "https://<hostname>/odata/v2/EmployeeTimeDEU(EmployeeTime_externalCode='592af6d3d06f410db56ab71aaecea896',externalCode=13714L)/overlappingSicknessGroupNav"
      }
    },
    "identicalSicknessGroupNav": {
      "__deferred": {
        "uri": "https://<hostname>/odata/v2/EmployeeTimeDEU(EmployeeTime_externalCode='592af6d3d06f410db56ab71aaecea896',externalCode=13714L)/identicalSicknessGroupNav"
      }
    },
    "mdfSystemRecordStatusNav": {
      "__deferred": {
        "uri": "https://<hostname>/odata/v2/EmployeeTimeDEU(EmployeeTime_externalCode='592af6d3d06f410db56ab71aaecea896',externalCode=13714L)/mdfSystemRecordStatusNav"
      }
    },
    "mdfSystemStatusNav": {
      "__deferred": {
        "uri": "https://<hostname>/odata/v2/EmployeeTimeDEU(EmployeeTime_externalCode='592af6d3d06f410db56ab71aaecea896',externalCode=13714L)/mdfSystemStatusNav"
      }
    }
  },
  {
    "__metadata": {
      "uri": "https://<hostname>/odata/v2/EmployeeTimeDEU(EmployeeTime_externalCode='51a3d66425704772aa55b99be6c6a8ea',externalCode=13718L)",
      "type": "SFOData.EmployeeTimeDEU"
    }
  }
]

```

```

    },
    "externalCode": "13718",
    "EmployeeTime_externalCode": "51a3d66425704772aa55b99be6c6a8ea",
    "continuedPayEndDate": null,
    "mdfSystemEffectiveEndDate": "/Date(253402214400000)/",
    "mdfSystemObjectType": "EmployeeTimeDEU",
    "mdfSystemVersionId": null,
    "identicalSicknessGroup": "2022ffa1320141fd93c070b9be459865",
    "sicknessCertificateStartDate": null,
    "lastModifiedDateTime": "/Date(1492598128000+0000)/",
    "mdfSystemTransactionSequence": "1",
    "mdfSystemRecordId": "0EB9391118494F7BA518FCF367FDD503",
    "mdfSystemEntityId": "158C47611E7D4AD599812DEB9D407D3A",
    "overlappingSicknessGroup": null,
    "mdfSystemStatus": "A",
    "lastModifiedDateWithTZ": "/Date(1492598128000+0000)/",
    "createdDate": "/Date(1492598128000)/",
    "mdfSystemRecordStatus": "N",
    "paySupplementStartDate": null,
    "createdBy": "admin",
    "lastModifiedBy": "admin",
    "createdDateTime": "/Date(1492598128000+0000)/",
    "lastModifiedDate": "/Date(1492598128000)/",
    "mdfSystemEffectiveStartDate": "/Date(-2208988800000)/",
    "continuedPayCreditedDays": null,
    "paySupplementEndDate": null,
    "overlappingSicknessGroupNav": {
      "__deferred": {
        "uri": "https://<hostname>/odata/v2/EmployeeTimeDEU(EmployeeTime_externalCode='51a3d66425704772aa55b99be6c6a8ea',externalCode=13718L)/overlappingSicknessGroupNav"
      }
    },
    "identicalSicknessGroupNav": {
      "__deferred": {
        "uri": "https://<hostname>/odata/v2/EmployeeTimeDEU(EmployeeTime_externalCode='51a3d66425704772aa55b99be6c6a8ea',externalCode=13718L)/identicalSicknessGroupNav"
      }
    },
    "mdfSystemRecordStatusNav": {
      "__deferred": {
        "uri": "https://<hostname>/odata/v2/EmployeeTimeDEU(EmployeeTime_externalCode='51a3d66425704772aa55b99be6c6a8ea',externalCode=13718L)/mdfSystemRecordStatusNav"
      }
    },
    "mdfSystemStatusNav": {
      "__deferred": {
        "uri": "https://<hostname>/odata/v2/EmployeeTimeDEU(EmployeeTime_externalCode='51a3d66425704772aa55b99be6c6a8ea',externalCode=13718L)/mdfSystemStatusNav"
      }
    }
  }
}
]
}
}

```

## Related Information

[SAP Business Accelerator Hub: EmployeeTimeCOL](#)



## 9.4.16.1.6.4 EmployeeTimeDEU

This entity contains information about absences for employees in Germany.

### Supported Operations

Query, Insert, Upsert, Delete.

### Properties

This section lists only the properties and navigation properties that require special business logic, permission, or other additional information. For more information, refer to the API dictionary in [▶ Admin Center ▶ API Center ▶ OData API Data Dictionary](#) or the API metadata using query: `https://<api-server>/odata/v2/<Entity>/$metadata`.

Property	Description
continuedPayCreditedDays	This field is used to record the days credited for continued pay.
identicalSicknessGroup	This field is used to record an identical sickness group.
overlappingSicknessGroup	This field is used to record an overlapping sickness group.
continuedPayEndDate	This field is used to record the end date of continued pay.
paySupplementStartDate	This field is used to record the start date of the sick pay supplement.
paySupplementEndDate	This field is used to record the end date of the sick pay supplement.
sicknessCertificateStartDate	This field is used to record the certified start date of the sickness.
refContinuedPayEndDate	This field is used to record the reference end date of continued pay.
refPaySupplementStartDate	This field is used to record the reference start date of the sick pay supplement.
refPaySupplementEndDate	This field is used to record the reference end date of the sick pay supplement.
deviationFromSickPayPeriods	This field is used to record a deviation from sick pay periods.

### Use Case: Query the Continued Sick Pay Information for an employee in Germany

This example shows how to query the continued sick pay information for an employee in Germany.

#### Request

Operation Query

HTTP Method

GET

URI

https://<API-server>/odata/v2/EmployeeTimeAUS?\$format=json

## Response

```
{
  "d": {
    "results": [
      {
        "__metadata": {
          "uri": "https://<hostname>/odata/v2/EmployeeTimeDEU(EmployeeTime_externalCode='592af6d3d06f410db56ab71aaecea896',externalCode=13714L)",
          "type": "SFOData.EmployeeTimeDEU"
        },
        "externalCode": "13714",
        "EmployeeTime_externalCode": "592af6d3d06f410db56ab71aaecea896",
        "continuedPayEndDate": null,
        "mdfSystemEffectiveEndDate": "/Date(253402214400000)/",
        "mdfSystemObjectType": "EmployeeTimeDEU",
        "mdfSystemVersionId": null,
        "identicalSicknessGroup": "2022ffa1320141fd93c070b9be459865",
        "sicknessCertificateStartDate": null,
        "lastModifiedDate": "/Date(1492598128000+0000)/",
        "mdfSystemTransactionSequence": "1",
        "mdfSystemRecordId": "8F47FCE6A1DE4DE18287FACFEABD0E40",
        "mdfSystemEntityId": "3C92D5967437427DB416737306F7239A",
        "overlappingSicknessGroup": null,
        "mdfSystemStatus": "A",
        "lastModifiedDateWithTZ": "/Date(1492598128000+0000)/",
        "createdDate": "/Date(1492598092000)/",
        "mdfSystemRecordStatus": "N",
        "paySupplementStartDate": null,
        "createdBy": "admin",
        "lastModifiedBy": "admin",
        "createdDateTime": "/Date(1492598092000+0000)/",
        "lastModifiedDate": "/Date(1492598128000)/",
        "mdfSystemEffectiveStartDate": "/Date(-2208988800000)/",
        "continuedPayCreditedDays": null,
        "paySupplementEndDate": null,
        "overlappingSicknessGroupNav": {
          "__deferred": {
            "uri": "https://<hostname>/odata/v2/EmployeeTimeDEU(EmployeeTime_externalCode='592af6d3d06f410db56ab71aaecea896',externalCode=13714L)/overlappingSicknessGroupNav"
          }
        },
        "identicalSicknessGroupNav": {
          "__deferred": {
            "uri": "https://<hostname>/odata/v2/EmployeeTimeDEU(EmployeeTime_externalCode='592af6d3d06f410db56ab71aaecea896',externalCode=13714L)/identicalSicknessGroupNav"
          }
        },
        "mdfSystemRecordStatusNav": {
          "__deferred": {
            "uri": "https://<hostname>/odata/v2/EmployeeTimeDEU(EmployeeTime_externalCode='592af6d3d06f410db56ab71aaecea896',externalCode=13714L)/mdfSystemRecordStatusNav"
          }
        },
        "mdfSystemStatusNav": {
          "__deferred": {

```

```

        "uri": "https://<hostname>/odata/v2/
EmployeeTimeDEU(EmployeeTime_externalCode='592af6d3d06f410db56ab71aaecea896', externa
lCode=13714L)/mdfSystemStatusNav"
    }
},
{
    "__metadata": {
        "uri": "https://<hostname>/odata/v2/
EmployeeTimeDEU(EmployeeTime_externalCode='51a3d66425704772aa55b99be6c6a8ea', externa
lCode=13718L)",
        "type": "SFOData.EmployeeTimeDEU"
    },
    "externalCode": "13718",
    "EmployeeTime_externalCode": "51a3d66425704772aa55b99be6c6a8ea",
    "continuedPayEndDate": null,
    "mdfSystemEffectiveEndDate": "/Date(25340221440000)/",
    "mdfSystemObjectType": "EmployeeTimeDEU",
    "mdfSystemVersionId": null,
    "identicalSicknessGroup": "2022ffa1320141fd93c070b9be459865",
    "sicknessCertificateStartDate": null,
    "lastModifiedDate": "/Date(1492598128000+0000)/",
    "mdfSystemTransactionSequence": "1",
    "mdfSystemRecordId": "0EB9391118494F7BA518FCF367FDD503",
    "mdfSystemEntityId": "158C47611E7D4AD599812DEB9D407D3A",
    "overlappingSicknessGroup": null,
    "mdfSystemStatus": "A",
    "lastModifiedDateWithTZ": "/Date(1492598128000+0000)/",
    "createdDate": "/Date(1492598128000)/",
    "mdfSystemRecordStatus": "N",
    "paySupplementStartDate": null,
    "createdBy": "admin",
    "lastModifiedBy": "admin",
    "createdDateTime": "/Date(1492598128000+0000)/",
    "lastModifiedDate": "/Date(1492598128000)/",
    "mdfSystemEffectiveStartDate": "/Date(-220898880000)/",
    "continuedPayCreditedDays": null,
    "paySupplementEndDate": null,
    "overlappingSicknessGroupNav": {
        "__deferred": {
            "uri": "https://<hostname>/odata/v2/
EmployeeTimeDEU(EmployeeTime_externalCode='51a3d66425704772aa55b99be6c6a8ea', externa
lCode=13718L)/overlappingSicknessGroupNav"
        }
    },
    "identicalSicknessGroupNav": {
        "__deferred": {
            "uri": "https://<hostname>/odata/v2/
EmployeeTimeDEU(EmployeeTime_externalCode='51a3d66425704772aa55b99be6c6a8ea', externa
lCode=13718L)/identicalSicknessGroupNav"
        }
    },
    "mdfSystemRecordStatusNav": {
        "__deferred": {
            "uri": "https://<hostname>/odata/v2/
EmployeeTimeDEU(EmployeeTime_externalCode='51a3d66425704772aa55b99be6c6a8ea', externa
lCode=13718L)/mdfSystemRecordStatusNav"
        }
    },
    "mdfSystemStatusNav": {
        "__deferred": {
            "uri": "https://<hostname>/odata/v2/
EmployeeTimeDEU(EmployeeTime_externalCode='51a3d66425704772aa55b99be6c6a8ea', externa
lCode=13718L)/mdfSystemStatusNav"
        }
    }
}
]

```

```
}  
}
```

## Related Information

[SAP Business Accelerator Hub: EmployeeTimeDEU](#)

### 9.4.16.1.6.5 EmployeeTimeESP

This entity contains specific information for Spain related to absence.

This section lists only the properties and navigation properties that require special business logic, permission, or other additional information. For more information, refer to the API dictionary in [Admin Center](#) [API Center](#) [OData API Data Dictionary](#) or the API metadata using query: `https://<api-server>/odata/v2/<Entity>/$metadata`.

## Code Examples

**Example: Retrieve data of the EmployeeTimeESP objects in JSON. (In this case there are no such objects)**

URI: `http://<api-server>/odata/v2/EmployeeTimeESP?$format=json`

Method: GET

Response:

#### Sample Code

```
{  
  "d": {  
    "results": []  
  }  
}
```

## Related Information

[SAP Business Accelerator Hub: EmployeeTimeESP](#)

## 9.4.16.1.6.6 EmployeeTimeMEX

This entity contains absence-related information for Mexico.

### Supported Operations

Query, Insert, Upsert, Delete.

### Properties

This section lists only the properties and navigation properties that require special business logic, permission, or other additional information. For more information, refer to the API dictionary in [Admin Center](#) [API Center](#) [OData API Data Dictionary](#) or the API metadata using query: `https://<api-server>/odata/v2/<Entity>/$metadata`.

### Properties

Property	Description
referenceNumber	This field is used to record the first disability period end date for the short-term disability absence.
identicalSicknessGroup	This field is used to record the second disability period end date for the short-term disability absence.
daysAlreadyCumulatedForSameSickness	This field is used to record the third disability period end date for the short-term disability absence.

### Use Case: Getting "prima vacacional" information for an employee based in Mexico

Querying the "prima vacacional" (annual entitlement) information for an employee based in Mexico.

### Request

Operation	Query
HTTP Method	GET
URI	<code>https://&lt;API-Server&gt;/odata/v2/EmployeeTimeMEX?\$format=json</code>

## Response

```
{
  "d": {
    "results": [
      {
        "__metadata": {
          "uri": "https://<API-Server>/odata/v2/EmployeeTimeUSA(EmployeeTime_externalCode='ae22341a4c5042bb9d49799624a9d125',externalCode=11172L)",
          "type": "SFOData.EmployeeTimeUSA"
        },
        "EmployeeTime_externalCode": "ae22341a4c5042bb9d49799624a9d125",
        "externalCode": "11172",
        "lastModifiedDate": "/Date(1594113847000+0000)/",
        "lastModifiedBy": "admin",
        "createdDateTime": "/Date(1594113847000+0000)/",
        "mdfSystemRecordStatus": "N",
        "createdBy": "admin",
        "disabilityPeriodThreeEndDate": null,
        "disabilityPeriodTwoEndDate": "/Date(1595462400000)/",
        "disabilityPeriodOneEndDate": "/Date(1594684800000)/",
        "createdByNav": {
          "__deferred": {
            "uri": "https://<API-Server>/odata/v2/EmployeeTimeUSA(EmployeeTime_externalCode='ae22341a4c5042bb9d49799624a9d125',externalCode=11172L)/createdByNav"
          }
        },
        "lastModifiedByNav": {
          "__deferred": {
            "uri": "https://<API-Server>/odata/v2/EmployeeTimeUSA(EmployeeTime_externalCode='ae22341a4c5042bb9d49799624a9d125',externalCode=11172L)/lastModifiedByNav"
          }
        },
        "mdfSystemRecordStatusNav": {
          "__deferred": {
            "uri": "https://<API-Server>/odata/v2/EmployeeTimeUSA(EmployeeTime_externalCode='ae22341a4c5042bb9d49799624a9d125',externalCode=11172L)/mdfSystemRecordStatusNav"
          }
        }
      }
    ]
  }
}
```

## Related Information

[SAP Business Accelerator Hub: EmployeeTimeMEX](#)

### 9.4.16.1.6.7 EmployeeTimeNLD

This entity contains a field specific to the Netherlands that is used to record the work capacity of an employee when recovering from illness in Time Management.

## Supported Operations

Query, Insert, Upsert, Delete.

## Properties

This section lists only the properties and navigation properties that require special business logic, permission, or other additional information. For more information, refer to the API dictionary in [Admin Center](#) [API Center](#) [OData API Data Dictionary](#) or the API metadata using query: `https://<api-server>/odata/v2/<Entity>/$metadata`.

### Properties

Property	Description
<code>workCapacityPercentageDuringIllness</code>	This field is used to store the percentage of an employee's (reduced) work capacity due to illness until they are able to return to their regular work schedule.

## Use Case: Getting the available work capacity information for an employee in the Netherlands

Querying the work capacity information of an employee based in the Netherlands during a period of illness.

### Request

Operation	Query
HTTP Method	GET
URI	<code>https://&lt;api-server&gt;/odata/v2/EmployeeTimeNLD?\$format=json</code>

### Response

```
{
  "d": {
    "results": [
      {
        "__metadata": {
          "uri": "https://<API-Server>/odata/v2/EmployeeTimeNLD(EmployeeTime_externalCode='9d1b35ee251042c3a087999bbfed1f26',externalCode=15467L)",
          "type": "SFOData.EmployeeTimeNLD"
        },
        "EmployeeTime_externalCode": "9d1b35ee251042c3a087999bbfed1f26",
        "externalCode": "15467",
        "lastModifiedDateTime": "/Date(1628575479000+0000)/",
        "createdBy": "admin",
      }
    ]
  }
}
```

```

"entityUUID": "1DDCAF49072646368866170A944713E9",
"lastModifiedBy": "admin",
"workCapacityPercentageDuringIllness": "30",
"createdDateTime": "/Date(1628575479000+0000)/",
"mdfSystemRecordStatus": "N",
"createdByNav": {
  "__deferred": {
    "uri": "https://<API-Server>/odata/v2/
EmployeeTimeNLD(EmployeeTime_externalCode='9d1b35ee251042c3a087999bbfed1f26', externa
lCode=15467L)/createdByNav"
  }
},
"lastModifiedByNav": {
  "__deferred": {
    "uri": "https://<API-Server>/odata/v2/
EmployeeTimeNLD(EmployeeTime_externalCode='9d1b35ee251042c3a087999bbfed1f26', externa
lCode=15467L)/lastModifiedByNav"
  }
},
"mdfSystemRecordStatusNav": {
  "__deferred": {
    "uri": "https://<API-Server>/odata/v2/
EmployeeTimeNLD(EmployeeTime_externalCode='9d1b35ee251042c3a087999bbfed1f26', externa
lCode=15467L)/mdfSystemRecordStatusNav"
  }
}
}
]
}
}
}

```

## Related Information

[SAP Business Accelerator Hub: EmployeeTimeNLD](#)

### 9.4.16.1.6.8 EmployeeTimePOL

This entity contains ZLA Code, ZLA Document Number, ZLA Issue Date and ZLA Delivery Date. This object is used to store the employee-specific Time Management fields information for an employee based in Poland.

## Supported Operations

Query, Insert, Upsert, Delete

## Properties

This section lists only the properties and navigation properties that require special business logic, permission, or other additional information. For more information, refer to the API dictionary in [Admin Center](#) > [API Center](#)



► [OData API Data Dictionary](#) or the API metadata using query: `https://<api-server>/odata/v2/<Entity>/$metadata`.

## Properties

Property	Description
absenceCode	The reference code related to the absence.
zlaDocumentNumber	The document number from the ZLA sickness certificate.
zlaIssueDate	The date on which the illness was reported to the ZLA authority
zlaDeliveryDate	The date on which the ZLA certificate was delivered by the employee to the employer.

## Use Case: Querying the ZLA information for an employee based in Poland

### Request

Operation	Query
HTTP Method	GET
URI	<code>https://&lt;API-server&gt;/odata/v2/EmployeeTimePOL?format=json</code>

### Response

```
{
  "d": {
    "results": [
      {
        "__metadata": {
          "uri": "https://<API-server>/odata/v2/EmployeeTimePOL(EmployeeTime_externalCode='833834f528a04ea6af1d502e57003543',externalCode=60529L)",
          "type": "SFOData.EmployeeTimePOL"
        },
        "EmployeeTime_externalCode": "833834f528a04ea6af1d502e57003543",
        "externalCode": "60529",
        "zlaDeliveryDate": "/Date(1568246400000)/",
        "lastModifiedDate": "/Date(1569214037000+0000)/",
        "lastModifiedBy": "akumar",
        "createdDateTime": "/Date(1569213976000+0000)/",
        "mdfSystemRecordStatus": "N",
        "absenceCode": "11",
        "createdBy": "akumar",
        "zlaDocumentNumber": "1111",
        "zlaIssueDate": "/Date(1568246400000)/",
        "createdByNav": {
          "__deferred": {
            "uri": "https://<API-server>/odata/v2/EmployeeTimePOL(EmployeeTime_externalCode='833834f528a04ea6af1d502e57003543',externalCode=60529L)/createdByNav"
          }
        },
        "lastModifiedByNav": {
          "__deferred": {

```

```

      "uri": "https://<API-server>/odata/v2/
EmployeeTimePOL(EmployeeTime_externalCode='833834f528a04ea6af1d502e57003543', externa
lCode=60529L)/lastModifiedByNav"
    },
    "mdfSystemRecordStatusNav": {
      "__deferred": {
        "uri": "https://<API-server>/odata/v2/
EmployeeTimePOL(EmployeeTime_externalCode='833834f528a04ea6af1d502e57003543', externa
lCode=60529L)/mdfSystemRecordStatusNav"
      }
    }
  ]
}
}
}

```

## Related Information

[SAP Business Accelerator Hub: EmployeeTimePOL](#) 

### 9.4.16.1.6.9 EmployeeTimeUSA

This entity contains date fields specific to USA, which are used for short-term disability in Time Management.

## Supported Operations

Query, Insert, Upsert, Delete.

## Properties

This section lists only the properties and navigation properties that require special business logic, permission, or other additional information. For more information, refer to the API dictionary in [Admin Center](#) [API Center](#) [OData API Data Dictionary](#) or the API metadata using query: `https://<api-server>/odata/v2/<Entity>/$metadata`.

### Properties

Property	Description
disabilityPeriodOneEndDate	This field is used to record the first disability period end date for the short-term disability absence.

Property	Description
disabilityPeriodTwoEndDate	This field is used to record the second disability period end date for the short-term disability absence.
disabilityPeriodThreeEndDate	This field is used to record the third disability period end date for the short-term disability absence.
refDisabilityPeriodOneEndDate	This field is used to record the reference end date of the first short-term disability period.
refDisabilityPeriodTwoEndDate	This field is used to record the reference end date of the second short-term disability period.
refDisabilityPeriodThreeEndDate	This field is used to record the reference end date of the third short-term disability period.
policyDeviation	This field is used to record a deviation from the policy for short-term disability absences.

## Use Case: Getting short-term disability absence information for an employee in the USA

Querying the short-term disability absence information for an employee based in the USA.

### Request

Operation	Query
HTTP Method	GET
URI	<code>https://&lt;API-Server&gt;/odata/v2/EmployeeTimeUSA?\$format=json</code>

### Response

```
{
  "d": {
    "results": [
      {
        "__metadata": {
          "uri": "https://<API-Server>/odata/v2/EmployeeTimeUSA(EmployeeTime_externalCode='ae22341a4c5042bb9d49799624a9d125',externalCode=11172L)",
          "type": "SFOData.EmployeeTimeUSA"
        },
        "EmployeeTime_externalCode": "ae22341a4c5042bb9d49799624a9d125",
        "externalCode": "11172",
        "lastModifiedDate": "/Date(1594113847000+0000)/",
        "lastModifiedBy": "admin",
        "createdDateTime": "/Date(1594113847000+0000)/",
        "mdfSystemRecordStatus": "N",
        "createdBy": "admin",
        "disabilityPeriodThreeEndDate": null,
        "disabilityPeriodTwoEndDate": "/Date(1595462400000)/",
        "disabilityPeriodOneEndDate": "/Date(1594684800000)/",
      }
    ]
  }
}
```

```

        "createdByNav": {
            "__deferred": {
                "uri": "https://<API-Server>/odata/v2/
EmployeeTimeUSA(EmployeeTime_externalCode='ae22341a4c5042bb9d49799624a9d125', externa
lCode=11172L)/createdByNav"
            }
        },
        "lastModifiedByNav": {
            "__deferred": {
                "uri": "https://<API-Server>/odata/v2/
EmployeeTimeUSA(EmployeeTime_externalCode='ae22341a4c5042bb9d49799624a9d125', externa
lCode=11172L)/lastModifiedByNav"
            }
        },
        "mdfSystemRecordStatusNav": {
            "__deferred": {
                "uri": "https://<API-Server>/odata/v2/
EmployeeTimeUSA(EmployeeTime_externalCode='ae22341a4c5042bb9d49799624a9d125', externa
lCode=11172L)/mdfSystemRecordStatusNav"
            }
        }
    ]
}
}
}

```

## Related Information

[SAP Business Accelerator Hub: EmployeeTimeUSA](#)

### 9.4.16.17 EmployeeTimeCalendar

Contains absence information on a daily basis. There is one entry for every working day with the relevant number of days and number of hours. For example, if there is a half day absence on an eight-hour working day, the resulting calendar entry has 0.5 days and 4 hours

## OData Examples

Example – Retrieve data of the employee time calendar which belongs to the employee time with specific external code

URI `http://<hostname>/odata/v2/`

`EmployeeTimeCalendar(EmployeeTime_externalCode='57d8c995114f421eb97ebcce2a9c3324',externalCode='57d8c995114f421eb97ebcce2a9c3324')?$format=json`

#### Sample Code

```

{
    "d": {
        "__metadata": {

```

```

        "uri": "https://<hostname>/odata/v2/EmployeeTimeCalendar(EmployeeTime_externalCode='9d59e47c10434d91afeb3fd664c01093',externalCode='57d8c995114f421eb97ebc2a9c3324')",
        "type": "SFOData.EmployeeTimeCalendar"
    },
    "externalCode": "57d8c995114f421eb97ebc2a9c3324",
    "EmployeeTime_externalCode": "9d59e47c10434d91afeb3fd664c01093",
    "quantityInDays": "1",
    "mdfSystemEffectiveEndDate": "/Date(25340221440000)/",
    "mdfSystemObjectType": "EmployeeTimeCalendar",
    "workScheduleInternalId": "50257",
    "mdfSystemVersionId": null,
    "lastModifiedDateTime": "/Date(1486480298000+0000)/",
    "endTime": null,
    "date": "/Date(148642560000)/",
    "mdfSystemTransactionSequence": "1",
    "startTime": null,
    "mdfSystemRecordId": "C663DFE9A67E43289A3183B51B614CF0",
    "mdfSystemEntityId": "C1ADC4497A9E44C9878F1FEC00753817",
    "mdfSystemStatus": "A",
    "lastModifiedDateWithTZ": "/Date(1486480298000+0000)/",
    "createdDate": "/Date(1486462298000)/",
    "quantityInHours": "8",
    "mdfSystemRecordStatus": "N",
    "deductionQuantity": "1",
    "createdBy": "sfadmin",
    "lastModifiedBy": "sfadmin",
    "createdDateTime": "/Date(1486480298000+0000)/",
    "mdfSystemEffectiveStartDate": "/Date(-220898880000)/",
    "lastModifiedDate": "/Date(1486462298000)/",
    "mdfSystemRecordStatusNav": {
        "__deferred": {
            "uri": "https://<hostname>/odata/v2/EmployeeTimeCalendar(EmployeeTime_externalCode='9d59e47c10434d91afeb3fd664c01093',externalCode='57d8c995114f421eb97ebc2a9c3324')/mdfSystemRecordStatusNav"
        }
    },
    "mdfSystemStatusNav": {
        "__deferred": {
            "uri": "https://<hostname>/odata/v2/EmployeeTimeCalendar(EmployeeTime_externalCode='9d59e47c10434d91afeb3fd664c01093',externalCode='57d8c995114f421eb97ebc2a9c3324')/mdfSystemStatusNav"
        }
    }
}

```

## Related Information

[SAP Business Accelerator Hub: EmployeeTimeCalendar](#)

## 9.4.16.1.8 EmployeeTimeGroup

The entity is used to group EmployeeTime objects for special use cases. Currently it is used for recurring absences and linking of absences.

### Supported Operations

Query

### Properties and Navigation Properties

This section lists only the properties and navigation properties that require special business logic, permission, or other additional information. For more information, refer to the API dictionary in [Admin Center](#) [API Center](#) [OData API Data Dictionary](#) or the API metadata using query: `https://<api-server>/odata/v2/<Entity>/$metadata`.

#### Properties

Property	Description
externalCode	External Code. This is a business key and is required.
userId	External Name for all relevant languages. This field is required.
itemsCategory	This indicates what items this employee time group contains. Values: LINKED_ABSENCES or RECURRING_ABSENCES. This field is required.

#### Navigation Properties

Navigation Property	Related Entity	Description
items	EmployeeTimeGroupItem	Navigation to EmployeeTimeGroupItem
userIdNav	User	Navigation to User

### Code Examples

URI: `http://<api-server>/odata/v2/EmployeeTimeGroup('76931234932b4666820c4be07a0a7c2a')?$expand=items&$format=JSON`

## Sample Code

```
{
  "d": {
    "__metadata": {
      "uri": "https://<api-server>/odata/v2/EmployeeTimeGroup('76931234932b4666820c4be07a0a7c2a')",
      "type": "SFOData.EmployeeTimeGroup"
    },
    "externalCode": "76931234932b4666820c4be07a0a7c2a",
    "mdfSystemObjectType": "EmployeeTimeGroup",
    "mdfSystemEffectiveEndDate": "/Date(25340221440000)/",
    "mdfSystemVersionId": null,
    "lastModifiedDateTime": "/Date(1461325378000+0000)/",
    "mdfSystemTransactionSequence": "1",
    "mdfSystemRecordId": "7EC32545B28C4888AF677383389ED2AF",
    "createdBy": "admin",
    "mdfSystemEntityId": "42D3F5A0CF3F47BA8ED3D9B42A029444",
    "userId": "mhoff",
    "createdDateTime": "/Date(1461325377000+0000)/",
    "lastModifiedBy": "admin",
    "mdfSystemStatus": "A",
    "lastModifiedDate": "/Date(1461332578000)/",
    "mdfSystemEffectiveStartDate": "/Date(-220898880000)/",
    "itemsCategory": "LINKED_ABSENCES",
    "lastModifiedDateWithTZ": "/Date(1461325378000+0000)/",
    "createdDate": "/Date(1461332577000)/",
    "mdfSystemRecordStatus": "N",
    "mdfSystemRecordStatusNav": {
      "__deferred": {
        "uri": "https://<api-server>/odata/v2/EmployeeTimeGroup('76931234932b4666820c4be07a0a7c2a')/mdfSystemRecordStatusNav"
      }
    },
    "itemsCategoryNav": {
      "__deferred": {
        "uri": "https://<api-server>/odata/v2/EmployeeTimeGroup('76931234932b4666820c4be07a0a7c2a')/itemsCategoryNav"
      }
    },
    "userIdNav": {
      "__deferred": {
        "uri": "https://<api-server>/odata/v2/EmployeeTimeGroup('76931234932b4666820c4be07a0a7c2a')/userIdNav"
      }
    },
    "items": {
      "results": [
        {
          "__metadata": {
            "uri": "https://<api-server>/odata/v2/EmployeeTimeGroupItem(EmployeeTimeGroup_externalCode='76931234932b4666820c4be07a0a7c2a',mdfSystemExternalCode='462e517c09dc49248f6d25b704ede3ac')",
            "type": "SFOData.EmployeeTimeGroupItem"
          },
          "EmployeeTimeGroup_externalCode": "76931234932b4666820c4be07a0a7c2a",
          "mdfSystemExternalCode": "462e517c09dc49248f6d25b704ede3ac",
          "mdfSystemObjectType": "EmployeeTimeGroupItem",
          "mdfSystemEffectiveEndDate": "/Date(25340221440000)/",
          "mdfSystemVersionId": null,
          "employeeTime": "ad2946e1c07d4f97a61535c0b7f796aa",
          "lastModifiedDateTime": "/Date(1461325378000+0000)/",
          "mdfSystemTransactionSequence": "1",
          "mdfSystemRecordId": "AD58F8FFFC741F7974C3ADDF0C96DE6",
          "createdBy": "admin",
          "mdfSystemEntityId": "197DDFB6AF8E4D61AFBE5FF516C0F8DD",
          "createdDateTime": "/Date(1461325378000+0000)/",

```

```

    "lastModifiedBy": "admin",
    "mdfSystemStatus": "A",
    "lastModifiedDate": "/Date(1461332578000)/",
    "mdfSystemEffectiveStartDate": "/Date(-2208988800000)/",
    "lastModifiedDateWithTZ": "/Date(1461325378000+0000)/",
    "comment": null,
    "createdDate": "/Date(1461332578000)/",
    "mdfSystemRecordStatus": "N",
    "employeeTimeNav": {
      "__deferred": {
        "uri": "https://<api-server>/odata/v2/EmployeeTimeGroupItem(EmployeeTimeGroup_externalCode='76931234932b4666820c4be07a0a7c2a',mdfSystemExternalCode='462e517c09dc49248f6d25b704ede3ac')/employeeTimeNav"
      }
    },
    "mdfSystemRecordStatusNav": {
      "__deferred": {
        "uri": "https://<api-server>/odata/v2/EmployeeTimeGroupItem(EmployeeTimeGroup_externalCode='76931234932b4666820c4be07a0a7c2a',mdfSystemExternalCode='462e517c09dc49248f6d25b704ede3ac')/mdfSystemRecordStatusNav"
      }
    },
    "mdfSystemStatusNav": {
      "__deferred": {
        "uri": "https://<api-server>/odata/v2/EmployeeTimeGroupItem(EmployeeTimeGroup_externalCode='76931234932b4666820c4be07a0a7c2a',mdfSystemExternalCode='462e517c09dc49248f6d25b704ede3ac')/mdfSystemStatusNav"
      }
    }
  },
  {
    "__metadata": {
      "uri": "https://<api-server>/odata/v2/EmployeeTimeGroupItem(EmployeeTimeGroup_externalCode='76931234932b4666820c4be07a0a7c2a',mdfSystemExternalCode='2eec85bedcb54f4bac432c743a61d394')",
      "type": "SFOData.EmployeeTimeGroupItem"
    },
    "EmployeeTimeGroup_externalCode": "76931234932b4666820c4be07a0a7c2a",
    "mdfSystemExternalCode": "2eec85bedcb54f4bac432c743a61d394",
    "mdfSystemObjectType": "EmployeeTimeGroupItem",
    "mdfSystemEffectiveEndDate": "/Date(253402214400000)/",
    "mdfSystemVersionId": null,
    "employeeTime": "2bbf683e5d504e7e8ec955c2698ddc56",
    "lastModifiedDateTime": "/Date(1461325378000+0000)/",
    "mdfSystemTransactionSequence": "1",
    "mdfSystemRecordId": "B410E96B4B87460586A89D7C93BFDCE1",
    "createdBy": "admin",
    "mdfSystemEntityId": "7C2A5E6D782645F4A99553BD6CBA9A06",
    "createdDateTime": "/Date(1461325378000+0000)/",
    "lastModifiedBy": "admin",
    "mdfSystemStatus": "A",
    "lastModifiedDate": "/Date(1461332578000)/",
    "mdfSystemEffectiveStartDate": "/Date(-2208988800000)/",
    "lastModifiedDateWithTZ": "/Date(1461325378000+0000)/",
    "comment": null,
    "createdDate": "/Date(1461332578000)/",
    "mdfSystemRecordStatus": "N",
    "employeeTimeNav": {
      "__deferred": {
        "uri": "https://<api-server>/odata/v2/EmployeeTimeGroupItem(EmployeeTimeGroup_externalCode='76931234932b4666820c4be07a0a7c2a',mdfSystemExternalCode='2eec85bedcb54f4bac432c743a61d394')/employeeTimeNav"
      }
    },
    "mdfSystemRecordStatusNav": {
      "__deferred": {

```



```

        "uri": "https://<api-server>/odata/v2/
EmployeeTimeGroupItem(EmployeeTimeGroup_externalCode='76931234932b4666820c4be07a0
a7c2a',mdfSystemExternalCode='2eec85bedcb54f4bac432c743a61d394')/
mdfSystemRecordStatusNav"
    },
    "mdfSystemStatusNav": {
        "__deferred": {
            "uri": "https://<api-server>/odata/v2/
EmployeeTimeGroupItem(EmployeeTimeGroup_externalCode='76931234932b4666820c4be07a0
a7c2a',mdfSystemExternalCode='2eec85bedcb54f4bac432c743a61d394')/
mdfSystemStatusNav"
        }
    }
}
]
},
"mdfSystemStatusNav": {
    "__deferred": {
        "uri": "https://<api-server>/odata/v2/
EmployeeTimeGroup('76931234932b4666820c4be07a0a7c2a')/mdfSystemStatusNav"
    }
}
}
}
}

```

## Related Information

[SAP Business Accelerator Hub: EmployeeTimeGroup](#)

### 9.4.16.1.9 EmployeeTimeGroupItem

This entity is an item of an EmployeeTimeGroup. It stores a reference to an EmployeeTime.

## Supported Operations

Query

## Properties and Navigation Properties

This section lists only the properties and navigation properties that require special business logic, permission, or other additional information. For more information, refer to the API dictionary in [Admin Center](#) [API Center](#) [OData API Data Dictionary](#) or the API metadata using query: `https://<api-server>/odata/v2/<Entity>/$metadata`.

## Properties

Property	Business Key	Required Field	Description
externalCode	Yes	Yes	External Code
comment	No	Yes	Optional comment

## Navigation Properties

Navigation Property	Related Entity	Description
employeeTimeNav	User	Navigation to EmployeeTime

## Code Examples

URI: [http://<api-server>/odata/v2/EmployeeTimeGroup\('76931234932b4666820c4be07a0a7c2a'\)?\\$select=items&\\$expand=items,items/employeeTimeNav&\\$format=JSON](http://<api-server>/odata/v2/EmployeeTimeGroup('76931234932b4666820c4be07a0a7c2a')?$select=items&$expand=items,items/employeeTimeNav&$format=JSON)

### Sample Code

```
{
  "d": {
    "__metadata": {
      "uri": "https://<api-server>/odata/v2/EmployeeTimeGroup('76931234932b4666820c4be07a0a7c2a')",
      "type": "SFOData.EmployeeTimeGroup"
    },
    "items": {
      "results": [
        {
          "__metadata": {
            "uri": "https://<api-server>/odata/v2/EmployeeTimeGroupItem(EmployeeTimeGroup_externalCode='76931234932b4666820c4be07a0a7c2a',mdfSystemExternalCode='462e517c09dc49248f6d25b704ede3ac')",
            "type": "SFOData.EmployeeTimeGroupItem"
          },
          "EmployeeTimeGroup_externalCode": "76931234932b4666820c4be07a0a7c2a",
          "mdfSystemExternalCode": "462e517c09dc49248f6d25b704ede3ac",
          "mdfSystemObjectType": "EmployeeTimeGroupItem",
          "mdfSystemEffectiveEndDate": "/Date(253402214400000)/",
          "mdfSystemVersionId": null,
          "employeeTime": "ad2946e1c07d4f97a61535c0b7f796aa",
          "lastModifiedDateTime": "/Date(1461325378000+0000)/",
          "mdfSystemTransactionSequence": "1",
          "mdfSystemRecordId": "AD58F8FFFC741F7974C3ADDF0C96DE6",
          "createdBy": "admin",
          "mdfSystemEntityId": "197DDFB6AF8E4D61AFBE5FF516C0F8DD",
          "createdDateTime": "/Date(1461325378000+0000)/",
          "lastModifiedBy": "admin",
          "mdfSystemStatus": "A",
          "lastModifiedDate": "/Date(1461332578000)/",
          "mdfSystemEffectiveStartDate": "/Date(-2208988800000)/",
          "lastModifiedDateWithTZ": "/Date(1461325378000+0000)/",
          "comment": null,
          "createdDate": "/Date(1461332578000)/",
          "mdfSystemRecordStatus": "N",
          "employeeTimeNav": {
            "__metadata": {
              "uri": "https://<api-server>/odata/v2/EmployeeTime('ad2946e1c07d4f97a61535c0b7f796aa')",
              "type": "SFOData.EmployeeTime"
            }
          }
        }
      ]
    }
  }
}
```

```

    },
    "externalCode": "ad2946e1c07d4f97a61535c0b7f796aa",
    "quantityInDays": "1",
    "mdfSystemObjectType": "EmployeeTime",
    "cancellationWorkflowRequestId": null,
    "endDate": "/Date(1461024000000)/",
    "lastModifiedDateTime": "/Date(1461325378000+0000)/",
    "endTime": null,
    "timeType": "SICK_LEAVE_ESP",
    "startTime": null,
    "mdfSystemRecordId": "B286283D196A41E682D1496F25092A11",
    "mdfSystemEntityId": "2EFE4056015046FCBB092E541FEE3E64",
    "userId": "vdelbosque",
    "fractionQuantity": "1",
    "approvalStatus": "APPROVED",
    "mdfSystemStatus": "A",
    "createdDate": "/Date(1461330833000)/",
    "mdfSystemRecordStatus": "N",
    "undeterminedEndDate": false,
    "editable": true,
    "createdBy": "admin",
    "lastModifiedBy": "admin",
    "createdDateTime": "/Date(1461323633000+0000)/",
    "loaExpectedReturnDate": null,
    "mdfSystemEffectiveStartDate": "/Date(-2208988800000)/",
    "comment": null,
    "loaStartJobInfoId": null,
    "startDate": "/Date(1461024000000)/",
    "mdfSystemEffectiveEndDate": "/Date(253402214400000)/",
    "mdfSystemVersionId": null,
    "recurrenceGroup": null,
    "mdfSystemTransactionSequence": "1",
    "timeRecordOrigin": null,
    "workflowRequestId": null,
    "loaActualReturnDate": null,
    "lastModifiedDateWithTZ": "/Date(1461325378000+0000)/",
    "quantityInHours": "8",
    "flexibleRequesting": false,
    "deductionQuantity": "1",
    "loaEndJobInfoId": null,
    "originalQuantityInDays": "1",
    "lastModifiedDate": "/Date(1461332578000)/",
    "recurrenceGroupNav": {
      "__deferred": {
        "uri": "https://<api-server>/odata/v2/EmployeeTime('ad2946e1c07d4f97a61535c0b7f796aa')/recurrenceGroupNav"
      }
    },
    "timeCalendar": {
      "__deferred": {
        "uri": "https://<api-server>/odata/v2/EmployeeTime('ad2946e1c07d4f97a61535c0b7f796aa')/timeCalendar"
      }
    },
    "countryExtensionESP": {
      "__deferred": {
        "uri": "https://<api-server>/odata/v2/EmployeeTime('ad2946e1c07d4f97a61535c0b7f796aa')/countryExtensionESP"
      }
    },
    "timeTypeNav": {
      "__deferred": {
        "uri": "https://<api-server>/odata/v2/EmployeeTime('ad2946e1c07d4f97a61535c0b7f796aa')/timeTypeNav"
      }
    },
    "approvalStatusNav": {
      "__deferred": {

```

```

        "uri": "https://<api-server>/odata/v2/
EmployeeTime('ad2946e1c07d4f97a61535c0b7f796aa')/approvalStatusNav"
    },
    "countryExtensionDEU": {
        "__deferred": {
            "uri": "https://<api-server>/odata/v2/
EmployeeTime('ad2946e1c07d4f97a61535c0b7f796aa')/countryExtensionDEU"
        }
    },
    "mdfSystemStatusNav": {
        "__deferred": {
            "uri": "https://<api-server>/odata/v2/
EmployeeTime('ad2946e1c07d4f97a61535c0b7f796aa')/mdfSystemStatusNav"
        }
    },
    "timeRecordOriginNav": {
        "__deferred": {
            "uri": "https://<api-server>/odata/v2/
EmployeeTime('ad2946e1c07d4f97a61535c0b7f796aa')/timeRecordOriginNav"
        }
    },
    "mdfSystemRecordStatusNav": {
        "__deferred": {
            "uri": "https://<api-server>/odata/v2/
EmployeeTime('ad2946e1c07d4f97a61535c0b7f796aa')/mdfSystemRecordStatusNav"
        }
    },
    "userIdNav": {
        "__deferred": {
            "uri": "https://<api-server>/odata/v2/
EmployeeTime('ad2946e1c07d4f97a61535c0b7f796aa')/userIdNav"
        }
    },
    "mdfSystemRecordStatusNav": {
        "__deferred": {
            "uri": "https://<api-server>/odata/v2/
EmployeeTimeGroupItem(EmployeeTimeGroup_externalCode='76931234932b4666820c4be07a0
a7c2a',mdfSystemExternalCode='462e517c09dc49248f6d25b704ede3ac')/
mdfSystemRecordStatusNav"
        }
    },
    "mdfSystemStatusNav": {
        "__deferred": {
            "uri": "https://<api-server>/odata/v2/
EmployeeTimeGroupItem(EmployeeTimeGroup_externalCode='76931234932b4666820c4be07a0
a7c2a',mdfSystemExternalCode='462e517c09dc49248f6d25b704ede3ac')/
mdfSystemStatusNav"
        }
    },
    {
        "__metadata": {
            "uri": "https://<api-server>/odata/v2/
EmployeeTimeGroupItem(EmployeeTimeGroup_externalCode='76931234932b4666820c4be07a0
a7c2a',mdfSystemExternalCode='2eec85bedcb54f4bac432c743a61d394')",
            "type": "SFOData.EmployeeTimeGroupItem"
        },
        "EmployeeTimeGroup_externalCode": "76931234932b4666820c4be07a0a7c2a",
        "mdfSystemExternalCode": "2eec85bedcb54f4bac432c743a61d394",
        "mdfSystemObjectType": "EmployeeTimeGroupItem",
        "mdfSystemEffectiveEndDate": "/Date(253402214400000)/",
        "mdfSystemVersionId": null,
        "employeeTime": "2bbf683e5d504e7e8ec955c2698ddc56",
        "lastModifiedDateTime": "/Date(1461325378000+0000)/",
        "mdfSystemTransactionSequence": "1",
        "mdfSystemRecordId": "B410E96B4B87460586A89D7C93BFDCE1",
    }
}

```

```

    "createdBy": "admin",
    "mdfSystemEntityId": "7C2A5E6D782645F4A99553BD6CBA9A06",
    "createdDateTime": "/Date(1461325378000+0000)/",
    "lastModifiedBy": "admin",
    "mdfSystemStatus": "A",
    "lastModifiedDate": "/Date(1461332578000)/",
    "mdfSystemEffectiveStartDate": "/Date(-2208988800000)/",
    "lastModifiedDateWithTZ": "/Date(1461325378000+0000)/",
    "comment": null,
    "createdDate": "/Date(1461332578000)/",
    "mdfSystemRecordStatus": "N",
    "employeeTimeNav": {
      "__metadata": {
        "uri": "https://<api-server>/odata/v2/EmployeeTime('2bbf683e5d504e7e8ec955c2698ddc56')",
        "type": "SFOData.EmployeeTime"
      },
      "externalCode": "2bbf683e5d504e7e8ec955c2698ddc56",
      "quantityInDays": "1",
      "mdfSystemObjectType": "EmployeeTime",
      "cancellationWorkflowRequestId": null,
      "endDate": "/Date(1460937600000)/",
      "lastModifiedDateTime": "/Date(1461325378000+0000)/",
      "endTime": null,
      "timeType": "SICK_LEAVE_ESP",
      "startTime": null,
      "mdfSystemRecordId": "871E929757174F8E97DB9DD788AD1CEC",
      "mdfSystemEntityId": "A31ADC02E0964AD4BC80FE8E1EC2695C",
      "userId": "vdelbosque",
      "fractionQuantity": "1",
      "approvalStatus": "APPROVED",
      "mdfSystemStatus": "A",
      "createdDate": "/Date(1461330424000)/",
      "mdfSystemRecordStatus": "N",
      "undeterminedEndDate": false,
      "editable": true,
      "createdBy": "admin",
      "lastModifiedBy": "admin",
      "createdDateTime": "/Date(1461323224000+0000)/",
      "loaExpectedReturnDate": null,
      "mdfSystemEffectiveStartDate": "/Date(-2208988800000)/",
      "comment": null,
      "loaStartJobInfoId": null,
      "startDate": "/Date(1460937600000)/",
      "mdfSystemEffectiveEndDate": "/Date(253402214400000)/",
      "mdfSystemVersionId": null,
      "recurrenceGroup": null,
      "mdfSystemTransactionSequence": "1",
      "timeRecordOrigin": null,
      "workflowRequestId": null,
      "loaActualReturnDate": null,
      "lastModifiedDateWithTZ": "/Date(1461325378000+0000)/",
      "quantityInHours": "8",
      "flexibleRequesting": false,
      "deductionQuantity": "1",
      "loaEndJobInfoId": null,
      "originalQuantityInDays": "1",
      "lastModifiedDate": "/Date(1461332578000)/",
      "recurrenceGroupNav": {
        "__deferred": {
          "uri": "https://<api-server>/odata/v2/EmployeeTime('2bbf683e5d504e7e8ec955c2698ddc56')/recurrenceGroupNav"
        }
      },
      "timeCalendar": {
        "__deferred": {
          "uri": "https://<api-server>/odata/v2/EmployeeTime('2bbf683e5d504e7e8ec955c2698ddc56')/timeCalendar"
        }
      }
    }
  },
  "timeCalendar": {
    "__deferred": {
      "uri": "https://<api-server>/odata/v2/EmployeeTime('2bbf683e5d504e7e8ec955c2698ddc56')/timeCalendar"
    }
  }
}

```

```

    }
  },
  "countryExtensionESP": {
    "__deferred": {
      "uri": "https://<api-server>/odata/v2/EmployeeTime('2bbf683e5d504e7e8ec955c2698ddc56')/countryExtensionESP"
    }
  },
  "timeTypeNav": {
    "__deferred": {
      "uri": "https://<api-server>/odata/v2/EmployeeTime('2bbf683e5d504e7e8ec955c2698ddc56')/timeTypeNav"
    }
  },
  "approvalStatusNav": {
    "__deferred": {
      "uri": "https://<api-server>/odata/v2/EmployeeTime('2bbf683e5d504e7e8ec955c2698ddc56')/approvalStatusNav"
    }
  },
  "countryExtensionDEU": {
    "__deferred": {
      "uri": "https://<api-server>/odata/v2/EmployeeTime('2bbf683e5d504e7e8ec955c2698ddc56')/countryExtensionDEU"
    }
  },
  "mdfSystemStatusNav": {
    "__deferred": {
      "uri": "https://<api-server>/odata/v2/EmployeeTime('2bbf683e5d504e7e8ec955c2698ddc56')/mdfSystemStatusNav"
    }
  },
  "timeRecordOriginNav": {
    "__deferred": {
      "uri": "https://<api-server>/odata/v2/EmployeeTime('2bbf683e5d504e7e8ec955c2698ddc56')/timeRecordOriginNav"
    }
  },
  "mdfSystemRecordStatusNav": {
    "__deferred": {
      "uri": "https://<api-server>/odata/v2/EmployeeTime('2bbf683e5d504e7e8ec955c2698ddc56')/mdfSystemRecordStatusNav"
    }
  },
  "userIdNav": {
    "__deferred": {
      "uri": "https://<api-server>/odata/v2/EmployeeTime('2bbf683e5d504e7e8ec955c2698ddc56')/userIdNav"
    }
  },
  "mdfSystemRecordStatusNav": {
    "__deferred": {
      "uri": "https://<api-server>/odata/v2/EmployeeTimeGroupItem(EmployeeTimeGroup_externalCode='76931234932b4666820c4be07a0a7c2a',mdfSystemExternalCode='2eec85bedcb54f4bac432c743a61d394')/mdfSystemRecordStatusNav"
    }
  },
  "mdfSystemStatusNav": {
    "__deferred": {
      "uri": "https://<api-server>/odata/v2/EmployeeTimeGroupItem(EmployeeTimeGroup_externalCode='76931234932b4666820c4be07a0a7c2a',mdfSystemExternalCode='2eec85bedcb54f4bac432c743a61d394')/mdfSystemStatusNav"
    }
  }
}

```

```
}
}
]
```

## Related Information

[SAP Business Accelerator Hub: EmployeeTimeGroupItem](#)

### 9.4.16.110 Holiday

You use the Holiday object to create holidays for inclusion in a holiday calendar.

This section lists only the properties and navigation properties that require special business logic, permission, or other additional information. For more information, refer to the API dictionary in [Admin Center](#) [API Center](#) [OData API Data Dictionary](#) or the API metadata using query: `https://<api-server>/odata/v2/<Entity>/$metadata`.

## Use Case: Get Specified Holiday

### Request Information

URI	<code>http://&lt;api-server&gt;/odata/v2/Holiday?\$format=json&amp;\$filter=holidayCode%20eq%20'FR-Victory Day'</code>
Headers	Authorization: Basic <Base 64 encoded ("user@company:password")>

### Response

#### Sample Code

```
{
  "d": {
    "results": [
      {
        "__metadata": {
          "uri": "https://<api-server>/odata/v2/Holiday('FR-Victory
Day')",
          "type": "SFOData.Holiday"
        },
        "holidayCode": "FR-Victory Day",
        "name_ko_KR": "유럽 전승 기념일",
        "mdfSystemEffectiveEndDate": "/Date(253402214400000)/",
        "mdfSystemObjectType": "Holiday",
        "mdfSystemVersionId": null,
        "name_ru_RU": "День Победы в Европе (Франция)",

```

```

"lastModifiedDateTime": "/Date(1461163954000+0000)/",
"name_ja_JP": "ヨーロッパ戦勝記念日",
"mdfSystemTransactionSequence": "1",
"mdfSystemRecordId": "E49E3AB6C7D14896A6C1FFD4E839A315",
"mdfSystemEntityId": "139D108B9314467783E6AB93FE05FC98",
"name_localized": "Victory in Europe Day",
"mdfSystemStatus": "A",
"lastModifiedDateWithTZ": "/Date(1461163954000+0000)/",
"name_es_ES": "Día de la Victoria en Europa",
"createdDate": "/Date(1443711833000)/",
"name_defaultValue": "Victory in Europe Day",
"name_fr_FR": "Jour de la Victoire en Europe",
"mdfSystemRecordStatus": "N",
"name_en_US": "Victory in Europe Day",
"name_pt_BR": "Dia da Vitória da Forças Aliadas na Europa",
"oldName": null,
"name_zh_CN": "欧洲胜利日 (法国)",
"country": "FRA",
"createdBy": "sfadmin",
"name_de_DE": "Tag des Sieges",
"lastModifiedBy": "sfadmin",
"createdDateTime": "/Date(1443726233000+0000)/",
"mdfSystemEffectiveStartDate": "/Date(-2208988800000)/",
"lastModifiedDate": "/Date(1461149554000)/",
"name_en_GB": "Victory in Europe Day",
"countryNav": {
  "__deferred": {
    "uri": "https://<api-server>/odata/v2/Holiday('FR-
Victory Day')/countryNav"
  }
},
"nameTranslationTextNav": {
  "__deferred": {
    "uri": "https://<api-server>/odata/v2/Holiday('FR-
Victory Day')/nameTranslationTextNav"
  }
},
"wfRequestNav": {
  "__deferred": {
    "uri": "https://<api-server>/odata/v2/Holiday('FR-
Victory Day')/wfRequestNav"
  }
},
"mdfSystemRecordStatusNav": {
  "__deferred": {
    "uri": "https://<api-server>/odata/v2/Holiday('FR-
Victory Day')/mdfSystemRecordStatusNav"
  }
},
"mdfSystemStatusNav": {
  "__deferred": {
    "uri": "https://<api-server>/odata/v2/Holiday('FR-
Victory Day')/mdfSystemStatusNav"
  }
}
}
]
}
}

```

## Related Information

[SAP Business Accelerator Hub: Holiday](#)



## 9.4.16.1.11 HolidayCategory

The entity contains information about the holiday category. This is used to classify holidays for time valuation purposes.

### Supported Operations

Operation	Description
GET	Query a record

### Properties

This table shows the required fields and business keys for this entity. Check the OData API dictionary in your instance to see the complete list of properties, and check your metadata for navigations and associations.

Property	Business Key	Required Field	Description
externalCode	Yes	Yes	External Code for the holiday category
name	Yes	Yes	Name of the holiday category
description	No	No	Description for the holiday category
entityUUID	No	No	Reference to a holiday category object. Can be either FULL, HALF, or NONE

#### Note

If you have the SAP SuccessFactors Time Tracking subscription, it can also reference any create custom holiday categories created by you.

### Use Case: Filter the holiday category using an external code

Get the details of the holiday category having the external code as Full.

## Request

Operation	Query
HTTP Method	GET
URI	https://<api-server>/odata/v2/HolidayCategory? \$filter=externalCode%20eq%20'FULL'&\$format=json

## Response

```
{
  "d": {
    "results": [
      {
        "__metadata": {
          "uri": "https://<api-server>/odata/v2/HolidayCategory('FULL')",
          "type": "SFOData.HolidayCategory"
        },
        "externalCode": "FULL",
        "description_th_TH": null,
        "description_tl_PH": null,
        "createdDateTime": "/Date(1665123960000+0000)/",
        "description_ca_ES": null,
        "description_hu_HU": null,
        "description_ar_SA": null,
        "externalName_zh_TW": "全天",
        "description_sr_RS": null,
        "externalName_ja_JP": "全日",
        "externalName_hr_HR": "Cijeli dan",
        "externalName_bs_BS": "Penuh",
        "description_nl_NL": null,
        "externalName_en_RTL": null,
        "externalName_hi_IN": "पूर्ण",
        "description_hr_HR": null,
        "externalName_zh_CN": "全部",
        "externalName_sl_SI": "Full",
        "externalName_localized": "Full",
        "externalName_lv_LV": "Pilns",
        "mdfSystemRecordStatus": "N",
        "externalName_bs_ID": "Penuh",
        "externalName_fr_FR": "Totalité",
        "description_lt_LT": null,
        "externalName_hu_HU": "Teljes",
        "externalName_uk_UA": "ПОВНИЙ",
        "externalName_tr_TR": "Tam",
        "externalName_en_GB": "Full",
        "externalName_et_EE": "Täis",
        "description_it_IT": null,
        "externalName_nl_NL": "Volledig",
        "description_fr_FR": null,
        "externalName_defaultValue": "Full",
        "externalName_sk_SK": "Celé",
        "description_hi_IN": null,
        "description_iw_IL": null,
        "mdfSystemStatus": "A",
        "description_zh_TW": null,
        "externalName_cs_CZ": "Celý",
        "description_en_GB": null,
        "description_et_EE": null,
        "externalName_ru_RU": "Полный",
        "description_bg_BG": null,
        "externalName_sv_SW": "Full",
        "externalName_el_GR": "Πλήρες",
        "description_cy_GB": null,
        "externalName_ko_KR": "하루",
      }
    ]
  }
}
```

```

"description_zh_CN": null,
"externalName_sv_SE": "Full",
"description_ro_RO": null,
"description_ko_KR": null,
"externalName_da_DK": "Hel",
"lastModifiedDateTime": "/Date(1665123962000+0000)/",
"entityUUID": "7220D4D9C6C94BC899B0D91C3B7FFDE7",
"description_cs_CZ": null,
"description_pt_BR": null,
"externalName_fr_CA": "Complète",
"description_sk_SK": null,
"description_es_MX": null,
"externalName_fi_FI": "Koko",
"description_es_ES": null,
"externalName_iw_IL": "כָּל",
"description_en_RTL": null,
"externalName_bg_BG": "Пълен",
"externalName_pt_PT": "Completo",
"externalName_pl_PL": "Cały",
"description_defaultValue": null,
"description_sv_SW": null,
"externalName_nb_NO": "Hel",
"description_da_DK": null,
"externalName_ro_RO": "Complet",
"externalName_vi_VN": "ây ù",
"description_en_US": null,
"description_sv_SE": null,
"description_en_DEBUG": null,
"description_ru_RU": null,
"description_tr_TR": null,
"description_ja_JP": null,
"externalName_cy_GB": "Llawn",
"externalName_sr_RS": "Puno",
"description_el_GR": null,
"description_de_DE": null,
"externalName_es_MX": "Completo",
"externalName_ar_SA": "Full",
"externalName_es_ES": "Completas",
"externalName_ca_ES": "Complet",
"description_de_CH": null,
"externalName_pt_BR": "Total",
"description_bs_BS": null,
"externalName_de_CH": "Ganzer Tag",
"description_en_DEBUG_APOS_RTL": null,
"description_bs_ID": null,
"externalName_it_IT": "Completo",
"lastModifiedBy": "v4admin",
"description_fi_FI": null,
"description_nb_NO": null,
"externalName_lt_LT": "Visa",
"externalName_th_TH": "เต็ม",
"description_lv_LV": null,
"externalName_de_DE": "Ganzer Tag",
"description_sl_SI": null,
"description_vi_VN": null,
"createdBy": "v4admin",
"description_fr_CA": null,
"description_localized": null,
"description_pt_PT": null,
"description_uk_UA": null,
"externalName_en_DEBUG_APOS_RTL": null,
"externalName_en_US": "Full",
"description_pl_PL": null,
"externalName_en_DEBUG": null,
"externalName_tl_PH": "Full",
"externalNameTranslationTextNav": {
  "__deferred": {

```

```

        "uri": "https://<api-server>/odata/v2/
HolidayCategory('FULL')/externalNameTranslationTextNav"
    },
    "descriptionTranslationTextNav": {
        "__deferred": {
            "uri": "https://<api-server>/odata/v2/
HolidayCategory('FULL')/descriptionTranslationTextNav"
        }
    },
    "createdByNav": {
        "__deferred": {
            "uri": "https://<api-server>/odata/v2/
HolidayCategory('FULL')/createdByNav"
        }
    },
    "mdfSystemStatusNav": {
        "__deferred": {
            "uri": "https://<api-server>/odata/v2/
HolidayCategory('FULL')/mdfSystemStatusNav"
        }
    },
    "lastModifiedByNav": {
        "__deferred": {
            "uri": "https://<api-server>/odata/v2/
HolidayCategory('FULL')/lastModifiedByNav"
        }
    },
    "mdfSystemRecordStatusNav": {
        "__deferred": {
            "uri": "https://<api-server>/odata/v2/
HolidayCategory('FULL')/mdfSystemRecordStatusNav"
        }
    },
    "wfRequestNav": {
        "__deferred": {
            "uri": "https://<api-server>/odata/v2/
HolidayCategory('FULL')/wfRequestNav"
        }
    }
}
]
}
}

```

## Related Information

[SAP Business Accelerator Hub: HolidayCategory](#)

## 9.4.16.1.12 HolidayPlannedWorkingTimeDetermination

The entity contains information about the Holiday Planned Working Time Determination object. The external code for Holiday Planned Working Time Determination is by default set to [HOLIDAY\\_PLANNED\\_WORKING\\_TIME\\_DETERMINATION](#).

### Supported Operations

Operation	Description
GET	Query a record

### Use Case: Get the Holiday Planned Working Time Details

#### Request

Operation	Query
HTTP Method	GET
URI	<code>https://&lt;api-server&gt;/odata/v2/restricted/HolidayPlannedWorkingTimeDetermination?\$format=json</code>

#### Response

```
{
  "d": {
    "results": [
      {
        "__metadata": {
          "uri": "https://<api-server>/odata/v2/restricted/HolidayPlannedWorkingTimeDetermination(externalCode='HOLIDAY_PLANNED_WORKING_TIME_DETERMINATION',mdfSystemEffectiveStartDate=datetime'2021-03-01T00:00:00')",
          "type": "SFOData.HolidayPlannedWorkingTimeDetermination"
        },
        "mdfSystemEffectiveStartDate": "/Date(1614556800000)/",
        "externalCode": "HOLIDAY_PLANNED_WORKING_TIME_DETERMINATION",
        "lastModifiedDateTime": "/Date(1680061888000+0000)/",
        "entityUUID": "869A699E38AC4579A39B498943B7A8E7",
        "lastModifiedBy": "admin",
        "mdfSystemEffectiveEndDate": "/Date(253402214400000)/",
        "createdDateTime": "/Date(1679912544000+0000)/",
        "mdfSystemRecordStatus": "N",
        "createdBy": "admin",
        "mdfSystemStatus": "A",
        "mdfSystemStatusNav": {
          "__deferred": {
            "uri": "https://<api-server>/odata/v2/restricted/HolidayPlannedWorkingTimeDetermination(externalCode='HOLIDAY_PLANNED_WORKING_TIME_DETERMINATION',mdfSystemEffectiveStartDate=datetime'2021-03-01T00:00:00')/mdfSystemStatusNav"
          }
        }
      }
    ]
  }
}
```



## Properties

This table shows the required fields and business keys for this entity. Check the OData API dictionary in your instance to see the complete list of properties, and check your metadata for navigations and associations.

Property	Business Key	Required Field	Description
externalCode	Yes	Yes	External Code for Holiday Work Pattern.
mdfSystemEffectiveStartDate	Yes	Yes	The date from which this Holiday Planned Working Time Determination is applicable.
lastModifiedDateTime	Yes	No	Date and time when this object was last modified.
entityUUID	No	No	This is an ID generated by the system. It can't be changed and ensures that the object has a stable ID for integration purposes. The UUID stands for "Universally Unique Identifier"
holidayCategory	Yes	Yes	This is the holiday category for which you want to configure the impact on the Planned Working Time.
dayModelVariantIdentifier	Yes	No	This allows you to further specify the planned working time on a partial holiday. The Work Schedule Day Model Variant to be used on a partial holiday is based on this identifier.
lastModifiedBy	Yes	Yes	Name of the user who last modified this object.
createdDateTime	Yes	Yes	The date on which this entry was created.
holidayPlannedWorkingTime	Yes	Yes	The Holiday Planned Working Time based on the holiday category and holiday work pattern to define the impact of the holiday on the planned working time.

Property	Business Key	Required Field	Description
holidayWorkPattern	Yes	Yes	Holiday Work Pattern which groups employees based on their working pattern on holidays. Holiday Work Pattern is assigned to individual employees in the Job Information record.
mdfSystemRecordStatus	Yes	Yes	If the object is active or inactive. Default value is <b>Active</b> .

## Use Case: Get the Holiday Planned Working Time Specification Details

### Request

Operation	Query
HTTP Method	GET
URI	<pre>https://&lt;api-server&gt;/odata/v2/restricted/ HolidayPlannedWorkingTimeDetermination(externalCode='HOLIDAY_PLANNED_WORKING_TIME_DETERMINATION',mdfSystemEffectiveStartDate=datetime'2021-03-01T00:00:00')/ holidayPlannedWorkingTimeSpecifications</pre>

### Response

#### Sample Code

```
{
  "feed": {
    "title": "HolidayPlannedWorkingTimeSpecification",
    "id": "https://<api-server>/odata/v2/restricted/
HolidayPlannedWorkingTimeDetermination(externalCode='HOLIDAY_PLANNED_WORKING_TIME_DETERMINATION',mdfSystemEffectiveStartDate=datetime'2021-03-01T00:00:00')/
holidayPlannedWorkingTimeSpecifications",
    "updated": "2023-04-12T03:54:44Z",
    "link": "",
    "entry": [
      {
        "id": "https://<api-server>/odata/v2/restricted/
HolidayPlannedWorkingTimeSpecification(HolidayPlannedWorkingTimeDetermination_ext
ernalCode='HOLIDAY_PLANNED_WORKING_TIME_DETERMINATION',HolidayPlannedWorkingTimeD
etermination_mdfSystemEffectiveStartDate=datetime'2021-03-01T00:00:00',externalCo
de='4564a7f5d52f4e099ff8c0bc2e6697c3')",
        "title": "",
        "updated": "2023-04-12T03:54:44Z",
        "author": {
          "name": ""
        },
        "link": [
          "",
          ""
        ]
      }
    ]
  }
}
```



```

    ],
    "category": "",
    "content": {
      "properties": {
        "externalCode": "4564a7f5d52f4e099ff8c0bc2e6697c3",
        "HolidayPlannedWorkingTimeDetermination_mdfSystemEffectiveStartDate":
        "2021-03-01T00:00:00",
        "HolidayPlannedWorkingTimeDetermination_externalCode":
        "HOLIDAY_PLANNED_WORKING_TIME_DETERMINATION",
        "lastModifiedDate": "2023-03-29T03:10:32Z",
        "entityUUID": "2EDABB1CD73D4CE0B04BFEF3DBD54E67",
        "holidayCategory": "",
        "dayModelVariantIdentifier": "",
        "lastModifiedBy": "admin",
        "createdDateTime": "2023-03-29T03:10:32Z",
        "holidayPlannedWorkingTime": "REDUCED_PLANNED_WORKING_TIME",
        "holidayWorkPattern": "",
        "mdfSystemRecordStatus": "N",
        "createdBy": "admin"
      }
    }
  },
  {
    "id": "https://<api-server>/odata/v2/restricted/
    HolidayPlannedWorkingTimeSpecification(HolidayPlannedWorkingTimeDetermination_ext
    ernalCode='HOLIDAY_PLANNED_WORKING_TIME_DETERMINATION',HolidayPlannedWorkingTimeD
    etermination_mdfSystemEffectiveStartDate=datetime'2021-03-01T00:00:00',externalCo
    de='03b1c56d0736410e8d54c82f2f86b142')",
    "title": "",
    "updated": "2023-04-12T03:54:44Z",
    "author": {
      "name": ""
    },
    "link": [
      "",
      "",
      "",
      "",
      "",
      "",
      "",
      ""
    ],
    "category": "",
    "content": {
      "properties": {
        "externalCode": "03b1c56d0736410e8d54c82f2f86b142",
        "HolidayPlannedWorkingTimeDetermination_mdfSystemEffectiveStartDate":
        "2021-03-01T00:00:00",
        "HolidayPlannedWorkingTimeDetermination_externalCode":
        "HOLIDAY_PLANNED_WORKING_TIME_DETERMINATION",
        "lastModifiedDate": "2023-03-29T03:10:32Z",
        "entityUUID": "C1DB2B6D5BEF4F1DA0FA1195F9F66BB3",
        "holidayCategory": "HC_NEW",
        "dayModelVariantIdentifier": "",
        "lastModifiedBy": "admin",
        "createdDateTime": "2023-03-29T03:10:32Z",
        "holidayPlannedWorkingTime": "NO_PLANNED_WORKING_TIME",
        "holidayWorkPattern": "",
        "mdfSystemRecordStatus": "N",

```

```

        "createdBy": "admin"
    }
}
},
{
    "id": "https://<api-server>/odata/v2/restricted/
HolidayPlannedWorkingTimeSpecification(HolidayPlannedWorkingTimeDetermination_ext
ernalCode='HOLIDAY_PLANNED_WORKING_TIME_DETERMINATION',HolidayPlannedWorkingTimeD
etermination_mdfSystemEffectiveStartDate=datetime'2021-03-01T00:00:00',externalCo
de='1513fd101a154da9b6dff645aa7cd8c0')",
    "title": "",
    "updated": "2023-04-12T03:54:44Z",
    "author": {
        "name": ""
    },
    "link": [
        "",
        "",
        "",
        "",
        "",
        "",
        "",
        ""
    ],
    "category": "",
    "content": {
        "properties": {
            "externalCode": "1513fd101a154da9b6dff645aa7cd8c0",

"HolidayPlannedWorkingTimeDetermination_mdfSystemEffectiveStartDate":
"2021-03-01T00:00:00",
            "HolidayPlannedWorkingTimeDetermination_externalCode":
"HOLIDAY_PLANNED_WORKING_TIME_DETERMINATION",
            "lastModifiedDate": "2023-03-29T03:10:32Z",
            "entityUUID": "A4BE205E76364F11BCC9C97B9AB60891",
            "holidayCategory": "TestHalf",
            "dayModelVariantIdentifier": "",
            "lastModifiedBy": "admin",
            "createdDateTime": "2023-03-29T03:10:32Z",
            "holidayPlannedWorkingTime": "REDUCED_PLANNED_WORKING_TIME",
            "holidayWorkPattern": "",
            "mdfSystemRecordStatus": "N",
            "createdBy": "admin"
        }
    }
},
{
    "id": "https://<api-server>/odata/v2/restricted/
HolidayPlannedWorkingTimeSpecification(HolidayPlannedWorkingTimeDetermination_ext
ernalCode='HOLIDAY_PLANNED_WORKING_TIME_DETERMINATION',HolidayPlannedWorkingTimeD
etermination_mdfSystemEffectiveStartDate=datetime'2021-03-01T00:00:00',externalCo
de='66bebe2b87154c3fb98cc9ec0b6afca6')",
    "title": "",
    "updated": "2023-04-12T03:54:44Z",
    "author": {
        "name": ""
    },
    "link": [
        "",
        "",
        "",
        "",
        "",
        "",
        "",
        ""
    ],
}

```

```

    "category": "",
    "content": {
      "properties": {
        "externalCode": "66bebe2b87154c3fb98cc9ec0b6afca6",
      }
    }
  },
  "HolidayPlannedWorkingTimeDetermination_mdfSystemEffectiveStartDate":
  "2021-03-01T00:00:00",
  "HolidayPlannedWorkingTimeDetermination_externalCode":
  "HOLIDAY_PLANNED_WORKING_TIME_DETERMINATION",
  "lastModifiedDateTime": "2023-03-29T03:10:32Z",
  "entityUUID": "13E9EC274629444A9DDB7C332B845F54",
  "holidayCategory": "Test category",
  "dayModelVariantIdentifier": "",
  "lastModifiedBy": "admin",
  "createdDateTime": "2023-03-29T03:10:32Z",
  "holidayPlannedWorkingTime": "NO_PLANNED_WORKING_TIME",
  "holidayWorkPattern": "",
  "mdfSystemRecordStatus": "N",
  "createdBy": "admin"
}
},
{
  "id": "https://<api-server>/odata/v2/restricted/
HolidayPlannedWorkingTimeSpecification(HolidayPlannedWorkingTimeDetermination_ext
ernalCode='HOLIDAY_PLANNED_WORKING_TIME_DETERMINATION',HolidayPlannedWorkingTimeD
etermination_mdfSystemEffectiveStartDate=datetime'2021-03-01T00:00:00',externalCo
de='e86f522cb4684a2293a1975c51487464')",
  "title": "",
  "updated": "2023-04-12T03:54:44Z",
  "author": {
    "name": ""
  },
  "link": [
    "",
    "",
    "",
    "",
    "",
    "",
    "",
    ""
  ],
  "category": "",
  "content": {
    "properties": {
      "externalCode": "e86f522cb4684a2293a1975c51487464",
    }
  }
  "HolidayPlannedWorkingTimeDetermination_mdfSystemEffectiveStartDate":
  "2021-03-01T00:00:00",
  "HolidayPlannedWorkingTimeDetermination_externalCode":
  "HOLIDAY_PLANNED_WORKING_TIME_DETERMINATION",
  "lastModifiedDateTime": "2023-03-29T03:10:32Z",
  "entityUUID": "4E6B0DE1B64643FCAD1F9B576B583AD5",
  "holidayCategory": "autofillTest",
  "dayModelVariantIdentifier": "",
  "lastModifiedBy": "admin",
  "createdDateTime": "2023-03-29T03:10:32Z",
  "holidayPlannedWorkingTime": "REDUCED_PLANNED_WORKING_TIME",
  "holidayWorkPattern": "",
  "mdfSystemRecordStatus": "N",
  "createdBy": "admin"
}
},
{
  "id": "https://<api-server>/odata/v2/restricted/
HolidayPlannedWorkingTimeSpecification(HolidayPlannedWorkingTimeDetermination_ext

```



```

    "HolidayPlannedWorkingTimeDetermination_externalCode":
"HOLIDAY_PLANNED_WORKING_TIME_DETERMINATION",
    "lastModifiedDate": "2023-03-29T03:10:32Z",
    "entityUUID": "7F06E878D2B14FE58C22F3401E8B922A",
    "holidayCategory": "Test4",
    "dayModelVariantIdentifier": "",
    "lastModifiedBy": "admin",
    "createdDateTime": "2023-03-29T03:10:32Z",
    "holidayPlannedWorkingTime": "REDUCED_PLANNED_WORKING_TIME",
    "holidayWorkPattern": "",
    "mdfSystemRecordStatus": "N",
    "createdBy": "admin"
  }
},
{
  "id": "https://<api-server>/odata/v2/restricted/
HolidayPlannedWorkingTimeSpecification(HolidayPlannedWorkingTimeDetermination_ext
ernalCode='HOLIDAY_PLANNED_WORKING_TIME_DETERMINATION',HolidayPlannedWorkingTimeD
etermination_mdfSystemEffectiveStartDate=datetime'2021-03-01T00:00:00',externalCo
de='03611f306ef14713aldddaea81b9a693')",
  "title": "",
  "updated": "2023-04-12T03:54:44Z",
  "author": {
    "name": ""
  },
  "link": [
    "",
    "",
    "",
    "",
    "",
    "",
    "",
    ""
  ],
  "category": "",
  "content": {
    "properties": {
      "externalCode": "03611f306ef14713aldddaea81b9a693",
    }
  }
},
{
  "HolidayPlannedWorkingTimeDetermination_mdfSystemEffectiveStartDate":
"2021-03-01T00:00:00",
  "HolidayPlannedWorkingTimeDetermination_externalCode":
"HOLIDAY_PLANNED_WORKING_TIME_DETERMINATION",
  "lastModifiedDate": "2023-03-29T03:10:32Z",
  "entityUUID": "DCFF25E5907845CA9A0E1A39384058CA",
  "holidayCategory": "HALF",
  "dayModelVariantIdentifier": "",
  "lastModifiedBy": "admin",
  "createdDateTime": "2023-03-29T03:10:32Z",
  "holidayPlannedWorkingTime": "REDUCED_PLANNED_WORKING_TIME",
  "holidayWorkPattern": "",
  "mdfSystemRecordStatus": "N",
  "createdBy": "admin"
}
},
{
  "id": "https://<api-server>/odata/v2/restricted/
HolidayPlannedWorkingTimeSpecification(HolidayPlannedWorkingTimeDetermination_ext
ernalCode='HOLIDAY_PLANNED_WORKING_TIME_DETERMINATION',HolidayPlannedWorkingTimeD
etermination_mdfSystemEffectiveStartDate=datetime'2021-03-01T00:00:00',externalCo
de='d62de7b5375c4e5db489f94e57c5445b')",
  "title": "",
  "updated": "2023-04-12T03:54:44Z",
  "author": {
    "name": ""
  }
}
}

```

```

    },
    "link": [
        "",
        "",
        "",
        "",
        "",
        "",
        "",
        ""
    ],
    "category": "",
    "content": {
        "properties": {
            "externalCode": "d62de7b5375c4e5db489f94e57c5445b",
            "HolidayPlannedWorkingTimeDetermination_mdfSystemEffectiveStartDate":
            "2021-03-01T00:00:00",
            "HolidayPlannedWorkingTimeDetermination_externalCode":
            "HOLIDAY_PLANNED_WORKING_TIME_DETERMINATION",
            "lastModifiedDateTime": "2023-03-29T03:10:32Z",
            "entityUUID": "880383FD3CB34590BE7014B82A8C17AE",
            "holidayCategory": "HIGH HOLIDAY",
            "dayModelVariantIdentifier": "",
            "lastModifiedBy": "admin",
            "createdDateTime": "2023-03-29T03:10:32Z",
            "holidayPlannedWorkingTime": "NO_PLANNED_WORKING_TIME",
            "holidayWorkPattern": "",
            "mdfSystemRecordStatus": "N",
            "createdBy": "admin"
        }
    }
},
{
    "id": "https://<api-server>/odata/v2/restricted/
HolidayPlannedWorkingTimeSpecification(HolidayPlannedWorkingTimeDetermination_ext
ernalCode='HOLIDAY_PLANNED_WORKING_TIME_DETERMINATION',HolidayPlannedWorkingTimeD
etermination_mdfSystemEffectiveStartDate=datetime'2021-03-01T00:00:00',externalCo
de='a9ebd026180e43cf9b5ae23627a7f2bc')",
    "title": "",
    "updated": "2023-04-12T03:54:44Z",
    "author": {
        "name": ""
    },
    "link": [
        "",
        "",
        "",
        "",
        "",
        "",
        "",
        ""
    ],
    "category": "",
    "content": {
        "properties": {
            "externalCode": "a9ebd026180e43cf9b5ae23627a7f2bc",
            "HolidayPlannedWorkingTimeDetermination_mdfSystemEffectiveStartDate":
            "2021-03-01T00:00:00",
            "HolidayPlannedWorkingTimeDetermination_externalCode":
            "HOLIDAY_PLANNED_WORKING_TIME_DETERMINATION",
            "lastModifiedDateTime": "2023-03-29T03:27:05Z",
            "entityUUID": "7BB20C974C1D429AB67899B908872372",
            "holidayCategory": "LOW HOLIDAY",
            "dayModelVariantIdentifier": "",
            "lastModifiedBy": "admin",

```

```

        "createdDateTime": "2023-03-29T03:10:32Z",
        "holidayPlannedWorkingTime": "NO_PLANNED_WORKING_TIME",
        "holidayWorkPattern": "",
        "mdfSystemRecordStatus": "N",
        "createdBy": "admin"
    }
},
{
    "id": "https://<api-server>/odata/v2/restricted/
HolidayPlannedWorkingTimeSpecification(HolidayPlannedWorkingTimeDetermination_ext
ernalCode='HOLIDAY_PLANNED_WORKING_TIME_DETERMINATION',HolidayPlannedWorkingTimeD
etermination_mdfSystemEffectiveStartDate=datetime'2021-03-01T00:00:00',externalCo
de='5a888e4d4cde47ce953c7bf2f3c8e260')",
    "title": "",
    "updated": "2023-04-12T03:54:44Z",
    "author": {
        "name": ""
    },
    "link": [
        "",
        "",
        "",
        "",
        "",
        "",
        ""
    ],
    "category": "",
    "content": {
        "properties": {
            "externalCode": "5a888e4d4cde47ce953c7bf2f3c8e260",
            "HolidayPlannedWorkingTimeDetermination_mdfSystemEffectiveStartDate":
"2021-03-01T00:00:00",
            "HolidayPlannedWorkingTimeDetermination_externalCode":
"HOLIDAY_PLANNED_WORKING_TIME_DETERMINATION",
            "lastModifiedDateTime": "2023-03-29T03:27:05Z",
            "entityUUID": "18E3C779C7E246B39F702BFF8B27FB1D",
            "holidayCategory": "IMPORT FULL",
            "dayModelVariantIdentifier": "",
            "lastModifiedBy": "admin",
            "createdDateTime": "2023-03-29T03:10:32Z",
            "holidayPlannedWorkingTime": "NO_PLANNED_WORKING_TIME",
            "holidayWorkPattern": "",
            "mdfSystemRecordStatus": "N",
            "createdBy": "admin"
        }
    },
    "id": "https://<api-server>/odata/v2/restricted/
HolidayPlannedWorkingTimeSpecification(HolidayPlannedWorkingTimeDetermination_ext
ernalCode='HOLIDAY_PLANNED_WORKING_TIME_DETERMINATION',HolidayPlannedWorkingTimeD
etermination_mdfSystemEffectiveStartDate=datetime'2021-03-01T00:00:00',externalCo
de='8a392c191b2b4fc5a5541038188d12df')",
    "title": "",
    "updated": "2023-04-12T03:54:44Z",
    "author": {
        "name": ""
    },
    "link": [
        "",
        "",
        "",
        "",
        ""
    ],


```

```

    },
    "category": "",
    "content": {
      "properties": {
        "externalCode": "8a392c191b2b4fc5a5541038188d12df",
      }
    }
  },
  "HolidayPlannedWorkingTimeDetermination_mdfSystemEffectiveStartDate":
  "2021-03-01T00:00:00",
  "HolidayPlannedWorkingTimeDetermination_externalCode":
  "HOLIDAY_PLANNED_WORKING_TIME_DETERMINATION",
  "lastModifiedDate": "2023-03-29T03:27:05Z",
  "entityUUID": "1F7F0A62634345DFBF0F59466855D836",
  "holidayCategory": "FULL",
  "dayModelVariantIdentifier": "",
  "lastModifiedBy": "admin",
  "createdDateTime": "2023-03-29T03:10:32Z",
  "holidayPlannedWorkingTime": "NO_PLANNED_WORKING_TIME",
  "holidayWorkPattern": "",
  "mdfSystemRecordStatus": "N",
  "createdBy": "admin"
}
},
{
  "id": "https://<api-server>/odata/v2/restricted/
  HolidayPlannedWorkingTimeSpecification(HolidayPlannedWorkingTimeDetermination_ext
  ernalCode='HOLIDAY_PLANNED_WORKING_TIME_DETERMINATION',HolidayPlannedWorkingTimeD
  etermination_mdfSystemEffectiveStartDate=datetime'2021-03-01T00:00:00',externalCo
  de='clb625eb5d754348add7ac1c8a5caf4d')",
  "title": "",
  "updated": "2023-04-12T03:54:44Z",
  "author": {
    "name": ""
  },
  "link": [
    "",
    "",
    "",
    "",
    "",
    "",
    "",
    ""
  ],
  "category": "",
  "content": {
    "properties": {
      "externalCode": "clb625eb5d754348add7ac1c8a5caf4d",
    }
  }
  "HolidayPlannedWorkingTimeDetermination_mdfSystemEffectiveStartDate":
  "2021-03-01T00:00:00",
  "HolidayPlannedWorkingTimeDetermination_externalCode":
  "HOLIDAY_PLANNED_WORKING_TIME_DETERMINATION",
  "lastModifiedDate": "2023-03-29T03:51:28Z",
  "entityUUID": "69BD4D404AF24E7FAF036846F2FAD939",
  "holidayCategory": "",
  "dayModelVariantIdentifier": "",
  "lastModifiedBy": "admin",
  "createdDateTime": "2023-03-29T03:51:28Z",
  "holidayPlannedWorkingTime": "NO_PLANNED_WORKING_TIME",
  "holidayWorkPattern": "",
  "mdfSystemRecordStatus": "N",
  "createdBy": "admin"
}
}

```





## 9.4.16.14 HolidayWorkPattern

The entity contains information about the Holiday Work Pattern object. Holiday Work Pattern allows you to define regular work on public holidays for employees. It also allows you to group employees based on their working pattern on holidays. You can assign the holiday work pattern to an employee in the job information record for that employee.

### Supported Operations

Operation	Description
GET	Query a record

### Properties

This table shows the required fields and business keys for this entity. Check the OData API dictionary in your instance to see the complete list of properties, and check your metadata for navigations and associations.

Property	Business Key	Required Field	Description
externalCode	Yes	Yes	External Code for Holiday Work Pattern.
externalName	Yes	Yes	A meaningful name for the holiday work pattern. For example, No work on holidays .
entityUUID	No	No	This is an ID generated by the system. It can't be changed and ensures that the object has a stable ID for integration purposes. The UUID stands for "Universally Unique Identifier"
mdfSystemRecordStatus	Yes	Yes	If the object is active or inactive. Default value is <b>Active</b> .

## Use Case: Get the Holiday Work Pattern Details

### Request

Operation	Query
HTTP Method	GET
URI	https://<api-server>/odata/v2/restricted/ HolidayWorkPattern?\$format=json

### Response

#### Sample Code

```
{
  "feed": {
    "title": "HolidayWorkPattern",
    "id": "https://<api-server>/odata/v2/restricted/HolidayWorkPattern",
    "updated": "2023-04-12T03:48:34Z",
    "link": "",
    "entry": [
      {
        "id": "https://<api-server>/odata/v2/restricted/  
HolidayWorkPattern('235')",
        "title": "",
        "updated": "2023-04-12T03:48:34Z",
        "author": {
          "name": ""
        },
        "link": [
          "",
          "",
          "",
          "",
          "",
          "",
          ""
        ],
        "category": "",
        "content": {
          "properties": {
            "externalCode": 235,
            "externalName_da_DK": "",
            "lastModifiedDate": "2023-02-15T10:07:22Z",
            "entityUUID": "215BB101B56F4D7F970A9247CA9DFB1E",
            "createdDateTime": "2022-11-28T06:25:58Z",
            "externalName_fr_CA": "",
            "externalName_zh_TW": "",
            "externalName_ja_JP": "",
            "externalName_fi_FI": "",
            "externalName_hr_HR": "",
            "externalName_bs_BS": "",
            "externalName_iw_IL": "",
            "externalName_bg_BG": "",
            "externalName_pt_PT": "",
            "externalName_en_RTL": "",
            "externalName_hi_IN": "",
            "externalName_pl_PL": "",
            "externalName_zh_CN": "",
            "externalName_sl_SI": "",
            "externalName_localized": "No Work on Holidays",
            "externalName_lv_LV": "",
            "mdfSystemRecordStatus": "N",
```



```


        "externalName_ja_JP": "",
        "externalName_fi_FI": "",
        "externalName_hr_HR": "",
        "externalName_bs_BS": "",
        "externalName_iw_IL": "",
        "externalName_bg_BG": "",
        "externalName_pt_PT": "",
        "externalName_en_RTL": "",
        "externalName_hi_IN": "",
        "externalName_pl_PL": "",
        "externalName_zh_CN": "",
        "externalName_sl_SI": "",
        "externalName_localized": "Work On Holidays",
        "externalName_lv_LV": "",
        "mdfSystemRecordStatus": "N",
        "externalName_nb_NO": "",
        "externalName_bs_ID": "",
        "externalName_fr_FR": "",
        "externalName_hu_HU": "",
        "externalName_ro_RO": "",
        "externalName_vi_VN": "",
        "externalName_uk_UA": "",
        "externalName_tr_TR": "",
        "externalName_en_GB": "",
        "externalName_et_EE": "",
        "externalName_nl_NL": "",
        "externalName_cy_GB": "",
        "externalName_sr_RS": "",
        "externalName_defaultValue": "Work On Holidays",
        "externalName_es_MX": "",
        "externalName_ar_SA": "",
        "externalName_sk_SK": "",
        "externalName_es_ES": "",
        "externalName_ca_ES": "",
        "mdfSystemStatus": "A",
        "externalName_pt_BR": "",
        "externalName_de_CH": "",
        "externalName_cs_CZ": "",
        "externalName_ru_RU": "",
        "externalName_it_IT": "",
        "lastModifiedBy": "admin3",
        "externalName_sv_SW": "",
        "externalName_lt_LT": "",
        "externalName_el_GR": "",
        "externalName_th_TH": "",
        "externalName_de_DE": "",
        "externalName_ko_KR": "",
        "createdBy": "admin",
        "externalName_en_DEBUG_APOS_RTL": "",
        "externalName_sv_SE": "",
        "externalName_en_US": "Work On Holidays",
        "externalName_en_DEBUG": "",
        "externalName_tl_PH": ""
    }
}
},
{
    "id": "https://<api-server>/odata/v2/restricted/HolidayWorkPattern('NEWWP')",
    "title": "",
    "updated": "2023-04-12T03:48:34Z",
    "author": {
        "name": ""
    },
    "link": [
        "",
        "",
        ""
    ]
}

```

```

    " ",
    " ",
    " ",
    " "
  ],
  "category": "",
  "content": {
    "properties": {
      "externalCode": "NEWWP",
      "externalName_da_DK": "",
      "lastModifiedDate": "2023-02-27T08:30:06Z",
      "entityUUID": "234021A952C24A6D884566D7047EDE4B",
      "createdDateTime": "2023-02-27T08:29:35Z",
      "externalName_fr_CA": "",
      "externalName_zh_TW": "",
      "externalName_ja_JP": "",
      "externalName_fi_FI": "",
      "externalName_hr_HR": "",
      "externalName_bs_BS": "",
      "externalName_iw_IL": "",
      "externalName_bg_BG": "",
      "externalName_pt_PT": "",
      "externalName_en_RTL": "",
      "externalName_hi_IN": "",
      "externalName_pl_PL": "",
      "externalName_zh_CN": "",
      "externalName_sl_SI": "",
      "externalName_localized": "NEW Work pattern",
      "externalName_lv_LV": "",
      "mdfSystemRecordStatus": "N",
      "externalName_nb_NO": "",
      "externalName_bs_ID": "",
      "externalName_fr_FR": "",
      "externalName_hu_HU": "",
      "externalName_ro_RO": "",
      "externalName_vi_VN": "",
      "externalName_uk_UA": "",
      "externalName_tr_TR": "",
      "externalName_en_GB": "",
      "externalName_et_EE": "",
      "externalName_nl_NL": "",
      "externalName_cy_GB": "",
      "externalName_sr_RS": "",
      "externalName_defaultValue": "NEW Work pattern",
      "externalName_es_MX": "",
      "externalName_ar_SA": "",
      "externalName_sk_SK": "",
      "externalName_es_ES": "",
      "externalName_ca_ES": "",
      "mdfSystemStatus": "A",
      "externalName_pt_BR": "",
      "externalName_de_CH": "",
      "externalName_cs_CZ": "",
      "externalName_ru_RU": "",
      "externalName_it_IT": "",
      "lastModifiedBy": "admin",
      "externalName_sv_SW": "",
      "externalName_lt_LT": "",
      "externalName_el_GR": "",
      "externalName_th_TH": "",
      "externalName_de_DE": "",
      "externalName_ko_KR": "",
      "createdBy": "admin",
      "externalName_en_DEBUG_APOS_RTL": "",
      "externalName_sv_SE": "",
      "externalName_en_US": "NEW Work pattern",
      "externalName_en_DEBUG": "",
      "externalName_tl_PH": ""
    }
  }
}

```



### 9.4.16.1.15 HolidayAssignment

The entity contains more information about a holiday. Information such as the date of the holiday, its class (full or half), and its category is stored in this entity.

#### Operations Allowed

Operation	Description
GET	Query a record

#### Properties

This table shows the required fields and business keys for this entity. Check the OData API dictionary in your instance to see the complete list of properties, and check your metadata for navigations and associations.

Property	Business Key	Required Field	Description
externalCode	Yes	Yes	External Code
date	Yes	Yes	Date of the holiday

Property	Business Key	Required Field	Description
holidayClass	No	No	<p>Defines whether the holiday is a non-working day, half working day or a normal workday. Can be either FULL, HALF, or NONE.</p> <div data-bbox="1141 491 1255 527" data-label="Section-Header"> <p><b>Note</b></p> </div> <div data-bbox="1141 548 1412 993" data-label="Text"> <p>Going forward, we intend to substitute Holiday Class with Holiday Category. If you are reading the holidayClass property for integration purposes using the HolidayCalendar or HolidayAssignment OData API, we recommend that you start consuming the holidayCategory property instead of holidayClass.</p> </div>
holidayCategory	No	No	<p>Reference to a holiday category object. Can be either FULL, HALF, or NONE.</p> <div data-bbox="1141 1178 1255 1213" data-label="Section-Header"> <p><b>Note</b></p> </div> <div data-bbox="1141 1234 1412 1404" data-label="Text"> <p>If you have the Time Tracking subscription, it can also reference any custom holiday categories created by you.</p> </div>
holiday	No	No	Reference to a holiday object

## Navigation Properties

Navigation Property	Related Entity	Description
holidayNav	Holiday	Navigation to the holiday
holidayClassNav	HolidayClass	Navigation to the holiday class

Navigation Propertz	Related Entity	Description
holidayCategoryNav	HolidayCategory	Navigation to the holiday category

## Code Examples

Request for getting all holidays which are assigned for calendar 'HolidayCalendar\_odata':

Query:

```
https://<hostname>/odata/v2/HolidayAssignment?$filter=HolidayCalendar_externalCode eq 'HOLIDAY_US'&$format=json
```

Response

### Sample Code

```
{
  "d": {
    "results": [
      {
        "__metadata": {
          "uri": "https://<api-server>/odata/v2/
HolidayAssignment(HolidayCalendar_externalCode='US_Holidays',date=datetime'2019-1
2-24T00:00:00')",
          "type": "SFOData.HolidayAssignment"
        },
        "date": "/Date(1577145600000)/",
        "HolidayCalendar_externalCode": "US_Holidays",
        "lastModifiedDateTime": "/Date(1665124332000+0000)/",
        "entityUUID": "FB85037C6CD14457BD193040CB79C299",
        "mdfSystemEffectiveEndDate": "/Date(253402214400000)/",
        "createdDateTime": "/Date(1573192894000+0000)/",
        "mdfSystemVersionId": null,
        "holiday": "Christmas",
        "mdfSystemEffectiveStartDate": "/Date(-2208988800000)/",
        "mdfSystemStatus": "A",
        "mdfSystemEntityId": "FB85037C6CD14457BD193040CB79C299",
        "mdfSystemObjectType": "HolidayAssignment",
        "lastModifiedDate": "/Date(1665124332000)/",
        "holidayCategory": "FULL",
        "lastModifiedBy": "v4admin",
        "lastModifiedDateWithTZ": "/Date(1665124332000+0000)/",
        "mdfSystemRecordStatus": "N",
        "mdfSystemTransactionSequence": "1",
        "holidayClass": "FULL",
        "createdDate": "/Date(1573192894000)/",
        "createdBy": "Demo1911",
        "mdfSystemRecordId": "94E79A028A87419D93305788CA4A033C",
        "mdfSystemStatusNav": {
          "__deferred": {
            "uri": "https://<api-server>/odata/v2/
HolidayAssignment(HolidayCalendar_externalCode='US_Holidays',date=datetime'2019-1
2-24T00:00:00')/mdfSystemStatusNav"
          }
        },
        "holidayNav": {
          "__deferred": {
            "uri": "https://<api-server>/odata/v2/
HolidayAssignment(HolidayCalendar_externalCode='US_Holidays',date=datetime'2019-1
2-24T00:00:00')/holidayNav"
          }
        }
      }
    ]
  }
}
```



```

    },
    "holidayCategoryNav": {
      "__deferred": {
        "uri": "https://<api-server>/odata/v2/
HolidayAssignment(HolidayCalendar_externalCode='US_Holidays',date=datetime'2019-1
2-24T00:00:00')/holidayCategoryNav"
      }
    },
    "createdByNav": {
      "__deferred": {
        "uri": "https://<api-server>/odata/v2/
HolidayAssignment(HolidayCalendar_externalCode='US_Holidays',date=datetime'2019-1
2-24T00:00:00')/createdByNav"
      }
    },
    "holidayClassNav": {
      "__deferred": {
        "uri": "https://<api-server>/odata/v2/
HolidayAssignment(HolidayCalendar_externalCode='US_Holidays',date=datetime'2019-1
2-24T00:00:00')/holidayClassNav"
      }
    },
    "lastModifiedByNav": {
      "__deferred": {
        "uri": "https://<api-server>/odata/v2/
HolidayAssignment(HolidayCalendar_externalCode='US_Holidays',date=datetime'2019-1
2-24T00:00:00')/lastModifiedByNav"
      }
    },
    "mdfSystemRecordStatusNav": {
      "__deferred": {
        "uri": "https://<api-server>/odata/v2/
HolidayAssignment(HolidayCalendar_externalCode='US_Holidays',date=datetime'2019-1
2-24T00:00:00')/mdfSystemRecordStatusNav"
      }
    }
  },
  "__metadata": {
    "uri": "https://<api-server>/odata/v2/
HolidayAssignment(HolidayCalendar_externalCode='US_Holidays',date=datetime'2019-1
2-25T00:00:00')",
    "type": "SFOData.HolidayAssignment"
  },
  "date": "/Date(1577232000000)/",
  "HolidayCalendar_externalCode": "US_Holidays",
  "lastModifiedDateTime": "/Date(1665124332000+0000)/",
  "entityUUID": "96BA8D717CDF43E3BB451BCF9068E83B",
  "mdfSystemEffectiveEndDate": "/Date(253402214400000)/",
  "createdDate": "/Date(1573192894000+0000)/",
  "mdfSystemVersionId": null,
  "holiday": "Christmas",
  "mdfSystemEffectiveStartDate": "/Date(-2208988800000)/",
  "mdfSystemStatus": "A",
  "mdfSystemEntityId": "96BA8D717CDF43E3BB451BCF9068E83B",
  "mdfSystemObjectType": "HolidayAssignment",
  "lastModifiedDate": "/Date(1665124332000)/",
  "holidayCategory": "FULL",
  "lastModifiedBy": "v4admin",
  "lastModifiedDateWithTZ": "/Date(1665124332000+0000)/",
  "mdfSystemRecordStatus": "N",
  "mdfSystemTransactionSequence": "1",
  "holidayClass": "FULL",
  "createdDate": "/Date(1573192894000)/",
  "createdBy": "Demo1911",
  "mdfSystemRecordId": "5A72966145714544B13D0932DC6EFC8C",
  "mdfSystemStatusNav": {

```

```

        "__deferred": {
            "uri": "https://<api-server>/odata/v2/
HolidayAssignment(HolidayCalendar_externalCode='US_Holidays',date=datetime'2019-1
2-25T00:00:00')/mdfSystemStatusNav"
        }
    },
    "holidayNav": {
        "__deferred": {
            "uri": "https://<api-server>/odata/v2/
HolidayAssignment(HolidayCalendar_externalCode='US_Holidays',date=datetime'2019-1
2-25T00:00:00')/holidayNav"
        }
    },
    "holidayCategoryNav": {
        "__deferred": {
            "uri": "https://<api-server>/odata/v2/
HolidayAssignment(HolidayCalendar_externalCode='US_Holidays',date=datetime'2019-1
2-25T00:00:00')/holidayCategoryNav"
        }
    },
    "createdByNav": {
        "__deferred": {
            "uri": "https://<api-server>/odata/v2/
HolidayAssignment(HolidayCalendar_externalCode='US_Holidays',date=datetime'2019-1
2-25T00:00:00')/createdByNav"
        }
    },
    "holidayClassNav": {
        "__deferred": {
            "uri": "https://<api-server>/odata/v2/
HolidayAssignment(HolidayCalendar_externalCode='US_Holidays',date=datetime'2019-1
2-25T00:00:00')/holidayClassNav"
        }
    },
    "lastModifiedByNav": {
        "__deferred": {
            "uri": "https://<api-server>/odata/v2/
HolidayAssignment(HolidayCalendar_externalCode='US_Holidays',date=datetime'2019-1
2-25T00:00:00')/lastModifiedByNav"
        }
    },
    "mdfSystemRecordStatusNav": {
        "__deferred": {
            "uri": "https://<api-server>/odata/v2/
HolidayAssignment(HolidayCalendar_externalCode='US_Holidays',date=datetime'2019-1
2-25T00:00:00')/mdfSystemRecordStatusNav"
        }
    }
},
{
    "__metadata": {
        "uri": "https://<api-server>/odata/v2/
HolidayAssignment(HolidayCalendar_externalCode='US_Holidays',date=datetime'2020-0
1-01T00:00:00')",
        "type": "SFOData.HolidayAssignment"
    },
    "date": "/Date(1577836800000)/",
    "HolidayCalendar_externalCode": "US_Holidays",
    "lastModifiedDateTime": "/Date(1665124332000+0000)/",
    "entityUUID": "345A8F9CB6AD4A2E86E67D7DEF9955B5",
    "mdfSystemEffectiveEndDate": "/Date(253402214400000)/",
    "createdDateTime": "/Date(1573192894000+0000)/",
    "mdfSystemVersionId": null,
    "holiday": "NewYear",
    "mdfSystemEffectiveStartDate": "/Date(-2208988800000)/",
    "mdfSystemStatus": "A",
    "mdfSystemEntityId": "345A8F9CB6AD4A2E86E67D7DEF9955B5",
    "mdfSystemObjectType": "HolidayAssignment",

```

```

        "lastModifiedDate": "/Date(1665124332000)/",
        "holidayCategory": "FULL",
        "lastModifiedBy": "v4admin",
        "lastModifiedDateWithTZ": "/Date(1665124332000+0000)/",
        "mdfSystemRecordStatus": "N",
        "mdfSystemTransactionSequence": "1",
        "holidayClass": "FULL",
        "createdDate": "/Date(1573192894000)/",
        "createdBy": "Demol911",
        "mdfSystemRecordId": "E8EA7041D664438B97B02C6B954D0EEB",
        "mdfSystemStatusNav": {
            "__deferred": {
                "uri": "https://<api-server>/odata/v2/
HolidayAssignment(HolidayCalendar_externalCode='US_Holidays',date=datetime'2020-0
1-01T00:00:00')/mdfSystemStatusNav"
            }
        },
        "holidayNav": {
            "__deferred": {
                "uri": "https://<api-server>/odata/v2/
HolidayAssignment(HolidayCalendar_externalCode='US_Holidays',date=datetime'2020-0
1-01T00:00:00')/holidayNav"
            }
        },
        "holidayCategoryNav": {
            "__deferred": {
                "uri": "https://<api-server>/odata/v2/
HolidayAssignment(HolidayCalendar_externalCode='US_Holidays',date=datetime'2020-0
1-01T00:00:00')/holidayCategoryNav"
            }
        },
        "createdByNav": {
            "__deferred": {
                "uri": "https://<api-server>/odata/v2/
HolidayAssignment(HolidayCalendar_externalCode='US_Holidays',date=datetime'2020-0
1-01T00:00:00')/createdByNav"
            }
        },
        "holidayClassNav": {
            "__deferred": {
                "uri": "https://<api-server>/odata/v2/
HolidayAssignment(HolidayCalendar_externalCode='US_Holidays',date=datetime'2020-0
1-01T00:00:00')/holidayClassNav"
            }
        },
        "lastModifiedByNav": {
            "__deferred": {
                "uri": "https://<api-server>/odata/v2/
HolidayAssignment(HolidayCalendar_externalCode='US_Holidays',date=datetime'2020-0
1-01T00:00:00')/lastModifiedByNav"
            }
        },
        "mdfSystemRecordStatusNav": {
            "__deferred": {
                "uri": "https://<api-server>/odata/v2/
HolidayAssignment(HolidayCalendar_externalCode='US_Holidays',date=datetime'2020-0
1-01T00:00:00')/mdfSystemRecordStatusNav"
            }
        }
    },
    {
        "__metadata": {
            "uri": "https://<api-server>/odata/v2/
HolidayAssignment(HolidayCalendar_externalCode='US_Holidays',date=datetime'2021-1
1-01T00:00:00')",
            "type": "SFOData.HolidayAssignment"
        },
        "date": "/Date(1635724800000)/",

```

```

"HolidayCalendar_externalCode": "US_Holidays",
"lastModifiedDate": "/Date(1665124332000+0000)/",
"entityUUID": "2247D38A6EFB4C1E9B67455D22A53493",
"mdfSystemEffectiveEndDate": "/Date(253402214400000)/",
"createdDateTime": "/Date(1573192894000+0000)/",
"mdfSystemVersionId": null,
"holiday": "EasterMonday",
"mdfSystemEffectiveStartDate": "/Date(-2208988800000)/",
"mdfSystemStatus": "A",
"mdfSystemEntityId": "2247D38A6EFB4C1E9B67455D22A53493",
"mdfSystemObjectType": "HolidayAssignment",
"lastModifiedDate": "/Date(1665124332000)/",
"holidayCategory": "FULL",
"lastModifiedBy": "v4admin",
"lastModifiedDateWithTZ": "/Date(1665124332000+0000)/",
"mdfSystemRecordStatus": "N",
"mdfSystemTransactionSequence": "1",
"holidayClass": "FULL",
"createdDate": "/Date(1573192894000)/",
"createdBy": "Demol911",
"mdfSystemRecordId": "E47B5C8C87744C46B801238B60BAFC21",
"mdfSystemStatusNav": {
  "__deferred": {
    "uri": "https://<api-server>/odata/v2/
HolidayAssignment(HolidayCalendar_externalCode='US_Holidays',date=datetime'2021-1
1-01T00:00:00')/mdfSystemStatusNav"
  }
},
"holidayNav": {
  "__deferred": {
    "uri": "https://<api-server>/odata/v2/
HolidayAssignment(HolidayCalendar_externalCode='US_Holidays',date=datetime'2021-1
1-01T00:00:00')/holidayNav"
  }
},
"holidayCategoryNav": {
  "__deferred": {
    "uri": "https://<api-server>/odata/v2/
HolidayAssignment(HolidayCalendar_externalCode='US_Holidays',date=datetime'2021-1
1-01T00:00:00')/holidayCategoryNav"
  }
},
"createdByNav": {
  "__deferred": {
    "uri": "https://<api-server>/odata/v2/
HolidayAssignment(HolidayCalendar_externalCode='US_Holidays',date=datetime'2021-1
1-01T00:00:00')/createdByNav"
  }
},
"holidayClassNav": {
  "__deferred": {
    "uri": "https://<api-server>/odata/v2/
HolidayAssignment(HolidayCalendar_externalCode='US_Holidays',date=datetime'2021-1
1-01T00:00:00')/holidayClassNav"
  }
},
"lastModifiedByNav": {
  "__deferred": {
    "uri": "https://<api-server>/odata/v2/
HolidayAssignment(HolidayCalendar_externalCode='US_Holidays',date=datetime'2021-1
1-01T00:00:00')/lastModifiedByNav"
  }
},
"mdfSystemRecordStatusNav": {
  "__deferred": {
    "uri": "https://<api-server>/odata/v2/
HolidayAssignment(HolidayCalendar_externalCode='US_Holidays',date=datetime'2021-1
1-01T00:00:00')/mdfSystemRecordStatusNav"
  }
}

```

```

    }
  },
  {
    "__metadata": {
      "uri": "https://<api-server>/odata/v2/
HolidayAssignment(HolidayCalendar_externalCode='US_Holidays',date=datetime'2020-1
0-01T00:00:00')",
      "type": "SFOData.HolidayAssignment"
    },
    "date": "/Date(1601510400000)/",
    "HolidayCalendar_externalCode": "US_Holidays",
    "lastModifiedDateTime": "/Date(1665124332000+0000)/",
    "entityUUID": "CDA404574A84465A8686BA643A13237D",
    "mdfSystemEffectiveEndDate": "/Date(253402214400000)/",
    "createdDateTime": "/Date(1599111366000+0000)/",
    "mdfSystemVersionId": null,
    "holiday": "EasterMonday",
    "mdfSystemEffectiveStartDate": "/Date(-2208988800000)/",
    "mdfSystemStatus": "A",
    "mdfSystemEntityId": "CDA404574A84465A8686BA643A13237D",
    "mdfSystemObjectType": "HolidayAssignment",
    "lastModifiedDate": "/Date(1665124332000)/",
    "holidayCategory": "FULL",
    "lastModifiedBy": "v4admin",
    "lastModifiedDateWithTZ": "/Date(1665124332000+0000)/",
    "mdfSystemRecordStatus": "N",
    "mdfSystemTransactionSequence": "1",
    "holidayClass": "FULL",
    "createdDate": "/Date(1599111366000)/",
    "createdBy": "GUNDALARAKES",
    "mdfSystemRecordId": "9600645E622844C387CA4361CFD8BFB1",
    "mdfSystemStatusNav": {
      "__deferred": {
        "uri": "https://<api-server>/odata/v2/
HolidayAssignment(HolidayCalendar_externalCode='US_Holidays',date=datetime'2020-1
0-01T00:00:00')/mdfSystemStatusNav"
      }
    },
    "holidayNav": {
      "__deferred": {
        "uri": "https://<api-server>/odata/v2/
HolidayAssignment(HolidayCalendar_externalCode='US_Holidays',date=datetime'2020-1
0-01T00:00:00')/holidayNav"
      }
    },
    "holidayCategoryNav": {
      "__deferred": {
        "uri": "https://<api-server>/odata/v2/
HolidayAssignment(HolidayCalendar_externalCode='US_Holidays',date=datetime'2020-1
0-01T00:00:00')/holidayCategoryNav"
      }
    },
    "createdByNav": {
      "__deferred": {
        "uri": "https://<api-server>/odata/v2/
HolidayAssignment(HolidayCalendar_externalCode='US_Holidays',date=datetime'2020-1
0-01T00:00:00')/createdByNav"
      }
    },
    "holidayClassNav": {
      "__deferred": {
        "uri": "https://<api-server>/odata/v2/
HolidayAssignment(HolidayCalendar_externalCode='US_Holidays',date=datetime'2020-1
0-01T00:00:00')/holidayClassNav"
      }
    },
    "lastModifiedByNav": {

```

```

        "__deferred": {
          "uri": "https://<api-server>/odata/v2/
HolidayAssignment(HolidayCalendar_externalCode='US_Holidays',date=datetime'2020-1
0-01T00:00:00')/lastModifiedByNav"
        }
      },
      "mdfSystemRecordStatusNav": {
        "__deferred": {
          "uri": "https://<api-server>/odata/v2/
HolidayAssignment(HolidayCalendar_externalCode='US_Holidays',date=datetime'2020-1
0-01T00:00:00')/mdfSystemRecordStatusNav"
        }
      }
    }
  ]
}

```

## Related Information

[SAP Business Accelerator Hub: HolidayAssignment](#)

### 9.4.16.16 HolidayCalendar

A holiday calendar defines all relevant public holidays for an employee.

#### Use Case: Filter holiday calendar by country/region

##### Request

Operation	Query
HTTP Method	GET
URI	https://<api-server>/ odata/v2/HolidayCalendar? \$format=json&\$filter=country%20eq%20'USA'

##### Response

```

{
  "d": {
    "results": [
      {
        "__metadata": {
          "uri": "https://<api-server>/odata/v2/HolidayCalendar('USA')",
          "type": "SFODData.HolidayCalendar"
        },
        "externalCode": "USA",
        "name_ko_KR": null,
        "mdfSystemEffectiveEndDate": "/Date(253402214400000)/",

```

```

"mdfSystemObjectType": "HolidayCalendar",
"mdfSystemVersionId": null,
"name_ru_RU": null,
"lastModifiedDateTime": "/Date(1461164062000+0000)/",
"name_ja_JP": null,
"mdfSystemTransactionSequence": "1",
"mdfSystemRecordId": "935BC7ACBB31419D95265B6AC2699860",
"mdfSystemEntityId": "10AE9CC099AB718BE0530B28080AD5E1",
"name_localized": "USA",
"mdfSystemStatus": "A",
"lastModifiedDateWithTZ": "/Date(1461164062000+0000)/",
"name_es_ES": null,
"createdDate": "/Date(1443711857000)/",
"name_defaultValue": "USA",
"name_fr_FR": null,
"mdfSystemRecordStatus": "N",
"name_en_US": "USA",
"name_pt_BR": null,
"oldName": null,
"name_zh_CN": null,
"country": "USA",
"createdBy": "sfadmin",
"name_de_DE": null,
"lastModifiedBy": "sfadmin",
"createdDateTime": "/Date(1443726257000+0000)/",
"mdfSystemEffectiveStartDate": "/Date(-2208988800000)/",
"lastModifiedDate": "/Date(1461149662000)/",
"name_en_GB": null,
"holidayAssignments": {
  "__deferred": {
    "uri": "https://<api-server>/odata/v2/
HolidayCalendar('USA')/holidayAssignments"
  }
},
"countryNav": {
  "__deferred": {
    "uri": "https://<api-server>/odata/v2/
HolidayCalendar('USA')/countryNav"
  }
},
"nameTranslationTextNav": {
  "__deferred": {
    "uri": "https://<api-server>/odata/v2/
HolidayCalendar('USA')/nameTranslationTextNav"
  }
},
"wfRequestNav": {
  "__deferred": {
    "uri": "https://<api-server>/odata/v2/
HolidayCalendar('USA')/wfRequestNav"
  }
},
"mdfSystemRecordStatusNav": {
  "__deferred": {
    "uri": "https://<api-server>/odata/v2/
HolidayCalendar('USA')/mdfSystemRecordStatusNav"
  }
},
"mdfSystemStatusNav": {
  "__deferred": {
    "uri": "https://<api-server>/odata/v2/
HolidayCalendar('USA')/mdfSystemStatusNav"
  }
}
}
]
}
}

```

## Related Information

[SAP Business Accelerator Hub: HolidayCalendar](#)

### 9.4.16.17 PeriodicTimeAccountUpdateProfile

You can use this entity to specify how regularly you want a periodic update rule to be applied to each time account of a certain time account type. The profile can be assigned to multiple time account types.

## Supported Operations

Query

## Properties and Navigation Properties

This section lists only the properties and navigation properties that require special business logic, permission, or other additional information. For more information, refer to the API dictionary in [Admin Center](#) [API Center](#) [OData API Data Dictionary](#) or the API metadata using query: `https://<api-server>/odata/v2/<Entity>/$metadata`.

### Properties

Property	Business Key	Required Field	Description
externalCode	Yes	Yes	External Code for Periodic Time Account Update Profile.
externalName	No	Yes	Meaningful name for the Periodic Time Account Update Profile.



Property	Business Key	Required Field	Description
frequencyUnit	No	Yes	You can set the update frequency unit as either weeks or months, and the periodic update can run in weekly, monthly, quarterly, half yearly, or yearly cycles. For example, if you set the update frequency unit as months and the update frequency quantity as 6, then your periodic update would run every 6 months.
frequencyQuantity	No	Yes	Specify how often the periodic account update should run. For example, if you select weeks as the update frequency unit and enter "4" here, the periodic account update will run every 4 weeks.
referenceDate	No	Yes	This is the root date from which all the update periods both past and future will be determined. For example, if you enter January 1 2020 in combination with a unit of time/frequency of 4 weeks, then the update periods would be January 1 to 28 2020, December 4 to 31 2019, and so on.
automationLevel	No	Yes	Specify whether periodic account updates should be done automatically or manually. If you choose No Automation, you need to go to Manage Time Off Calendars and create a time account change calendar for each periodic account update run. If you choose Automatic Periodic Updates, the time account change calendars are created and executed automatically.

Property	Business Key	Required Field	Description
offsetInDays	No	Yes	This offset determines when the time account change calendar for automatic periodic updates will be created and executed. For example, if you enter "3", then the account change calendar will be created and executed three days after each periodic update cycle. Please note that you have to enter at least a value of 1 here (no 0 or minus values).
updateRule	No	Yes	Enter the rule to be applied to the rule scenario for the periodic time account update.
country	No	No	Some profiles are country-specific or region-specific. If this one is, specify the relevant country or region here.

## Use Case: Specify How Often Time Account Is Updated

Specify how often time account is updated.

### Request

Operation	Query
HTTP Method	GET
URI	https://<api-server>/odata/v2/PeriodicTimeAccountUpdateProfile('periodic_update_1_week')?\$format=JSON>

### Response

```
{
  "d": {
    "__metadata": {
      "uri": "http://<api-server>/odata/v2/PeriodicTimeAccountUpdateProfile('periodic_update_1_week')",
      "type": "SFOData.PeriodicTimeAccountUpdateProfile"
    },
    "externalCode": "periodic_update_1_week",
    "country": null,
    "frequencyUnit": "WEEKS",
    "externalName_nl_NL": null,
    "lastModifiedDateTime": "/Date(1578409704000+0000)/",
    "entityUUID": "7DBBFE52066149F1B0DBE16F5B2C40C4",
    "createdDateTime": "/Date(1578409704000+0000)/",
    "externalName_defaultValue": null,
    "externalName_es_MX": null,
    "externalName_ar_SA": null,
  }
}
```

```

"externalName_es_ES": null,
"externalName_fr_CA": null,
"externalName_zh_TW": null,
"externalName_pt_BR": null,
"frequencyQuantity": "1",
"offsetInDays": null,
"externalName_pt_PT": null,
"externalName_en_RTL": null,
"externalName_en_SAP_SLS": null,
"externalName_ru_RU": null,
"externalName_it_IT": null,
"lastModifiedBy": "admin3",
"externalName_zh_CN": null,
"externalName_localized": null,
"mdfSystemRecordStatus": "N",
"externalName_th_TH": null,
"automationLevel": "NONE",
"externalName_de_DE": null,
"externalName_ko_KR": null,
"createdBy": "admin3",
"externalName_uk_UA": null,
"referenceDate": "/Date(1577836800000)/",
"externalName_en_US": null,
"externalName_en_DEBUG": null,
"externalName_en_GB": null,
"updateRule": "rns_periodic_update",
"createdByNav": {
  "__deferred": {
    "uri": "http://<api-server>/odata/v2/
PeriodicTimeAccountUpdateProfile('periodic_update_1_week')/createdByNav"
  }
},
"externalNameTranslationTextNav": {
  "__deferred": {
    "uri": "http://
<api-server>/odata/v2/PeriodicTimeAccountUpdateProfile('periodic_update_1_week')/
externalNameTranslationTextNav"
  }
},
"lastModifiedByNav": {
  "__deferred": {
    "uri": "http://<api-server>/odata/v2/
PeriodicTimeAccountUpdateProfile('periodic_update_1_week')/lastModifiedByNav"
  }
},
"mdfSystemRecordStatusNav": {
  "__deferred": {
    "uri": "http://<api-server>/odata/v2/
PeriodicTimeAccountUpdateProfile('periodic_update_1_week')/mdfSystemRecordStatusNav"
  }
},
"automationLevelNav": {
  "__deferred": {
    "uri": "http://<api-server>/odata/v2/
PeriodicTimeAccountUpdateProfile('periodic_update_1_week')/automationLevelNav"
  }
},
"frequencyUnitNav": {
  "__deferred": {
    "uri": "http://<api-server>/odata/v2/
PeriodicTimeAccountUpdateProfile('periodic_update_1_week')/frequencyUnitNav"
  }
},
"countryNav": {
  "__deferred": {
    "uri": "http://<api-server>/odata/v2/
PeriodicTimeAccountUpdateProfile('periodic_update_1_week')/countryNav"
  }
}

```

```

    },
    "wfRequestNav": {
      "__deferred": {
        "uri": "http://<api-server>/odata/v2/
PeriodicTimeAccountUpdateProfile('periodic_update_1_week')/wfRequestNav"
      }
    }
  }
}

```

### 9.4.16.18 ShiftClassification

This object defines the shift classification for either a whole work schedule or a day model. It only holds information.

This section lists only the properties and navigation properties that require special business logic, permission, or other additional information. For more information, refer to the API dictionary in [Admin Center](#) [API Center](#) [OData API Data Dictionary](#) or the API metadata using query: `https://<api-server>/odata/v2/<Entity>/$metadata`.

#### Properties

This table shows the required fields and business keys for this entity. Check the OData API dictionary in your instance to see the complete list of properties, and check your metadata for navigations and associations.

Property	Business Key	Required Field	Description
externalCode	Yes	Yes	External Code
externalName	No	Yes	External Name for all relevant languages
country	No	No	Absence counting methods can be country-specific. If this one is, the relevant country appears here.

#### Code Examples

URI: `http://<api-server>/odata/v2/restricted/ShiftClassification('LATE_SHIFT')?$format=JSON`

##### Sample Code

```

{
  "d": {
    "__metadata": {

```

```

    "uri": "https://<api-server>/odata/v2/restricted/
ShiftClassification('LATE_SHIFT')",
    "type": "SFOData.ShiftClassification"
  },
  "externalCode": "LATE_SHIFT",
  "externalName_ko_KR": null,
  "mdfSystemObjectType": "ShiftClassification",
  "mdfSystemEffectiveEndDate": "/Date(253402214400000)/",
  "mdfSystemVersionId": null,
  "externalName_de_DE": "Spätschicht",
  "externalName_localized": "Late Shift",
  "externalName_defaultValue": "Late Shift",
  "externalName_es_MX": null,
  "lastModifiedDateTime": "/Date(1464014355000+0000)/",
  "externalName_da_DK": null,
  "mdfSystemTransactionSequence": "1",
  "externalName_fi_FI": null,
  "mdfSystemRecordId": "660CD9D767214291B4EF30BF7AC20174",
  "mdfSystemEntityId": "35E1CD6E033C4A588BE8AAD064F8F4AE",
  "mdfSystemStatus": "A",
  "lastModifiedDateWithTZ": "/Date(1464014355000+0000)/",
  "externalName_zh_TW": null,
  "externalName_en_US": "Late Shift",
  "externalName_en_SAP_SLS": null,
  "createdDate": "/Date(1464021555000)/",
  "externalName_ja_JP": null,
  "mdfSystemRecordStatus": "N",
  "externalName_pl_PL": null,
  "country": "DEU",
  "createdBy": "admin",
  "externalName_it_IT": null,
  "externalName_en_RTL": null,
  "lastModifiedBy": "admin",
  "createdDate": "/Date(1464014355000+0000)/",
  "mdfSystemEffectiveStartDate": "/Date(-2208988800000)/",
  "lastModifiedDate": "/Date(1464021555000)/",
  "externalName_en_GB": null,
  "externalName_es_ES": null,
  "externalName_nl_NL": null,
  "externalName_zh_CN": null,
  "externalName_en_DEBUG": null,
  "externalName_fr_FR": null,
  "externalNameTranslationTextNav": {
    "__deferred": {
      "uri": "https://<api-server>/odata/v2/restricted/
ShiftClassification('LATE_SHIFT')/externalNameTranslationTextNav"
    }
  }
}
}
}

```

## Related Information

[SAP Business Accelerator Hub: ShiftClassification](#)

## 9.4.16.1.19 TemporaryTimeInformation

This object defines deviating time information for period for a user. It is used, for example, if an employee is on vacation and someone else needs to take over their work schedule for the vacation period.

### Operations Allowed

Operation	Query
Get	Query a record
Create	Create a record
Update	Update a record
Upsert	Update an existing record or create a new one
Delete	Delete a record

### Properties

Here you can see the required fields and business keys for this entity. Check the OData API dictionary in your instance to see the complete list of properties, and check your metadata for navigations, and associations.

Property	Business Key	Required Field	Description
externalCode	Yes	Yes	External Code
startDate	No	Yes	This is the date from which the Temporary Time Information applies
endDate	No	Yes	This is the date from which the Temporary Time Information applies
comment	No	No	Optional comment field

### Navigation Properties

Navigation Property	Related Entity	Description
workScheduleNav	WorkSchedule	Navigation to WorkSchedule
userIdNav	User	Navigation to User

## Code Examples

URI: `http://<hostname>/odata/v2/restricted/`

`TemporaryTimeInformation('d9ad6aea798143d599c63e9f4f251048')?$format=JSON{`

### Sample Code

```
{
  "d": {
    "__metadata": {
      "uri": "https://<hostname>/odata/v2/restricted/TemporaryTimeInformation('d9ad6aea798143d599c63e9f4f251048')", "type": "SFOData.TemporaryTimeInformation"
    },
    "externalCode": "d9ad6aea798143d599c63e9f4f251048",
    "startDate": "/Date(1450569600000)/",
    "mdfSystemObjectType": "TemporaryTimeInformation",
    "mdfSystemEffectiveEndDate": "/Date(253402214400000)/",
    "mdfSystemVersionId": null,
    "workSchedule": "i90306d711",
    "endDate": "/Date(1451088000000)/",
    "effectiveStatus": "A",
    "lastModifiedDateTime": "/Date(1450424588000+0000)/",
    "mdfSystemTransactionSequence": "1",
    "mdfSystemRecordId": "7E23FCD86F7B49568C902989041B1C94",
    "createdBy": "admin",
    "mdfSystemEntityId": "552984EB4B424F7481EA66DF3F9C2A7A",
    "userId": "mhoff",
    "createdDateTime": "/Date(1450424588000+0000)/",
    "lastModifiedBy": "admin",
    "lastModifiedDate": "/Date(1450428188000)/",
    "mdfSystemEffectiveStartDate": "/Date(-2208988800000)/",
    "lastModifiedDateWithTZ": "/Date(1450424588000+0000)/",
    "comment": null,
    "createdDate": "/Date(1450428188000)/",
    "mdfSystemRecordStatus": "N",
    "userIdNav": {
      "__deferred": {
        "uri": "https://<hostname>/odata/v2/restricted/TemporaryTimeInformation('d9ad6aea798143d599c63e9f4f251048')/userIdNav"
      }
    },
    "workScheduleNav": {
      "__deferred": {
        "uri": "https://<hostname>/odata/v2/restricted/TemporaryTimeInformation('d9ad6aea798143d599c63e9f4f251048')/workScheduleNav"
      }
    },
    "dayModelNav": {
      "__deferred": {
        "uri": "https://<hostname>/odata/v2/restricted/TemporaryTimeInformation('d9ad6aea798143d599c63e9f4f251048')/dayModelNav"
      }
    },
    "createdByNav": {
      "__deferred": {
        "uri": "https://<hostname>/odata/v2/restricted/TemporaryTimeInformation('d9ad6aea798143d599c63e9f4f251048')/createdByNav"
      }
    },
    "wfRequestNav": {
      "__deferred": {
        "uri": "https://<hostname>/odata/v2/restricted/TemporaryTimeInformation('d9ad6aea798143d599c63e9f4f251048')/wfRequestNav"
      }
    },
    "lastModifiedByNav": {
      "__deferred": {
        "uri": "https://<hostname>/odata/v2/restricted/TemporaryTimeInformation('d9ad6aea798143d599c63e9f4f251048')/lastModifiedByNav"
      }
    }
  }
}
```

```

    },
    "mdfSystemRecordStatusNav": {
      "__deferred":
      { "uri": "https://<hostname>/odata/v2/restricted/TemporaryTimeInformation('d9ad6aea798143d599c63e9f4f251048')/mdfSystemRecordStatusNav" }
    }
  }
}
}
}

```

## Related Information

[SAP Business Accelerator Hub: TemporaryTimeInformation](#)

### 9.4.16.120 TimeAccount

When an employee has a time profile assigned with time types that refer to time account types, time accounts need to be created. This is done automatically when you assign a time profile to an employee's job information and also during the account creation calendar run.

Operation Allowed	Description
GET	Query a record
POST	Create a new record
PUT	Update an existing record
UPSERT/POST	Update an existing record or create a new one
DELETE	Delete a record

## Properties

Here you can see the required fields and business keys for this entity. Check the OData API dictionary in your instance to see the complete list of properties, and check your metadata for navigations, and associations.

Property	Business Key	Required Field	Description
externalCode	Yes	Yes	External Code
userId	No	No	If userId is entered the work schedule only applies to one particular employee



Property	Business Key	Required Field	Description
accountType	No	Yes	The time account type to which it belongs
startDate	No	Yes	Start date of the account
endDate	No	Yes	End date of the account
bookingStartDate	No	Yes	Start date for bookings for the account
bookingEndDate	No	Yes	End date for bookings for the account
accountClosed	No	No	Is the account closed?

## Navigation Properties

Navigation Property	Related Entity	Description
timeAccountDetails	TimeAccountDetail	Bookings on the account

### Code Examples

#### Example 1

Retrieve data of the time accounts for user Carla Grant of time account type sickness with all included bookings in JSON.

URI: [https://<hostname>/odata/v2/TimeManagementAlertMessage?](https://<hostname>/odata/v2/TimeManagementAlertMessage?TimeManagementAlert_externalCode='d1e3b9e5efa74860807b48af8462018d'&$format=json)

[TimeManagementAlert\\_externalCode='d1e3b9e5efa74860807b48af8462018d'&\\$format=json](https://<hostname>/odata/v2/TimeManagementAlert_externalCode='d1e3b9e5efa74860807b48af8462018d'&$format=json)

Method: GET

Response:

#### Sample Code

```
{
  "d": {
    "results": [
      {
        "__metadata": {
          "uri": "https://<hostname>/odata/v2/TimeAccount('cgrant_sick_current')",
          "type": "SFOData.TimeAccount"
        },
        "externalCode": "cgrant_sick_current",
        "startDate": "/Date(978307200000)/",
        "mdfSystemEffectiveEndDate": "/Date(253402214400000)/",
        "mdfSystemObjectType": "TimeAccount",
        "mdfSystemVersionId": null,
        "accountClosed": false,
        "endDate": "/Date(253402214400000)/",
        "lastModifiedDateTime": "/Date(1493903577000+0000)/",
        "mdfSystemTransactionSequence": "1",
      }
    ]
  }
}
```

```

"mdfSystemRecordId": "0D15EB00E6DF6032E0537A54740A259C",
"mdfSystemEntityId": "0D15EB00F5BA6032E0537A54740A259C",
"userId": "cgrant1",
"mdfSystemStatus": "A",
"lastModifiedDateWithTZ": "/Date(1493903577000+0000)/",
"createdDate": "/Date(1351138546000)/",
"mdfSystemRecordStatus": "N",
"createdBy": "admin",
"lastModifiedBy": "admin",
"createdDateTime": "/Date(1351138546000+0000)/",
"bookingEndDate": "/Date(253402214400000)/",
"accountType": "SICKNESS_CURRENT",
"lastModifiedDate": "/Date(1493903577000)/",
"mdfSystemEffectiveStartDate": "/Date(-2208988800000)/",
"bookingStartDate": "/Date(978307200000)/",
"timeAccountDetails": {
  "results": [
    {
      "__metadata": {
        "uri": "https://<hostname>/odata/v2/
TimeAccountDetail(TimeAccount_externalCode='cgrant_sick_current',externalCode='1'
)",
        "type": "SFOData.TimeAccountDetail"
      },
      "TimeAccount_externalCode": "cgrant_sick_current",
      "externalCode": "1",
      "mdfSystemObjectType": "TimeAccountDetail",
      "mdfSystemEffectiveEndDate": "/
Date(253402214400000)/",
      "mdfSystemVersionId": null,
      "bookingUnit": "DAYS",
      "referenceObject": null,
      "bookingType": "ENTITLEMENT",
      "changeCalendar": null,
      "lastModifiedDateTime": "/Date(1378204814000+0000)/",
      "calendarEntry": null,
      "payoutAccrualSeparated": null,
      "mdfSystemTransactionSequence": "1",
      "mdfSystemRecordId":
"0D15EB0096146032E0537A54740A259C",
      "mdfSystemEntityId":
"0D15EB00F5BB6032E0537A54740A259C",
      "advanced": null,
      "mdfSystemStatus": "A",
      "lastModifiedDateWithTZ": "/
Date(1378204814000+0000)/",
      "createdDate": "/Date(1351138546000)/",
      "mdfSystemRecordStatus": "N",
      "bookingDate": "/Date(1325376000000)/",
      "employeeTime": null,
      "accrualPeriodId": null,
      "bookingAmount": "10",
      "createdBy": "admin",
      "createdDateTime": "/Date(1351138546000+0000)/",
      "lastModifiedBy": "v4admin",
      "lastModifiedDate": "/Date(1378204814000)/",
      "mdfSystemEffectiveStartDate": "/
Date(-2208988800000)/",
      "comment": null,
      "employeeTimeNav": {
        "__deferred": {
          "uri": "https://<hostname>/odata/v2/
TimeAccountDetail(TimeAccount_externalCode='cgrant_sick_current',externalCode='1'
)/employeeTimeNav"
        }
      },
      "calendarEntryNav": {
        "__deferred": {

```

```

        "uri": "https://<hostname>/odata/v2/
TimeAccountDetail(TimeAccount_externalCode='cgrant_sick_current',externalCode='1'
)/calendarEntryNav"
    },
    "bookingTypeNav": {
        "__deferred": {
            "uri": "https://<hostname>/odata/v2/
TimeAccountDetail(TimeAccount_externalCode='cgrant_sick_current',externalCode='1'
)/bookingTypeNav"
        }
    },
    "mdfSystemRecordStatusNav": {
        "__deferred": {
            "uri": "https://<hostname>/odata/v2/
TimeAccountDetail(TimeAccount_externalCode='cgrant_sick_current',externalCode='1'
)/mdfSystemRecordStatusNav"
        }
    },
    "mdfSystemStatusNav": {
        "__deferred": {
            "uri": "https://<hostname>/odata/v2/
TimeAccountDetail(TimeAccount_externalCode='cgrant_sick_current',externalCode='1'
)/mdfSystemStatusNav"
        }
    },
    "bookingUnitNav": {
        "__deferred": {
            "uri": "https://<hostname>/odata/v2/
TimeAccountDetail(TimeAccount_externalCode='cgrant_sick_current',externalCode='1'
)/bookingUnitNav"
        }
    }
},
{
    "__metadata": {
        "uri": "https://<hostname>/odata/v2/
TimeAccountDetail(TimeAccount_externalCode='cgrant_sick_current',externalCode='ae
be6e70d4a94c49b1db3bf5e64bff7d')",
        "type": "SFOData.TimeAccountDetail"
    },
    "TimeAccount_externalCode": "cgrant_sick_current",
    "externalCode": "aebe6e70d4a94c49b1db3bf5e64bff7d",
    "mdfSystemObjectType": "TimeAccountDetail",
    "mdfSystemEffectiveEndDate": "/",
    "Date(25340221440000)/",
    "mdfSystemVersionId": null,
    "bookingUnit": "DAYS",
    "referenceObject": null,
    "bookingType": "EMPLOYEE_TIME",
    "changeCalendar": null,
    "lastModifiedDate": "/Date(1493903577000+0000)/",
    "calendarEntry": "5350e115071f4c5db3c62bfd0c194581",
    "payoutAccrualSeparated": null,
    "mdfSystemTransactionSequence": "1",
    "mdfSystemRecordId":
"AC26CE6E8DE241B88344516DA0993525",
    "mdfSystemEntityId":
"58183CE6A64D427D8E9061D861779454",
    "advanced": false,
    "mdfSystemStatus": "A",
    "lastModifiedDateWithTZ": "/
Date(1493903577000+0000)/",
    "createdDate": "/Date(1493903577000)/",
    "mdfSystemRecordStatus": "N",
    "bookingDate": "/Date(1493856000000)/",
    "employeeTime": "29b4d38647c5493da65722bf3aee8756",
    "accrualPeriodId": null,

```

```

        "bookingAmount": "-1",
        "createdBy": "admin",
        "createdDateTime": "/Date(1493903577000+0000)/",
        "lastModifiedBy": "admin",
        "lastModifiedDate": "/Date(1493903577000)/",
        "mdfSystemEffectiveStartDate": "/"
Date(-2208988800000)/",
        "comment": null,
        "employeeTimeNav": {
            "__deferred": {
                "uri": "https://<hostname>/odata/v2/
TimeAccountDetail(TimeAccount_externalCode='cgrant_sick_current',externalCode='ae
be6e70d4a94c49b1db3bf5e64bff7d')/employeeTimeNav"
            }
        },
        "calendarEntryNav": {
            "__deferred": {
                "uri": "https://<hostname>/odata/v2/
TimeAccountDetail(TimeAccount_externalCode='cgrant_sick_current',externalCode='ae
be6e70d4a94c49b1db3bf5e64bff7d')/calendarEntryNav"
            }
        },
        "bookingTypeNav": {
            "__deferred": {
                "uri": "https://<hostname>/odata/v2/
TimeAccountDetail(TimeAccount_externalCode='cgrant_sick_current',externalCode='ae
be6e70d4a94c49b1db3bf5e64bff7d')/bookingTypeNav"
            }
        },
        "mdfSystemRecordStatusNav": {
            "__deferred": {
                "uri": "https://<hostname>/odata/v2/
TimeAccountDetail(TimeAccount_externalCode='cgrant_sick_current',externalCode='ae
be6e70d4a94c49b1db3bf5e64bff7d')/mdfSystemRecordStatusNav"
            }
        },
        "mdfSystemStatusNav": {
            "__deferred": {
                "uri": "https://<hostname>/odata/v2/
TimeAccountDetail(TimeAccount_externalCode='cgrant_sick_current',externalCode='ae
be6e70d4a94c49b1db3bf5e64bff7d')/mdfSystemStatusNav"
            }
        },
        "bookingUnitNav": {
            "__deferred": {
                "uri": "https://<hostname>/odata/v2/
TimeAccountDetail(TimeAccount_externalCode='cgrant_sick_current',externalCode='ae
be6e70d4a94c49b1db3bf5e64bff7d')/bookingUnitNav"
            }
        }
    }
},
    "wfRequestNav": {
        "__deferred": {
            "uri": "https://<hostname>/odata/v2/
TimeAccount('cgrant_sick_current')/wfRequestNav"
        }
    },
    "mdfSystemRecordStatusNav": {
        "__deferred": {
            "uri": "https://<hostname>/odata/v2/
TimeAccount('cgrant_sick_current')/mdfSystemRecordStatusNav"
        }
    },
    "userIdNav": {
        "__deferred": {

```

```

        "uri": "https://<hostname>/odata/v2/
TimeAccount('cgrant_sick_current')/userIdNav"
    },
    "accountTypeNav": {
        "__deferred": {
            "uri": "https://<hostname>/odata/v2/
TimeAccount('cgrant_sick_current')/accountTypeNav"
        }
    },
    "mdfSystemStatusNav": {
        "__deferred": {
            "uri": "https://<hostname>/odata/v2/
TimeAccount('cgrant_sick_current')/mdfSystemStatusNav"
        }
    }
}
]
}
}

```

## Example 2

Create a new time account for user Carla Grant of time account type Standard\_ACM for the year 2018

URI: [http://<hostname>/odata/v2/TimeAccount?\\$format=json](http://<hostname>/odata/v2/TimeAccount?$format=json)

Method: POST

Body:

### Sample Code

```

{
    "externalCode": "TA_odata",
    "startDate": "/Date(1514764800000)/",
    "endDate": "/Date(1546214400000)/",
    "userId": "cgrant1",
    "bookingEndDate": "/Date(1546214400000)/",
    "bookingStartDate": "/Date(1514764800000)/",
    "accountTypeNav": {
        "__deferred": {
            "uri": "https://<hostname>/odata/v2/
TimeAccountType('Standard_ACM') "
        }
    }
}

```

Response:

### Sample Code

```

{
    "d": {
        "__metadata": {
            "uri": "https://<hostname>/odata/v2/TimeAccount('TA_odata')",
            "type": "SFOData.TimeAccount"
        },
        "startDate": "/Date(1514764800000)/",
        "endDate": "/Date(1546214400000)/",
        "userId": "cgrant1",
        "bookingEndDate": "/Date(1546214400000)/",
        "bookingStartDate": "/Date(1514764800000)/",
    }
}

```

```

    "externalCode": "TA_odata",
    "accountTypeNav": {
      "__deferred": {
        "uri": "https://<hostname>/odata/v2/TimeAccount('TA_odata')/"
      }
    }
  }
}

```

**Example 3: Close the time account for user Carla Grant of time account type Standard\_ACM for the year 2018**

URI: `http://<hostname>/odata/v2/TimeAccount('TA_odata')?$format=json`

Method: PUT

Body:

Sample Code

```

{
  "externalCode": "TA_odata",
  "startDate": "/Date(1514764800000)/",
  "endDate": "/Date(1546214400000)/",
  "userId": "cgrant1",
  "bookingEndDate": "/Date(1546214400000)/",
  "bookingStartDate": "/Date(1514764800000)/",
  "accountClosed": true,
  "accountTypeNav": {
    "__deferred": {
      "uri": "https://<hostname>/odata/v2/
TimeAccountType('Standard_ACM') "
    }
  }
}

```

**Example 4: Update or insert a time account for user Carla Grant of time account type Standard\_ACM for the year 2018.**

URI: `http://<hostname>/odata/v2/upsert?$format=JSON`

Method: POST

Body:

Sample Code

```

{
  "__metadata": {
    "uri": "https://<hostname>/odata/v2/TimeAccount('TA_odata')",
    "type": "SFOData.TimeAccount"
  },
  "externalCode": "TA_odata",
  "startDate": "/Date(1514764800000)/",
  "endDate": "/Date(1546214400000)/",
  "userId": "cgrant1",
  "bookingEndDate": "/Date(1546214400000)/",
  "bookingStartDate": "/Date(1514764800000)/",
  "accountTypeNav": {
    "__deferred": {
      "uri": "https://<hostname>/odata/v2/
TimeAccountType('Standard_ACM') "
    }
  }
}

```

```
}
}
}
```

Response:

#### Sample Code

```
{
  "d": [
    {
      "key": null,
      "status": "OK",
      "editStatus": "UPSERTED",
      "message": null,
      "index": 0,
      "httpCode": 200,
      "inlineResults": null
    }
  ]
}
```

### Example 5: Delete a time account

URI:

`http://<hostname>/odata/v2/TimeAccount('TA_odata')?$format=JSON`

Method: DELETE

## Related Information

[SAP Business Accelerator Hub: TimeAccount](#)

### 9.4.16.1.21 TimeAccountDetail

The entity describes account bookings resulting from different scenarios such as leave request creation or manual adjustments.

This section lists only the properties and navigation properties that require special business logic, permission, or other additional information. For more information, refer to the API dictionary in [Admin Center](#) [API Center](#) [OData API Data Dictionary](#) or the API metadata using query: `https://<api-server>/odata/v2/<Entity>/$metadata`.

#### → Tip

We recommend that you only use the OData API to create Time Account Details that use the [Manual Adjustment](#) booking type to adjust the time account accruals which have been calculated by Employee Central Time Off. The OData API is **not** intended to create Time Account Details with the [Accrual](#) or [Entitlement](#) posting types. These are calculated outside of the system, and Employee Central Time Off is not designed to support this use case.

## → Remember

To query TimeAccountDetails and use filtering you need to query the TimeAccountDetail, not the TimeAccount object with expand to timeAccountDetails.

## Code Examples

Example 1: create a time account detail of "MANUAL\_ADJUSTMENT" posting type

URI: `http://<api-server>/odata/v2/upsert`

Operation: POST

Headers: Authorization: Basic <Base 64 encoded ("user@company:password")> Accept: application/json

Content-Type: application/json;charset=utf-8

Payload:

```
{
  "__metadata" : {
    "uri" : "http://api-server/odata/v2/
TimeAccountDetail(TimeAccount_externalCode='1dfca28bf0c84c8b846719feffb225d',
externalCode='MyTimeAccountDetail')",
    "type" : "SFOData.TimeAccountDetail"
  }, "TimeAccount_externalCode" : "1dfca28bf0c84c8b846719feffb225d",
  "externalCode" : "MyTimeAccountDetail",
  "bookingUnit" : "DAYS",
  "referenceObject" : null,
  "bookingType" : "MANUAL_ADJUSTMENT",
  "bookingDate" : "\/Date(1420070400000)\/",
  "employeeTime" : null,
  "bookingAmount" : "2.0",
  "comment" : null
}
Response:
{
  "d" : [
    {
      "key" : null,
      "status" : "OK",
      "editStatus" : "UPSERTED",
      "message" : null,
      "index" : 0,
      "httpCode" : 200,
      "inlineResults" : null
    }
  ]
}
```

Example 2: Retrieve data about the specific time account detail

URI: `http://api-server/odata/v2/`

`TimeAccountDetail(TimeAccount_externalCode='1dfca28bf0c84c8b846719feffb225d',externalCode='62d7d93618244c28922fdc4b94001e53')?$format=json`

Operation: GET



Headers: Authorization: Basic <Base 64 encoded ("user@company:password")>

```
Response:
{
  "d" : {
    "__metadata" : {
      "uri" : "https://api-server/odata/v2/
TimeAccountDetail(TimeAccount_externalCode='1dfca28bf0c84c8b846719feffba225d',extern
alCode='62d7d93618244c28922fdc4b94001e53')", "type" : "SFOData.TimeAccountDetail"
    },
    "TimeAccount_externalCode" : "1dfca28bf0c84c8b846719feffba225d",
    "externalCode" : "62d7d93618244c28922fdc4b94001e53",
    "mdfSystemEffectiveEndDate" : "\/Date(25340221440000)\/", "mdfSystemObjectType" :
    "TimeAccountDetail",
    "mdfSystemVersionId" : null,
    "bookingUnit" : "DAYS",
    "referenceObject" : null,
    "bookingType" : "MANUAL_ADJUSTMENT",
    "changeCalendar" : null,
    "lastModifiedDateTime" : "\/Date(1440658227000+0000)\/",
    "calendarEntry" : null,
    "mdfSystemTransactionSequence" : "1",
    "mdfSystemRecordId" : "5AF4FF7D85384DC1A5D86E4D3BB0931E",
    "mdfSystemEntityId" : "F94ADC562C8E451DAD84E9DC24163256",
    "mdfSystemStatus" : "A",
    "lastModifiedDateWithTZ" : "\/Date(1440658227000+0000)\/",
    "createdDate" : "\/Date(1440665427000)\/",
    "mdfSystemRecordStatus" : "N",
    "bookingDate" : "\/Date(142007040000)\/",
    "employeeTime" : null,
    "accrualPeriodId" : null,
    "createdBy" : "country",
    "bookingAmount" : "2.0",
    "createdDateTime" : "\/Date(1440658227000+0000)\/",
    "lastModifiedBy" : "country",
    "lastModifiedDate" : "\/Date(1440665427000)\/", "mdfSystemEffectiveStartDate" : "\/
Date(-220898880000)\/",
    "comment" : null, "employeeTimeNav" : {
      "__deferred" : {
        "uri" : "https://api-server/odata/v2/
TimeAccountDetail(TimeAccount_externalCode='1dfca28bf0c84c8b846719feffba225d',extern
alCode='62d7d93618244c28922fdc4b94001e53')/employeeTimeNav"
      }
    }, "calendarEntryNav" : {
      "__deferred" : {
        "uri" : "https://api-server/odata/v2/
TimeAccountDetail(TimeAccount_externalCode='1dfca28bf0c84c8b846719feffba225d',extern
alCode='62d7d93618244c28922fdc4b94001e53')/calendarEntryNav"
      }
    }, "bookingTypeNav" : {
      "__deferred" : {
        "uri" : "https://api-server/odata/v2/
TimeAccountDetail(TimeAccount_externalCode='1dfca28bf0c84c8b846719feffba225d',extern
alCode='62d7d93618244c28922fdc4b94001e53')/bookingTypeNav"
      }
    }, "mdfSystemRecordStatusNav" : {
      "__deferred" : {
        "uri" : "https://api-server/odata/v2/
TimeAccountDetail(TimeAccount_externalCode='1dfca28bf0c84c8b846719feffba225d',extern
alCode='62d7d93618244c28922fdc4b94001e53')/mdfSystemRecordStatusNav"
      }
    }, "mdfSystemStatusNav" : {
      "__deferred" : {
        "uri" : "https://api-server/odata/v2/
TimeAccountDetail(TimeAccount_externalCode='1dfca28bf0c84c8b846719feffba225d',extern
alCode='62d7d93618244c28922fdc4b94001e53')/mdfSystemStatusNav"
      }
    }, "bookingUnitNav" : {
```

```

    "__deferred" : {
      "uri" : "https://api-server/odata/v2/
TimeAccountDetail(TimeAccount_externalCode='1dfca28bf0c84c8b846719feffba225d',extern
alCode='62d7d93618244c28922fdc4b94001e53')/bookingUnitNav"
    }
  }
}
}
}

```

## Related Information

[SAP Business Accelerator Hub: TimeAccountDetail](#)

### 9.4.16.122 TimeAccountPayoutProfile

The entity contains payout related information including workflow configuration.

## Operations Allowed

Operation	Description
GET	Query a record

## Properties

Here you can see the required fields and business keys for this entity. Check the OData API dictionary in your instance to see the complete list of properties, and check your metadata for navigations, and associations.

Property	Business Key	Required Field	Description
externalCode	Yes	Yes	External Code
externalName	No	No	External name for the specified language
country/Region	No	No	TimeAccountPayoutProfiles can be country-specific or region-specific. If this one is, the relevant country/region appears here.

Property	Business Key	Required Field	Description
payComponentGroup	No	No	Contains an ID which references a PayComponentGroup. This field is required to calculate the standard rate for payout. When this field is maintained then the pay component used for payout is of amount type.
payComponent	No	No	Contains an ID which references a PayComponent. The pay component can be either an amount type or number type. This component is used to create a spot bonus when the payout request is approved or saved.
payComponentTerminationAccrualSeparated	No	No	Contains an ID which references a PayComponent. When this field is set it enables accrual payout when terminating. The pay component is an amount or number type. This component is considered when the payout is being made from the termination view in Time Off.
payComponentTermination	No	No	Contains an ID which references a PayComponent. When this field is set it enables termination entitlement payouts. The pay component is an amount or number type. This component is considered when the payout is being made from the termination view in Time Off.
workflowConfiguration	No	No	Contains an ID which references a workflow configuration.
payoutMessageText	No	No	This field is filled with instructional text and guidelines for your employees that get displayed on the UI when requesting a self-service payout.

## Navigation Properties

Navigation Property	Related Entity	Description
countryNav	Country/Region	Navigates to a country/region
payComponentGroupNav	PayComponentGroup	Navigates to PayComponentGroup
payComponentNav	PayComponent	Navigates to the PayComponent which is normally used for payout
payComponentTerminationAccrualSeparatedNav	PayComponent	Navigates to the PayComponent which is used for accrual payout on termination
payComponentTerminationNav	PayComponent	Navigates to the PayComponent which is used for termination entitlement payouts

## Code Examples

Simple request to get the TimeAccountPayoutProfile for 'PayoutProfileAmountBased\_odata':

Query:

```
https://<hostname>/odata/v2/  
TimeAccountPayoutProfile('PayoutProfileAmountBased_odata')?$format=json
```

Response

### Sample Code

```
{  
  "d": {  
    "__metadata": {  
      "uri": "https://<hostname>/odata/v2/  
TimeAccountPayoutProfile('PayoutProfileAmountBased_odata')",  
      "type": "SFOData.TimeAccountPayoutProfile"  
    },  
    "externalCode": "PayoutProfileAmountBased_odata",  
    "country": null,  
    "payComponentTerminationAccrualSeparated": null,  
    "payoutMessageText_de_DE": null,  
    "externalName_fr_CA": null,  
    "workflowConfiguration": "Payout_WF",  
    "payoutMessageText_en_US": "[b] Important:[/b] This is an instructional  
text!",  
    "payoutMessageText_zh_CN": null,  
    "payoutMessageText_ru_RU": null,  
    "payoutMessageText_it_IT": null,  
    "payComponent": "PayComponentAmountBased",  
    "payComponentGroup": "PayGroupAmountBased",  
    "externalName_zh_CN": null,  
    "externalName_localized": "PayoutProfileAmountBased_odata",  
    "payoutMessageText_defaultValue": "[b] Important:[/b] This is an  
instructional text!",  
    "payComponentTermination": "PayGroupAmountBased",  
    "payoutMessageText_localized": null,  
    "externalName_en_GB": null,  
    "externalName_nl_NL": null,  
  }  
}
```

```

    "payoutMessageText_en_SAP_SLS": null,
    "payoutMessageText_th_TH": null,
    "externalName_defaultValue": "Payout Profile for odata test",
    "payoutMessageText_ar_SA": null,
    "externalName_es_MX": null,
    "externalName_ar_SA": null,
    "externalName_es_ES": null,
    "payoutMessageText_pt_BR": null,
    "externalName_pt_BR": null,
    "payoutMessageText_en_GB": null,
    "payoutMessageText_ko_KR": null,
    "payoutMessageText_en_DEBUG": null,
    "externalName_en_SAP_SLS": null,
    "externalName_ru_RU": null,
    "externalName_it_IT": null,
    "payoutMessageText_fr_CA": null,
    "externalName_th_TH": null,
    "payoutMessageText_es_MX": null,
    "externalName_de_DE": null,
    "externalName_ko_KR": null,
    "payoutMessageText_es_ES": null,
    "payoutMessageText_nl_NL": null,
    "externalName_en_US": "Payout Profile for odata test",
    "externalName_en_DEBUG": null,
    "externalNameTranslationTextNav": {
      "__deferred": {
        "uri": "https://
<hostname>/odata/v2/TimeAccountPayoutProfile('PayoutProfileAmountBased_odata')/
externalNameTranslationTextNav"
      }
    },
    "payComponentGroupNav": {
      "__deferred": {
        "uri": "https://<hostname>/odata/v2/
TimeAccountPayoutProfile('PayoutProfileAmountBased_odata')/payComponentGroupNav"
      }
    },
    "workflowConfigurationNav": {
      "__deferred": {
        "uri": "https://
<hostname>/odata/v2/TimeAccountPayoutProfile('PayoutProfileAmountBased_odata')/
workflowConfigurationNav"
      }
    },
    "payComponentNav": {
      "__deferred": {
        "uri": "https://<hostname>/odata/v2/
TimeAccountPayoutProfile('PayoutProfileAmountBased_odata')/payComponentNav"
      }
    },
    "payComponentTerminationAccrualSeparatedNav": {
      "__deferred": {
        "uri": "https://
<hostname>/odata/v2/TimeAccountPayoutProfile('PayoutProfileAmountBased_odata')/
payComponentTerminationAccrualSeparatedNav"
      }
    },
    "payoutMessageTextTranslationTextNav": {
      "__deferred": {
        "uri": "https://
<hostname>/odata/v2/TimeAccountPayoutProfile('PayoutProfileAmountBased_odata')/
payoutMessageTextTranslationTextNav"
      }
    },
    "payComponentTerminationNav": {
      "__deferred": {

```

```

        "uri": "https://
<hostname>/odata/v2/TimeAccountPayoutProfile('PayoutProfileAmountBased_odata')/
payComponentTerminationNav"
    },
    "countryNav": {
        "__deferred": {
            "uri": "https://<hostname>/odata/v2/
TimeAccountPayoutProfile('PayoutProfileAmountBased_odata')/countryNav"
        }
    },
    "wfRequestNav": {
        "__deferred": {
            "uri": "https://<hostname>/odata/v2/
TimeAccountPayoutProfile('PayoutProfileAmountBased_odata')/wfRequestNav"
        }
    }
}
}
}

```

## Related Information

[SAP Business Accelerator Hub: TimeAccountPayoutProfile](#)

### 9.4.16.1.23 TimeAccountPostingRule

Time account posting rule associates a time type with a time account type to determine whether time accounts should be managed for the time type. For example, you can use it to enable automatic checks against a balance when time off is requested.

This section lists only the properties and navigation properties that require special business logic, permission, or other additional information. For more information, refer to the API dictionary in [Admin Center](#) [API Center](#) [OData API Data Dictionary](#) or the API metadata using query: `https://<api-server>/odata/v2/<Entity>/$metadata`.

## Code Example

Example – Retrieve data of the time account posting rule which belongs to the time type 'Vacation'

URI: `http://<api-server>/odata/v2/`

`TimeAccountPostingRule(TimeType_externalCode='Vacation',externalCode='Annually_VAC')?$format=json`

Headers: Authorization: Basic <Base 64 encoded ("user@company:password")>

Response:

```

{
  "d" : {
    "__metadata" : {

```



## 9.4.16.1.24 TimeAccountPurchaseProfile

This profile defines the configuration elements that determine how your leave purchase policy is implemented.

### Supported Operations

Query

### Properties and Navigation Properties

This section lists only the properties and navigation properties that require special business logic, permission, or other additional information. For more information, refer to the API dictionary in [Admin Center](#) [API Center](#) [OData API Data Dictionary](#) or the API metadata using query: `https://<api-server>/odata/v2/<Entity>/$metadata`.

#### Properties

Property	Description
externalCode	External Code is a business key and is required.
countryRegion	TimeAccountPurchaseProfile can be country/region-specific. If this one is, the relevant country/region appears here.
externalName	External name for the specified language
workflowConfiguration	Contains an ID which references a workflow configuration.
allowDeductionStartDateSelection	Boolean. If true it allows users to select a deduction start date at the time of submitting the request.  If set to false the Deduction Start Date is equal to the Approval Date.
equivalentUnits	The time interval that applies to the profile. Can have the values: <ul style="list-style-type: none"><li>NONE</li><li>WEEKS</li></ul>
deductionType	Describes how the deductions are assessed for this profile. Can have the values: <ul style="list-style-type: none"><li>ONE_TIME</li><li>PRO_RATED</li></ul> This field is required.



Property	Description
deductionSchedule	Can have the values: <ul style="list-style-type: none"> <li>PERIOD_IN_MONTH</li> <li>END_DATE</li> </ul> This field is required.
helpText	Localized help text. Is shown on the self-service leave purchase request.
deductionPayComponents	Select deduction pay components previously created to assign to this profile.

## Use Case: Query the TimeAccountPurchaseProfile

### 'TimeAccountPurchaseProfile\_odata':

#### Request

Operation	Query
HTTP Method	GET
URI	https://<api-server>/odata/v2/TimeAccountPurchaseProfile('27TimeAccountPurchaseProfile_odata')?\$format=json

#### Response

```
{
  "d": {
    "__metadata": {
      "uri": "https://<api-server>/odata/v2/TimeAccountPurchaseProfile('TimeAccountPurchaseProfile_odata')",
      "type": "SFOData.TimeAccountPurchaseProfile"
    },
    "externalCode": "TimeAccountPurchaseProfile_odata",
    "country": null,
    "deductionType": "PRO_RATED",
    "externalName_fr_CA": null,
    "helpText_it_IT": null,
    "workflowConfiguration": "Manager_WF",
    "helpText_ru_RU": null,
    "helpText_de_DE": "[url=https://sap.com]SAP-Homepage[/url]\nWF1 - Workflow with one approver (Manager)\nEUW - Equivalent Unit: Weeks\nDTPM - Deduction Prorated in Month\nDSY - Deduction Start Date: Yes\nP0 - Paycomponent: Default\nNA - County independent",
    "helpText_en_US": "[url=https://sap.com]SAP-Homepage[/url]\nWF1 - Workflow with one approver (Manager)\nEUW - Equivalent Unit: Weeks\nDTPM - Deduction Prorated in Month\nDSY - Deduction Start Date: Yes\nP0 - Paycomponent: Default\nNA - County independent",
    "externalName_zh_CN": null,
    "helpText_localized": "[url=https://sap.com]SAP-Homepage[/url]\nWF1 - Workflow with one approver (Manager)\nEUW - Equivalent Unit: Weeks\nDTPM - Deduction Prorated in Month\nDSY - Deduction Start Date: Yes\nP0 - Paycomponent: Default\nNA - County independent",
    "externalName_localized": "Purchase Profile Variant 01 in weeks",
    "helpText_pt_BR": null,
  }
}
```

```

"externalName_en_GB": null,
"externalName_nl_NL": null,
"helpText_en_SAP_SLS": null,
"helpText_ar_SA": null,
"externalName_defaultValue": "Purchase profile for odata test",
"helpText_ko_KR": null,
"externalName_es_MX": null,
"helpText_es_ES": null,
"externalName_ar_SA": null,
"externalName_es_ES": null,
"helpText_es_MX": null,
"equivalentUnits": "WEEKS",
"helpText_nl_NL": null,
"externalName_pt_BR": null,
"helpText_th_TH": null,
"helpText_en_GB": null,
"helpText_zh_CN": null,
"externalName_en_SAP_SLS": null,
"externalName_ru_RU": null,
"externalName_it_IT": null,
"helpText_defaultValue": "[url=https://sap.com]SAP-Homepage[/url]\nWF1 -
Workflow with one approver (Manager)\nEUW - Equivalent Unit: Weeks\nDTPM -
Deduction Prorated in Month\nDSY - Deduction Start Date: Yes\nPO - Paycomponent:
Default\nNA - County independent",
"deductionSchedule": "PERIOD_IN_MONTH",
"externalName_th_TH": null,
"externalName_de_DE": null,
"externalName_ko_KR": null,
"helpText_fr_CA": null,
"helpText_en_DEBUG": null,
"allowDeductionStartDateSelection": true,
"externalName_en_US": "Purchase profile for odata test",
"externalName_en_DEBUG": null,
"externalNameTranslationTextNav": {
  "__deferred": {
    "uri": "https://<api-
server>/odata/v2/TimeAccountPurchaseProfile('TimeAccountPurchaseProfile_odata')/
externalNameTranslationTextNav"
  }
},
"workflowConfigurationNav": {
  "__deferred": {
    "uri": "https://<api-
server>/odata/v2/TimeAccountPurchaseProfile('TimeAccountPurchaseProfile_odata')/
workflowConfigurationNav"
  }
},
"deductionScheduleNav": {
  "__deferred": {
    "uri": "https://<api-server>/odata/v2/
TimeAccountPurchaseProfile('TimeAccountPurchaseProfile_odata')/deductionScheduleNav"
  }
},
"deductionPayComponents": {
  "__deferred": {
    "uri": "https://<api-
server>/odata/v2/TimeAccountPurchaseProfile('TimeAccountPurchaseProfile_odata')/
deductionPayComponents"
  }
},
"deductionTypeNav": {
  "__deferred": {
    "uri": "https://<api-server>/odata/v2/
TimeAccountPurchaseProfile('TimeAccountPurchaseProfile_odata')/deductionTypeNav"
  }
},
"helpTextTranslationTextNav": {
  "__deferred": {

```



➤ [OData API Data Dictionary](#) or the API metadata using query: `https://<api-server>/odata/v2/<Entity>/$metadata`.

## Properties

Property	Description
TimeAccountPurchaseProfile_externalCode	This is a business key. This property is required.
payComponent	Referenced payComponent. This property is required.

## Navigation Properties

Navigation Property	Related Entity	Description
payComponentNav	PayComponent	Navigates to the PayComponent

## Use Case: Query the payComponents for TimeAccountPurchaseProfile 'TimeAccountPurchaseProfile\_odata'

Simple request to get the payComponents for TimeAccountPurchaseProfile 'TimeAccountPurchaseProfile\_odata'

### Request

Operation	Query
HTTP Method	GET
URI	<code>https://&lt;api-server&gt;/odata/v2/TimeAccountPurchaseProfilePayComponentAssignment?\$filter=TimeAccountPurchaseProfile_externalCode eq 'TimeAccountPurchaseProfile_odata'&amp;\$format=JSON</code>

### Response

```
{
  "d": {
    "results": [
      {
        "__metadata": {
          "uri": "https://<api-server>/odata/v2/TimeAccountPurchaseProfilePayComponentAssignment(TimeAccountPurchaseProfile_externalCode='TimeAccountPurchaseProfile_odata',payComponent='payComponent_odata')",
          "type": "SFOData.TimeAccountPurchaseProfilePayComponentAssignment"
        },
        "TimeAccountPurchaseProfile_externalCode": "TimeAccountPurchaseProfile_odata",
        "payComponent": "payComponent_odata",
        "payComponentNav": {
```

```

        "__deferred": {
            "uri": "https://<api-server>/odata/v2/
TimeAccountPurchaseProfilePayComponentAssignment(TimeAccountPurchaseProfile_external
Code='TimeAccountPurchaseProfile_odata',payComponent='payComponent_odata')/
payComponentNav"
        }
    }
}
]
}
}

```

## Related Information

[SAP Business Accelerator Hub: TimeAccountPurchaseProfilePayComponentAssignment](#)

### 9.4.16.1.26 TimeAccountSnapshot

This MDF entity contains balance information for a specific time account for a user. It is created while running a snapshot job for leave liability-related calculation for the user.

## Supported Operations

Query

## Properties and Navigation Properties

This section lists only the properties and navigation properties that require special business logic, permission, or other additional information. For more information, refer to the API dictionary in [Admin Center](#) [API Center](#) [OData API Data Dictionary](#) or the API metadata using query: `https://<api-server>/odata/v2/<Entity>/$metadata`.

### Navigation Properties

Property	Related Entity
wfRequestNav	wfRequest
unitNav	MDFEnumValue
userIdnav	UserId
accountTypeNav	TimeAccountType

## Use Case: Querying the time account of a user

### Request

Operation	Query
HTTP Method	GET
URI	https://<<api-server>>/ odata/v2/TimeAccountSnapshot? \$format=JSON&\$filter=userId eq '585'
Headers	Authorization: Basic <Base 64 encoded ("user@com- pany:password")>

### Response

```
{
  "d": {
    "results": [
      {
        "__metadata": {
          "uri": "https://<<api-server>>/odata/v2/restricted/TimeAccountSnapshot('585_370265_20170221')",
          "type": "SFOData.TimeAccountSnapshot"
        },
        "externalCode": "585_370265_20170221",
        "balanceEffectiveDate": "\\Date(1487635200000)\\",
        "approvedAbsenceBalance": null,
        "approvedAbsenceBalanceAccrualSeparated": null,
        "asOfPayPeriodEnd": false,
        "balanceAccrualSeparated": null,
        "unit": "DAYS",
        "balance": "23",
        "asOfAccountingPeriodEnd": true,
        "outdated": false,
        "userId": "585",
        "accountType": "ENT#--35411_Recurring",
        "wfRequestNav": {
          "__deferred": {
            "uri": "https://<<api-server>>/odata/v2/restricted/TimeAccountSnapshot('585_370265_20170221')/wfRequestNav"
          }
        },
        "unitNav": {
          "__deferred": {
            "uri": "https://<<api-server>>/odata/v2/restricted/TimeAccountSnapshot('585_370265_20170221')/unitNav"
          }
        },
        "userIdNav": {
          "__deferred": {
            "uri": "https://<<api-server>>/odata/v2/restricted/TimeAccountSnapshot('585_370265_20170221')/userIdNav"
          }
        },
        "accountTypeNav": {
          "__deferred": {
            "uri": "https://<<api-server>>/odata/v2/restricted/TimeAccountSnapshot('585_370265_20170221')/accountTypeNav"
          }
        }
      }
    ]
  }
}
```

```
}
```

## Related Information

[SAP Business Accelerator Hub: TimeAccountSnapshot](#)

### 9.4.16.1.27 TimeAccountType

The entity is the template regulating what user-specific time accounts should look like.

This section lists only the properties and navigation properties that require special business logic, permission, or other additional information. For more information, refer to the API dictionary in [Admin Center](#) [API Center](#) [OData API Data Dictionary](#) or the API metadata using query: `https://<api-server>/odata/v2/<Entity>/$metadata`.

## OData Examples

### Example: Get a specific time account type

URI: `http://<api-server>/odata/v2/TimeAccountType('Standard_ACM')$format=JSON`

Method: GET

#### Sample Code

```
{
  "d": {
    "__metadata": {
      "uri": "https://<api-server>/odata/v2/TimeAccountType('Standard_ACM')",
      "type": "SFOData.TimeAccountType"
    },
    "externalCode": "Standard_ACM",
    "pepCalendarAutomationLevel": "NONE",
    "timeCollectorType": null,
    "accountBookingOffsetInMonths": null,
    "externalName_ru_RU": null,
    "lastModifiedDateTime": "/Date(1435913291000+0000)/",
    "levelOfSimulationPrecision": "CALCULATION",
    "calculateSnapshotApprovedAbsenceBalance": null,
    "accrualWaitingPeriodUnit": null,
    "mdfSystemRecordId": "DB1BCEEA57DD4AACA21F000063594EC6",
    "accrualPeriodStartDay": null,
    "initialFlexibleAccountStartDateRule": null,
    "payComponentTerminationAccrualSeparated": null,
    "externalName_en_SAP_SLS": null,
    "createdDate": "/Date(1435913291000)/",
    "accrualFrequencyStartDate": null,
    "payComponentGroup": null,
    "accrualCalculationMethod": "STANDARD",
    "accountCreationReferenceDate": "REFERENCE_DAY_MONTH",
```

```

    "payComponentAccrualSeparated": null,
    "accountCreationOffsetInMonths": "-10",
    "createdBy": "admin",
    "createdDateTime": "/Date(1435913291000+0000)/",
    "lastModifiedBy": "admin",
    "externalName_en_GB": null,
    "advancesAllowed": null,
    "mdfSystemEffectiveStartDate": "/Date(-2208988800000)/",
    "externalName_zh_CN": null,
    "creation": "RECURRING",
    "mdfSystemEffectiveEndDate": "/Date(253402214400000)/",
    "accrualRule": "Accrual_30",
    "postingOrder": null,
    "entitlementMethod": "ENTITLED_AS_ACCRUED",
    "externalName_localized": "Standard_ACM",
    "externalName_fr_CA": null,
    "externalName_defaultValue": "Standard_ACM",
    "initialAccrualTransferDateRule": null,
    "accrualWaitingPeriod": null,
    "lastModifiedDateWithTZ": "/Date(1435913291000+0000)/",
    "payComponent": null,
    "accrualPeriodStartMonth": null,
    "hireRule": "Accrual_30",
    "mdfSystemObjectType": "TimeAccountType",
    "snapshotsAllowed": false,
    "externalName_pt_BR": null,
    "accrualCreationOffset": null,
    "accrualRecalculationPostingMethod": "CLASSIC",
    "mdfSystemEntityId": "201EC4A27797499BB651941AB62AF087",
    "mdfSystemStatus": "A",
    "externalName_en_US": "Standard_ACM",
    "terminationRule": null,
    "mdfSystemRecordStatus": "N",
    "payoutEligibility": "NOT_ELIGIBLE",
    "allowPayoutWithSimulation": null,
    "minimumBalanceAllowed": null,
    "periodEndProcessingRule": null,
    "country": null,
    "externalName_it_IT": null,
    "payComponentTermination": null,
    "externalName_nl_NL": null,
    "simulationRule": null,
    "terminationRuleDataEffectiveDate": null,
    "externalName_ko_KR": null,
    "simulateAccruals": true,
    "mdfSystemVersionId": null,
    "externalName_de_DE": null,
    "accrualAutomationLevel": "AUTO_CALENDARS",
    "accrualTransferRule": null,
    "maximumSimulationHorizonInMonths": null,
    "accrualFrequency": "ANNUALLY",
    "mdfSystemTransactionSequence": "1",
    "secondAccrualCreationOffset": null,
    "externalName_ja_JP": null,
    "interimRule": null,
    "accountCreationMonth": "1",
    "accountCreationDay": "1",
    "unit": "DAYS",
    "accountCreationAutomationLevel": "AUTO_ACCOUNT_CREATION",
    "externalName_es_ES": null,
    "lastModifiedDate": "/Date(1435913291000)/",
    "accrualTransferDateRule": null,
    "externalName_fr_FR": null,
    "payComponentNav": {
      "__deferred": {
        "uri": "https://<api-server>/odata/v2/
TimeAccountType('Standard_ACM')/payComponentNav"
      }
    }
  }

```



```

    },
    "postingOrderNav": {
      "__deferred": {
        "uri": "https://<api-server>/odata/v2/
TimeAccountType('Standard_ACM')/postingOrderNav"
      }
    },
    "countryNav": {
      "__deferred": {
        "uri": "https://<api-server>/odata/v2/
TimeAccountType('Standard_ACM')/countryNav"
      }
    },
    "creationNav": {
      "__deferred": {
        "uri": "https://<api-server>/odata/v2/
TimeAccountType('Standard_ACM')/creationNav"
      }
    },
    "pepCalendarAutomationLevelNav": {
      "__deferred": {
        "uri": "https://<api-server>/odata/v2/
TimeAccountType('Standard_ACM')/pepCalendarAutomationLevelNav"
      }
    },
    "payComponentTerminationNav": {
      "__deferred": {
        "uri": "https://<api-server>/odata/v2/
TimeAccountType('Standard_ACM')/payComponentTerminationNav"
      }
    },
    "payComponentTerminationAccrualSeparatedNav": {
      "__deferred": {
        "uri": "https://<api-server>/odata/v2/
TimeAccountType('Standard_ACM')/payComponentTerminationAccrualSeparatedNav"
      }
    },
    "externalNameTranslationTextNav": {
      "__deferred": {
        "uri": "https://<api-server>/odata/v2/
TimeAccountType('Standard_ACM')/externalNameTranslationTextNav"
      }
    },
    "payComponentGroupNav": {
      "__deferred": {
        "uri": "https://<api-server>/odata/v2/
TimeAccountType('Standard_ACM')/payComponentGroupNav"
      }
    },
    "terminationRuleDataEffectiveDateNav": {
      "__deferred": {
        "uri": "https://<api-server>/odata/v2/
TimeAccountType('Standard_ACM')/terminationRuleDataEffectiveDateNav"
      }
    },
    "accountCreationReferenceDateNav": {
      "__deferred": {
        "uri": "https://<api-server>/odata/v2/
TimeAccountType('Standard_ACM')/accountCreationReferenceDateNav"
      }
    },
    "mdfSystemRecordStatusNav": {
      "__deferred": {
        "uri": "https://<api-server>/odata/v2/
TimeAccountType('Standard_ACM')/mdfSystemRecordStatusNav"
      }
    },
    "accrualCalculationMethodNav": {

```

```

        "__deferred": {
            "uri": "https://<api-server>/odata/v2/
TimeAccountType('Standard_ACM')/accrualCalculationMethodNav"
        }
    },
    "unitNav": {
        "__deferred": {
            "uri": "https://<api-server>/odata/v2/
TimeAccountType('Standard_ACM')/unitNav"
        }
    },
    "wfRequestNav": {
        "__deferred": {
            "uri": "https://<api-server>/odata/v2/
TimeAccountType('Standard_ACM')/wfRequestNav"
        }
    },
    "accountCreationAutomationLevelNav": {
        "__deferred": {
            "uri": "https://<api-server>/odata/v2/
TimeAccountType('Standard_ACM')/accountCreationAutomationLevelNav"
        }
    },
    "accrualAutomationLevelNav": {
        "__deferred": {
            "uri": "https://<api-server>/odata/v2/
TimeAccountType('Standard_ACM')/accrualAutomationLevelNav"
        }
    },
    "mdfSystemStatusNav": {
        "__deferred": {
            "uri": "https://<api-server>/odata/v2/
TimeAccountType('Standard_ACM')/mdfSystemStatusNav"
        }
    },
    "payComponentAccrualSeparatedNav": {
        "__deferred": {
            "uri": "https://<api-server>/odata/v2/
TimeAccountType('Standard_ACM')/payComponentAccrualSeparatedNav"
        }
    },
    "allowPayoutWithSimulationNav": {
        "__deferred": {
            "uri": "https://<api-server>/odata/v2/
TimeAccountType('Standard_ACM')/allowPayoutWithSimulationNav"
        }
    },
    "accrualRecalculationPostingMethodNav": {
        "__deferred": {
            "uri": "https://<api-server>/odata/v2/
TimeAccountType('Standard_ACM')/accrualRecalculationPostingMethodNav"
        }
    },
    "accrualWaitingPeriodUnitNav": {
        "__deferred": {
            "uri": "https://<api-server>/odata/v2/
TimeAccountType('Standard_ACM')/accrualWaitingPeriodUnitNav"
        }
    },
    "accrualFrequencyNav": {
        "__deferred": {
            "uri": "https://<api-server>/odata/v2/
TimeAccountType('Standard_ACM')/accrualFrequencyNav"
        }
    },
    "payoutEligibilityNav": {
        "__deferred": {

```

```

        "uri": "https://<api-server>/odata/v2/
TimeAccountType('Standard_ACM')/payoutEligibilityNav"
    },
    "entitlementMethodNav": {
        "__deferred": {
            "uri": "https://<api-server>/odata/v2/
TimeAccountType('Standard_ACM')/entitlementMethodNav"
        }
    },
    "levelOfSimulationPrecisionNav": {
        "__deferred": {
            "uri": "https://<api-server>/odata/v2/
TimeAccountType('Standard_ACM')/levelOfSimulationPrecisionNav"
        }
    }
}
}
}

```

## Related Information

[SAP Business Accelerator Hub: TimeAccountType](#)

### 9.4.16.1.271 RecalculationBasedField

The Recalculation Based Fields are part of the Time Account Type object. Recalculation Based Fields define for which job information fields a recalculation of accruals should be triggered.

## Supported Operations

Query

## Properties and Navigation Properties

This section lists only the properties and navigation properties that require special business logic, permission, or other additional information. For more information, refer to the API dictionary in [Admin Center](#) [API Center](#) [OData API Data Dictionary](#) or the API metadata using query: `https://<api-server>/odata/v2/<Entity>/$metadata`.

## Properties

Property	Business Key	Required Field	Description
recalcField	Yes	Yes	Job information field for which a recalculation should be triggered.

## Use Case: Define Fields for Recalculation

You want to define job information fields for recalculation.

### Request

Operation	Query
HTTP Method	GET
URI	<code>https://&lt;api-server&gt;/odata/v2/TimeAccountType('JM_TAT_ANNUALLY')?\$expand=recalculationBasedField&amp;\$format=JSON</code>

### Response

```
{
  "d": {
    "__metadata": {
      "uri": "https://<api-server>/odata/v2/TimeAccountType('JM_TAT_ANNUALY')",
      "type": "SFOData.TimeAccountType"
    },
    "externalCode": "JM_TAT_ANNUALY",
    "advancesAllowed": null,
    "interimRule": null,
    "timeAccountConfigurationRule": null,
    "accrualTransferDateRule": null,
    "payComponent": null,
    "simulationRule": null,
    "externalName_zh_CN": null,
    "externalName_localized": "JM_TAT_ANNUALY",
    "accountCreationMonth": "1",
    "accrualAutomationLevel": "NONE",
    "accrualPeriodStartMonth": null,
    "hireRule": null,
    "accrualFrequency": "ANNUALLY",
    "externalName_en_GB": null,
    "externalName_nl_NL": null,
    "timeAccountPurchaseProfile": null,
    "terminationRuleDataEffectiveDate": "ACCRUABLE_START_DATE",
    "externalName_defaultValue": "JM_TAT_ANNUALY",
    "entitlementMethod": "ENTITLED_AS_ACCRUED",
    "postingOrder": null,
    "accrualCalculationMethod": "STANDARD",
    "periodEndProcessingRule": null,
    "creation": "RECURRING",
    "accrualCreationOffset": null,
    "externalName_ru_RU": null,
  }
}
```

```

"terminationRule": null,
"externalName_ko_KR": null,
"accountCreationAutomationLevel": "NONE",
"timeAccountPayoutProfile": null,
"country": null,
"payComponentTerminationAccrualSeparated": null,
"entityUUID": "E4CCE5E3998045D082E15740AAE498C0",
"accountBookingOffsetInMonths": null,
"accountCreationDay": "1",
"externalName_fr_CA": null,
"calculateSnapshotApprovedAbsenceBalance": null,
"levelOfSimulationPrecision": "CALCULATION",
"purchaseEligibility": null,
"payComponentGroup": null,
"simulateAccruals": false,
"snapshotsAllowed": false,
"unit": "DAYS",
"accrualWaitingPeriod": null,
"payComponentTermination": null,
"pepCalendarAutomationLevel": "NONE",
"allowPayoutWithSimulation": null,
"initialFlexibleAccountStartDateRule": null,
"payoutEligibility": "NOT_ELIGIBLE",
"periodicTimeAccountUpdateProfile": null,
"initialAccrualTransferDateRule": null,
"accountCreationReferenceDate": "REFERENCE_DAY_MONTH",
"accountCreationOffsetInMonths": null,
"externalName_es_ES": null,
"externalName_pt_BR": null,
"accountDetailRetentionGroup": null,
"accrualWaitingPeriodUnit": null,
"externalName_en_SAP_SLS": null,
"externalName_it_IT": null,
"accrualRule": "JM_ACCRUAL_SENIORITY",
"accrualTransferRule": null,
"externalName_de_DE": null,
"accountRetentionGroup": null,
"accrualFrequencyStartDate": null,
"accrualPeriodStartDay": null,
"externalName_en_US": "JM_TAT_ANNUALY",
"minimumBalanceAllowed": null,
"externalName_en_DEBUG": null,
"externalNameTranslationTextNav": {
  "__deferred": {
    "uri": "https://<api-server>/odata/v2/
TimeAccountType('JM_TAT_ANNUALY')/externalNameTranslationTextNav"
  }
},
"payComponentGroupNav": {
  "__deferred": {
    "uri": "https://<api-server>/odata/v2/
TimeAccountType('JM_TAT_ANNUALY')/payComponentGroupNav"
  }
},
"payoutEligibilityNav": {
  "__deferred": {
    "uri": "https://<api-server>/odata/v2/
TimeAccountType('JM_TAT_ANNUALY')/payoutEligibilityNav"
  }
},
"unitNav": {
  "__deferred": {
    "uri": "https://<api-server>/odata/v2/
TimeAccountType('JM_TAT_ANNUALY')/unitNav"
  }
},
"purchaseEligibilityNav": {
  "__deferred": {

```

```

        "uri": "https://<api-server>/odata/v2/
TimeAccountType('JM_TAT_ANNUALY')/purchaseEligibilityNav"
    },
    "entitlementMethodNav": {
        "__deferred": {
            "uri": "https://<api-server>/odata/v2/
TimeAccountType('JM_TAT_ANNUALY')/entitlementMethodNav"
        }
    },
    "periodicTimeAccountUpdateProfileNav": {
        "__deferred": {
            "uri": "https://<api-server>/odata/v2/
TimeAccountType('JM_TAT_ANNUALY')/periodicTimeAccountUpdateProfileNav"
        }
    },
    "accrualAutomationLevelNav": {
        "__deferred": {
            "uri": "https://<api-server>/odata/v2/
TimeAccountType('JM_TAT_ANNUALY')/accrualAutomationLevelNav"
        }
    },
    "payComponentTerminationNav": {
        "__deferred": {
            "uri": "https://<api-server>/odata/v2/
TimeAccountType('JM_TAT_ANNUALY')/payComponentTerminationNav"
        }
    },
    "accountCreationReferenceDateNav": {
        "__deferred": {
            "uri": "https://<api-server>/odata/v2/
TimeAccountType('JM_TAT_ANNUALY')/accountCreationReferenceDateNav"
        }
    },
    "allowPayoutWithSimulationNav": {
        "__deferred": {
            "uri": "https://<api-server>/odata/v2/
TimeAccountType('JM_TAT_ANNUALY')/allowPayoutWithSimulationNav"
        }
    },
    "accrualWaitingPeriodUnitNav": {
        "__deferred": {
            "uri": "https://<api-server>/odata/v2/
TimeAccountType('JM_TAT_ANNUALY')/accrualWaitingPeriodUnitNav"
        }
    },
    "creationNav": {
        "__deferred": {
            "uri": "https://<api-server>/odata/v2/
TimeAccountType('JM_TAT_ANNUALY')/creationNav"
        }
    },
    "postingOrderNav": {
        "__deferred": {
            "uri": "https://<api-server>/odata/v2/
TimeAccountType('JM_TAT_ANNUALY')/postingOrderNav"
        }
    },
    "pepCalendarAutomationLevelNav": {
        "__deferred": {
            "uri": "https://<api-server>/odata/v2/
TimeAccountType('JM_TAT_ANNUALY')/pepCalendarAutomationLevelNav"
        }
    },
    "levelOfSimulationPrecisionNav": {
        "__deferred": {
            "uri": "https://<api-server>/odata/v2/
TimeAccountType('JM_TAT_ANNUALY')/levelOfSimulationPrecisionNav"
        }
    }
}

```

```

    },
    "timeAccountPurchaseProfileNav": {
      "__deferred": {
        "uri": "https://<api-server>/odata/v2/
TimeAccountType('JM_TAT_ANNUALY')/timeAccountPurchaseProfileNav"
      }
    },
    "accrualFrequencyNav": {
      "__deferred": {
        "uri": "https://<api-server>/odata/v2/
TimeAccountType('JM_TAT_ANNUALY')/accrualFrequencyNav"
      }
    },
    "payComponentNav": {
      "__deferred": {
        "uri": "https://<api-server>/odata/v2/
TimeAccountType('JM_TAT_ANNUALY')/payComponentNav"
      }
    },
    "accountCreationAutomationLevelNav": {
      "__deferred": {
        "uri": "https://<api-server>/odata/v2/
TimeAccountType('JM_TAT_ANNUALY')/accountCreationAutomationLevelNav"
      }
    },
    "recalculationBasedFieldList": {
      "results": [
        {
          "__metadata": {
            "uri": "https://<api-server>/odata/v2/
RecalculationBasedField(TimeAccountType_externalCode='JM_TAT_ANNUALY',recalcField='f
te')",
            "type": "SFOData.RecalculationBasedField"
          },
          "recalcField": "fte",
          "TimeAccountType_externalCode": "JM_TAT_ANNUALY",
          "entityUUID": "95699576A73E4EE8B390347DC3A32DC6"
        }
      ]
    },
    "payComponentTerminationAccrualSeparatedNav": {
      "__deferred": {
        "uri": "https://<api-server>/odata/v2/
TimeAccountType('JM_TAT_ANNUALY')/payComponentTerminationAccrualSeparatedNav"
      }
    },
    "timeAccountPayoutProfileNav": {
      "__deferred": {
        "uri": "https://<api-server>/odata/v2/
TimeAccountType('JM_TAT_ANNUALY')/timeAccountPayoutProfileNav"
      }
    },
    "accrualCalculationMethodNav": {
      "__deferred": {
        "uri": "https://<api-server>/odata/v2/
TimeAccountType('JM_TAT_ANNUALY')/accrualCalculationMethodNav"
      }
    },
    "terminationRuleDataEffectiveDateNav": {
      "__deferred": {
        "uri": "https://<api-server>/odata/v2/
TimeAccountType('JM_TAT_ANNUALY')/terminationRuleDataEffectiveDateNav"
      }
    },
    "countryNav": {
      "__deferred": {

```





## Properties

This section lists only the properties and navigation properties that require special business logic, permission, or other additional information. For more information, refer to the API dictionary in [Admin Center](#) [API Center](#) [OData API Data Dictionary](#) or the API metadata using query: `https://<api-server>/odata/v2/<Entity>/$metadata`.

### Properties

Property	Description
includeInLeaveLoadingCalculations	The option to allow the Time Account Type to be included in the leave loading calculations.

## Use Case : Querying the TimeAccountTypeAUS data for the user

Querying the Time Account Type information for an Australian employee.

### Request

Operation	Query
HTTP Method	GET
URI	<code>https://&lt;API-Server&gt;/odata/v2/TimeAccountTypeAUS?\$format=json</code>

### Response

```
{
  "d": {
    "results": [
      {
        "__metadata": {
          "uri": "https:<API-Server>/odata/v2/TimeAccountTypeAUS(TimeAccountType_externalCode='TimeAccountTypeAUSAPI',externalCode=10908L)",
          "type": "SFOData.TimeAccountTypeAUS"
        },
        "externalCode": "10908",
        "TimeAccountType_externalCode": "TimeAccountTypeAUSAPI",
        "lastModifiedDateTime": "/Date(1589916838000+0000)/",
        "lastModifiedBy": "admin",
        "createdDateTime": "/Date(1589916838000+0000)/",
        "mdfSystemRecordStatus": "N",
        "includeInLeaveLoadingCalculations": true,
        "createdBy": "admin",
        "createdByNav": {
          "__deferred": {
            "uri": "https://<API-Server>/odata/v2/TimeAccountTypeAUS(TimeAccountType_externalCode='TimeAccountTypeAUSAPI',externalCode=10908L)/createdByNav"
          }
        }
      }
    ]
  }
}
```

```

    "lastModifiedByNav": {
      "__deferred": {
        "uri": "https://<API-Server>/odata/v2/
TimeAccountTypeAUS(TimeAccountType_externalCode='TimeAccountTypeAUSAPI',externalCode
=10908L)/lastModifiedByNav"
      }
    },
    "mdfSystemRecordStatusNav": {
      "__deferred": {
        "uri": "https://<API-Server>/odata/v2/
TimeAccountTypeAUS(TimeAccountType_externalCode='TimeAccountTypeAUSAPI',externalCode
=10908L)/mdfSystemRecordStatusNav"
      }
    }
  }
]
}
}

```

## Related Information

[SAP Business Accelerator Hub: TimeAccountTypeAUS](#)

### 9.4.16.1.29 TimeManagementAlert

Time Management alerts draw your attention to something you need to take care of in Time Management.

Operation Allowed	Description
GET	Query a record

## Properties

Here you can see the required fields and business keys for this entity. Check the OData API dictionary in your instance to see the complete list of properties, and check your metadata for navigations, and associations.

Property	Business Key	Required Field	Description
externalCode	Yes	Yes	External Code

Property	Business Key	Required Field	Description
category	No	Yes	Category e.g. the origin of the time alert. Can have the values <ul style="list-style-type: none"> <li>• ABSENCE_RECALCULATE</li> <li>• ACCRUAL_RECALCULATE</li> <li>• TRANSFERDATE_RECALCULATE</li> <li>• TIME_SHEET_RECALCULATE</li> <li>• TIME_SHEET_GENERATE or</li> <li>• TIME_SHEET_IMPORT</li> </ul>
targetType	No	Yes	Affected target. Currently the only value is USER.
severity	No	Yes	Severity of the alert. Can be either: <ul style="list-style-type: none"> <li>• ERROR or</li> <li>• WARNING</li> </ul>
status	No	Yes	Status of the alert. Can be either <ul style="list-style-type: none"> <li>• NEW or</li> <li>• CONFIRMED</li> </ul>
date	No	Yes	Date on which the alert occurred
targetId	No	No	Id of the target of type targetType.

## Navigation Properties

Navigation Property	Related Entity	Description
timeManagementAlertMessage	TimeManagementAlertMessage	Navigates to a list of TimeManagementAlertMessages.

### Code Examples

Example for a request which gets all TimeManagementAlerts for the user with the user id "cgrant"

Query:

`https://<hostname>/odata/v2/TimeManagementAlert?targetId='cgrant'&$format=json`

Response:

### Sample Code

```
    "__metadata": {
      "uri": "https://<hostname>/odata/v2/
TimeManagementAlert('2fa03156e0b249feb4a12cdb4e0eac0e')",
      "type": "SFOData.TimeManagementAlert"
    },
    "externalCode": "2fa03156e0b249feb4a12cdb4e0eac0e",
    "date": "/Date(1531267200000)/",
    "concatenatedMessage": "Save Error: This is the text defined in
co_messageDefinition.",
    "severity": "ERROR",
    "targetId": "cgrant",
    "targetType": "USER",
    "category": "ACCRUAL_RECALCULATE",
    "severityName": "Error",
    "status": "NEW",
    "targetTypeNav": {
      "__deferred": {
        "uri":
"https://<hostname>/odata/v2/
TimeManagementAlert('2fa03156e0b249feb4a12cdb4e0eac0e')/targetTypeNav"
      }
    },
    "severityNav": {
      "__deferred": {
        "uri":
"https://<hostname>/odata/v2/
TimeManagementAlert('2fa03156e0b249feb4a12cdb4e0eac0e')/severityNav"
      }
    },
    "statusNav": {
      "__deferred": {
        "uri":
"https://<hostname>/odata/v2/
TimeManagementAlert('2fa03156e0b249feb4a12cdb4e0eac0e')/statusNav"
      }
    },
    "categoryNav": {
      "__deferred": {
        "uri":
"https://<hostname>/odata/v2/
TimeManagementAlert('2fa03156e0b249feb4a12cdb4e0eac0e')/categoryNav"
      }
    },
    "targetIdNav": {
      "__deferred": {
        "uri":
"https://<hostname>/odata/v2/
TimeManagementAlert('2fa03156e0b249feb4a12cdb4e0eac0e')/targetIdNav"
      }
    },
    "wfRequestNav": {
      "__deferred": {
        "uri":
"https://<hostname>/odata/v2/
TimeManagementAlert('2fa03156e0b249feb4a12cdb4e0eac0e')/wfRequestNav"
      }
    }
  }
}
```

## 9.4.16.1.30 TimeManagementAlertMessage

This entity represents a message which is contained in a TimeManagementAlert.

Operation Allowed	Description
GET	Query a record

### Properties

Here you can see the required fields and business keys for this entity. Check the OData API dictionary in your instance to see the complete list of properties, and check your metadata for navigations, and associations.

Property	Business Key	Required Field	Description
TimeManagementAlert_externalCode	Yes	Yes	Time Management Alert External Code
externalCode	Yes	Yes	External Code
messageKey	No	Yes	The technical name of the error message that is displayed localized in the alert tab.
messageParameter1	No	No	Optional message parameter
messageParameter2	No	No	Optional message parameter
messageParameter3	No	No	Optional message parameter
messageParameter4	No	No	Optional message parameter
messageParameter5	No	No	Optional message parameter
date	No	Yes	Date on which the message was raised
defaultMessageText	No	Yes	If the language-dependent message cannot be generated, this text is used by default.
employeeTime	No	No	If this time alert references an employee time object, the object appears here.
employeeTimeSheet	No	No	If this time alert references an employee time sheet object, the object appears here.
timeAccount	No	No	If this time alert references a time account type accrual transfer, the object appears here.

Property	Business Key	Required Field	Description
timeAccountTypeAccrual-Transfer	No	No	If this time alert references an employee time object, the object appears here.

## Navigation Properties

Navigation Property	Related Entity	Description
timeAccountNav	TimeAccount	Navigation to the TimeAccount
employeeTimeNav	EmployeeTime	Navigation to the EmployeeTime
employeeTimeSheetNav	EmployeeTimeSheet	Navigates to the EmployeeTimeSheet

### Code Examples

Request to get all messages for a TimeManagementAlert which has the externalCode 'd1e3b9e5efa74860807b48af8462018d':

Query:

https://<hostname>/odata/v2/TimeManagementAlertMessage?TimeManagementAlert\_externalCode='d1e3b9e5efa74860807b48af8462018d'&\$format=json

Response:

#### Sample Code

```
{
  "d": {
    "results": [
      {
        "__metadata": {
          "uri": "https://<hostname>/odata/v2/TimeManagementAlertMessage(TimeManagementAlert_externalCode='d1e3b9e5efa74860807b48af8462018d',externalCode='157d8648c764486da07f77254b9bb813')",
          "type": "SFOData.TimeManagementAlertMessage"
        },
        "TimeManagementAlert_externalCode": "d1e3b9e5efa74860807b48af8462018d",
        "externalCode": "157d8648c764486da07f77254b9bb813",
        "date": "/Date(1492905600000)/",
        "lastModifiedDateTime": "/Date(1530790622000+0000)/",
        "messageParameter3": null,
        "messageParameter2": null,
        "messageParameter4": null,
        "createdDate": "/Date(1530790622000+0000)/",
        "defaultMessageText": "No main attendance time type is assigned to your time profile. Please contact your system administrator.",
        "employeeTimeSheet": null,
        "messageParameter1": null,
        "employeeTime": null,
        "messageKey": "TIMEANDLABOR_TS_CONFIGURATION_NO_MAIN_ATTENDANCE_TIME_TYPE_FOR_EMPLOYEE",
        "timeAccount": null,
        "lastModifiedBy": "admin",
      }
    ]
  }
}
```

```

        "timeAccountTypeAccrualTransfer": null,
        "mdfSystemRecordStatus": "N",
        "createdBy": "admin",
        "createdByNav": {
            "__deferred": {
                "uri": "https://<hostname>/odata/v2/
TimeManagementAlertMessage(TimeManagementAlert_externalCode='d1e3b9e5efa74860807b
48af8462018d',externalCode='157d8648c764486da07f77254b9bb813')/createdByNav"
            }
        },
        "lastModifiedByNav": {
            "__deferred": {
                "uri": "https://<hostname>/odata/v2/
TimeManagementAlertMessage(TimeManagementAlert_externalCode='d1e3b9e5efa74860807b
48af8462018d',externalCode='157d8648c764486da07f77254b9bb813')/lastModifiedByNav"
            }
        },
        "mdfSystemRecordStatusNav": {
            "__deferred": {
                "uri": "https://<hostname>/odata/v2/
TimeManagementAlertMessage(TimeManagementAlert_externalCode='d1e3b9e5efa74860807b
48af8462018d',externalCode='157d8648c764486da07f77254b9bb813')/
mdfSystemRecordStatusNav"
            }
        },
        "timeAccountNav": {
            "__deferred": {
                "uri": "https://<hostname>/odata/v2/
TimeManagementAlertMessage(TimeManagementAlert_externalCode='d1e3b9e5efa74860807b
48af8462018d',externalCode='157d8648c764486da07f77254b9bb813')/timeAccountNav"
            }
        },
        "employeeTimeNav": {
            "__deferred": {
                "uri": "https://<hostname>/odata/v2/
TimeManagementAlertMessage(TimeManagementAlert_externalCode='d1e3b9e5efa74860807b
48af8462018d',externalCode='157d8648c764486da07f77254b9bb813')/employeeTimeNav"
            }
        },
        "employeeTimeSheetNav": {
            "__deferred": {
                "uri": "https://<hostname>/odata/v2/
TimeManagementAlertMessage(TimeManagementAlert_externalCode='d1e3b9e5efa74860807b
48af8462018d',externalCode='157d8648c764486da07f77254b9bb813')/
employeeTimeSheetNav"
            }
        }
    },
    {
        "__metadata": {
            "uri": "https://<hostname>/odata/v2/
TimeManagementAlertMessage(TimeManagementAlert_externalCode='d1e3b9e5efa74860807b
48af8462018d',externalCode='7afac01127f242a684aa6fa915ae6188')",
            "type": "SFOData.TimeManagementAlertMessage"
        },
        "TimeManagementAlert_externalCode":
"d1e3b9e5efa74860807b48af8462018d",
        "externalCode": "7afac01127f242a684aa6fa915ae6188",
        "date": "/Date(1493510400000)/",
        "lastModifiedDateTime": "/Date(1530790622000+0000)/",
        "messageParameter3": null,
        "messageParameter2": null,
        "messageParameter4": null,
        "createdDate": "/Date(1530790622000+0000)/",
        "defaultMessageText": "No main attendance time type is assigned
to your time profile. Please contact your system administrator.",
        "employeeTimeSheet": null,
        "messageParameter1": null,

```

```

        "employeeTime": null,
        "messageKey":
"TIMEANDLABOR_TS_CONFIGURATION_NO_MAIN_ATTENDANCE_TIME_TYPE_FOR_EMPLOYEE",
        "timeAccount": null,
        "lastModifiedBy": "admin",
        "timeAccountTypeAccrualTransfer": null,
        "mdfSystemRecordStatus": "N",
        "createdBy": "admin",
        "createdByNav": {
            "__deferred": {
                "uri": "https://<hostname>/odata/v2/
TimeManagementAlertMessage(TimeManagementAlert_externalCode='d1e3b9e5efa74860807b
48af8462018d',externalCode='7afac01127f242a684aa6fa915ae6188')/createdByNav"
            }
        },
        "lastModifiedByNav": {
            "__deferred": {
                "uri": "https://<hostname>/odata/v2/
TimeManagementAlertMessage(TimeManagementAlert_externalCode='d1e3b9e5efa74860807b
48af8462018d',externalCode='7afac01127f242a684aa6fa915ae6188')/lastModifiedByNav"
            }
        },
        "mdfSystemRecordStatusNav": {
            "__deferred": {
                "uri": "https://<hostname>/odata/v2/
TimeManagementAlertMessage(TimeManagementAlert_externalCode='d1e3b9e5efa74860807b
48af8462018d',externalCode='7afac01127f242a684aa6fa915ae6188')/
mdfSystemRecordStatusNav"
            }
        },
        "timeAccountNav": {
            "__deferred": {
                "uri": "https://<hostname>/odata/v2/
TimeManagementAlertMessage(TimeManagementAlert_externalCode='d1e3b9e5efa74860807b
48af8462018d',externalCode='7afac01127f242a684aa6fa915ae6188')/timeAccountNav"
            }
        },
        "employeeTimeNav": {
            "__deferred": {
                "uri": "https://<hostname>/odata/v2/
TimeManagementAlertMessage(TimeManagementAlert_externalCode='d1e3b9e5efa74860807b
48af8462018d',externalCode='7afac01127f242a684aa6fa915ae6188')/employeeTimeNav"
            }
        },
        "employeeTimeSheetNav": {
            "__deferred": {
                "uri": "https://<hostname>/odata/v2/
TimeManagementAlertMessage(TimeManagementAlert_externalCode='d1e3b9e5efa74860807b
48af8462018d',externalCode='7afac01127f242a684aa6fa915ae6188')/
employeeTimeSheetNav"
            }
        }
    }
}
}

```



## 9.4.16.1.31 TimeManagementPriorServiceConfiguration

This entity contains the Prior Service related configuration for Time Management.

### Supported Operations

Query

### Properties

This section lists only the properties and navigation properties that require special business logic, permission, or other additional information. For more information, refer to the API dictionary in [Admin Center](#) [API Center](#) [OData API Data Dictionary](#) or the API metadata using query: `https://<api-server>/odata/v2/<Entity>/$metadata`.

### Properties

Property	Description
country	To enable the option for selecting the country for the object.
externalName	To enable the option for providing the name for the object.

### Use Case : Querying TimeManagementPriorServiceConfiguration data for the user

Querying the Time Management Prior Service Configuration for an employee.

### Request

Operation	Query
HTTP Method	GET
URI	<code>https://&lt;API-Server&gt;/odata/v2/TimeManagementPriorServiceConfiguration?\$format=json</code>


### Response

```
{
  "d": {
    "results": [
      {
```

```

    "__metadata": {
      "uri": "https://<API-Server>/odata/v2/
TimeManagementPriorServiceConfiguration('1')",
      "type": "SFOData.TimeManagementPriorServiceConfiguration"
    },
    "externalCode": "1",
    "country": "AUS",
    "externalName_nl_NL": null,
    "lastModifiedDate": "/Date(1597342452000+0000)/",
    "createdDateTime": "/Date(1597342452000+0000)/",
    "externalName_defaultValue": "Aus",
    "externalName_es_ES": null,
    "externalName_fr_CA": null,
    "externalName_ja_JP": null,
    "externalName_pt_BR": null,
    "externalName_en_SAP_SLS": null,
    "externalName_ru_RU": null,
    "externalName_it_IT": null,
    "lastModifiedBy": "admin",
    "externalName_zh_CN": null,
    "externalName_localized": "Aus",
    "mdfSystemRecordStatus": "N",
    "externalName_fr_FR": null,
    "externalName_de_DE": null,
    "externalName_ko_KR": null,
    "createdBy": "admin",
    "externalName_en_US": "Aus",
    "externalName_en_GB": null,
    "createdByNav": {
      "__deferred": {
        "uri": "https://<API-Server>/odata/v2/
TimeManagementPriorServiceConfiguration('1')/createdByNav"
      }
    },
    "externalNameTranslationTextNav": {
      "__deferred": {
        "uri": "https://<API-Server>/odata/v2/
TimeManagementPriorServiceConfiguration('1')/externalNameTranslationTextNav"
      }
    },
    "lastModifiedByNav": {
      "__deferred": {
        "uri": "https://<API-Server>/odata/v2/
TimeManagementPriorServiceConfiguration('1')/lastModifiedByNav"
      }
    },
    "mdfSystemRecordStatusNav": {
      "__deferred": {
        "uri": "https://<API-Server>/odata/v2/
TimeManagementPriorServiceConfiguration('1')/mdfSystemRecordStatusNav"
      }
    },
    "countryExtensionAUS": {
      "__deferred": {
        "uri": "https://<API-Server>/odata/v2/
TimeManagementPriorServiceConfiguration('1')/countryExtensionAUS"
      }
    },
    "countryNav": {
      "__deferred": {
        "uri": "https://<API-Server>/odata/v2/
TimeManagementPriorServiceConfiguration('1')/countryNav"
      }
    },
    "wfRequestNav": {
      "__deferred": {
        "uri": "https://<API-Server>/odata/v2/
TimeManagementPriorServiceConfiguration('1')/wfRequestNav"
      }
    }
  }
}

```



## 9.4.16.1.31.1 TimeManagementPriorServiceConfigurationUseCaseDetailAUS

This entity contains the Prior Service related configuration for Time Management only for Australian employees.

### Supported Operations

Query

### Properties

This section lists only the properties and navigation properties that require special business logic, permission, or other additional information. For more information, refer to the API dictionary in [Admin Center](#) [API Center](#) [OData API Data Dictionary](#) or the API metadata using query: `https://<api-server>/odata/v2/<Entity>/$metadata`.

### Properties

Property	Description
priorServiceUseCase	To enable the option for selecting the prior service use case.
maximumBreakInServiceThreshold	To enable the option for selecting the threshold value.
maximumBreakInServiceThresholdUnit	To enable the option for selecting the threshold enum (either 'Days' or 'Months' )
processingOnTimeAccount	To enable the option for selecting the enum for processing on time account (either 'None' or 'Calculate Transfer Date' )

### Use Case : Querying the TimeManagementPriorServiceConfigurationUseCaseDetailAUS data for a user

Querying the Time Management Prior Service User Case Configuration details for an Australian employee.

## Request

Operation	Query
HTTP Method	GET
URI	https://<API-Server>/odata/v2/ TimeManagementPriorServiceConfigurationUseCaseDetailAUS? \$format=json

## Response

```
{
  "d": {
    "results": [
      {
        "__metadata": {
          "uri": "https://<API-Server>/odata/v2/  
TimeManagementPriorServiceConfigurationUseCaseDetailAUS(TimeManagementPriorServiceCo  
nfiguration_externalCode='1',externalCode='1')",
          "type": "SFOData.TimeManagementPriorServiceConfigurationUseCaseDetailAUS"
        },
        "TimeManagementPriorServiceConfiguration_externalCode": "1",
        "externalCode": "1",
        "maximumBreakInServiceThreshold": null,
        "priorServiceUseCase": "1",
        "lastModifiedDate": "/Date(1597342452000+0000)/",
        "lastModifiedBy": "admin",
        "createdDateTime": "/Date(1597342452000+0000)/",
        "processingOnTimeAccount": "CALCULATE_TRANSFER_DATE",
        "mdfSystemRecordStatus": "N",
        "maximumBreakInServiceThresholdUnit": null,
        "createdBy": "admin",
        "createdByNav": {
          "__deferred": {
            "uri": "https://<API-Server>/odata/v2/  
TimeManagementPriorServiceConfigurationUseCaseDetailAUS(TimeManagementPriorServiceCo  
nfiguration_externalCode='1',externalCode='1')/createdByNav"
          }
        },
        "processingOnTimeAccountNav": {
          "__deferred": {
            "uri": "https://<API-Server>/odata/v2/  
TimeManagementPriorServiceConfigurationUseCaseDetailAUS(TimeManagementPriorServiceCo  
nfiguration_externalCode='1',externalCode='1')/processingOnTimeAccountNav"
          }
        },
        "lastModifiedByNav": {
          "__deferred": {
            "uri": "https://<API-Server>/odata/v2/  
TimeManagementPriorServiceConfigurationUseCaseDetailAUS(TimeManagementPriorServiceCo  
nfiguration_externalCode='1',externalCode='1')/lastModifiedByNav"
          }
        },
        "maximumBreakInServiceThresholdUnitNav": {
          "__deferred": {
            "uri": "https://<API-Server>/odata/v2/  
TimeManagementPriorServiceConfigurationUseCaseDetailAUS(TimeManagementPriorServiceCo  
nfiguration_externalCode='1',externalCode='1')/  
maximumBreakInServiceThresholdUnitNav"
          }
        },
        "mdfSystemRecordStatusNav": {
          "__deferred": {
```



Property	Business Key	Required Field	Description
offsetInDays	No	Yes	This offset determines when termination end handling is processed. For example, if the value is 14, then termination end handling will be processed 14 days after the employee's termination date.
automationLevelOfEmployeeTimeProcessing	No	Yes	The level is set to either no automation or full automation. In the case of full automation, during termination end handling, all absence requests overlapping with the termination date will be delimited. Absence requests starting after the termination date will be cancelled. In the case of no automation, an alert will be raised for each absence request that overlaps with, or starts after, the termination date.
automationLevelOfTimeAccountClosing	No	Yes	The level is set to either no automation or full automation. In the case of full automation, all open time accounts will be closed during termination end handling. In the case of no automation, no time accounts will be closed during termination end handling.
excludes	No	No	Time account types and event reasons for which the termination end handling is not executed can be excluded here.

Property	Business Key	Required Field	Description
activationStatus	No	Yes	Setting for the activation status. <ul style="list-style-type: none"> <li>Active: The Termination End Handling process is generally applied.</li> <li>Inactive: The Termination End Handling process is generally not applied.</li> <li>Active for Configured Legal Entities Only: The Termination End Handling Configuration object is active only for certain legal entities.</li> </ul>
countryConfiguration	No	No	List of country-specific Termination End Handling Configuration.

## Use Case: Termination End Handling 1 Day After Termination Date

You want to schedule termination end handling to run 1 day after the employee's termination date.

### Request

Operation	Query
HTTP Method	GET
URI	https://<api-server>/odata/v2/TimeManagementTerminationEndHandlingConfiguration('TIME_TERMINATION_END_HANDLING_CONFIGURATION')?\$format=json>

### Response

```
{
  "d": {
    "__metadata": {
      "uri": "http://<api-server>/odata/v2/TimeManagementTerminationEndHandlingConfiguration('TIME_TERMINATION_END_HANDLING_CONFIGURATION')",
      "type": "SFOData.TimeManagementTerminationEndHandlingConfiguration"
    },
    "externalCode": "TIME_TERMINATION_END_HANDLING_CONFIGURATION",
    "excludes": "TERMINATION_END_HANDLING_EXCLUSION",
    "lastModifiedDateTime": "/Date(1697192718000+0000)/",
    "entityUUID": "2AD6FE5F92FF4BA18B570D2863FFFBD1",
    "lastModifiedBy": "admin3",
    "automationLevelOfTimeAccountClosing": "NO_AUTOMATION",
  }
}
```

```

    "activationStatus": "ACTIVE",
    "createdDateTime": "/Date(1611585615000+0000)/",
    "mdfSystemRecordStatus": "N",
    "automationLevelOfEmployeeTimeProcessing": "AUTOMATION",
    "createdBy": "admin3",
    "offsetInDays": "1",
    "activationStatusNav": {
      "__deferred": {
        "uri": "http://<api-server>/odata/v2/
TimeManagementTerminationEndHandlingConfiguration('TIME_TERMINATION_END_HANDLING_CON
FIGURATION')/activationStatusNav"
      }
    },
    "createdByNav": {
      "__deferred": {
        "uri": "http://<api-server>/odata/v2/
TimeManagementTerminationEndHandlingConfiguration('TIME_TERMINATION_END_HANDLING_CON
FIGURATION')/createdByNav"
      }
    },
    "automationLevelOfEmployeeTimeProcessingNav": {
      "__deferred": {
        "uri": "http://<api-server>/odata/v2/
TimeManagementTerminationEndHandlingConfiguration('TIME_TERMINATION_END_HANDLING_CON
FIGURATION')/automationLevelOfEmployeeTimeProcessingNav"
      }
    },
    "countryConfiguration": {
      "__deferred": {
        "uri": "http://<api-server>/odata/v2/
TimeManagementTerminationEndHandlingConfiguration('TIME_TERMINATION_END_HANDLING_CON
FIGURATION')/countryConfiguration"
      }
    },
    "excludesNav": {
      "__deferred": {
        "uri": "http://<api-server>/odata/v2/
TimeManagementTerminationEndHandlingConfiguration('TIME_TERMINATION_END_HANDLING_CON
FIGURATION')/excludesNav"
      }
    },
    "wfRequestNav": {
      "__deferred": {
        "uri": "http://<api-server>/odata/v2/
TimeManagementTerminationEndHandlingConfiguration('TIME_TERMINATION_END_HANDLING_CON
FIGURATION')/wfRequestNav"
      }
    },
    "lastModifiedByNav": {
      "__deferred": {
        "uri": "http://<api-server>/odata/v2/
TimeManagementTerminationEndHandlingConfiguration('TIME_TERMINATION_END_HANDLING_CON
FIGURATION')/lastModifiedByNav"
      }
    },
    "automationLevelOfTimeAccountClosingNav": {
      "__deferred": {
        "uri": "http://<api-server>/odata/v2/
TimeManagementTerminationEndHandlingConfiguration('TIME_TERMINATION_END_HANDLING_CON
FIGURATION')/automationLevelOfTimeAccountClosingNav"
      }
    },
    "mdfSystemRecordStatusNav": {
      "__deferred": {
        "uri": "http://<api-server>/odata/v2/
TimeManagementTerminationEndHandlingConfiguration('TIME_TERMINATION_END_HANDLING_CON
FIGURATION')/mdfSystemRecordStatusNav"
      }
    }
  }
}

```



```
}  
  }  
}
```

### 9.4.16.1.32.1 TimeManagementTerminationEndHandlingExcludedTimeAccountType

This entity contains the time account types that you want to exclude from the termination end handling process. It is used in Time Management Termination End Handling Exclusion.

#### Supported Operations

Query

#### Properties and Navigation Properties

This section lists only the properties and navigation properties that require special business logic, permission, or other additional information. For more information, refer to the API dictionary in [Admin Center > API Center > OData API Data Dictionary](#) or the API metadata using query: `https://<api-server>/odata/v2/<Entity>/$metadata`.

#### Properties

Property			Description
externalCode	Yes	Yes	External Code for Time Management Termination End Handling Excluded Time Account Type.
time AccountType	No	Yes	Time account type excluded from termination end handling.

#### Use Case: Exclude Time Account Type

Use the entity to exclude a time account type from termination end handling.

## Request

Operation	Query
HTTP Method	GET
URI	<code>https://&lt;api-server&gt;/odata/v2/ TimeManagementTerminationEndHandlingExclusion('TERMINATION_ END_HANDLING_EXCLUSION')? \$expand=excludedTimeAccountTypes&amp;\$format=JSON</code>

## Response

```
{
  "d": {
    "__metadata": {
      "uri": "http://<api-server>/odata/v2/  
TimeManagementTerminationEndHandlingExclusion('TERMINATION_END_HANDLING_EXCLUSION')",
      "type": "SFOData.TimeManagementTerminationEndHandlingExclusion"
    },
    "externalCode": "TERMINATION_END_HANDLING_EXCLUSION",
    "lastModifiedDate": "/Date(1697192690000+0000)/",
    "entityUUID": "F8B73061FCA3482CAF0D23FE3EA77DE8",
    "lastModifiedBy": "admin3",
    "createdDateTime": "/Date(1697192690000+0000)/",
    "mdfSystemRecordStatus": "N",
    "createdBy": "admin3",
    "excludedTimeAccountTypes": {
      "results": [
        {
          "__metadata": {
            "uri": "http://<api-server>/odata/v2/  
TimeManagementTerminationEndHandlingExcludedTimeAccountType(TimeManagementTerminationEndHandlingExclusion_externalCode='TERMINATION_END_HANDLING_EXCLUSION',externalCode='1')",
            "type": "SFOData.TimeManagementTerminationEndHandlingExcludedTimeAccountType"
          },
          "TimeManagementTerminationEndHandlingExclusion_externalCode": "TERMINATION_END_HANDLING_EXCLUSION",
          "externalCode": "1",
          "lastModifiedDate": "/Date(1697192690000+0000)/",
          "entityUUID": "E408CBELC2754E05999B48BE5BD268F9",
          "lastModifiedBy": "admin3",
          "createdDateTime": "/Date(1697192690000+0000)/",
          "mdfSystemRecordStatus": "N",
          "timeAccountType": "Vacation Days",
          "createdBy": "admin3",
          "timeAccountTypeNav": {
            "__deferred": {
              "uri": "http://<api-server>/odata/v2/  
TimeManagementTerminationEndHandlingExcludedTimeAccountType(TimeManagementTerminationEndHandlingExclusion_externalCode='TERMINATION_END_HANDLING_EXCLUSION',externalCode='1')/timeAccountTypeNav"
            }
          },
          "createdByNav": {
            "__deferred": {
              "uri": "http://<api-server>/odata/v2/  
TimeManagementTerminationEndHandlingExcludedTimeAccountType(TimeManagementTerminationEndHandlingExclusion_externalCode='TERMINATION_END_HANDLING_EXCLUSION',externalCode='1')/createdByNav"
            }
          }
        }
      ]
    }
  },
}
```

```

        "lastModifiedByNav": {
            "__deferred": {
                "uri": "http://<api-server>/odata/v2/
TimeManagementTerminationEndHandlingExcludedTimeAccountType(TimeManagementTerminatio
nEndHandlingExclusion_externalCode='TERMINATION_END_HANDLING_EXCLUSION',externalCode
='1')/lastModifiedByNav"
            }
        },
        "mdfSystemRecordStatusNav": {
            "__deferred": {
                "uri": "http://<api-server>/odata/v2/
TimeManagementTerminationEndHandlingExcludedTimeAccountType(TimeManagementTerminatio
nEndHandlingExclusion_externalCode='TERMINATION_END_HANDLING_EXCLUSION',externalCode
='1')/mdfSystemRecordStatusNav"
            }
        }
    },
    {
        "__metadata": {
            "uri": "http://<api-server>/odata/v2/
TimeManagementTerminationEndHandlingExcludedTimeAccountType(TimeManagementTerminatio
nEndHandlingExclusion_externalCode='TERMINATION_END_HANDLING_EXCLUSION',externalCode
='2')",
            "type":
                "SFOData.TimeManagementTerminationEndHandlingExcludedTimeAccountType"
        },
        "TimeManagementTerminationEndHandlingExclusion_externalCode":
            "TERMINATION_END_HANDLING_EXCLUSION",
        "externalCode": "2",
        "lastModifiedDateTime": "/Date(1697192690000+0000)/",
        "entityUUID": "3F0253FF2D574D7ABC1CF5B2A72E5A1E",
        "lastModifiedBy": "admin3",
        "createdDateTime": "/Date(1697192690000+0000)/",
        "mdfSystemRecordStatus": "N",
        "timeAccountType": "TAT_VACATION_MR_HOURS_PERMANENT",
        "createdBy": "admin3",
        "timeAccountTypeNav": {
            "__deferred": {
                "uri": "http://<api-server>/odata/v2/
TimeManagementTerminationEndHandlingExcludedTimeAccountType(TimeManagementTerminatio
nEndHandlingExclusion_externalCode='TERMINATION_END_HANDLING_EXCLUSION',externalCode
='2')/timeAccountTypeNav"
            }
        },
        "createdByNav": {
            "__deferred": {
                "uri": "http://<api-server>/odata/v2/
TimeManagementTerminationEndHandlingExcludedTimeAccountType(TimeManagementTerminatio
nEndHandlingExclusion_externalCode='TERMINATION_END_HANDLING_EXCLUSION',externalCode
='2')/createdByNav"
            }
        },
        "lastModifiedByNav": {
            "__deferred": {
                "uri": "http://<api-server>/odata/v2/
TimeManagementTerminationEndHandlingExcludedTimeAccountType(TimeManagementTerminatio
nEndHandlingExclusion_externalCode='TERMINATION_END_HANDLING_EXCLUSION',externalCode
='2')/lastModifiedByNav"
            }
        },
        "mdfSystemRecordStatusNav": {
            "__deferred": {
                "uri": "http://<api-server>/odata/v2/
TimeManagementTerminationEndHandlingExcludedTimeAccountType(TimeManagementTerminatio
nEndHandlingExclusion_externalCode='TERMINATION_END_HANDLING_EXCLUSION',externalCode
='2')/mdfSystemRecordStatusNav"
            }
        }
    }
}

```



## Properties and Navigation Properties

This section lists only the properties and navigation properties that require special business logic, permission, or other additional information. For more information, refer to the API dictionary in [Admin Center](#) [API Center](#) [OData API Data Dictionary](#) or the API metadata using query: `https://<api-server>/odata/v2/<Entity>/$metadata`.

### Properties

Property	Business Key	Required Field	Description
externalCode	Yes	Yes	External Code for Time Management Termination End Handling Exclusion.
excludedTimeAccountTypes	No	No	Time Account Types excluded from termination end handling.
excludedEventReasons	No	No	Event Reasons excluded from termination end handling.

## Use Case: Exclude Event from Termination End Handling

You want to exclude an event from termination end handling.

### Request

Operation	Query
HTTP Method	GET
URI	<code>https://&lt;api-server&gt;/odata/v2/TimeManagementTerminationEndHandlingExclusion('TERMINATION_END_HANDLING_EXCLUSION')?\$format=json</code>

### Response

```
{
  "d": {
    "__metadata": {
      "uri": "http://<api-server>/odata/v2/TimeManagementTerminationEndHandlingExclusion('TERMINATION_END_HANDLING_EXCLUSION')",
      "type": "SFOData.TimeManagementTerminationEndHandlingExclusion"
    },
    "externalCode": "TERMINATION_END_HANDLING_EXCLUSION",
    "lastModifiedDate": "/Date(1697192690000+0000)/",
    "entityUUID": "F8B73061FCA3482CAF0D23FE3EA77DE8",
    "lastModifiedBy": "admin3",
    "createdDateTime": "/Date(1697192690000+0000)/",
    "mdfSystemRecordStatus": "N",
  }
}
```

```

    "createdBy": "admin3",
    "excludedTimeAccountTypes": {
      "__deferred": {
        "uri": "http://<api-server>/odata/v2/
TimeManagementTerminationEndHandlingExclusion('TERMINATION_END_HANDLING_EXCLUSION')/
excludedTimeAccountTypes"
      }
    },
    "createdByNav": {
      "__deferred": {
        "uri": "http://<api-server>/odata/v2/
TimeManagementTerminationEndHandlingExclusion('TERMINATION_END_HANDLING_EXCLUSION')/
createdByNav"
      }
    },
    "excludedEventReasons": {
      "__deferred": {
        "uri": "http://<api-server>/odata/v2/
TimeManagementTerminationEndHandlingExclusion('TERMINATION_END_HANDLING_EXCLUSION')/
excludedEventReasons"
      }
    },
    "wfRequestNav": {
      "__deferred": {
        "uri": "http://<api-server>/odata/v2/
TimeManagementTerminationEndHandlingExclusion('TERMINATION_END_HANDLING_EXCLUSION')/
wfRequestNav"
      }
    },
    "lastModifiedByNav": {
      "__deferred": {
        "uri": "http://<api-server>/odata/v2/
TimeManagementTerminationEndHandlingExclusion('TERMINATION_END_HANDLING_EXCLUSION')/
lastModifiedByNav"
      }
    },
    "mdfSystemRecordStatusNav": {
      "__deferred": {
        "uri": "http://<api-server>/odata/v2/
TimeManagementTerminationEndHandlingExclusion('TERMINATION_END_HANDLING_EXCLUSION')/
mdfSystemRecordStatusNav"
      }
    }
  }
}

```

### 9.4.16.1.32.3 TimeManagementTerminationEndHandlingExclud edEventReason

This entity contains the event reasons you want to exclude from the termination end handling process. This entity is used in Time Management Termination End Handling Exclusion.

## Supported Operations

Query

## Properties and Navigation Properties

This section lists only the properties and navigation properties that require special business logic, permission, or other additional information. For more information, refer to the API dictionary in [Admin Center](#) [API Center](#) [OData API Data Dictionary](#) or the API metadata using query: `https://<api-server>/odata/v2/<Entity>/$metadata`.

### Properties

Property	Business Key	Required	Description
externalCode	Yes	Yes	External Code for Time Management Termination End Handling Excluded Event Reason.
eventReason	No	Yes	Event reason excluded from termination end handling.

## Use Case: Give Reasons for Excluding From Termination End Handling

Use event reasons to exclude items from termination end handling.

### Request

Operation	Query>
HTTP Method	GET
URI	<code>https://&lt;api-server&gt;/odata/v2/TimeManagementTerminationEndHandlingExclusion('TERMINATION_END_HANDLING_EXCLUSION')?\$expand=excludedEventReasons&amp;\$format=JSON</code>

### Response

```
{
  "d": {
    "__metadata": {
      "uri": "http://<api-server>/odata/v2/TimeManagementTerminationEndHandlingExclusion('TERMINATION_END_HANDLING_EXCLUSION')",
      "type": "SFOData.TimeManagementTerminationEndHandlingExclusion"
    },
    "externalCode": "TERMINATION_END_HANDLING_EXCLUSION",
    "lastModifiedDateTime": "/Date(1697192690000+0000)/",
    "entityUUID": "F8B73061FCA3482CAF0D23FE3EA77DE8",
    "lastModifiedBy": "admin3",
    "createdDateTime": "/Date(1697192690000+0000)/",
    "mdfSystemRecordStatus": "N",
    "createdBy": "admin3",
    "excludedTimeAccountTypes": {
```

```

        "__deferred": {
            "uri": "http://<api-server>/odata/v2/
TimeManagementTerminationEndHandlingExclusion('TERMINATION_END_HANDLING_EXCLUSION')/
excludedTimeAccountTypes"
        }
    },
    "createdByNav": {
        "__deferred": {
            "uri": "http://<api-server>/odata/v2/
TimeManagementTerminationEndHandlingExclusion('TERMINATION_END_HANDLING_EXCLUSION')/
createdByNav"
        }
    },
    "excludedEventReasons": {
        "results": [
            {
                "__metadata": {
                    "uri": "http://<api-server>/odata/v2/
TimeManagementTerminationEndHandlingExcludedEventReason(TimeManagementTerminationEnd
HandlingExclusion_externalCode='TERMINATION_END_HANDLING_EXCLUSION',externalCode='1'
)",
                    "type":
                    "SFOData.TimeManagementTerminationEndHandlingExcludedEventReason"
                },
                "TimeManagementTerminationEndHandlingExclusion_externalCode":
                "TERMINATION_END_HANDLING_EXCLUSION",
                "externalCode": "1",
                "lastModifiedDate": "/Date(1697192690000+0000)/",
                "entityUUID": "1A8A741184674FC582086A548C8F6617",
                "lastModifiedBy": "admin3",
                "createdDateTime": "/Date(1697192690000+0000)/",
                "mdfSystemRecordStatus": "N",
                "eventReason": "TERERLRT",
                "createdBy": "admin3",
                "createdByNav": {
                    "__deferred": {
                        "uri": "http://<api-server>/odata/v2/
TimeManagementTerminationEndHandlingExcludedEventReason(TimeManagementTerminationEnd
HandlingExclusion_externalCode='TERMINATION_END_HANDLING_EXCLUSION',externalCode='1'
)/createdByNav"
                    }
                },
                "eventReasonNav": {
                    "__deferred": {
                        "uri": "http://<api-server>/odata/v2/
TimeManagementTerminationEndHandlingExcludedEventReason(TimeManagementTerminationEnd
HandlingExclusion_externalCode='TERMINATION_END_HANDLING_EXCLUSION',externalCode='1'
)/eventReasonNav"
                    }
                },
                "lastModifiedByNav": {
                    "__deferred": {
                        "uri": "http://<api-server>/odata/v2/
TimeManagementTerminationEndHandlingExcludedEventReason(TimeManagementTerminationEnd
HandlingExclusion_externalCode='TERMINATION_END_HANDLING_EXCLUSION',externalCode='1'
)/lastModifiedByNav"
                    }
                },
                "mdfSystemRecordStatusNav": {
                    "__deferred": {
                        "uri": "http://<api-server>/odata/v2/
TimeManagementTerminationEndHandlingExcludedEventReason(TimeManagementTerminationEnd
HandlingExclusion_externalCode='TERMINATION_END_HANDLING_EXCLUSION',externalCode='1'
)/mdfSystemRecordStatusNav"
                    }
                }
            }
        ]
    }
}
]

```



```

    },
    "wfRequestNav": {
      "__deferred": {
        "uri": "http://<api-server>/odata/v2/
TimeManagementTerminationEndHandlingExclusion('TERMINATION_END_HANDLING_EXCLUSION')/
wfRequestNav"
      }
    },
    "lastModifiedByNav": {
      "__deferred": {
        "uri": "http://<api-server>/odata/v2/
TimeManagementTerminationEndHandlingExclusion('TERMINATION_END_HANDLING_EXCLUSION')/
lastModifiedByNav"
      }
    },
    "mdfSystemRecordStatusNav": {
      "__deferred": {
        "uri": "http://<api-server>/odata/v2/
TimeManagementTerminationEndHandlingExclusion('TERMINATION_END_HANDLING_EXCLUSION')/
mdfSystemRecordStatusNav"
      }
    }
  }
}
}
}

```

## 9.4.16.1.32.4 TimeManagementTerminationEndHandlingLegalEntityConfiguration

This entity contains the termination end handling configuration specific to this legal entity. It is part of the Time Management Termination End Handling Configuration object.

### Supported Operations

Query

### Properties and Navigation Properties

This section lists only the properties and navigation properties that require special business logic, permission, or other additional information. For more information, refer to the API dictionary in [Admin Center](#) [API Center](#) [OData API Data Dictionary](#) or the API metadata using query: `https://<api-server>/odata/v2/<Entity>/$metadata`.

## Properties

Property			Description
externalCode	Yes	Yes	External Code for Time Management Termination End Handling Legal Entity Configuration.
legalEntity	No	Yes	Legal Entity for which this termination end handling configuration is valid.
offsetInDays	No	Yes	This offset determines when the termination end handling is processed. For example, if the value is equal to 14, then the termination end handling will be processed 14 days after the employee's termination date.
automationLevelOfEmployeeTimeProcessing	No	Yes	The level is either set to no automation or full automation. In the case of full automation, during termination end handling, all absence requests overlapping with the termination date will be delimited. Absence requests starting after the termination date will be cancelled. In the case of no automation, an alert will be raised for each absence request that overlaps with or starts after the termination date.
automationLevelOfTimeAccountClosing	No	Yes	The level is either set to no automation or full automation. In case of full automation, all open time accounts will be closed during termination end handling. In case of no automation, no time account will be closed during termination end handling.

Property			Description
excludes	No	Yes	Time account types and event reasons for which the termination end handling is not executed can be excluded here.
activationStatus	No	Yes	This activation status has the following settings: Active and Excluded. If this activation status is set to Active, then the termination end handling configuration for that legal entity is overridden. If the activation status is set to Excluded, then the employees contained in that legal entity are excluded from termination end handling.

## Use Case: Configure Termination End Handling for a Specific Legal Entity

Configure termination end handling for a specific legal entity.

### Request

Operation	Query
HTTP Method	GET
URI	https://<api-server>/odata/v2/ TimeManagementTerminationEndHandlingConfiguration('TERMINATION_END_HANDLING_CONFIGURATION')N

### Response

```
{
  "d": {
    "__metadata": {
      "uri": "http://<api-server>/odata/v2/TimeManagementTerminationEndHandlingConfiguration('TIME_TERMINATION_END_HANDLING_CONFIGURATION')",
      "type": "SFOData.TimeManagementTerminationEndHandlingConfiguration"
    },
    "externalCode": "TIME_TERMINATION_END_HANDLING_CONFIGURATION",
    "excludes": "TERMINATION_END_HANDLING_EXCLUSION",
    "lastModifiedDateTime": "/Date(1697192718000+0000)/",
    "entityUUID": "2AD6FE5F92FF4BA18B570D2863FFFBD1",
    "lastModifiedBy": "admin3",
    "automationLevelOfTimeAccountClosing": "NO_AUTOMATION",
    "activationStatus": "ACTIVE",
    "createdDateTime": "/Date(1611585615000+0000)/",
  }
}
```

```

    "mdfSystemRecordStatus": "N",
    "automationLevelOfEmployeeTimeProcessing": "AUTOMATION",
    "createdBy": "admin3",
    "offsetInDays": "1",
    "activationStatusNav": {
      "__deferred": {
        "uri": "http://<api-server>/odata/v2/
TimeManagementTerminationEndHandlingConfiguration('TIME_TERMINATION_END_HANDLING_CON
FIGURATION')/activationStatusNav"
      }
    },
    "createdByNav": {
      "__deferred": {
        "uri": "http://<api-server>/odata/v2/
TimeManagementTerminationEndHandlingConfiguration('TIME_TERMINATION_END_HANDLING_CON
FIGURATION')/createdByNav"
      }
    },
    "automationLevelOfEmployeeTimeProcessingNav": {
      "__deferred": {
        "uri": "http://<api-server>/odata/v2/
TimeManagementTerminationEndHandlingConfiguration('TIME_TERMINATION_END_HANDLING_CON
FIGURATION')/automationLevelOfEmployeeTimeProcessingNav"
      }
    },
    "countryConfiguration": {
      "results": []
    },
    "excludesNav": {
      "__deferred": {
        "uri": "http://<api-server>/odata/v2/
TimeManagementTerminationEndHandlingConfiguration('TIME_TERMINATION_END_HANDLING_CON
FIGURATION')/excludesNav"
      }
    },
    "wfRequestNav": {
      "__deferred": {
        "uri": "http://<api-server>/odata/v2/
TimeManagementTerminationEndHandlingConfiguration('TIME_TERMINATION_END_HANDLING_CON
FIGURATION')/wfRequestNav"
      }
    },
    "lastModifiedByNav": {
      "__deferred": {
        "uri": "http://<api-server>/odata/v2/
TimeManagementTerminationEndHandlingConfiguration('TIME_TERMINATION_END_HANDLING_CON
FIGURATION')/lastModifiedByNav"
      }
    },
    "automationLevelOfTimeAccountClosingNav": {
      "__deferred": {
        "uri": "http://<api-server>/odata/v2/
TimeManagementTerminationEndHandlingConfiguration('TIME_TERMINATION_END_HANDLING_CON
FIGURATION')/automationLevelOfTimeAccountClosingNav"
      }
    },
    "mdfSystemRecordStatusNav": {
      "__deferred": {
        "uri": "http://<api-server>/odata/v2/
TimeManagementTerminationEndHandlingConfiguration('TIME_TERMINATION_END_HANDLING_CON
FIGURATION')/mdfSystemRecordStatusNav"
      }
    }
  }
}

```

## 9.4.16.1.33 TimeType

A time type is created for each type of leave. You can use this entity to read the time types created.

### Supported Operations

Query

### Properties and Navigation Properties

This section lists only the properties and navigation properties that require special business logic, permission, or other additional information. For more information, refer to the API dictionary in [Admin Center](#) [API Center](#) [OData API Data Dictionary](#) or the API metadata using query: `https://<api-server>/odata/v2/<Entity>/$metadata`.

#### Navigation Properties

Navigation Property	Related Entity	Description
timeAccountPostingRules	TimeAccountPostingRule	Association to GO Time Account Posting Rule.

### Use Case: Get a specific time type including attached time account types

#### Request

Operation	Query
HTTP Method	GET
URI	<code>https://&lt;api-server&gt;/odata/v2/TimeType('VACATION')?&amp;expand=timeAccountPostingRules&amp;\$format=JSON</code>

#### Response

```
{
  "d": {
    "__metadata": {
      "uri": "https://<api-server>/odata/v2/TimeType('VACATION')",
      "type": "SFOData.TimeType"
    },
    "externalCode": "VACATION",
    "mdfSystemObjectType": "TimeType",
    "externalName_pt_BR": null,
    "requestingOnNonWorkingDaysAllowed": null,
    "collisionGrouping": null,
  }
}
```

```

"externalName_ru_RU": null,
"lastModifiedDateTime": "/Date(1401013041000+0000)/",
"balanceCalculationSetting": "STANDARD",
"mdfSystemRecordId": "0D15EB009B066032E0537A54740A259C",
"mdfSystemEntityId": "0D15EB00F5876032E0537A54740A259C",
"activateCancellationWorkflow": null,
"mdfSystemStatus": "A",
"externalName_en_US": "Vacation",
"externalName_en_SAP_SLS": null,
"createdDate": "/Date(1351123200000)/",
"mdfSystemRecordStatus": "N",
"maximumDurationInMonths": null,
"country": null,
"absenceClass": "UNSPECIFIED",
"category": "ABSENCE",
"createdBy": "admin",
"externalName_it_IT": null,
"createdDateTime": "/Date(1351123200000+0000)/",
"lastModifiedBy": "v4admin",
"mdfSystemEffectiveStartDate": "/Date(-2208988800000)/",
"externalName_en_GB": null,
"externalName_nl_NL": null,
"externalName_zh_CN": null,
"flexibleRequestingAllowed": null,
"workFlowConfiguration": "AbsenceRequest",
"accrualRecalculationRelevance": null,
"externalName_ko_KR": null,
"mdfSystemEffectiveEndDate": "/Date(253402214400000)/",
"mdfSystemVersionId": null,
"externalName_de_DE": null,
"externalName_localized": "Vacation",
"loaStartEventReason": null,
"externalName_defaultValue": "Vacation",
"externalName_fr_CA": null,
"mdfSystemTransactionSequence": "1",
"allowedRequestingIncrement": null,
"adminWorkflow": null,
"loaEndEventReason": null,
"allocationStrategy": null,
"lastModifiedDateWithTZ": "/Date(1401013041000+0000)/",
"externalName_ja_JP": null,
"countingMethod": null,
"undeterminedEndDateAllowed": null,
"unit": "DAYS",
"allowedFractionsUnitDay": "HALF_DAY",
"allowedFractionsUnitHour": null,
"calculationMethod": "WORKSCHEDULE",
"externalName_es_ES": null,
"lastModifiedDate": "/Date(1401013041000)/",
"externalName_fr_FR": null,
"allocationStrategyNav": {
  "__deferred": {
    "uri": "https://<api-server>/odata/v2/TimeType('VACATION')/
allocationStrategyNav"
  }
},
"allowedFractionsUnitDayNav": {
  "__deferred": {
    "uri": "https://<api-server>/odata/v2/TimeType('VACATION')/
allowedFractionsUnitDayNav"
  }
},
"unitNav": {
  "__deferred": {
    "uri": "https://<api-server>/odata/v2/TimeType('VACATION')/unitNav"
  }
},
"countryNav": {

```

```

        "__deferred": {
            "uri": "https://<api-server>/odata/v2/TimeType('VACATION')/"
countryNav"
        }
    },
    "loaStartEventReasonNav": {
        "__deferred": {
            "uri": "https://<api-server>/odata/v2/TimeType('VACATION')/"
loaStartEventReasonNav"
        }
    },
    "categoryNav": {
        "__deferred": {
            "uri": "https://<api-server>/odata/v2/TimeType('VACATION')/"
categoryNav"
        }
    },
    "calculationMethodNav": {
        "__deferred": {
            "uri": "https://<api-server>/odata/v2/TimeType('VACATION')/"
calculationMethodNav"
        }
    },
    "wfRequestNav": {
        "__deferred": {
            "uri": "https://<api-server>/odata/v2/TimeType('VACATION')/"
wfRequestNav"
        }
    },
    "countingMethodNav": {
        "__deferred": {
            "uri": "https://<api-server>/odata/v2/TimeType('VACATION')/"
countingMethodNav"
        }
    },
    "adminWorkflowNav": {
        "__deferred": {
            "uri": "https://<api-server>/odata/v2/TimeType('VACATION')/"
adminWorkflowNav"
        }
    },
    "mdfSystemStatusNav": {
        "__deferred": {
            "uri": "https://<api-server>/odata/v2/TimeType('VACATION')/"
mdfSystemStatusNav"
        }
    },
    "absenceClassNav": {
        "__deferred": {
            "uri": "https://<api-server>/odata/v2/TimeType('VACATION')/"
absenceClassNav"
        }
    },
    "loaEndEventReasonNav": {
        "__deferred": {
            "uri": "https://<api-server>/odata/v2/TimeType('VACATION')/"
loaEndEventReasonNav"
        }
    },
    "balanceCalculationSettingNav": {
        "__deferred": {
            "uri": "https://<api-server>/odata/v2/TimeType('VACATION')/"
balanceCalculationSettingNav"
        }
    },
    "externalNameTranslationTextNav": {
        "__deferred": {

```

```

        "uri": "https://<api-server>/odata/v2/TimeType('VACATION')/
externalNameTranslationTextNav"
    },
    "timeAccountPostingRules": {
        "results": [
            {
                "__metadata": {
                    "uri": "https://<api-server>/odata/v2/
TimeAccountPostingRule(TimeType_externalCode='VACATION',externalCode='1')",
                    "type": "SFOData.TimeAccountPostingRule"
                },
                "TimeType_externalCode": "VACATION",
                "externalCode": "1",
                "mdfSystemEffectiveEndDate": "/Date(253402214400000)/",
                "mdfSystemObjectType": "TimeAccountPostingRule",
                "mdfSystemVersionId": null,
                "lastModifiedDateTime": "/Date(1401013041000+0000)/",
                "timeAccountType": "VACATION_CURRENT",
                "mdfSystemTransactionSequence": "1",
                "createdBy": "admin",
                "mdfSystemRecordId": "0D15EB007E386032E0537A54740A259C",
                "mdfSystemEntityId": "0D15EB00F5F26032E0537A54740A259C",
                "createdDateTime": "/Date(1359581374000+0000)/",
                "lastModifiedBy": "v4admin",
                "mdfSystemStatus": "A",
                "lastModifiedDate": "/Date(1401013041000)/",
                "mdfSystemEffectiveStartDate": "/Date(-2208988800000)/",
                "lastModifiedDateWithTZ": "/Date(1401013041000+0000)/",
                "createdDate": "/Date(1359581374000)/",
                "mdfSystemRecordStatus": "N",
                "timeAccountTypeNav": {
                    "__deferred": {
                        "uri": "https://<api-server>/
odata/v2/TimeAccountPostingRule(TimeType_externalCode='VACATION',externalCode='1')/
timeAccountTypeNav"
                    }
                },
                "mdfSystemRecordStatusNav": {
                    "__deferred": {
                        "uri": "https://<api-server>/
odata/v2/TimeAccountPostingRule(TimeType_externalCode='VACATION',externalCode='1')/
mdfSystemRecordStatusNav"
                    }
                },
                "mdfSystemStatusNav": {
                    "__deferred": {
                        "uri": "https://<api-server>/
odata/v2/TimeAccountPostingRule(TimeType_externalCode='VACATION',externalCode='1')/
mdfSystemStatusNav"
                    }
                }
            }
        ]
    },
    "accrualRecalculationRelevanceNav": {
        "__deferred": {
            "uri": "https://<api-server>/odata/v2/TimeType('VACATION')/
accrualRecalculationRelevanceNav"
        }
    },
    "mdfSystemRecordStatusNav": {
        "__deferred": {
            "uri": "https://<api-server>/odata/v2/TimeType('VACATION')/
mdfSystemRecordStatusNav"
        }
    },
    "allowedFractionsUnitHourNav": {

```





## Netherlands: TimeTypeNLD

This entity contains a Netherlands-specific enum field which is used for tracking recovery from illness to record Concurrent Absences in Time Off.

## USA: TimeTypeUSA

This entity contains USA-specific enum field, which is used for short term disability in Time.

### [TimeTypeAUS \[page 1354\]](#)

This entity contains Australia specific fields, which is used to configure the advance leave payment for absences.

### [TimeTypeCAN \[page 1356\]](#)

This entity contains a Canada specific enum field, which is used for short term disability in Time Off.

### [TimeTypeDEU \[page 1358\]](#)

This entity contains Germany-specific fields that are the basis for calculating default values for continued pay dates and the sick pay supplement dates.

### [TimeTypeNLD \[page 1360\]](#)

This entity contains a Netherlands specific enum field which is used for tracking recovery from illness in Time Off.

### [TimeTypeUSA \[page 1362\]](#)

This entity contains USA specific enum field, which is used for short term disability in Time.

## 9.4.16.1.34.1 TimeTypeAUS

This entity contains Australia specific fields, which is used to configure the advance leave payment for absences.

### Supported Operations

Operation	Description
Query	This object is used to store the country specific Time Type fields information to allow the requesting of advance leave payment for Australia.

### Properties

This section lists only the properties and navigation properties that require special business logic, permission, or other additional information. For more information, refer to the API dictionary in [Admin Center](#) > [API Center](#)

► [OData API Data Dictionary](#) or the API metadata using query: `https://<api-server>/odata/v2/<Entity>/$metadata`.

Property	Description
leaveAdvancePaymentAllowed	The option to enable the option for advance leave payment for the absences.
splitAcrossFinancialYearAllowed	The option to enable the option for split advance payment across financial year for the absences.

## Use Case: Getting the Time Type Information for an employee from Australia

Querying the Time Type information for an Australian employee

### Request

Operation	Query
HTTP Method	GET
URI	<code>https://&lt;API-server&gt;/odata/v2/TimeTypeAUS?\$format=json</code>

### Response

```
{
  "d": {
    "results": [
      {
        "__metadata": {
          "uri": "https://<API-server>/odata/v2/TimeTypeAUS(TimeType_externalCode='split_alp',externalCode=10468L)",
          "type": "SFOData.TimeTypeAUS"
        },
        "externalCode": "10468",
        "TimeType_externalCode": "split_alp",
        "lastModifiedDate": "/Date(1580360854000+0000)/",
        "lastModifiedBy": "rgopal",
        "createdDateTime": "/Date(1580360854000+0000)/",
        "splitPaymentAcrossFinancialYearAllowed": true,
        "mdfSystemRecordStatus": "N",
        "advanceLeavePaymentAllowed": true,
        "createdBy": "rgopal",
        "createdByNav": {
          "__deferred": {
            "uri": "https://<API-server>/odata/v2/TimeTypeAUS(TimeType_externalCode='split_alp',externalCode=10468L)/createdByNav"
          }
        },
        "lastModifiedByNav": {
          "__deferred": {
            "uri": "https://<API-server>/odata/v2/TimeTypeAUS(TimeType_externalCode='split_alp',externalCode=10468L)/lastModifiedByNav"
          }
        },
        "mdfSystemRecordStatusNav": {
          "__deferred": {

```

```

      "uri": "https://<API-
server>/odata/v2/TimeTypeAUS(TimeType_externalCode='split_alp',externalCode=10468L)/
mdfSystemRecordStatusNav"
    }
  ]
}

```

## Related Information

[SAP Business Accelerator Hub: TimeTypeAUS](#) 

### 9.4.16.1.34.2 TimeTypeCAN

This entity contains a Canada specific enum field, which is used for short term disability in Time Off.

## Supported Operations

Operation	Description
Query	This object is used to store the country specific Time Type field information to allow the requesting of short term disability for Canada.

## Properties

This section lists only the properties and navigation properties that require special business logic, permission, or other additional information. For more information, refer to the API dictionary in [Admin Center](#) [API Center](#) [OData API Data Dictionary](#) or the API metadata using query: `https://<api-server>/odata/v2/<Entity>/$metadata`.

### Properties

Property	Description
sicknessVariant	The option to select the Sickness Variant for the absence.

## Use Case : Querying the Time Type information for an employee from Canada

Querying the Time Type information for an Canadian employee

### Request

Operation	Query
HTTP Method	GET
URI	https://<API-Server>/odata/v2/TimeTypeCAN?\$format=json

### Response

```
{
  "d": {
    "results": [
      {
        "__metadata": {
          "uri": "https://<API-Server>/odata/v2/TimeTypeCAN(TimeType_externalCode='CANADA_STD',externalCode=11029L)",
          "type": "SFOData.TimeTypeCAN"
        },
        "externalCode": "11029",
        "TimeType_externalCode": "CANADA_STD",
        "lastModifiedDate": "/Date(1592891603000+0000)/",
        "lastModifiedBy": "admin",
        "createdDateTime": "/Date(1590901645000+0000)/",
        "mdfSystemRecordStatus": "N",
        "createdBy": "admin",
        "sicknessVariant": "SHORT_TERM_DISABILITY",
        "sicknessVariantNav": {
          "__deferred": {
            "uri": "https://<API-Server>/odata/v2/TimeTypeCAN(TimeType_externalCode='CANADA_STD',externalCode=11029L)/sicknessVariantNav"
          }
        },
        "createdByNav": {
          "__deferred": {
            "uri": "https://<API-Server>/odata/v2/TimeTypeCAN(TimeType_externalCode='CANADA_STD',externalCode=11029L)/createdByNav"
          }
        },
        "lastModifiedByNav": {
          "__deferred": {
            "uri": "https://<API-Server>/odata/v2/TimeTypeCAN(TimeType_externalCode='CANADA_STD',externalCode=11029L)/lastModifiedByNav"
          }
        },
        "mdfSystemRecordStatusNav": {
          "__deferred": {
            "uri": "https://<API-Server>/odata/v2/TimeTypeCAN(TimeType_externalCode='CANADA_STD',externalCode=11029L)/mdfSystemRecordStatusNav"
          }
        }
      }
    ]
  }
}
```

## Related Information

[SAP Business Accelerator Hub: TimeTypeCAN](#) 

### 9.4.16.1.34.3 TimeTypeDEU

This entity contains Germany-specific fields that are the basis for calculating default values for continued pay dates and the sick pay supplement dates.

## Supported Operations

Operation	Description
Query	This object is used to store the country-specific time type field information to allow the calculation of default values for continued pay dates and sick pay supplement dates.

## Properties and Navigation Properties

This section lists only the properties and navigation properties that require special business logic, permission, or other additional information. For more information, refer to the API dictionary in [Admin Center](#) [API Center](#) [OData API Data Dictionary](#) or the API metadata using query: `https://<api-server>/odata/v2/<Entity>/$metadata`.

## Properties

Property	Description
sicknessVariant	This field is used to select the sickness variant for the absence.
durationOfContinuedSickPayPeriod	This field is used to select the length of the continued sick pay period.
durationOfContinuedSickPayTimeUnit	This field is used to select the time unit for the duration of the continued pay.
durationOfSickPaySupplementPeriod	This field is used to select the duration of the sick pay supplement period.

Property	Description
durationOfSickPaySupplementTimeUnit	This field is used to select the time unit of the duration of the sick pay supplement period.

## Use Case: Querying the Time Type Information for an Employee from Germany

### Request

Operation	Query
HTTP Method	GET
URI	https://<api-server>/odata/v2/TimeTypeDEU?\$format=json

### Response

```
{
  "d": {
    "results": [
      {
        "__metadata": {
          "uri": "https://<API-Server>/odata/v2/restricted/TimeTypeDEU(TimeType_externalCode='TimeTypeDEU',externalCode=13898L)",
          "type": "SFOData.TimeTypeDEU"
        },
        "externalCode": "13898",
        "TimeType_externalCode": "TimeTypeDEU",
        "lastModifiedDate": "/Date(1622732330000+0000)/",
        "lastModifiedBy": "admin",
        "createdDateTime": "/Date(1622732330000+0000)/",
        "durationOfContinuedSickPayTimeUnit": null,
        "mdfSystemRecordStatus": "N",
        "durationOfSickPaySupplementTimeUnit": null,
        "durationOfSickPaySupplementPeriod": null,
        "createdBy": "admin",
        "durationOfContinuedSickPayPeriod": null,
        "sicknessVariant": "WITH_MANUAL_ENTRY_OF_SICK_PAY_DATES",
        "sicknessVariantNav": {
          "__deferred": {
            "uri": "https://<API-Server>/odata/v2/restricted/TimeTypeDEU(TimeType_externalCode='TimeTypeDEU',externalCode=13898L)/sicknessVariantNav"
          }
        },
        "durationOfSickPaySupplementTimeUnitNav": {
          "__deferred": {
            "uri": "https://<API-Server>/odata/v2/restricted/TimeTypeDEU(TimeType_externalCode='TimeTypeDEU',externalCode=13898L)/durationOfSickPaySupplementTimeUnitNav"
          }
        },
        "createdByNav": {
          "__deferred": {
            "uri": "https://<API-Server>/odata/v2/restricted/TimeTypeDEU(TimeType_externalCode='TimeTypeDEU',externalCode=13898L)/createdByNav"
          }
        }
      }
    ]
  }
}
```

```

    "durationOfContinuedSickPayTimeUnitNav": {
      "__deferred": {
        "uri": "https://<API-Server>/odata/v2/
restricted/TimeTypeDEU(TimeType_externalCode='TimeTypeDEU',externalCode=13898L)/
durationOfContinuedSickPayTimeUnitNav"
      }
    },
    "lastModifiedByNav": {
      "__deferred": {
        "uri": "https://<API-Server>/odata/v2/
restricted/TimeTypeDEU(TimeType_externalCode='TimeTypeDEU',externalCode=13898L)/
lastModifiedByNav"
      }
    },
    "mdfSystemRecordStatusNav": {
      "__deferred": {
        "uri": "https://<API-Server>/odata/v2/
restricted/TimeTypeDEU(TimeType_externalCode='TimeTypeDEU',externalCode=13898L)/
mdfSystemRecordStatusNav"
      }
    }
  ]
}

```

## Additional Information

The TimeTypeDEU object is delivered as inactive. Please activate the SicknessDEUdefaulting feature toggle to access this object.

### 9.4.16.1.34.4 TimeTypeNLD

This entity contains a Netherlands specific enum field which is used for tracking recovery from illness in Time Off.

## Supported Operations

Operation	Description
Query	This object is used to store the country specific Time Type field information to allow the tracking of recovery from illness in the Netherlands.

## Properties

This section lists only the properties and navigation properties that require special business logic, permission, or other additional information. For more information, refer to the API dictionary in [Admin Center](#) > [API Center](#)



► [OData API Data Dictionary](#) or the API metadata using query: `https://<api-server>/odata/v2/<Entity>/$metadata`.

## Properties

Property	Description
illnessRecoveryTracking	This field is used for recording the illness recovery tracking options for the Netherlands absence.

## Use Case: Querying the Time Type information for an employee from the Netherlands

### Request

Operation	Query
HTTP Method	GET
URI	<code>https://&lt;api-server&gt;/odata/v2/TimeTypeNLD?\$format=json</code>

### Response

```
{
  "d": {
    "results": [
      {
        "__metadata": {
          "uri": "https://<API-Server>/odata/v2/TimeTypeNLD(TimeType_externalCode='NLD Sickness IRT',externalCode=15496L)",
          "type": "SFOData.TimeTypeNLD"
        },
        "externalCode": "15496",
        "TimeType_externalCode": "NLD Sickness IRT",
        "lastModifiedDateTime": "/Date(1629180421000+0000)/",
        "entityUUID": "AD71A380867B4A0FBFF19E9518DBFCDC",
        "lastModifiedBy": "admin",
        "createdDateTime": "/Date(1628856971000+0000)/",
        "mdfSystemRecordStatus": "N",
        "illnessRecoveryTracking": "WITH_MANUAL_ENTRY_OF_AVAILABLE_WORK_CAPACITY",
        "createdBy": "admin",
        "illnessRecoveryTrackingNav": {
          "__deferred": {
            "uri": "https://<API-Server>/odata/v2/TimeTypeNLD(TimeType_externalCode='NLD Sickness IRT',externalCode=15496L)/illnessRecoveryTrackingNav"
          }
        },
        "createdByNav": {
          "__deferred": {
            "uri": "https://<API-Server>/odata/v2/TimeTypeNLD(TimeType_externalCode='NLD Sickness IRT',externalCode=15496L)/createdByNav"
          }
        },
        "lastModifiedByNav": {
```



## Properties

Property	Description
sicknessVariant	The option to select the Sickness Variant for the absence.

## Use Case : Querying the Time Type information for an employee from USA

Querying the Time Type information for a USA employee

### Request

Operation	Query
HTTP Method	GET
URI	https://<API-Server>/odata/v2/TimeTypeUSA?\$format=json

### Response

```
{
  "d": {
    "results": [
      {
        "__metadata": {
          "uri": "https://<API-Server>/odata/v2/TimeTypeUSA(TimeType_externalCode='usa_std',externalCode=11148L)",
          "type": "SFOData.TimeTypeUSA"
        },
        "externalCode": "11148",
        "TimeType_externalCode": "usa_std",
        "lastModifiedDate": "/Date(1593146495000+0000)/",
        "lastModifiedBy": "admin",
        "createdDateTime": "/Date(1593146495000+0000)/",
        "mdfSystemRecordStatus": "N",
        "createdBy": "admin",
        "sicknessVariant": "SHORT_TERM_DISABILITY ",
        "sicknessVariantNav": {
          "__deferred": {
            "uri": "https://<API-Server>/odata/v2/TimeTypeUSA(TimeType_externalCode='usa_std',externalCode=11148L)/sicknessVariantNav"
          }
        },
        "createdByNav": {
          "__deferred": {
            "uri": "https://<API-Server>/odata/v2/TimeTypeUSA(TimeType_externalCode='usa_std',externalCode=11148L)/createdByNav"
          }
        },
        "lastModifiedByNav": {
          "__deferred": {
            "uri": "https://<API-Server>/odata/v2/TimeTypeUSA(TimeType_externalCode='usa_std',externalCode=11148L)/lastModifiedByNav"
          }
        },
        "mdfSystemRecordStatusNav": {
          "__deferred": {
```



## Use Case: Query Time Type Profile

### Request

#### → Tip

We recommend you to use the new syntax with \$filter as shown below for the "GET" operation.

Avoid using the earlier syntax with just the key, e.g: /odata/v2/TimeTypeProfile('CODE').

If you have already used the \$filter syntax, there are no issues and no adjustments to the API request are required.

This example retrieves data to get the single record with external code 'Vacation CLT' that is valid as of today.

Operation	Query
HTTP Method	GET
	https://<api-server>/odata/v2/TimeTypeProfile?\$filter=externalCode eq 'Vacation CLT'

#### ⓘ Note

Today means the date fetched from the tenantPreferredTimezone. If this is not configured, the system timezone is used.

### Response

```
{
  "d": {
    "results": [
      {
        "__metadata": {
          "uri": "https://<api-server>/odata/v2/TimeTypeProfile('Vacation
          CLT')",
          "type": "SFOData.TimeTypeProfile"
        },
        "externalCode": "Vacation CLT",
        "mdfSystemObjectType": "TimeTypeProfile",
        "mdfSystemEffectiveEndDate": "\/Date(253402214400000)\/",
        "mdfSystemVersionId": null,
        "mainBreakTimeType": "BREAK CLT",
        "externalName_ru_RU": null,
        "externalName_defaultValue": "Vacation CLT",
        "lastModifiedDateTime": "\/Date(1440400906000+0000)\/",
        "timeRecordingVariant": "CLOCK_TIME",
        "mdfSystemTransactionSequence": "1",
        "mdfSystemRecordId": "97613000C22F405FA9B3FB681ABACDD6",
        "mdfSystemEntityId": "EB2F5C3870EB43D0A455DF60B09665FF",
        "mainAttendanceTimeType": null,
        "mdfSystemStatus": "A",
        "externalName_en_US": null,
        "lastModifiedDateWithTZ": "\/Date(1440400906000+0000)\/",
        "createdDate": "\/Date(1440408106000)\/",
        "mdfSystemRecordStatus": "N",
        "mainESSTimeType": "VACATION CLT",
        "country": null,
        "createdBy": "daily",
        "lastModifiedBy": "daily",
        "createdDate": "\/Date(1440400906000+0000)\/",

```

```

        "externalName_en_GB": "Vacation CLT",
        "lastModifiedDate": "\/Date(1440408106000)\/",
        "mdfSystemEffectiveStartDate": "\/Date(-2208988800000)\/",
        "externalName_en_DEBUG": null,
        "countryNav": {
            "__deferred": {
                "uri": "https://<api-server>/odata/v2/
TimeTypeProfile('Vacation CLT')/countryNav"
            }
        },
        "mainBreakTimeTypeNav": {
            "__deferred": {
                "uri": "https://<api-server>/odata/v2/
TimeTypeProfile('Vacation CLT')/mainBreakTimeTypeNav"
            }
        },
        "mdfSystemRecordStatusNav": {
            "__deferred": {
                "uri": "https://<api-server>/odata/v2/
TimeTypeProfile('Vacation CLT')/mdfSystemRecordStatusNav"
            }
        },
        "timeRecordingVariantNav": {
            "__deferred": {
                "uri": "https://<api-server>/odata/v2/
TimeTypeProfile('Vacation CLT')/timeRecordingVariantNav"
            }
        },
        "availableTimeTypes": {
            "__deferred": {
                "uri": "https://<api-server>/odata/v2/
TimeTypeProfile('Vacation CLT')/availableTimeTypes"
            }
        },
        "mainESSTimeTypeNav": {
            "__deferred": {
                "uri": "https://<api-server>/odata/v2/
TimeTypeProfile('Vacation CLT')/mainESSTimeTypeNav"
            }
        },
        "mdfSystemStatusNav": {
            "__deferred": {
                "uri": "https://<api-server>/odata/v2/
TimeTypeProfile('Vacation CLT')/mdfSystemStatusNav"
            }
        },
        "mainAttendanceTimeTypeNav": {
            "__deferred": {
                "uri": "https://<api-server>/odata/v2/
TimeTypeProfile('Vacation CLT')/mainAttendanceTimeTypeNav"
            }
        }
    }
}
]
}
}

```

## Related Information

[SAP Business Accelerator Hub: TimeTypeProfile](#)

## 9.4.16.1.36 WorkSchedule

A work schedule defines the employee's working pattern. It is assigned to an employee's job information, showing how many days per week the employee is going to work.

There are three models for setting up a work schedule. You specify which one you want to use in the *Model* field. Your options are:

- Simple
- Period
- Schedule

Depending on the configuration, different fields are relevant for the work schedule.

This section lists only the properties and navigation properties that require special business logic, permission, or other additional information. For more information, refer to the API dictionary in [Admin Center > API Center > OData API Data Dictionary](#) or the API metadata using query: `https://<api-server>/odata/v2/<Entity>/$metadata`.

### Properties

This table shows the required fields and business keys for this entity. Check the OData API dictionary in your instance to see the complete list of properties, and check your metadata for navigations and associations.

Property	Business Key	Required Field	Description
externalCode	Yes	Yes	External Code
externalName	No	No	If userId is entered the work schedule only applies to one particular employee.
startingDate	No	Yes	Starting date of the work schedule
countryRegion	No	No	Work schedules can be country/region specific.
flexibleRequestingAllowed	No	No	Flag whether flexible requesting is allowed for this work schedule
modelCategory	No	Yes	Work schedule model category: SIMPLE, PERIOD, or SCHEDULE

Property	Business Key	Required Field	Description
periodModel	No	Yes	The period models you have created and want to include in this work schedule
averageHoursPerDay	No	No	Average hours per day
averageHoursPerWeek	No	No	Average hours per week
averageHoursPerMonth	No	No	Average hours per month
averageHoursPerYear	No	No	Average hours per year
averageWorkingDaysPerWeek	No	No	Average working days per week
individualWorkSchedule	No	Yes	Flag whether this work schedule is an individual work schedule
searchString	No	No	Field is used to search for particular terms within existing work schedules
shiftClassification	No	No	Shift classification relevant for this work schedule
timeRecordingVariant	No	Yes	The specified time recording variant, either Duration or Clock Times
workScheduleDays	No	No	List of work schedule day definitions (only used for SIMPLE work schedule models)
workScheduleDayModels	No	No	List of work schedule day definitions (only used for PERIOD work schedule models)

## Navigation Properties

Navigation Property	Related Entity	Description
userIdNav	User	Navigation to User
countryNav	Country	Navigation to Country



Navigation Property	Related Entity	Description
periodModel	WorkSchedule	Navigation to WorkSchedule
shiftClassificationNav	ShiftClassification	Navigation to ShiftClassification
workScheduleDays	Work Schedule Day	Navigation to
workScheduleDayModels	Work Schedule Day Model	

## Use Case: Query Work Schedule

### → Tip

We recommend you to use the new syntax with \$filter as shown below for the "GET" operation.

Avoid using the earlier syntax with just the key, for example: /odata/v2/WorkSchedule('CODE').

If you have already used the \$filter syntax, there are no issues and no adjustments to the API request are required.

This example gets a single work schedule record with external code 'NORM' that is valid as of today.

Operation	Query
HTTP Method	GET
	https://<api-server>/odata/v2/WorkSchedule?\$filter=externalCode eq 'NORM'

### ⓘ Note

Today means the date fetched from the tenantPreferredTimezone. If this not configured, the system timezone is used.

## Code Examples

### Example 1: Retrieve example work schedule defined as SIMPLE model (expand workScheduleDays)

URI: https://<api-server>/odata/v2/WorkSchedule?\$filter=externalCode eq 'WS\_SIMPLE\_TEST'&?\$expand=workScheduleDays &\$format=JSON

Method: GET

### ↗ Sample Code

```
{
  "d": {
    "__metadata": {
```

```

    "uri": "https://<api-server>/odata/v2/WorkSchedule('WS_SIMPLE_TEST')",
    "type": "SFOData.WorkSchedule"
  },
  "externalCode": "WS_SIMPLE_TEST",
  "mdfSystemObjectType": "WorkSchedule",
  "lastModifiedDate": "/Date(1464090885000+0000)/",
  "averageHoursPerDay": "8",
  "timeRecordingVariant": "DURATION",
  "startingDate": "/Date(978307200000)/",
  "mdfSystemRecordId": "5C2CF4E58ABE44738046964DA9FEBE81",
  "mdfSystemEntityId": "EFOEA6F4F5F54B57BF33303CB2032F74",
  "userId": null,
  "mdfSystemStatus": "A",
  "externalName_en_US": "Simple Work Schedule Test",
  "averageHoursPerMonth": "160",
  "externalName_en_SAP_SLS": null,
  "createdDate": "/Date(1464098085000)/",
  "individualWorkSchedule": false,
  "mdfSystemRecordStatus": "N",
  "periodModel": null,
  "country": null,
  "externalName_it_IT": null,
  "createdBy": "admin",
  "externalName_en_RTL": null,
  "createdDateTime": "/Date(1464090885000+0000)/",
  "lastModifiedBy": "admin",
  "externalName_en_GB": null,
  "mdfSystemEffectiveStartDate": "/Date(-2208988800000)/",
  "externalName_nl_NL": null,
  "externalName_zh_CN": null,
  "externalName_en_DEBUG": null,
  "flexibleRequestingAllowed": false,
  "externalName_ko_KR": null,
  "mdfSystemEffectiveEndDate": "/Date(253402214400000)/",
  "mdfSystemVersionId": null,
  "searchString": null,
  "externalName_de_DE": null,
  "externalName_localized": "Simple Work Schedule Test",
  "externalName_es_MX": null,
  "externalName_defaultValue": "Simple Work Schedule Test",
  "externalName_da_DK": null,
  "mdfSystemTransactionSequence": "1",
  "externalName_fi_FI": null,
  "shiftClassification": null,
  "externalName_zh_TW": null,
  "lastModifiedDateWithTZ": "/Date(1464090885000+0000)/",
  "externalName_ja_JP": null,
  "averageHoursPerYear": "8160",
  "externalName_pl_PL": null,
  "averageWorkingDaysPerWeek": "5",
  "modelCategory": "SIMPLE",
  "externalName_es_ES": null,
  "averageHoursPerWeek": "40",
  "lastModifiedDate": "/Date(1464098085000)/",
  "externalName_fr_FR": null,
  "countryNav": {
    "__deferred": {
      "uri": "https://<api-server>/odata/v2/WorkSchedule('WS_SIMPLE_TEST')/"
    }
  },
  "countryNav": {
  },
  "modelCategoryNav": {
    "__deferred": {
      "uri": "https://<api-server>/odata/v2/WorkSchedule('WS_SIMPLE_TEST')/"
    }
  },
  "modelCategoryNav": {
  },
  "workScheduleDayModels": {

```

```

    "results": []
  },
  "periodModelNav": {
    "__deferred": {
      "uri": "https://<api-server>/odata/v2/WorkSchedule('WS_SIMPLE_TEST')/"
    }
  },
  "mdfSystemStatusNav": {
    "__deferred": {
      "uri": "https://<api-server>/odata/v2/WorkSchedule('WS_SIMPLE_TEST')/"
    }
  },
  "workScheduleDays": {
    "results": [
      {
        "__metadata": {
          "uri": "https://<api-server>/odata/v2/WorkScheduleDay(WorkSchedule_externalCode='WS_SIMPLE_TEST',day=6L)",
          "type": "SFOData.WorkScheduleDay"
        },
        "WorkSchedule_externalCode": "WS_SIMPLE_TEST",
        "day": "6",
        "mdfSystemEffectiveEndDate": "/Date(253402214400000)/",
        "mdfSystemObjectType": "WorkScheduleDay",
        "mdfSystemVersionId": null,
        "lastModifiedDate": "/Date(1464090885000+0000)/",
        "hoursAndMinutes": "00:00",
        "mdfSystemTransactionSequence": "1",
        "workingHours": "0",
        "mdfSystemRecordId": "C41C48591AF3405D9E7F81A51850C6D5",
        "createdBy": "admin",
        "mdfSystemEntityId": "FA0B7E6F44684C6FA1D5AABD24D539AC",
        "createdDate": "/Date(1464090885000+0000)/",
        "lastModifiedBy": "admin",
        "mdfSystemStatus": "A",
        "lastModifiedDate": "/Date(1464098085000)/",
        "mdfSystemEffectiveStartDate": "/Date(-2208988800000)/",
        "lastModifiedDateWithTZ": "/Date(1464090885000+0000)/",
        "createdDate": "/Date(1464098085000)/",
        "mdfSystemRecordStatus": "N",
        "mdfSystemRecordStatusNav": {
          "__deferred": {
            "uri": "https://<api-server>/odata/v2/WorkScheduleDay(WorkSchedule_externalCode='WS_SIMPLE_TEST',day=6L)/mdfSystemRecordStatusNav"
          }
        },
        "mdfSystemStatusNav": {
          "__deferred": {
            "uri": "https://<api-server>/odata/v2/WorkScheduleDay(WorkSchedule_externalCode='WS_SIMPLE_TEST',day=6L)/mdfSystemStatusNav"
          }
        }
      },
      {
        "__metadata": {
          "uri": "https://<api-server>/odata/v2/WorkScheduleDay(WorkSchedule_externalCode='WS_SIMPLE_TEST',day=7L)",
          "type": "SFOData.WorkScheduleDay"
        },
        "WorkSchedule_externalCode": "WS_SIMPLE_TEST",
        "day": "7",
        "mdfSystemEffectiveEndDate": "/Date(253402214400000)/",
        "mdfSystemObjectType": "WorkScheduleDay",
        "mdfSystemVersionId": null,

```

```

    "lastModifiedDate": "/Date(1464090885000+0000)/",
    "hoursAndMinutes": "00:00",
    "mdfSystemTransactionSequence": "1",
    "workingHours": "0",
    "mdfSystemRecordId": "E8807C61A3B34DA59C64BCF09AAFE902",
    "createdBy": "admin",
    "mdfSystemEntityId": "D27786FC87694948BFE049AC8B109CC1",
    "createdDateTime": "/Date(1464090885000+0000)/",
    "lastModifiedBy": "admin",
    "mdfSystemStatus": "A",
    "lastModifiedDate": "/Date(1464098085000)/",
    "mdfSystemEffectiveStartDate": "/Date(-2208988800000)/",
    "lastModifiedDateWithTZ": "/Date(1464090885000+0000)/",
    "createdDate": "/Date(1464098085000)/",
    "mdfSystemRecordStatus": "N",
    "mdfSystemRecordStatusNav": {
      "__deferred": {
        "uri": "https://<api-server>/
odata/v2/WorkScheduleDay(WorkSchedule_externalCode='WS_SIMPLE_TEST',day=7L)/
mdfSystemRecordStatusNav"
      }
    },
    "mdfSystemStatusNav": {
      "__deferred": {
        "uri": "https://<api-server>/
odata/v2/WorkScheduleDay(WorkSchedule_externalCode='WS_SIMPLE_TEST',day=7L)/
mdfSystemStatusNav"
      }
    }
  },
  {
    "__metadata": {
      "uri": "https://<api-server>/odata/v2/
WorkScheduleDay(WorkSchedule_externalCode='WS_SIMPLE_TEST',day=1L)",
      "type": "SFOData.WorkScheduleDay"
    },
    "WorkSchedule_externalCode": "WS_SIMPLE_TEST",
    "day": "1",
    "mdfSystemEffectiveEndDate": "/Date(253402214400000)/",
    "mdfSystemObjectType": "WorkScheduleDay",
    "mdfSystemVersionId": null,
    "lastModifiedDate": "/Date(1464090885000+0000)/",
    "hoursAndMinutes": "08:00",
    "mdfSystemTransactionSequence": "1",
    "workingHours": "8",
    "mdfSystemRecordId": "45E4865EF5D544A2B585DE6B2630E1E4",
    "createdBy": "admin",
    "mdfSystemEntityId": "CA6F7EADDDA6416BA13F09CF8D230751",
    "createdDateTime": "/Date(1464090885000+0000)/",
    "lastModifiedBy": "admin",
    "mdfSystemStatus": "A",
    "lastModifiedDate": "/Date(1464098085000)/",
    "mdfSystemEffectiveStartDate": "/Date(-2208988800000)/",
    "lastModifiedDateWithTZ": "/Date(1464090885000+0000)/",
    "createdDate": "/Date(1464098085000)/",
    "mdfSystemRecordStatus": "N",
    "mdfSystemRecordStatusNav": {
      "__deferred": {
        "uri": "https://<api-server>/
odata/v2/WorkScheduleDay(WorkSchedule_externalCode='WS_SIMPLE_TEST',day=1L)/
mdfSystemRecordStatusNav"
      }
    },
    "mdfSystemStatusNav": {
      "__deferred": {
        "uri": "https://<api-server>/
odata/v2/WorkScheduleDay(WorkSchedule_externalCode='WS_SIMPLE_TEST',day=1L)/
mdfSystemStatusNav"
      }
    }
  }
}

```

```

    }
  },
  {
    "__metadata": {
      "uri": "https://<api-server>/odata/v2/
WorkScheduleDay(WorkSchedule_externalCode='WS_SIMPLE_TEST',day=2L)",
      "type": "SFOData.WorkScheduleDay"
    },
    "WorkSchedule_externalCode": "WS_SIMPLE_TEST",
    "day": "2",
    "mdfSystemEffectiveEndDate": "/Date(253402214400000)/",
    "mdfSystemObjectType": "WorkScheduleDay",
    "mdfSystemVersionId": null,
    "lastModifiedDateTime": "/Date(1464090885000+0000)/",
    "hoursAndMinutes": "08:00",
    "mdfSystemTransactionSequence": "1",
    "workingHours": "8",
    "mdfSystemRecordId": "61F67B02EA8F4849BEE0D376CB00E111",
    "createdBy": "admin",
    "mdfSystemEntityId": "6588B07D1A594EC99D3E2D0E954AE5CF",
    "createdDateTime": "/Date(1464090885000+0000)/",
    "lastModifiedBy": "admin",
    "mdfSystemStatus": "A",
    "lastModifiedDate": "/Date(1464098085000)/",
    "mdfSystemEffectiveStartDate": "/Date(-2208988800000)/",
    "lastModifiedDateWithTZ": "/Date(1464090885000+0000)/",
    "createdDate": "/Date(1464098085000)/",
    "mdfSystemRecordStatus": "N",
    "mdfSystemRecordStatusNav": {
      "__deferred": {
        "uri": "https://<api-server>/
odata/v2/WorkScheduleDay(WorkSchedule_externalCode='WS_SIMPLE_TEST',day=2L)/
mdfSystemRecordStatusNav"
      }
    },
    "mdfSystemStatusNav": {
      "__deferred": {
        "uri": "https://<api-server>/
odata/v2/WorkScheduleDay(WorkSchedule_externalCode='WS_SIMPLE_TEST',day=2L)/
mdfSystemStatusNav"
      }
    }
  },
  {
    "__metadata": {
      "uri": "https://<api-server>/odata/v2/
WorkScheduleDay(WorkSchedule_externalCode='WS_SIMPLE_TEST',day=3L)",
      "type": "SFOData.WorkScheduleDay"
    },
    "WorkSchedule_externalCode": "WS_SIMPLE_TEST",
    "day": "3",
    "mdfSystemEffectiveEndDate": "/Date(253402214400000)/",
    "mdfSystemObjectType": "WorkScheduleDay",
    "mdfSystemVersionId": null,
    "lastModifiedDateTime": "/Date(1464090885000+0000)/",
    "hoursAndMinutes": "08:00",
    "mdfSystemTransactionSequence": "1",
    "workingHours": "8",
    "mdfSystemRecordId": "790E1A7CCB124D2599BE0A32C3F6FD57",
    "createdBy": "admin",
    "mdfSystemEntityId": "94AC5AD56F964C679D958B0B05D2B31D",
    "createdDateTime": "/Date(1464090885000+0000)/",
    "lastModifiedBy": "admin",
    "mdfSystemStatus": "A",
    "lastModifiedDate": "/Date(1464098085000)/",
    "mdfSystemEffectiveStartDate": "/Date(-2208988800000)/",
    "lastModifiedDateWithTZ": "/Date(1464090885000+0000)/",

```

```

    "createdDate": "/Date(1464098085000)/",
    "mdfSystemRecordStatus": "N",
    "mdfSystemRecordStatusNav": {
      "__deferred": {
        "uri": "https://<api-server>/
odata/v2/WorkScheduleDay(WorkSchedule_externalCode='WS_SIMPLE_TEST',day=3L)/
mdfSystemRecordStatusNav"
      }
    },
    "mdfSystemStatusNav": {
      "__deferred": {
        "uri": "https://<api-server>/
odata/v2/WorkScheduleDay(WorkSchedule_externalCode='WS_SIMPLE_TEST',day=3L)/
mdfSystemStatusNav"
      }
    }
  },
  {
    "__metadata": {
      "uri": "https://<api-server>/odata/v2/
WorkScheduleDay(WorkSchedule_externalCode='WS_SIMPLE_TEST',day=4L)",
      "type": "SFOData.WorkScheduleDay"
    },
    "WorkSchedule_externalCode": "WS_SIMPLE_TEST",
    "day": "4",
    "mdfSystemEffectiveEndDate": "/Date(253402214400000)/",
    "mdfSystemObjectType": "WorkScheduleDay",
    "mdfSystemVersionId": null,
    "lastModifiedDate": "/Date(1464090885000+0000)/",
    "hoursAndMinutes": "08:00",
    "mdfSystemTransactionSequence": "1",
    "workingHours": "8",
    "mdfSystemRecordId": "3384506A2AD84A23A977C19D806C30ED",
    "createdBy": "admin",
    "mdfSystemEntityId": "792E0E542A24401093721D3B57749BE4",
    "createdDateTime": "/Date(1464090885000+0000)/",
    "lastModifiedBy": "admin",
    "mdfSystemStatus": "A",
    "lastModifiedDate": "/Date(1464098085000)/",
    "mdfSystemEffectiveStartDate": "/Date(-2208988800000)/",
    "lastModifiedDateWithTZ": "/Date(1464090885000+0000)/",
    "createdDate": "/Date(1464098085000)/",
    "mdfSystemRecordStatus": "N",
    "mdfSystemRecordStatusNav": {
      "__deferred": {
        "uri": "https://<api-server>/
odata/v2/WorkScheduleDay(WorkSchedule_externalCode='WS_SIMPLE_TEST',day=4L)/
mdfSystemRecordStatusNav"
      }
    },
    "mdfSystemStatusNav": {
      "__deferred": {
        "uri": "https://<api-server>/
odata/v2/WorkScheduleDay(WorkSchedule_externalCode='WS_SIMPLE_TEST',day=4L)/
mdfSystemStatusNav"
      }
    }
  },
  {
    "__metadata": {
      "uri": "https://<api-server>/odata/v2/
WorkScheduleDay(WorkSchedule_externalCode='WS_SIMPLE_TEST',day=5L)",
      "type": "SFOData.WorkScheduleDay"
    },
    "WorkSchedule_externalCode": "WS_SIMPLE_TEST",
    "day": "5",
    "mdfSystemEffectiveEndDate": "/Date(253402214400000)/",
    "mdfSystemObjectType": "WorkScheduleDay",

```



URI: [https://<api-server>/odata/v2/WorkSchedule?\\$filter=externalCode eq '5DAYS\\_8HOURS'&?\\$expand=workScheduleDays,workScheduleDayModels&\\$format=JSON](https://<api-server>/odata/v2/WorkSchedule?$filter=externalCode eq '5DAYS_8HOURS'&?$expand=workScheduleDays,workScheduleDayModels&$format=JSON)

Method: GET

### Sample Code

```
{
  "d": {
    "__metadata": {
      "uri": "https://<api-server>/odata/v2/WorkSchedule('5DAYS_8HOURS')",
      "type": "SFOData.WorkSchedule"
    },
    "externalCode": "5DAYS_8HOURS",
    "mdfSystemObjectType": "WorkSchedule",
    "lastModifiedDate": "/Date(1433317499000+0000)/",
    "averageHoursPerDay": "8",
    "timeRecordingVariant": "DURATION",
    "startingDate": "/Date(-2208988800000)/",
    "mdfSystemRecordId": "6A86982271F541CD884CE18DD95B8808",
    "mdfSystemEntityId": "558C5D80215C49548B6F2D5A4DE7F0A5",
    "userId": null,
    "mdfSystemStatus": "A",
    "externalName_en_US": null,
    "averageHoursPerMonth": "160",
    "externalName_en_SAP_SLS": null,
    "createdDate": "/Date(1429632098000)/",
    "individualWorkSchedule": false,
    "mdfSystemRecordStatus": "N",
    "periodModel": null,
    "country": null,
    "externalName_it_IT": null,
    "createdBy": "admin",
    "externalName_en_RTL": null,
    "createdDateTime": "/Date(1429624898000+0000)/",
    "lastModifiedBy": "admin",
    "externalName_en_GB": "5 Days 8 Hours",
    "mdfSystemEffectiveStartDate": "/Date(-2208988800000)/",
    "externalName_nl_NL": null,
    "externalName_zh_CN": null,
    "externalName_en_DEBUG": null,
    "flexibleRequestingAllowed": false,
    "externalName_ko_KR": null,
    "mdfSystemEffectiveEndDate": "/Date(253402214400000)/",
    "mdfSystemVersionId": null,
    "searchString": null,
    "externalName_de_DE": null,
    "externalName_localized": "5 Days 8 Hours",
    "externalName_es_MX": null,
    "externalName_defaultValue": "5 Days 8 Hours",
    "externalName_da_DK": null,
    "mdfSystemTransactionSequence": "1",
    "externalName_fi_FI": null,
    "shiftClassification": null,
    "externalName_zh_TW": null,
    "lastModifiedDateWithTZ": "/Date(1433317499000+0000)/",
    "externalName_ja_JP": null,
    "averageHoursPerYear": "1840",
    "externalName_pl_PL": null,
    "averageWorkingDaysPerWeek": "5",
    "modelCategory": "PERIOD",
    "externalName_es_ES": null,
    "averageHoursPerWeek": "40",
    "lastModifiedDate": "/Date(1433324699000)/",
    "externalName_fr_FR": null,
    "countryNav": {
      "__deferred": {
```



```

    "uri": "https://<api-server>/odata/v2/WorkSchedule('5DAYS_8HOURS')/
countryNav"
  },
  "modelCategoryNav": {
    "__deferred": {
      "uri": "https://<api-server>/odata/v2/WorkSchedule('5DAYS_8HOURS')/
modelCategoryNav"
    }
  },
  "workScheduleDayModels": {
    "results": [
      {
        "__metadata": {
          "uri": "https://<api-server>/odata/v2/
WorkScheduleDayModelAssignment(WorkSchedule_externalCode='5DAYS_8HOURS',day=1L)",
          "type": "SFOData.WorkScheduleDayModelAssignment"
        },
        "WorkSchedule_externalCode": "5DAYS_8HOURS",
        "day": "1",
        "mdfSystemEffectiveEndDate": "/Date(253402214400000)/",
        "mdfSystemObjectType": "WorkScheduleDayModelAssignment",
        "mdfSystemVersionId": null,
        "lastModifiedDate": "/Date(1429624898000+0000)/",
        "hoursAndMinutes": null,
        "mdfSystemTransactionSequence": "1",
        "mdfSystemRecordId": "F1EB363BB95D42C89C34E2A966EB4F89",
        "mdfSystemEntityId": "DEDAC185C8974157B4EB258AE9014DC9",
        "mdfSystemStatus": "A",
        "lastModifiedDateWithTZ": "/Date(1429624898000+0000)/",
        "createdDate": "/Date(1429632098000)/",
        "mdfSystemRecordStatus": "N",
        "dayWorkingHours": null,
        "dayModel": "8HOURS",
        "category": "DAY_MODEL",
        "createdBy": "admin",
        "lastModifiedBy": "admin",
        "createdDateTime": "/Date(1429624898000+0000)/",
        "lastModifiedDate": "/Date(1429632098000)/",
        "mdfSystemEffectiveStartDate": "/Date(-2208988800000)/",
        "segments": {
          "__deferred": {
            "uri": "https://<api-server>/odata/v2/
WorkScheduleDayModelAssignment(WorkSchedule_externalCode='5DAYS_8HOURS',day=1L)/
segments"
          }
        },
        "categoryNav": {
          "__deferred": {
            "uri": "https://<api-server>/odata/v2/
WorkScheduleDayModelAssignment(WorkSchedule_externalCode='5DAYS_8HOURS',day=1L)/
categoryNav"
          }
        },
        "dayModelNav": {
          "__deferred": {
            "uri": "https://<api-server>/odata/v2/
WorkScheduleDayModelAssignment(WorkSchedule_externalCode='5DAYS_8HOURS',day=1L)/
dayModelNav"
          }
        },
        "mdfSystemRecordStatusNav": {
          "__deferred": {
            "uri": "https://<api-server>/odata/v2/
WorkScheduleDayModelAssignment(WorkSchedule_externalCode='5DAYS_8HOURS',day=1L)/
mdfSystemRecordStatusNav"
          }
        }
      }
    ]
  }
}

```

```

      "mdfSystemStatusNav": {
        "__deferred": {
          "uri": "https://<api-server>/odata/v2/
WorkScheduleDayModelAssignment(WorkSchedule_externalCode='5DAYS_8HOURS',day=1L)/
mdfSystemStatusNav"
        }
      },
    },
    {
      "__metadata": {
        "uri": "https://<api-server>/odata/v2/
WorkScheduleDayModelAssignment(WorkSchedule_externalCode='5DAYS_8HOURS',day=2L)",
        "type": "SFOData.WorkScheduleDayModelAssignment"
      },
      "WorkSchedule_externalCode": "5DAYS_8HOURS",
      "day": "2",
      "mdfSystemEffectiveEndDate": "/Date(253402214400000)/",
      "mdfSystemObjectType": "WorkScheduleDayModelAssignment",
      "mdfSystemVersionId": null,
      "lastModifiedDateTime": "/Date(1429624898000+0000)/",
      "hoursAndMinutes": null,
      "mdfSystemTransactionSequence": "1",
      "mdfSystemRecordId": "14B5EB41E1CB4AC781546FCA0AA5B402",
      "mdfSystemEntityId": "23139C1A77664D378F6461E2C8BA1DF3",
      "mdfSystemStatus": "A",
      "lastModifiedDateWithTZ": "/Date(1429624898000+0000)/",
      "createdDate": "/Date(1429632098000)/",
      "mdfSystemRecordStatus": "N",
      "dayWorkingHours": null,
      "dayModel": "8HOURS",
      "category": "DAY_MODEL",
      "createdBy": "admin",
      "lastModifiedBy": "admin",
      "createdDateTime": "/Date(1429624898000+0000)/",
      "lastModifiedDate": "/Date(1429632098000)/",
      "mdfSystemEffectiveStartDate": "/Date(-2208988800000)/",
      "segments": {
        "__deferred": {
          "uri": "https://<api-server>/odata/v2/
WorkScheduleDayModelAssignment(WorkSchedule_externalCode='5DAYS_8HOURS',day=2L)/
segments"
        }
      },
      "categoryNav": {
        "__deferred": {
          "uri": "https://<api-server>/odata/v2/
WorkScheduleDayModelAssignment(WorkSchedule_externalCode='5DAYS_8HOURS',day=2L)/
categoryNav"
        }
      },
      "dayModelNav": {
        "__deferred": {
          "uri": "https://<api-server>/odata/v2/
WorkScheduleDayModelAssignment(WorkSchedule_externalCode='5DAYS_8HOURS',day=2L)/
dayModelNav"
        }
      },
      "mdfSystemRecordStatusNav": {
        "__deferred": {
          "uri": "https://<api-server>/odata/v2/
WorkScheduleDayModelAssignment(WorkSchedule_externalCode='5DAYS_8HOURS',day=2L)/
mdfSystemRecordStatusNav"
        }
      },
      "mdfSystemStatusNav": {
        "__deferred": {

```

```

        "uri": "https://<api-server>/odata/v2/
WorkScheduleDayModelAssignment(WorkSchedule_externalCode='5DAYS_8HOURS',day=2L)/
mdfSystemStatusNav"
    }
  },
  {
    "__metadata": {
      "uri": "https://<api-server>/odata/v2/
WorkScheduleDayModelAssignment(WorkSchedule_externalCode='5DAYS_8HOURS',day=3L)",
      "type": "SFOData.WorkScheduleDayModelAssignment"
    },
    "WorkSchedule_externalCode": "5DAYS_8HOURS",
    "day": "3",
    "mdfSystemEffectiveEndDate": "/Date(25340221440000)/",
    "mdfSystemObjectType": "WorkScheduleDayModelAssignment",
    "mdfSystemVersionId": null,
    "lastModifiedDate": "/Date(1429624898000+0000)/",
    "hoursAndMinutes": null,
    "mdfSystemTransactionSequence": "1",
    "mdfSystemRecordId": "D8A65407D6D24A8089ED5AD69AB9758A",
    "mdfSystemEntityId": "E464D70D77A34247A30F8BF4EECA8002",
    "mdfSystemStatus": "A",
    "lastModifiedDateWithTZ": "/Date(1429624898000+0000)/",
    "createdDate": "/Date(1429632098000)/",
    "mdfSystemRecordStatus": "N",
    "dayWorkingHours": null,
    "dayModel": "8HOURS",
    "category": "DAY_MODEL",
    "createdBy": "admin",
    "lastModifiedBy": "admin",
    "createdDateTime": "/Date(1429624898000+0000)/",
    "lastModifiedDate": "/Date(1429632098000)/",
    "mdfSystemEffectiveStartDate": "/Date(-2208988800000)/",
    "segments": {
      "__deferred": {
        "uri": "https://<api-server>/odata/v2/
WorkScheduleDayModelAssignment(WorkSchedule_externalCode='5DAYS_8HOURS',day=3L)/
segments"
      }
    },
    "categoryNav": {
      "__deferred": {
        "uri": "https://<api-server>/odata/v2/
WorkScheduleDayModelAssignment(WorkSchedule_externalCode='5DAYS_8HOURS',day=3L)/
categoryNav"
      }
    },
    "dayModelNav": {
      "__deferred": {
        "uri": "https://<api-server>/odata/v2/
WorkScheduleDayModelAssignment(WorkSchedule_externalCode='5DAYS_8HOURS',day=3L)/
dayModelNav"
      }
    },
    "mdfSystemRecordStatusNav": {
      "__deferred": {
        "uri": "https://<api-server>/odata/v2/
WorkScheduleDayModelAssignment(WorkSchedule_externalCode='5DAYS_8HOURS',day=3L)/
mdfSystemRecordStatusNav"
      }
    },
    "mdfSystemStatusNav": {
      "__deferred": {
        "uri": "https://<api-server>/odata/v2/
WorkScheduleDayModelAssignment(WorkSchedule_externalCode='5DAYS_8HOURS',day=3L)/
mdfSystemStatusNav"
      }
    }
  }
}

```

```

    }
  },
  {
    "__metadata": {
      "uri": "https://<api-server>/odata/v2/
WorkScheduleDayModelAssignment(WorkSchedule_externalCode='5DAYS_8HOURS',day=4L) ",
      "type": "SFOData.WorkScheduleDayModelAssignment"
    },
    "WorkSchedule_externalCode": "5DAYS_8HOURS",
    "day": "4",
    "mdfSystemEffectiveEndDate": "/Date(253402214400000)/",
    "mdfSystemObjectType": "WorkScheduleDayModelAssignment",
    "mdfSystemVersionId": null,
    "lastModifiedDateTime": "/Date(1429624898000+0000)/",
    "hoursAndMinutes": null,
    "mdfSystemTransactionSequence": "1",
    "mdfSystemRecordId": "DA9A1A2AF8A249F9A2664570D3B16A89",
    "mdfSystemEntityId": "039EF0B7D8D44D1D87ADF1418E935DD6",
    "mdfSystemStatus": "A",
    "lastModifiedDateWithTZ": "/Date(1429624898000+0000)/",
    "createdDate": "/Date(1429632098000)/",
    "mdfSystemRecordStatus": "N",
    "dayWorkingHours": null,
    "dayModel": "8HOURS",
    "category": "DAY_MODEL",
    "createdBy": "admin",
    "lastModifiedBy": "admin",
    "createdDateTime": "/Date(1429624898000+0000)/",
    "lastModifiedDate": "/Date(1429632098000)/",
    "mdfSystemEffectiveStartDate": "/Date(-2208988800000)/",
    "segments": {
      "__deferred": {
        "uri": "https://<api-server>/odata/v2/
WorkScheduleDayModelAssignment(WorkSchedule_externalCode='5DAYS_8HOURS',day=4L)/
segments"
      }
    },
    "categoryNav": {
      "__deferred": {
        "uri": "https://<api-server>/odata/v2/
WorkScheduleDayModelAssignment(WorkSchedule_externalCode='5DAYS_8HOURS',day=4L)/
categoryNav"
      }
    },
    "dayModelNav": {
      "__deferred": {
        "uri": "https://<api-server>/odata/v2/
WorkScheduleDayModelAssignment(WorkSchedule_externalCode='5DAYS_8HOURS',day=4L)/
dayModelNav"
      }
    },
    "mdfSystemRecordStatusNav": {
      "__deferred": {
        "uri": "https://<api-server>/odata/v2/
WorkScheduleDayModelAssignment(WorkSchedule_externalCode='5DAYS_8HOURS',day=4L)/
mdfSystemRecordStatusNav"
      }
    },
    "mdfSystemStatusNav": {
      "__deferred": {
        "uri": "https://<api-server>/odata/v2/
WorkScheduleDayModelAssignment(WorkSchedule_externalCode='5DAYS_8HOURS',day=4L)/
mdfSystemStatusNav"
      }
    }
  },
  {
    "__metadata": {

```

```

        "uri": "https://<api-server>/odata/v2/
WorkScheduleDayModelAssignment(WorkSchedule_externalCode='5DAYS_8HOURS',day=5L) ",
        "type": "SFOData.WorkScheduleDayModelAssignment"
    },
    "WorkSchedule_externalCode": "5DAYS_8HOURS",
    "day": "5",
    "mdfSystemEffectiveEndDate": "/Date(253402214400000)/",
    "mdfSystemObjectType": "WorkScheduleDayModelAssignment",
    "mdfSystemVersionId": null,
    "lastModifiedDateTime": "/Date(1429624898000+0000)/",
    "hoursAndMinutes": null,
    "mdfSystemTransactionSequence": "1",
    "mdfSystemRecordId": "2DB34CF519FC467891C79399141A6282",
    "mdfSystemEntityId": "8ED243EBC2DD4916B12D4B29C83AE30E",
    "mdfSystemStatus": "A",
    "lastModifiedDateWithTZ": "/Date(1429624898000+0000)/",
    "createdDate": "/Date(1429632098000)/",
    "mdfSystemRecordStatus": "N",
    "dayWorkingHours": null,
    "dayModel": "8HOURS",
    "category": "DAY_MODEL",
    "createdBy": "admin",
    "lastModifiedBy": "admin",
    "createdDateTime": "/Date(1429624898000+0000)/",
    "lastModifiedDate": "/Date(1429632098000)/",
    "mdfSystemEffectiveStartDate": "/Date(-2208988800000)/",
    "segments": {
        "__deferred": {
            "uri": "https://<api-server>/odata/v2/
WorkScheduleDayModelAssignment(WorkSchedule_externalCode='5DAYS_8HOURS',day=5L)/
segments"
        }
    },
    "categoryNav": {
        "__deferred": {
            "uri": "https://<api-server>/odata/v2/
WorkScheduleDayModelAssignment(WorkSchedule_externalCode='5DAYS_8HOURS',day=5L)/
categoryNav"
        }
    },
    "dayModelNav": {
        "__deferred": {
            "uri": "https://<api-server>/odata/v2/
WorkScheduleDayModelAssignment(WorkSchedule_externalCode='5DAYS_8HOURS',day=5L)/
dayModelNav"
        }
    },
    "mdfSystemRecordStatusNav": {
        "__deferred": {
            "uri": "https://<api-server>/odata/v2/
WorkScheduleDayModelAssignment(WorkSchedule_externalCode='5DAYS_8HOURS',day=5L)/
mdfSystemRecordStatusNav"
        }
    },
    "mdfSystemStatusNav": {
        "__deferred": {
            "uri": "https://<api-server>/odata/v2/
WorkScheduleDayModelAssignment(WorkSchedule_externalCode='5DAYS_8HOURS',day=5L)/
mdfSystemStatusNav"
        }
    }
},
{
    "__metadata": {
        "uri": "https://<api-server>/odata/v2/
WorkScheduleDayModelAssignment(WorkSchedule_externalCode='5DAYS_8HOURS',day=6L) ",
        "type": "SFOData.WorkScheduleDayModelAssignment"
    },

```

```

"WorkSchedule_externalCode": "5DAYS_8HOURS",
"day": "6",
"mdfSystemEffectiveEndDate": "/Date(253402214400000)/",
"mdfSystemObjectType": "WorkScheduleDayModelAssignment",
"mdfSystemVersionId": null,
"lastModifiedDate": "/Date(1429624898000+0000)/",
"hoursAndMinutes": null,
"mdfSystemTransactionSequence": "1",
"mdfSystemRecordId": "C4C69CEF8DB6492CA52A95DD69B26F95",
"mdfSystemEntityId": "C3E23E50761B4A55B5B4782CA66EEAE5",
"mdfSystemStatus": "A",
"lastModifiedDateWithTZ": "/Date(1429624898000+0000)/",
"createdDate": "/Date(1429632098000)/",
"mdfSystemRecordStatus": "N",
"dayWorkingHours": null,
"dayModel": "0HOURS",
"category": "DAY_MODEL",
"createdBy": "admin",
"lastModifiedBy": "admin",
"createdDateTime": "/Date(1429624898000+0000)/",
"lastModifiedDate": "/Date(1429632098000)/",
"mdfSystemEffectiveStartDate": "/Date(-2208988800000)/",
"segments": {
  "__deferred": {
    "uri": "https://<api-server>/odata/v2/
WorkScheduleDayModelAssignment(WorkSchedule_externalCode='5DAYS_8HOURS',day=6L)/
segments"
  }
},
"categoryNav": {
  "__deferred": {
    "uri": "https://<api-server>/odata/v2/
WorkScheduleDayModelAssignment(WorkSchedule_externalCode='5DAYS_8HOURS',day=6L)/
categoryNav"
  }
},
"dayModelNav": {
  "__deferred": {
    "uri": "https://<api-server>/odata/v2/
WorkScheduleDayModelAssignment(WorkSchedule_externalCode='5DAYS_8HOURS',day=6L)/
dayModelNav"
  }
},
"mdfSystemRecordStatusNav": {
  "__deferred": {
    "uri": "https://<api-server>/odata/v2/
WorkScheduleDayModelAssignment(WorkSchedule_externalCode='5DAYS_8HOURS',day=6L)/
mdfSystemRecordStatusNav"
  }
},
"mdfSystemStatusNav": {
  "__deferred": {
    "uri": "https://<api-server>/odata/v2/
WorkScheduleDayModelAssignment(WorkSchedule_externalCode='5DAYS_8HOURS',day=6L)/
mdfSystemStatusNav"
  }
}
},
{
  "__metadata": {
    "uri": "https://<api-server>/odata/v2/
WorkScheduleDayModelAssignment(WorkSchedule_externalCode='5DAYS_8HOURS',day=7L)",
    "type": "SFodata.WorkScheduleDayModelAssignment"
  },
  "WorkSchedule_externalCode": "5DAYS_8HOURS",
  "day": "7",
  "mdfSystemEffectiveEndDate": "/Date(253402214400000)/",
  "mdfSystemObjectType": "WorkScheduleDayModelAssignment",

```

```

"mdfSystemVersionId": null,
"lastModifiedDate": "/Date(1429624898000+0000)/",
"hoursAndMinutes": null,
"mdfSystemTransactionSequence": "1",
"mdfSystemRecordId": "42A021ED54AB4EBFBC0E08C59C668730",
"mdfSystemEntityId": "118DE2C94400456D9179520778D0E94A",
"mdfSystemStatus": "A",
"lastModifiedDateWithTZ": "/Date(1429624898000+0000)/",
"createdDate": "/Date(1429632098000)/",
"mdfSystemRecordStatus": "N",
"dayWorkingHours": null,
"dayModel": "0HOURS",
"category": "DAY_MODEL",
"createdBy": "admin",
"lastModifiedBy": "admin",
"createdDateTime": "/Date(1429624898000+0000)/",
"lastModifiedDate": "/Date(1429632098000)/",
"mdfSystemEffectiveStartDate": "/Date(-2208988800000)/",
"segments": {
  "__deferred": {
    "uri": "https://<api-server>/odata/v2/
WorkScheduleDayModelAssignment(WorkSchedule_externalCode='5DAYS_8HOURS',day=7L)/
segments"
  }
},
"categoryNav": {
  "__deferred": {
    "uri": "https://<api-server>/odata/v2/
WorkScheduleDayModelAssignment(WorkSchedule_externalCode='5DAYS_8HOURS',day=7L)/
categoryNav"
  }
},
"dayModelNav": {
  "__deferred": {
    "uri": "https://<api-server>/odata/v2/
WorkScheduleDayModelAssignment(WorkSchedule_externalCode='5DAYS_8HOURS',day=7L)/
dayModelNav"
  }
},
"mdfSystemRecordStatusNav": {
  "__deferred": {
    "uri": "https://<api-server>/odata/v2/
WorkScheduleDayModelAssignment(WorkSchedule_externalCode='5DAYS_8HOURS',day=7L)/
mdfSystemRecordStatusNav"
  }
},
"mdfSystemStatusNav": {
  "__deferred": {
    "uri": "https://<api-server>/odata/v2/
WorkScheduleDayModelAssignment(WorkSchedule_externalCode='5DAYS_8HOURS',day=7L)/
mdfSystemStatusNav"
  }
}
}
],
"periodModelNav": {
  "__deferred": {
    "uri": "https://<api-server>/odata/v2/WorkSchedule('5DAYS_8HOURS')/
periodModelNav"
  }
},
"mdfSystemStatusNav": {
  "__deferred": {
    "uri": "https://<api-server>/odata/v2/WorkSchedule('5DAYS_8HOURS')/
mdfSystemStatusNav"
  }
}
},

```

```

    "workScheduleDays": {
      "results": []
    },
    "externalNameTranslationTextNav": {
      "__deferred": {
        "uri": "https://<api-server>/odata/v2/WorkSchedule('5DAYS_8HOURS')/"
      }
    },
    "mdfSystemRecordStatusNav": {
      "__deferred": {
        "uri": "https://<api-server>/odata/v2/WorkSchedule('5DAYS_8HOURS')/"
      }
    },
    "timeRecordingVariantNav": {
      "__deferred": {
        "uri": "https://<api-server>/odata/v2/WorkSchedule('5DAYS_8HOURS')/"
      }
    },
    "userIdNav": {
      "__deferred": {
        "uri": "https://<api-server>/odata/v2/WorkSchedule('5DAYS_8HOURS')/"
      }
    },
    "shiftClassificationNav": {
      "__deferred": {
        "uri": "https://<api-server>/odata/v2/WorkSchedule('5DAYS_8HOURS')/"
      }
    }
  }
}

```

### Example 3: Retrieve example work schedule defined as SCHEDULE model (expand periodModelNav)

URI: `https://<api-server>/odata/v2/WorkSchedule?$filter=externalCode eq 'WS_SCHEDULE_EXAMPLE'&?$expand=periodModelNav&$format=JSON`

Method: GET

#### Sample Code

```

{
  "d": {
    "__metadata": {
      "uri": "https://<api-server>/odata/v2/WorkSchedule('WS_SCHEDULE_EXAMPLE')",
      "type": "SFOData.WorkSchedule"
    },
    "externalCode": "WS_SCHEDULE_EXAMPLE",
    "mdfSystemObjectType": "WorkSchedule",
    "lastModifiedDateTime": "/Date(1464156863000+0000)/",
    "averageHoursPerDay": null,
    "timeRecordingVariant": "DURATION",
    "startingDate": "/Date(1464739200000)/",
    "mdfSystemRecordId": "DE20B024E70446EC8C66FE8B3BE99F73",
    "mdfSystemEntityId": "AA994A78C1E84BADB36FE9F60A5388D4",
    "userId": null,
    "mdfSystemStatus": "A",
    "externalName_en_US": "WS Schedule Model Example",
    "averageHoursPerMonth": null,
    "externalName_en_SAP_SLS": null,
    "createdDate": "/Date(1464164063000)/",
    "individualWorkSchedule": false,
  }
}

```



```

"mdfSystemRecordStatus": "N",
"periodModel": "5DAYS_8HOURS",
"country": null,
"externalName_it_IT": null,
"createdBy": "admin",
"externalName_en_RTL": null,
"createdDateTime": "/Date(1464156863000+0000)/",
"lastModifiedBy": "admin",
"externalName_en_GB": null,
"mdfSystemEffectiveStartDate": "/Date(-2208988800000)/",
"externalName_nl_NL": null,
"externalName_zh_CN": null,
"externalName_en_DEBUG": null,
"flexibleRequestingAllowed": false,
"externalName_ko_KR": null,
"mdfSystemEffectiveEndDate": "/Date(253402214400000)/",
"mdfSystemVersionId": null,
"searchString": null,
"externalName_de_DE": null,
"externalName_localized": "WS Schedule Model Example",
"externalName_es_MX": null,
"externalName_defaultValue": "WS Schedule Model Example",
"externalName_da_DK": null,
"mdfSystemTransactionSequence": "1",
"externalName_fi_FI": null,
"shiftClassification": null,
"externalName_zh_TW": null,
"lastModifiedDateWithTZ": "/Date(1464156863000+0000)/",
"externalName_ja_JP": null,
"averageHoursPerYear": null,
"externalName_pl_PL": null,
"averageWorkingDaysPerWeek": null,
"modelCategory": "SCHEDULE",
"externalName_es_ES": null,
"averageHoursPerWeek": null,
"lastModifiedDate": "/Date(1464164063000)/",
"externalName_fr_FR": null,
"countryNav": {
  "__deferred": {
    "uri": "https://<api-server>/odata/v2/
WorkSchedule('WS_SCHEDULE_EXAMPLE')/countryNav"
  }
},
"modelCategoryNav": {
  "__deferred": {
    "uri": "https://<api-server>/odata/v2/
WorkSchedule('WS_SCHEDULE_EXAMPLE')/modelCategoryNav"
  }
},
"workScheduleDayModels": {
  "__deferred": {
    "uri": "https://<api-server>/odata/v2/
WorkSchedule('WS_SCHEDULE_EXAMPLE')/workScheduleDayModels"
  }
},
"periodModelNav": {
  "__metadata": {
    "uri": "https://<api-server>/odata/v2/WorkSchedule('5DAYS_8HOURS')",
    "type": "SFOData.WorkSchedule"
  },
  "externalCode": "5DAYS_8HOURS",
  "mdfSystemObjectType": "WorkSchedule",
  "lastModifiedDateTime": "/Date(1433317499000+0000)/",
  "averageHoursPerDay": "8",
  "timeRecordingVariant": "DURATION",
  "startingDate": "/Date(-2208988800000)/",
  "mdfSystemRecordId": "6A86982271F541CD884CE18DD95B8808",
  "mdfSystemEntityId": "558C5D80215C49548B6F2D5A4DE7F0A5",

```

```

"userId": null,
"mdfSystemStatus": "A",
"externalName_en_US": null,
"averageHoursPerMonth": "160",
"externalName_en_SAP_SLS": null,
"createdDate": "/Date(1429632098000)/",
"individualWorkSchedule": false,
"mdfSystemRecordStatus": "N",
"periodModel": null,
"country": null,
"externalName_it_IT": null,
"createdBy": "admin",
"externalName_en_RTL": null,
"createdDateTime": "/Date(1429624898000+0000)/",
"lastModifiedBy": "admin",
"externalName_en_GB": "5 Days 8 Hours",
"mdfSystemEffectiveStartDate": "/Date(-2208988800000)/",
"externalName_nl_NL": null,
"externalName_zh_CN": null,
"externalName_en_DEBUG": null,
"flexibleRequestingAllowed": false,
"externalName_ko_KR": null,
"mdfSystemEffectiveEndDate": "/Date(253402214400000)/",
"mdfSystemVersionId": null,
"searchString": null,
"externalName_de_DE": null,
"externalName_localized": "5 Days 8 Hours",
"externalName_es_MX": null,
"externalName_defaultValue": "5 Days 8 Hours",
"externalName_da_DK": null,
"mdfSystemTransactionSequence": "1",
"externalName_fi_FI": null,
"shiftClassification": null,
"externalName_zh_TW": null,
"lastModifiedDateWithTZ": "/Date(1433317499000+0000)/",
"externalName_ja_JP": null,
"averageHoursPerYear": "1840",
"externalName_pl_PL": null,
"averageWorkingDaysPerWeek": "5",
"modelCategory": "PERIOD",
"externalName_es_ES": null,
"averageHoursPerWeek": "40",
"lastModifiedDate": "/Date(1433324699000)/",
"externalName_fr_FR": null,
"countryNav": {
  "__deferred": {
    "uri": "https://<api-server>/odata/v2/WorkSchedule('5DAYS_8HOURS')/"
  }
}
countryNav"
  },
  "modelCategoryNav": {
    "__deferred": {
      "uri": "https://<api-server>/odata/v2/WorkSchedule('5DAYS_8HOURS')/"
    }
  }
}
modelCategoryNav"
  },
  "workScheduleDayModels": {
    "__deferred": {
      "uri": "https://<api-server>/odata/v2/WorkSchedule('5DAYS_8HOURS')/"
    }
  }
}
workScheduleDayModels"
  },
  "periodModelNav": {
    "__deferred": {
      "uri": "https://<api-server>/odata/v2/WorkSchedule('5DAYS_8HOURS')/"
    }
  }
}
periodModelNav"
  },

```

```

    "mdfSystemStatusNav": {
      "__deferred": {
        "uri": "https://<api-server>/odata/v2/WorkSchedule('5DAYS_8HOURS')/"
      }
    },
    "workScheduleDays": {
      "__deferred": {
        "uri": "https://<api-server>/odata/v2/WorkSchedule('5DAYS_8HOURS')/"
      }
    },
    "externalNameTranslationTextNav": {
      "__deferred": {
        "uri": "https://<api-server>/odata/v2/WorkSchedule('5DAYS_8HOURS')/"
      }
    },
    "mdfSystemRecordStatusNav": {
      "__deferred": {
        "uri": "https://<api-server>/odata/v2/WorkSchedule('5DAYS_8HOURS')/"
      }
    },
    "timeRecordingVariantNav": {
      "__deferred": {
        "uri": "https://<api-server>/odata/v2/WorkSchedule('5DAYS_8HOURS')/"
      }
    },
    "userIdNav": {
      "__deferred": {
        "uri": "https://<api-server>/odata/v2/WorkSchedule('5DAYS_8HOURS')/"
      }
    },
    "shiftClassificationNav": {
      "__deferred": {
        "uri": "https://<api-server>/odata/v2/WorkSchedule('5DAYS_8HOURS')/"
      }
    },
    "mdfSystemStatusNav": {
      "__deferred": {
        "uri": "https://<api-server>/odata/v2/WorkSchedule('WS_SCHEDULE_EXAMPLE')/mdfSystemStatusNav"
      }
    },
    "workScheduleDays": {
      "__deferred": {
        "uri": "https://<api-server>/odata/v2/WorkSchedule('WS_SCHEDULE_EXAMPLE')/workScheduleDays"
      }
    },
    "externalNameTranslationTextNav": {
      "__deferred": {
        "uri": "https://<api-server>/odata/v2/WorkSchedule('WS_SCHEDULE_EXAMPLE')/externalNameTranslationTextNav"
      }
    },
    "mdfSystemRecordStatusNav": {
      "__deferred": {
        "uri": "https://<api-server>/odata/v2/WorkSchedule('WS_SCHEDULE_EXAMPLE')/mdfSystemRecordStatusNav"
      }
    },
    "timeRecordingVariantNav": {

```

```

    "__deferred": {
      "uri": "https://<api-server>/odata/v2/
WorkSchedule('WS_SCHEDULE_EXAMPLE')/timeRecordingVariantNav"
    }
  },
  "userIdNav": {
    "__deferred": {
      "uri": "https://<api-server>/odata/v2/
WorkSchedule('WS_SCHEDULE_EXAMPLE')/userIdNav"
    }
  },
  "shiftClassificationNav": {
    "__deferred": {
      "uri": "https://<api-server>/odata/v2/
WorkSchedule('WS_SCHEDULE_EXAMPLE')/shiftClassificationNav"
    }
  }
}
}
}

```

#### Example 4: Create a work schedule defined as SCHEDULE model

URI: [http://<api-server>/odata/v2/WorkSchedule/?\\$format=JSON](http://<api-server>/odata/v2/WorkSchedule/?$format=JSON)

Method: POST

Body

#### Sample Code

```

{
  "externalCode": "5DAY8HOURo",
  "externalName_defaultValue": "5DAY8HOURo",
  "timeRecordingVariant": "DURATION",
  "startingDate": "/Date(1136073600000)/",
  "individualWorkSchedule": false,
  "modelCategory": "SCHEDULE",
  "periodModelNav": {
    "__deferred": {
      "uri": "https://<api-server>/odata/v2/WorkSchedule('5DAY8HOUR')/
periodModelNav"
    }
  }
}

```

Response

#### Sample Code

```

{
  "d": {
    "__metadata": {
      "uri": "https://<api-server>/odata/v2/WorkSchedule('5DAY8HOURo')",
      "type": "SFOData.WorkSchedule"
    },
    "externalName_defaultValue": "5DAY8HOURo",
    "timeRecordingVariant": "DURATION",
    "startingDate": "/Date(1136073600000)/",
    "individualWorkSchedule": false,
    "modelCategory": "SCHEDULE",
    "externalCode": "5DAY8HOURo",
    "periodModelNav": {
      "__deferred": {
        "uri": "https://<api-server>/odata/v2/WorkSchedule('5DAY8HOURo')/
periodModelNav"
      }
    }
  }
}

```

```
}
}
}
```

### Example 5: Update a work schedule defined as SCHEDULE model

URI: `http://<api-server>/odata/v2/WorkSchedule('5DAY8HOURo')/?$format=JSON`

Method: PUT

#### Sample Code

```
{
  "externalCode": "5DAY8HOURo",
  "externalName_defaultValue": "5DAY8HOURo",
  "timeRecordingVariant": "DURATION",
  "startingDate": "/Date(1167609600000)/",
  "individualWorkSchedule": false,
  "modelCategory": "SCHEDULE",
  "periodModelNav": {
    "__deferred": {
      "uri": "https://<api-server>/odata/v2/WorkSchedule('5DAY8HOUR')/"
    }
  }
}
```

### Example 6: Upsert a work schedule defined as SCHEDULE model

URI: `http://<api-server>/odata/v2/upsert?$format=JSON`

Method: POST

Body:

#### Sample Code

```
{
  "__metadata": {
    "uri": "https://<api-server>/odata/v2/WorkSchedule('5DAY8HOURo')",
    "type": "SFOData.WorkSchedule"
  },
  "externalCode": "5DAY8HOURo",
  "externalName_defaultValue": "5DAY8HOURo",
  "timeRecordingVariant": "DURATION",
  "startingDate": "/Date(1136073600000)/",
  "individualWorkSchedule": false,
  "modelCategory": "SCHEDULE",
  "periodModelNav": {
    "__deferred": {
      "uri": "https://<api-server>/odata/v2/WorkSchedule('5DAY8HOUR')/"
    }
  }
}
```

Response:

#### Sample Code

```
{
```

```


    "d": [
      {
        "key": null,
        "status": "OK",
        "editStatus": "UPSERTEDED",
        "message": null,
        "index": 0,
        "httpCode": 200,
        "inlineResults": null
      }
    ]
  }
}

```

### Example 7: Delete a work schedule

URI: `http://<api-server>/odata/v2/WorkSchedule('5DAY8HOURo')?$format=JSON`

Method: DELETE

 Sample Code

## Related Information

[SAP Business Accelerator Hub: WorkSchedule](#)

## 9.4.16.1.37 WorkScheduleDay

Work schedule day defines the working time on a day. This entity is only used for work schedule of type SIMPLE.

This section lists only the properties and navigation properties that require special business logic, permission, or other additional information. For more information, refer to the API dictionary in [Admin Center](#) [API Center](#) [OData API Data Dictionary](#) or the API metadata using query: `https://<api-server>/odata/v2/<Entity>/$metadata`.

## Properties

Here you can see the required fields and business keys for this entity. Check the OData API dictionary in your instance to see the complete list of properties, and check your metadata for navigations and associations.

Property	Business Key	Required Field	Description
externalCode	Yes	Yes	External Code
day	No	Yes	Day of the work schedule

Property	Business Key	Required Field	Description
workingHours	No	Yes	Working hours on that day as decimal value
hoursAndMinutes	No	No	Working hours on that day in hours and minutes

## Code Examples

For code examples, please look at *Example 1* in the [WorkSchedule \[page 1367\]](#) documentation.

## Related Information

[SAP Business Accelerator Hub: WorkScheduleDay](#)

### 9.4.16.1.38 WorkScheduleDayModel

With a work schedule day model, you can define how the number of hours worked on a particular day should look. You can then use the day models in your work schedule if you choose the Period or Schedule models in your work schedule.

This section lists only the properties and navigation properties that require special business logic, permission, or other additional information. For more information, refer to the API dictionary in [Admin Center](#) [API Center](#) [OData API Data Dictionary](#) or the API metadata using query: `https://<api-server>/odata/v2/<Entity>/$metadata`.

## Navigation Properties

Navigation Property	Related Entity	Description
countryNav	Country	Navigation to Country
shiftClassificationNav	ShiftClassification	Navigation to Shift Classification
segments	WorkScheduleDayModelAssignmentSegment	Navigation to WorkScheduleDayModelAssignmentSegment

## Code Examples

### Example 1: Retrieve a specific work schedule day model

URI: `http://<api-server>/odata/v2/WorkScheduleDayModel('CLT_0800-1700')?$format=JSON`

Method: GET

Response:

#### Sample Code

```
{
  "d": {
    "__metadata": {
      "uri": "https://<api-server>/odata/v2/WorkScheduleDayModel('CLT_0800-1700')",
      "type": "SFOData.WorkScheduleDayModel"
    },
    "externalCode": "CLT_0800-1700",
    "externalName_ko_KR": null,
    "mdfSystemObjectType": "WorkScheduleDayModel",
    "mdfSystemEffectiveEndDate": "/Date(253402214400000)/",
    "mdfSystemVersionId": null,
    "externalName_pt_BR": null,
    "externalName_de_DE": null,
    "externalName_localized": "CLT - 08:00 - 17:00 w/ Breaks",
    "externalName_defaultValue": "CLT - 08:00 - 17:00 w/ Breaks",
    "externalName_fr_CA": null,
    "externalName_ru_RU": null,
    "lastModifiedDate": "/Date(1446562100000+0000)/",
    "hoursAndMinutes": "08:00",
    "timeRecordingVariant": "CLOCK_TIME",
    "mdfSystemTransactionSequence": "1",
    "workingHours": "8",
    "mdfSystemRecordId": "0D65A9DA816541AAA95A17C7300A40AA",
    "shiftClassification": null,
    "mdfSystemEntityId": "7CCB5D6266B94FD3AAC92B08E3BD5135",
    "description": null,
    "mdfSystemStatus": "A",
    "lastModifiedDateWithTZ": "/Date(1446562100000+0000)/",
    "externalName_en_US": "CLT - 08:00 - 17:00 w/ Breaks",
    "externalName_en_SAP_SLS": null,
    "createdDate": "/Date(1446562100000)/",
    "externalName_ja_JP": null,
    "mdfSystemRecordStatus": "N",
    "country": null,
    "createdBy": "admin",
    "externalName_it_IT": null,
    "lastModifiedBy": "admin",
    "createdDateTime": "/Date(1446562100000+0000)/",
    "mdfSystemEffectiveStartDate": "/Date(-2208988800000)/",
    "lastModifiedDate": "/Date(1446562100000)/",
    "externalName_en_GB": null,
    "externalName_es_ES": null,
    "externalName_nl_NL": null,
    "externalName_zh_CN": null,
    "externalName_fr_FR": null,
    "segments": {
      "__deferred": {
        "uri": "https://<api-server>/odata/v2/WorkScheduleDayModel('CLT_0800-1700')/segments"
      }
    },
    "countryNav": {
      "__deferred": {
```





Response:

#### Sample Code

```
{
  "d": {
    "__metadata": {
      "uri": "https://<api-server>/odata/v2/
WorkScheduleDayModel('DUR_odata')",
      "type": "SFOData.WorkScheduleDayModel"
    },
    "externalName_defaultValue": "DUR_odata",
    "timeRecordingVariant": "DURATION",
    "workingHours": "8",
    "externalCode": "DUR_odata"
  }
}
```

#### Example 3: Update a work schedule day model

URI: [http://<api-server>/odata/v2/WorkScheduleDayModel\('DUR\\_odata'\)?\\$format=JSON](http://<api-server>/odata/v2/WorkScheduleDayModel('DUR_odata')?$format=JSON)

Method: PUT

Body:

#### Sample Code

```
{
  "externalCode": "DUR_odata",
  "externalName_defaultValue": "DUR_odata",
  "timeRecordingVariant": "DURATION",
  "workingHours": "6"
}
```

#### Example 4: Upsert a work schedule day model

URI: [http://<api-server>/odata/v2/upsert?\\$format=JSON](http://<api-server>/odata/v2/upsert?$format=JSON)

Method: POST

Body:

#### Sample Code

```
{
  "__metadata": {
    "uri": "https://<api-server>/odata/v2/
WorkScheduleDayModel('DUR_odata')",
    "type": "SFOData.WorkScheduleDayModel"
  },
  "externalCode": "DUR_odata",
  "externalName_defaultValue": "DUR_odata",
  "timeRecordingVariant": "DURATION",
  "workingHours": "4"
}
```

Response:

#### Sample Code

```
{
  "d": [
    {
      "key": null,
      "status": "OK",
      "editStatus": "UPSERTED",
      "message": null,
      "index": 0,
      "httpCode": 200,
      "inlineResults": null
    }
  ]
}
```

#### Example 5: Delete a work schedule day model

URI: `http://<api-server>/odata/v2/WorkScheduleDayModel('DUR_odata')?$format=JSON`

Method: DELETE

## Related Information

[SAP Business Accelerator Hub: WorkScheduleDayModel](#)

### 9.4.16.1.39 WorkScheduleDayModelAssignment

With a work schedule day model assignment, you can define how the number of hours worked on a particular day should look.

## Supported Operations

Query, Insert, Merge, Replace, Upsert, Delete

## Properties and Navigation Properties

This section lists only the properties and navigation properties that require special business logic, permission, or other additional information. For more information, refer to the API dictionary in [Admin Center](#) [API Center](#) [OData API Data Dictionary](#) or the API metadata using query: `https://<api-server>/odata/v2/<Entity>/$metadata`.

## Navigation Properties

Navigation Property	Related Entity	Description
dayModelNav	WorkScheduleDayModel	Navigation to WorkScheduleDayModel
segments	WorkScheduleDayModelAssignmentSegment	Navigation to WorkScheduleDayModelAssignmentSegment

## Code Examples

For code examples, please read look at *Example 2* in the [WorkSchedule \[page 1367\]](#) documentation.

## Related Information

[SAP Business Accelerator Hub: WorkScheduleDayModelAssignment](#)

### 9.4.16.1.40 WorkScheduleDayModelAssignmentSegment

A WorkScheduleDayModelAssignmentSegment is used within a WorkScheduleDayModelAssignment. Such a segment is used to define the working time as well as the unpaid breaks for a day.

## Supported Operations

Query, Insert, Merge, Replace, Upsert, Delete

Properties and Navigation Properties

This section lists only the properties and navigation properties that require special business logic, permission, or other additional information. For more information, refer to the API dictionary in [Admin Center](#) [API Center](#) [OData API Data Dictionary](#) or the API metadata using query: `https://<api-server>/odata/v2/<Entity>/$metadata`.

## Properties

Property	Description
externalCode	External Code. This is a business key and is required.
startTime	Start time of the segment. Required.

Property	Description
endTime	End time of the segment. Required.
duration	Duration in minutes between start time and end time
category	Work schedule segment model category. Can be SCHEDULED_WORKING_TIME or SCHEDULED_UNPAID_BREAK

## Use Case: Retrieve the work schedule day model assignments and the corresponding segments for a defined work schedule

### Request

Operation	Query
HTTP Method	GET
URI	<pre>https://&lt;api-server&gt;/odata/v2/ WorkSchedule('WS_PERIOD_TEST')? \$expand=workScheduleDayModels,workScheduleDayModels/ segments&amp;\$format=JSON</pre>

### Response

#### Sample Code

```
{
  "d": {
    "__metadata": {
      "uri": "https://<api-server>/odata/v2/WorkSchedule('WS_PERIOD_TEST')",
      "type": "SFOData.WorkSchedule"
    },
    "externalCode": "WS_PERIOD_TEST",
    "mdfSystemObjectType": "WorkSchedule",
    "lastModifiedDate": "/Date(1464186573000+0000)/",
    "averageHoursPerDay": null,
    "timeRecordingVariant": "CLOCK_TIME",
    "startingDate": "/Date(978307200000)/",
    "mdfSystemRecordId": "DA634C4D7BE34AEBBEE92D9A737C0E41",
    "mdfSystemEntityId": "961371476F5A4AF599A7C30EA1CF852D",
    "userId": null,
    "mdfSystemStatus": "A",
    "externalName_en_US": "WS Period Test",
    "averageHoursPerMonth": null,
    "externalName_en_SAP_SLS": null,
    "createdDate": "/Date(1464193773000)/",
    "individualWorkSchedule": false,
    "mdfSystemRecordStatus": "N",
    "periodModel": null,
    "country": null,
    "externalName_it_IT": null,
    "createdBy": "admin",
    "externalName_en_RTL": null,
    "createdDateTime": "/Date(1464186573000+0000)/",
  }
}
```

```

"lastModifiedBy": "admin",
"externalName_en_GB": null,
"mdfSystemEffectiveStartDate": "/Date(-2208988800000)/",
"externalName_nl_NL": null,
"externalName_zh_CN": null,
"externalName_en_DEBUG": null,
"flexibleRequestingAllowed": false,
"externalName_ko_KR": null,
"mdfSystemEffectiveEndDate": "/Date(253402214400000)/",
"mdfSystemVersionId": null,
"searchString": null,
"externalName_de_DE": null,
"externalName_localized": "WS Period Test",
"externalName_es_MX": null,
"externalName_defaultValue": "WS Period Test",
"externalName_da_DK": null,
"mdfSystemTransactionSequence": "1",
"externalName_fi_FI": null,
"shiftClassification": null,
"externalName_zh_TW": null,
"lastModifiedDateWithTZ": "/Date(1464186573000+0000)/",
"externalName_ja_JP": null,
"averageHoursPerYear": null,
"externalName_pl_PL": null,
"averageWorkingDaysPerWeek": null,
"modelCategory": "PERIOD",
"externalName_es_ES": null,
"averageHoursPerWeek": null,
"lastModifiedDate": "/Date(1464193773000)/",
"externalName_fr_FR": null,
"countryNav": {
  "__deferred": {
    "uri": "https://<api-server>/odata/v2/WorkSchedule('WS_PERIOD_TEST')/"
  }
},
"modelCategoryNav": {
  "__deferred": {
    "uri": "https://<api-server>/odata/v2/WorkSchedule('WS_PERIOD_TEST')/"
  }
},
"workScheduleDayModels": {
  "results": [
    {
      "__metadata": {
        "uri": "https://<api-server>/odata/v2/WorkScheduleDayModelAssignment(WorkSchedule_externalCode='WS_PERIOD_TEST',day=1L)"
      },
      "type": "SFOData.WorkScheduleDayModelAssignment"
    },
    {
      "WorkSchedule_externalCode": "WS_PERIOD_TEST",
      "day": "1",
      "mdfSystemEffectiveEndDate": "/Date(253402214400000)/",
      "mdfSystemObjectType": "WorkScheduleDayModelAssignment",
      "mdfSystemVersionId": null,
      "lastModifiedDateTime": "/Date(1464186573000+0000)/",
      "hoursAndMinutes": "08:00",
      "mdfSystemTransactionSequence": "1",
      "mdfSystemRecordId": "B007E4B5175A410DB7EA8CDA0301D2B4",
      "mdfSystemEntityId": "D799427D28E14D4ABA161D4EA14637B8",
      "mdfSystemStatus": "A",
      "lastModifiedDateWithTZ": "/Date(1464186573000+0000)/",
      "createdDate": "/Date(1464193773000)/",
      "mdfSystemRecordStatus": "N",
      "dayWorkingHours": "8",
      "dayModel": null,
      "category": "PLANNED_HOURS",
    }
  ]
}

```

```

    "createdBy": "admin",
    "lastModifiedBy": "admin",
    "createdDateTime": "/Date(1464186573000+0000)/",
    "lastModifiedDate": "/Date(1464193773000)/",
    "mdfSystemEffectiveStartDate": "/Date(-2208988800000)/",
    "segments": {
      "results": [
        {
          "__metadata": {
            "uri": "https://<api-server>/odata/v2/
WorkScheduleDayModelAssignmentSegment(WorkScheduleDayModelAssignment_day=1L,WorkS
chedule_externalCode='WS_PERIOD_TEST',externalCode='1')",
            "type": "SFOData.WorkScheduleDayModelAssignmentSegment"
          },
          "WorkScheduleDayModelAssignment_day": "1",
          "WorkSchedule_externalCode": "WS_PERIOD_TEST",
          "externalCode": "1",
          "mdfSystemObjectType": "WorkScheduleDayModelAssignmentSegment",
          "mdfSystemEffectiveEndDate": "/Date(253402214400000)/",
          "mdfSystemVersionId": null,
          "lastModifiedDateTime": "/Date(1464186573000+0000)/",
          "endTime": "PT17H",
          "mdfSystemTransactionSequence": "1",
          "startTime": "PT8H",
          "category": "SCHEDULED_WORKING_TIME",
          "duration": "540",
          "mdfSystemRecordId": "DEA7B2BFB755405985B87EA70A10385E",
          "createdBy": "admin",
          "mdfSystemEntityId": "8F615EA9BBFC4E4BB4B0EE493778BBE3",
          "createdDateTime": "/Date(1464186573000+0000)/",
          "lastModifiedBy": "admin",
          "mdfSystemStatus": "A",
          "mdfSystemEffectiveStartDate": "/Date(-2208988800000)/",
          "lastModifiedDate": "/Date(1464193773000)/",
          "lastModifiedDateWithTZ": "/Date(1464186573000+0000)/",
          "createdDate": "/Date(1464193773000)/",
          "mdfSystemRecordStatus": "N",
          "mdfSystemRecordStatusNav": {
            "__deferred": {
              "uri": "https://<api-server>/odata/v2/
WorkScheduleDayModelAssignmentSegment(WorkScheduleDayModelAssignment_day=1L,WorkS
chedule_externalCode='WS_PERIOD_TEST',externalCode='1')/mdfSystemRecordStatusNav"
            }
          },
          "categoryNav": {
            "__deferred": {
              "uri": "https://<api-server>/odata/v2/
WorkScheduleDayModelAssignmentSegment(WorkScheduleDayModelAssignment_day=1L,WorkS
chedule_externalCode='WS_PERIOD_TEST',externalCode='1')/categoryNav"
            }
          },
          "mdfSystemStatusNav": {
            "__deferred": {
              "uri": "https://<api-server>/odata/v2/
WorkScheduleDayModelAssignmentSegment(WorkScheduleDayModelAssignment_day=1L,WorkS
chedule_externalCode='WS_PERIOD_TEST',externalCode='1')/mdfSystemStatusNav"
            }
          }
        },
        {
          "__metadata": {
            "uri": "https://<api-server>/odata/v2/
WorkScheduleDayModelAssignmentSegment(WorkScheduleDayModelAssignment_day=1L,WorkS
chedule_externalCode='WS_PERIOD_TEST',externalCode='2')",
            "type": "SFOData.WorkScheduleDayModelAssignmentSegment"
          },
          "WorkScheduleDayModelAssignment_day": "1",
          "WorkSchedule_externalCode": "WS_PERIOD_TEST",

```

```

        "externalCode": "2",
        "mdfSystemObjectType": "WorkScheduleDayModelAssignmentSegment",
        "mdfSystemEffectiveEndDate": "/Date(253402214400000)/",
        "mdfSystemVersionId": null,
        "lastModifiedDateTime": "/Date(1464186573000+0000)/",
        "endTime": "PT13H",
        "mdfSystemTransactionSequence": "1",
        "startTime": "PT12H",
        "category": "SCHEDULED_UNPAID_BREAK",
        "duration": "60",
        "mdfSystemRecordId": "E61122E727BA449A9EFB4B7C48F33682",
        "createdBy": "admin",
        "mdfSystemEntityId": "E8D69D75BD6747F7ACCD518306110F37",
        "createdDateTime": "/Date(1464186573000+0000)/",
        "lastModifiedBy": "admin",
        "mdfSystemStatus": "A",
        "mdfSystemEffectiveStartDate": "/Date(-2208988800000)/",
        "lastModifiedDate": "/Date(1464193773000)/",
        "lastModifiedDateWithTZ": "/Date(1464186573000+0000)/",
        "createdDate": "/Date(1464193773000)/",
        "mdfSystemRecordStatus": "N",
        "mdfSystemRecordStatusNav": {
            "__deferred": {
                "uri": "https://<api-server>/odata/v2/
WorkScheduleDayModelAssignmentSegment(WorkScheduleDayModelAssignment_day=1L,WorkS
chedule_externalCode='WS_PERIOD_TEST',externalCode='2')/mdfSystemRecordStatusNav"
            }
        },
        "categoryNav": {
            "__deferred": {
                "uri": "https://<api-server>/odata/v2/
WorkScheduleDayModelAssignmentSegment(WorkScheduleDayModelAssignment_day=1L,WorkS
chedule_externalCode='WS_PERIOD_TEST',externalCode='2')/categoryNav"
            }
        },
        "mdfSystemStatusNav": {
            "__deferred": {
                "uri": "https://<api-server>/odata/v2/
WorkScheduleDayModelAssignmentSegment(WorkScheduleDayModelAssignment_day=1L,WorkS
chedule_externalCode='WS_PERIOD_TEST',externalCode='2')/mdfSystemStatusNav"
            }
        }
    }
},
"categoryNav": {
    "__deferred": {
        "uri": "https://<api-server>/odata/v2/
WorkScheduleDayModelAssignment(WorkSchedule_externalCode='WS_PERIOD_TEST',day=1L)
/categoryNav"
    }
},
"dayModelNav": {
    "__deferred": {
        "uri": "https://<api-server>/odata/v2/
WorkScheduleDayModelAssignment(WorkSchedule_externalCode='WS_PERIOD_TEST',day=1L)
/dayModelNav"
    }
},
"mdfSystemRecordStatusNav": {
    "__deferred": {
        "uri": "https://<api-server>/odata/v2/
WorkScheduleDayModelAssignment(WorkSchedule_externalCode='WS_PERIOD_TEST',day=1L)
/mdfSystemRecordStatusNav"
    }
},
"mdfSystemStatusNav": {
    "__deferred": {

```



```

        "uri": "https://<api-server>/odata/v2/
WorkScheduleDayModelAssignment(WorkSchedule_externalCode='WS_PERIOD_TEST',day=1L)
/mdfSystemStatusNav"
    }
  },
  {
    "__metadata": {
      "uri": "https://<api-server>/odata/v2/
WorkScheduleDayModelAssignment(WorkSchedule_externalCode='WS_PERIOD_TEST',day=2L)
",
      "type": "SFOData.WorkScheduleDayModelAssignment"
    },
    "WorkSchedule_externalCode": "WS_PERIOD_TEST",
    "day": "2",
    "mdfSystemEffectiveEndDate": "/Date(253402214400000)/",
    "mdfSystemObjectType": "WorkScheduleDayModelAssignment",
    "mdfSystemVersionId": null,
    "lastModifiedDateTime": "/Date(1464186573000+0000)/",
    "hoursAndMinutes": "00:00",
    "mdfSystemTransactionSequence": "1",
    "mdfSystemRecordId": "DF367A81C8CF4D7CAE37A74C2B8D8B89",
    "mdfSystemEntityId": "7DE36BB95882498D924C0D1C780E4616",
    "mdfSystemStatus": "A",
    "lastModifiedDateWithTZ": "/Date(1464186573000+0000)/",
    "createdDate": "/Date(1464193773000)/",
    "mdfSystemRecordStatus": "N",
    "dayWorkingHours": "0",
    "dayModel": null,
    "category": "OFF",
    "createdBy": "admin",
    "lastModifiedBy": "admin",
    "createdDateTime": "/Date(1464186573000+0000)/",
    "lastModifiedDate": "/Date(1464193773000)/",
    "mdfSystemEffectiveStartDate": "/Date(-2208988800000)/",
    "segments": {
      "results": []
    },
    "categoryNav": {
      "__deferred": {
        "uri": "https://<api-server>/odata/v2/
WorkScheduleDayModelAssignment(WorkSchedule_externalCode='WS_PERIOD_TEST',day=2L)
/categoryNav"
      }
    },
    "dayModelNav": {
      "__deferred": {
        "uri": "https://<api-server>/odata/v2/
WorkScheduleDayModelAssignment(WorkSchedule_externalCode='WS_PERIOD_TEST',day=2L)
/dayModelNav"
      }
    },
    "mdfSystemRecordStatusNav": {
      "__deferred": {
        "uri": "https://<api-server>/odata/v2/
WorkScheduleDayModelAssignment(WorkSchedule_externalCode='WS_PERIOD_TEST',day=2L)
/mdfSystemRecordStatusNav"
      }
    },
    "mdfSystemStatusNav": {
      "__deferred": {
        "uri": "https://<api-server>/odata/v2/
WorkScheduleDayModelAssignment(WorkSchedule_externalCode='WS_PERIOD_TEST',day=2L)
/mdfSystemStatusNav"
      }
    }
  }
]

```

```

    },
    "periodModelNav": {
      "__deferred": {
        "uri": "https://<api-server>/odata/v2/WorkSchedule('WS_PERIOD_TEST')/"
      }
    },
    "mdfSystemStatusNav": {
      "__deferred": {
        "uri": "https://<api-server>/odata/v2/WorkSchedule('WS_PERIOD_TEST')/"
      }
    },
    "workScheduleDays": {
      "__deferred": {
        "uri": "https://<api-server>/odata/v2/WorkSchedule('WS_PERIOD_TEST')/"
      }
    },
    "externalNameTranslationTextNav": {
      "__deferred": {
        "uri": "https://<api-server>/odata/v2/WorkSchedule('WS_PERIOD_TEST')/"
      }
    },
    "mdfSystemRecordStatusNav": {
      "__deferred": {
        "uri": "https://<api-server>/odata/v2/WorkSchedule('WS_PERIOD_TEST')/"
      }
    },
    "timeRecordingVariantNav": {
      "__deferred": {
        "uri": "https://<api-server>/odata/v2/WorkSchedule('WS_PERIOD_TEST')/"
      }
    },
    "userIdNav": {
      "__deferred": {
        "uri": "https://<api-server>/odata/v2/WorkSchedule('WS_PERIOD_TEST')/"
      }
    },
    "shiftClassificationNav": {
      "__deferred": {
        "uri": "https://<api-server>/odata/v2/WorkSchedule('WS_PERIOD_TEST')/"
      }
    }
  }
}

```

## Related Information

[SAP Business Accelerator Hub: WorkScheduleDayModelAssignmentSegment](#)

## 9.4.16.1.41 WorkScheduleDayModelSegment

A WorkScheduleDayModelSegment used within a WorkScheduleDayModel. Such a segment is used to define the working time as well as the unpaid breaks for a day.

This section lists only the properties and navigation properties that require special business logic, permission, or other additional information. For more information, refer to the API dictionary in [Admin Center](#) [API Center](#) [OData API Data Dictionary](#) or the API metadata using query: `https://<api-server>/odata/v2/<Entity>/$metadata`.

### Code Examples

Example: Get the work schedule day model segments for a work schedule day model

URI: `http://<api-server>/odata/v2/WorkScheduleDayModel('08:00-16:00_15MB_60LB')?&expand=segments&&$format=JSON`

#### Sample Code

```
{
  "d": {
    "__metadata": {
      "uri": "https://<api-server>/odata/v2/WorkScheduleDayModel('08:00-16:00_15MB_60LB')",
      "type": "SFOData.WorkScheduleDayModel"
    },
    "externalCode": "08:00-16:00_15MB_60LB",
    "externalName_ko_KR": null,
    "mdfSystemObjectType": "WorkScheduleDayModel",
    "mdfSystemEffectiveEndDate": "/Date(253402214400000)/",
    "mdfSystemVersionId": null,
    "externalName_de_DE": null,
    "externalName_localized": "08:00 - 16:00 (15 min MB, 60 min LB)",
    "externalName_defaultValue": "08:00 - 16:00 (15 min MB, 60 min LB)",
    "externalName_es_MX": null,
    "lastModifiedDate": "/Date(1464069892000+0000)/",
    "externalName_da_DK": null,
    "hoursAndMinutes": "06:45",
    "timeRecordingVariant": "CLOCK_TIME",
    "mdfSystemTransactionSequence": "1",
    "externalName_fi_FI": null,
    "workingHours": "6.75",
    "mdfSystemRecordId": "3F852D69599F47F19619E5A3E539131A",
    "shiftClassification": null,
    "mdfSystemEntityId": "45571C76E084410EA47AC84183A54B41",
    "description": null,
    "mdfSystemStatus": "A",
    "lastModifiedDateWithTZ": "/Date(1464069892000+0000)/",
    "externalName_zh_TW": null,
    "externalName_en_US": "08:00 - 16:00 (15 min MB, 60 min LB)",
    "externalName_en_SAP_SLS": null,
    "createdDate": "/Date(1442412745000)/",
    "externalName_ja_JP": null,
    "mdfSystemRecordStatus": "N",
    "externalName_pl_PL": null,
    "country": null,
    "createdBy": "admin",
    "externalName_it_IT": null,
    "externalName_en_RTL": null,
  }
}
```

```

"lastModifiedBy": "admin",
"createdDateTime": "/Date(1442405545000+0000)/",
"mdfSystemEffectiveStartDate": "/Date(-2208988800000)/",
"lastModifiedDate": "/Date(1464077092000)/",
"externalName_en_GB": null,
"externalName_es_ES": null,
"externalName_nl_NL": null,
"externalName_zh_CN": null,
"externalName_en_DEBUG": null,
"externalName_fr_FR": null,
"segments": {
  "results": [
    {
      "__metadata": {
        "uri": "https://<api-server>/odata/v2/
WorkScheduleDayModelSegment(WorkScheduleDayModel_externalCode='08:00-16:00_15MB_6
0LB',externalCode='1')",
        "type": "SFOData.WorkScheduleDayModelSegment"
      },
      "externalCode": "1",
      "WorkScheduleDayModel_externalCode": "08:00-16:00_15MB_60LB",
      "mdfSystemObjectType": "WorkScheduleDayModelSegment",
      "mdfSystemEffectiveEndDate": "/Date(253402214400000)/",
      "mdfSystemVersionId": null,
      "lastModifiedDateTime": "/Date(1464069892000+0000)/",
      "endTime": "PT16H",
      "mdfSystemTransactionSequence": "1",
      "startTime": "PT8H",
      "category": "SCHEDULED_WORKING_TIME",
      "duration": "480",
      "mdfSystemRecordId": "6209E4F838C3461C949AF6675AF4D771",
      "createdBy": "admin",
      "mdfSystemEntityId": "EA98C5EF73714B1188385F376468693F",
      "createdDateTime": "/Date(1442405545000+0000)/",
      "lastModifiedBy": "admin",
      "mdfSystemStatus": "A",
      "mdfSystemEffectiveStartDate": "/Date(-2208988800000)/",
      "lastModifiedDate": "/Date(1464077092000)/",
      "lastModifiedDateWithTZ": "/Date(1464069892000+0000)/",
      "createdDate": "/Date(1442412745000)/",
      "mdfSystemRecordStatus": "N",
      "mdfSystemRecordStatusNav": {
        "__deferred": {
          "uri": "https://<api-server>/odata/v2/
WorkScheduleDayModelSegment(WorkScheduleDayModel_externalCode='08:00-16:00_15MB_6
0LB',externalCode='1')/mdfSystemRecordStatusNav"
        }
      },
      "categoryNav": {
        "__deferred": {
          "uri": "https://<api-server>/odata/v2/
WorkScheduleDayModelSegment(WorkScheduleDayModel_externalCode='08:00-16:00_15MB_6
0LB',externalCode='1')/categoryNav"
        }
      },
      "mdfSystemStatusNav": {
        "__deferred": {
          "uri": "https://<api-server>/odata/v2/
WorkScheduleDayModelSegment(WorkScheduleDayModel_externalCode='08:00-16:00_15MB_6
0LB',externalCode='1')/mdfSystemStatusNav"
        }
      }
    }
  ],
  {
    "__metadata": {
      "uri": "https://<api-server>/odata/v2/
WorkScheduleDayModelSegment(WorkScheduleDayModel_externalCode='08:00-16:00_15MB_6
0LB',externalCode='2')",

```

```

    "type": "SFOData.WorkScheduleDayModelSegment"
  },
  "externalCode": "2",
  "WorkScheduleDayModel_externalCode": "08:00-16:00_15MB_60LB",
  "mdfSystemObjectType": "WorkScheduleDayModelSegment",
  "mdfSystemEffectiveEndDate": "/Date(253402214400000)/",
  "mdfSystemVersionId": null,
  "lastModifiedDate": "/Date(1464069892000+0000)/",
  "endTime": "PT9H15M",
  "mdfSystemTransactionSequence": "1",
  "startTime": "PT9H",
  "category": "SCHEDULED_UNPAID_BREAK",
  "duration": "15",
  "mdfSystemRecordId": "7BC3ACCC35764B5280A62ABC4B1E732E",
  "createdBy": "admin",
  "mdfSystemEntityId": "D4EF84F8BDC7459AA94E16C491399ADE",
  "createdDateTime": "/Date(1442405545000+0000)/",
  "lastModifiedBy": "admin",
  "mdfSystemStatus": "A",
  "mdfSystemEffectiveStartDate": "/Date(-2208988800000)/",
  "lastModifiedDate": "/Date(1464077092000)/",
  "lastModifiedDateWithTZ": "/Date(1464069892000+0000)/",
  "createdDate": "/Date(1442412745000)/",
  "mdfSystemRecordStatus": "N",
  "mdfSystemRecordStatusNav": {
    "__deferred": {
      "uri": "https://<api-server>/odata/v2/
WorkScheduleDayModelSegment(WorkScheduleDayModel_externalCode='08:00-16:00_15MB_60LB',externalCode='2')/mdfSystemRecordStatusNav"
    }
  },
  "categoryNav": {
    "__deferred": {
      "uri": "https://<api-server>/odata/v2/
WorkScheduleDayModelSegment(WorkScheduleDayModel_externalCode='08:00-16:00_15MB_60LB',externalCode='2')/categoryNav"
    }
  },
  "mdfSystemStatusNav": {
    "__deferred": {
      "uri": "https://<api-server>/odata/v2/
WorkScheduleDayModelSegment(WorkScheduleDayModel_externalCode='08:00-16:00_15MB_60LB',externalCode='2')/mdfSystemStatusNav"
    }
  }
},
{
  "__metadata": {
    "uri": "https://<api-server>/odata/v2/
WorkScheduleDayModelSegment(WorkScheduleDayModel_externalCode='08:00-16:00_15MB_60LB',externalCode='3')",
    "type": "SFOData.WorkScheduleDayModelSegment"
  },
  "externalCode": "3",
  "WorkScheduleDayModel_externalCode": "08:00-16:00_15MB_60LB",
  "mdfSystemObjectType": "WorkScheduleDayModelSegment",
  "mdfSystemEffectiveEndDate": "/Date(253402214400000)/",
  "mdfSystemVersionId": null,
  "lastModifiedDate": "/Date(1464069892000+0000)/",
  "endTime": "PT13H",
  "mdfSystemTransactionSequence": "1",
  "startTime": "PT12H",
  "category": "SCHEDULED_UNPAID_BREAK",
  "duration": "60",
  "mdfSystemRecordId": "AC610A4B44754855B15F60873BE2C3EE",
  "createdBy": "admin",
  "mdfSystemEntityId": "90EA084FAE614D3592B6B6EC6509641E",
  "createdDateTime": "/Date(1442405545000+0000)/",

```

```

    "lastModifiedBy": "admin",
    "mdfSystemStatus": "A",
    "mdfSystemEffectiveStartDate": "/Date(-2208988800000)/",
    "lastModifiedDate": "/Date(1464077092000)/",
    "lastModifiedDateWithTZ": "/Date(1464069892000+0000)/",
    "createdDate": "/Date(1442412745000)/",
    "mdfSystemRecordStatus": "N",
    "mdfSystemRecordStatusNav": {
      "__deferred": {
        "uri": "https://<api-server>/odata/v2/
WorkScheduleDayModelSegment(WorkScheduleDayModel_externalCode='08:00-16:00_15MB_6
0LB',externalCode='3')/mdfSystemRecordStatusNav"
      }
    },
    "categoryNav": {
      "__deferred": {
        "uri": "https://<api-server>/odata/v2/
WorkScheduleDayModelSegment(WorkScheduleDayModel_externalCode='08:00-16:00_15MB_6
0LB',externalCode='3')/categoryNav"
      }
    },
    "mdfSystemStatusNav": {
      "__deferred": {
        "uri": "https://<api-server>/odata/v2/
WorkScheduleDayModelSegment(WorkScheduleDayModel_externalCode='08:00-16:00_15MB_6
0LB',externalCode='3')/mdfSystemStatusNav"
      }
    }
  }
],
"countryNav": {
  "__deferred": {
    "uri": "https://<api-server>/odata/v2/
WorkScheduleDayModel('08:00-16:00_15MB_60LB')/countryNav"
  }
},
"externalNameTranslationTextNav": {
  "__deferred": {
    "uri": "https://<api-server>/odata/v2/
WorkScheduleDayModel('08:00-16:00_15MB_60LB')/externalNameTranslationTextNav"
  }
},
"mdfSystemRecordStatusNav": {
  "__deferred": {
    "uri": "https://<api-server>/odata/v2/
WorkScheduleDayModel('08:00-16:00_15MB_60LB')/mdfSystemRecordStatusNav"
  }
},
"timeRecordingVariantNav": {
  "__deferred": {
    "uri": "https://<api-server>/odata/v2/
WorkScheduleDayModel('08:00-16:00_15MB_60LB')/timeRecordingVariantNav"
  }
},
"shiftClassificationNav": {
  "__deferred": {
    "uri": "https://<api-server>/odata/v2/
WorkScheduleDayModel('08:00-16:00_15MB_60LB')/shiftClassificationNav"
  }
},
"mdfSystemStatusNav": {
  "__deferred": {
    "uri": "https://<api-server>/odata/v2/
WorkScheduleDayModel('08:00-16:00_15MB_60LB')/mdfSystemStatusNav"
  }
}
}
}

```

```
}
```

## Related Information

[SAP Business Accelerator Hub: WorkScheduleDayModelSegment](#)

### 9.4.16.1.42 WorkScheduleDayModelVariantAssignment

This entity used within a Work Schedule Day Model to configure a holiday as partial working day with fine-grained control to define working hours (absolute or proportional) and working timings (break).

## Supported Operations

Query

## Properties

Here you can see the required fields and business keys for this entity. Check the OData API dictionary in your instance to see the complete list of properties, and check your metadata for navigations and associations.

Property	Business Key	Required Field	Description
externalCode	Yes	Yes	External code for the Work Schedule Day Model Variant Identifier
variantIdentifier	No	Yes	Work Schedule Day Model Variant Identifier to associate with a Work Schedule Day Model Variant. This identifier is used in Holiday Planned Working Time Determination to define the Work Schedule Day Model Variant to be used on a specific holiday.

Property	Business Key	Required Field	Description
variantDayModel	No	Yes	Work Schedule Day Model Variant to associate with the identifier which will be used with specific holidays when defining Holiday Planned Working Time Determination.

## Use Case: Get The Work Schedule Day Model Variant Assignment

### Request

Operation	Query
HTTP Method	GET
URI	<pre>https://&lt;api-server&gt;/odata/v2/ WorkScheduleDayModelVariantAssignment(WorkScheduleDayModel_ externalCode='co_dayModelDUR_08_00',externalCode='A')", "type": "SFOData.WorkScheduleDayModelVariantAssignment"</pre>

### Response

```
{
  "d": {
    "__metadata": {
      "uri": "https://<api-server>/odata/v2/
WorkScheduleDayModel('co_dayModelDUR_08_00')",
      "type": "SFOData.WorkScheduleDayModel"
    },
    "externalCode": "co_dayModelDUR_08_00",
    "country": null,
    "lastModifiedDateTime": "/Date(1675717144000+0000)/",
    "entityUUID": "18CABA6B38524B2397C4A8F0DE397DA1",
    "createdDate": "/Date(1673625789000+0000)/",
    "externalName_fr_CA": null,
    "externalName_zh_TW": null,
    "shiftClassification": "EARLY",
    "workingHours": "8",
    "externalName_pt_PT": null,
    "externalName_en_RTL": null,
    "roundingBasedOnWorkScheduleInformation": null,
    "externalName_zh_CN": null,
    "externalName_localized": "co_dayModelDUR_08_00 name",
    "mdfSystemRecordStatus": "N",
    "externalName_uk_UA": null,
    "externalName_en_GB": null,
    "externalName_nl_NL": null,
    "crossMidnightAllowed": false,
    "description": null,
    "externalName_defaultValue": "co_dayModelDUR_08_00 name",
    "externalName_es_MX": null,
    "hoursAndMinutes": "08:00",
    "externalName_ar_SA": null,
    "externalName_es_ES": null,
  }
}
```



```

"mdfSystemStatus": "A",
"externalName_pt_BR": null,
"timeRecordingVariant": "DURATION",
"externalName_en_SAP_SLS": null,
"externalName_ru_RU": null,
"externalName_it_IT": null,
"lastModifiedBy": "admin3",
"externalName_th_TH": null,
"externalName_de_DE": null,
"externalName_ko_KR": null,
"createdBy": "admin3",
"variantUsage": "NO_VARIANT_USAGE",
"externalName_en_US": "co_dayModelDUR_08_00 name",
"nonWorkingDay": false,
"externalName_en_DEBUG": null,
"createdByNav": {
  "__deferred": {
    "uri": "https://<api-server>/odata/v2/
WorkScheduleDayModel('co_dayModelDUR_08_00')/createdByNav"
  }
},
"externalNameTranslationTextNav": {
  "__deferred": {
    "uri": "https://<api-server>/odata/v2/
WorkScheduleDayModel('co_dayModelDUR_08_00')/externalNameTranslationTextNav"
  }
},
"variants": {
  "results": [
    {
      "__metadata": {
        "uri": "https://<api-server>/odata/v2/
WorkScheduleDayModelVariantAssignment(WorkScheduleDayModel_externalCode='co_dayModel
DUR_08_00',externalCode='A')",
        "type": "SFOData.WorkScheduleDayModelVariantAssignment"
      },
      "externalCode": "A",
      "WorkScheduleDayModel_externalCode": "co_dayModelDUR_08_00",
      "variantDayModel": "co_dur_variant_06hr20",
      "lastModifiedDateTime": "/Date(1673625789000+0000)/",
      "entityUUID": "72BE30B46DAE41AD818C23ACEB6106D3",
      "lastModifiedBy": "admin3",
      "createdDateTime": "/Date(1673625789000+0000)/",
      "mdfSystemRecordStatus": "N",
      "createdBy": "admin3",
      "variantIdentifier": "co_variantIdentifierA",
      "createdByNav": {
        "__deferred": {
          "uri": "https://<api-server>/odata/v2/
WorkScheduleDayModelVariantAssignment(WorkScheduleDayModel_externalCode='co_dayModel
DUR_08_00',externalCode='A')/createdByNav"
        }
      },
      "variantDayModelNav": {
        "__deferred": {
          "uri": "https://<api-server>/odata/v2/
WorkScheduleDayModelVariantAssignment(WorkScheduleDayModel_externalCode='co_dayModel
DUR_08_00',externalCode='A')/variantDayModelNav"
        }
      },
      "lastModifiedByNav": {
        "__deferred": {
          "uri": "https://<api-server>/odata/v2/
WorkScheduleDayModelVariantAssignment(WorkScheduleDayModel_externalCode='co_dayModel
DUR_08_00',externalCode='A')/lastModifiedByNav"
        }
      },
      "mdfSystemRecordStatusNav": {

```



```
}  
  }  
}
```

### 9.4.16.1.43 WorkScheduleDayModelVariantIdentifier

This entity allows you to further specify the planned working time on a partial holiday. The Day Model Variant to be used on the partial holiday is based on this identifier. The Work Schedule Day Model Identifier is the link between Holiday Planned Working Time Specification and Day Model Variant.

#### Supported Operations

Query

#### Properties and Navigation Properties

This section lists only the properties and navigation properties that require special business logic, permission, or other additional information. For more information, refer to the API dictionary in [Admin Center](#) [API Center](#) [OData API Data Dictionary](#) or the API metadata using query: `https://<api-server>/odata/v2/<Entity>/$metadata`.

#### Properties

Property	Business Key	Required Field	Description
externalCode	Yes	Yes	External Code for the Work Schedule Day Model Variant Identifier.
externalName	No	No	Meaningful name for the Work Schedule Day Model Variant Identifier.
description	No	No	Contains more details about this Work Schedule Day Model Variant Identifier.

#### Use Case: Planned Working Time On Holiday

Plan working time for a holiday.

## Request

Operation	Query
HTTP Method	GET
URI	<code>https://&lt;api-server&gt;/odata/v2/ WorkScheduleDayModel('co_dayModelDUR_08_00')? \$expand=variants,variants/variantIdentifierNav&amp;\$format=JSON</code>

## Response

```
{
  "d": {
    "__metadata": {
      "uri": "http://<api-server>/odata/v2/  
WorkScheduleDayModel('co_dayModelDUR_08_00')",
      "type": "SFOData.WorkScheduleDayModel"
    },
    "externalCode": "co_dayModelDUR_08_00",
    "country": null,
    "lastModifiedDate": "/Date(1675717144000+0000)/",
    "entityUUID": "18CABA6B38524B2397C4A8F0DE397DA1",
    "createdDateTime": "/Date(1673625789000+0000)/",
    "externalName_fr_CA": null,
    "externalName_zh_TW": null,
    "shiftClassification": "EARLY",
    "workingHours": "8",
    "externalName_pt_PT": null,
    "externalName_en_RTL": null,
    "roundingBasedOnWorkScheduleInformation": null,
    "externalName_zh_CN": null,
    "externalName_localized": "co_dayModelDUR_08_00 name",
    "mdfSystemRecordStatus": "N",
    "externalName_uk_UA": null,
    "externalName_en_GB": null,
    "externalName_nl_NL": null,
    "crossMidnightAllowed": false,
    "description": null,
    "externalName_defaultValue": "co_dayModelDUR_08_00 name",
    "externalName_es_MX": null,
    "hoursAndMinutes": "08:00",
    "externalName_ar_SA": null,
    "externalName_es_ES": null,
    "mdfSystemStatus": "A",
    "externalName_pt_BR": null,
    "timeRecordingVariant": "DURATION",
    "externalName_en_SAP_SLS": null,
    "externalName_ru_RU": null,
    "externalName_it_IT": null,
    "lastModifiedBy": "admin3",
    "externalName_th_TH": null,
    "externalName_de_DE": null,
    "externalName_ko_KR": null,
    "createdBy": "admin3",
    "variantUsage": "NO_VARIANT_USAGE",
    "externalName_en_US": "co_dayModelDUR_08_00 name",
    "nonWorkingDay": false,
    "externalName_en_DEBUG": null,
    "createdByNav": {
      "__deferred": {
        "uri": "http://<api-server>/odata/v2/  
WorkScheduleDayModel('co_dayModelDUR_08_00')/createdByNav"
      }
    }
  },
}
```

```

    "externalNameTranslationTextNav": {
      "__deferred": {
        "uri": "http://<api-server>/odata/v2/
WorkScheduleDayModel('co_dayModelDUR_08_00')/externalNameTranslationTextNav"
      }
    },
    "variants": {
      "results": [
        {
          "__metadata": {
            "uri": "http://<api-server>/odata/v2/
WorkScheduleDayModelVariantAssignment(WorkScheduleDayModel_externalCode='co_dayModel
DUR_08_00',externalCode='A')",
            "type": "SFOData.WorkScheduleDayModelVariantAssignment"
          },
          "externalCode": "A",
          "WorkScheduleDayModel_externalCode": "co_dayModelDUR_08_00",
          "variantDayModel": "co_dur_variant_06hr20",
          "lastModifiedDateTime": "/Date(1673625789000+0000)/",
          "entityUUID": "72BE30B46DAE41AD818C23ACEB6106D3",
          "lastModifiedBy": "admin3",
          "createdDateTime": "/Date(1673625789000+0000)/",
          "mdfSystemRecordStatus": "N",
          "createdBy": "admin3",
          "variantIdentifier": "co_variantIdentifierA",
          "createdByNav": {
            "__deferred": {
              "uri": "http://<api-server>/odata/v2/
WorkScheduleDayModelVariantAssignment(WorkScheduleDayModel_externalCode='co_dayModel
DUR_08_00',externalCode='A')/createdByNav"
            }
          },
          "variantDayModelNav": {
            "__deferred": {
              "uri": "http://<api-server>/odata/v2/
WorkScheduleDayModelVariantAssignment(WorkScheduleDayModel_externalCode='co_dayModel
DUR_08_00',externalCode='A')/variantDayModelNav"
            }
          },
          "lastModifiedByNav": {
            "__deferred": {
              "uri": "http://<api-server>/odata/v2/
WorkScheduleDayModelVariantAssignment(WorkScheduleDayModel_externalCode='co_dayModel
DUR_08_00',externalCode='A')/lastModifiedByNav"
            }
          },
          "mdfSystemRecordStatusNav": {
            "__deferred": {
              "uri": "http://<api-server>/odata/v2/
WorkScheduleDayModelVariantAssignment(WorkScheduleDayModel_externalCode='co_dayModel
DUR_08_00',externalCode='A')/mdfSystemRecordStatusNav"
            }
          },
          "variantIdentifierNav": {
            "__metadata": {
              "uri": "http://<api-server>/odata/v2/
WorkScheduleDayModelVariantIdentifier('co_variantIdentifierA')",
              "type": "SFOData.WorkScheduleDayModelVariantIdentifier"
            },
            "externalCode": "co_variantIdentifierA",
            "externalName_nl_NL": null,
            "lastModifiedDateTime": "/Date(1673625523000+0000)/",
            "entityUUID": "433EE1C877F74EA29B991E8A964FEDD3",
            "createdDateTime": "/Date(1673625368000+0000)/",
            "description": "this is co_variantIdentifierA, sonst
nichts",
            "externalName_defaultValue": "co_variantIdentifierA name",
            "externalName_es_MX": null,

```



```

    }
  },
  "timeRecordingVariantNav": {
    "__deferred": {
      "uri": "http://<api-server>/odata/v2/
WorkScheduleDayModel('co_dayModelDUR_08_00')/timeRecordingVariantNav"
    }
  },
  "variantUsageNav": {
    "__deferred": {
      "uri": "http://<api-server>/odata/v2/
WorkScheduleDayModel('co_dayModelDUR_08_00')/variantUsageNav"
    }
  },
  "segments": {
    "__deferred": {
      "uri": "http://<api-server>/odata/v2/
WorkScheduleDayModel('co_dayModelDUR_08_00')/segments"
    }
  },
  "lastModifiedByNav": {
    "__deferred": {
      "uri": "http://<api-server>/odata/v2/
WorkScheduleDayModel('co_dayModelDUR_08_00')/lastModifiedByNav"
    }
  },
  "mdfSystemRecordStatusNav": {
    "__deferred": {
      "uri": "http://<api-server>/odata/v2/
WorkScheduleDayModel('co_dayModelDUR_08_00')/mdfSystemRecordStatusNav"
    }
  },
  "countryNav": {
    "__deferred": {
      "uri": "http://<api-server>/odata/v2/
WorkScheduleDayModel('co_dayModelDUR_08_00')/countryNav"
    }
  },
  "wfRequestNav": {
    "__deferred": {
      "uri": "http://<api-server>/odata/v2/
WorkScheduleDayModel('co_dayModelDUR_08_00')/wfRequestNav"
    }
  }
}
}
}

```

## 9.4.16.2 Time Recording

In this section, you'll find the APIs available for time recording functionalities. Employees can record their attendances, overtime, on-call times, and allowances.

Before using any of the time recording entities described here, you need to activate them.

In addition, you need to have permission to use the individual objects in question.

## 9.4.16.2.1 ExternalTimeData

The External Time Data object contains recorded time data from an external system so that it can be included in the Employee Central Payroll Time Sheet.

The entity must be used every time a customer wants to import external time data into the Employee Central system.

This section lists only the properties and navigation properties that require special business logic, permission, or other additional information. For more information, refer to the API dictionary in [Admin Center](#) [API Center](#) [OData API Data Dictionary](#) or the API metadata using query: `https://<api-server>/odata/v2/<Entity>/$metadata`.

### Use Cases

Let's look at some use cases.

#### Upsert Duration User

This upserts external data for a user who records time on a Duration basis.

Operation	Upsert
HTTP method	Post
URI	<code>http://&lt;api-server&gt;/odata/v2/upsert</code>
<Payload>	<div data-bbox="818 1205 1425 1625"><p>↔ Sample Code</p><pre>{   "__metadata": {     "uri": "ExternalTimeData('test1')"   },   "externalCode": "test1",   "startDate": "\/ Date(151121880000)\/",   "userId": "ashirly1",   "hours": "8.5",   "timeType": "HGB_WORK1" }</pre></div>
Form Encoding	Application/json

#### Note

No response is required here because for upserts just return a status 200 OK with a response body indicating all upsert results.

#### Upsert Clock Time User



This upserts external data for a user who records time on a Clock Time basis.

Operation	Upsert
HTTP method	Post
URI	http://<api-server>/odata/v2/upsert
<Payload>	<div data-bbox="836 472 1425 919"><h3>Sample Code</h3><pre>{  "__metadata": {    "uri": "ExternalTimeData('test1')"  },  "externalCode": "test1",  "startDate": "\/Date(1511218800000)\/",  "userId": "ashirly1",  "startTime": "PT13H20M",  "endTime": "PT13H50M",  "timeType": "HGB_WORK1"}</pre></div>
Form Encoding	Application/json

#### Note

No response is required here because for upserts just return a status 200 OK with a response body indicating all upsert results.

### Query to read External Time Data

Operation	Query
HTTP method	Get
URI	http://<api-server>/odata/v2/ExternalTimeData('test10001')
Form Encoding	Application/json

#### Sample Response

#### Sample Code

```
<?xml version="1.0" encoding="utf-8"?>
<entry xmlns="http://www.w3.org/2005/Atom" xmlns:m="http://schemas.microsoft.com/ado/2007/08/dataservices/metadata" xmlns:d="http://schemas.microsoft.com/ado/2007/08/dataservices" xml:base="https://<api-server>/odata/v2/restricted/">
  <id>https://<api-server>/odata/v2/restricted/ExternalTimeData('test10001')</id>
  <title type="text"></title>
  <updated>2018-05-24T12:48:28Z</updated>
  <author>
```

```

    <name></name>
  </author>
  <link rel="edit" title="ExternalTimeData"
href="ExternalTimeData('test10001')"></link>
  <link rel="http://schemas.microsoft.com/ado/2007/08/dataservices/related/
userIdNav" type="application/atom+xml;type=entry" title="userIdNav"
href="ExternalTimeData('test10001')/userIdNav"></link>
  <link rel="http://schemas.microsoft.com/ado/2007/08/dataservices/related/
statusNav" type="application/atom+xml;type=entry" title="statusNav"
href="ExternalTimeData('test10001')/statusNav"></link>
  <link rel="http://schemas.microsoft.com/ado/2007/08/dataservices/related/
wfRequestNav" type="application/atom+xml;type=feed" title="wfRequestNav"
href="ExternalTimeData('test10001')/wfRequestNav"></link>
  <link rel="http://schemas.microsoft.com/ado/2007/08/dataservices/
related/mdfSystemRecordStatusNav" type="application/atom+xml;type=entry"
title="mdfSystemRecordStatusNav" href="ExternalTimeData('test10001')/
mdfSystemRecordStatusNav"></link>
  <category term="SFOData.ExternalTimeData" scheme="http://
schemas.microsoft.com/ado/2007/08/dataservices/scheme"></category>
  <content type="application/xml">
    <m:properties>
      <d:externalCode>test10001</d:externalCode>
      <d:hours m:null="true"></d:hours>
      <d:lastModifiedDateTime
m:type="Edm.DateTimeOffset">2018-05-24T12:38:38Z</d:lastModifiedDateTime>
      <d:endDate m:null="true"></d:endDate>
      <d:lastModifiedBy>admin</d:lastModifiedBy>
      <d:createdDateTime m:type="Edm.DateTimeOffset">2018-05-24T12:38:38Z</
d:createdDateTime>
      <d:timeType m:null="true"></d:timeType>
      <d:mdfSystemRecordStatus>N</d:mdfSystemRecordStatus>
      <d:userId>croller</d:userId>
      <d:createdBy>admin</d:createdBy>
      <d:deleteExternalTime m:type="Edm.Boolean">>false</
d:deleteExternalTime>
      <d:startTime m:type="Edm.Time">PT16H</d:startTime>
      <d:endTime m:type="Edm.Time">PT17H</d:endTime>
      <d:startDate m:type="Edm.DateTime">2018-05-22T00:00:00</d:startDate>
      <d:status>NEW</d:status>
    </m:properties>
  </content>
</entry>

```

### Query to Delete External Data

Operation	Delete
HTTP Method	Delete
URI	http://<api-server>/odata/v2/ ExternalTimeData('test10001')
Form Encoding	Application/json

### Query to Insert External Data

Operation	Insert
HTTP Method	Post

URI	http://<api-server>/odata/v2/ ExternalTimeData
Form Encoding	Application/json

<Payloads>

#### Sample Code

```
{
  "__metadata": {
    "uri":
      "ExternalTimeData('test10001')"
  },
  "externalCode": "test10001",
  "startDate": "/"
Date(1526976229000)/",
  "startTime": "PT16H00M",
  "endTime": "PT17H00M",
  "userIdNav" : {
    "__deferred": {
      "uri": "https://<api-server>/
odata/v2/restricted/User('croller') "
    }
  }
}
```

### Sample Response

#### Sample Code

```
<?xml version="1.0" encoding="utf-8"?>
<entry xmlns="http://www.w3.org/2005/Atom" xmlns:m="http://
schemas.microsoft.com/ado/2007/08/dataservices/metadata" xmlns:d="http://
schemas.microsoft.com/ado/2007/08/dataservices" xml:base="https://<api-server>/
odata/v2/restricted/">
  <id>https://<api-server>/odata/v2/restricted/
ExternalTimeData('test10001')</id>
  <title type="text"></title>
  <updated>2018-05-29T12:06:37Z</updated>
  <author>
    <name></name>
  </author>
  <link rel="edit" title="ExternalTimeData"
href="ExternalTimeData('test10001')"></link>
  <link rel="http://schemas.microsoft.com/ado/2007/08/dataservices/related/
userIdNav" type="application/atom+xml;type=entry" title="userIdNav"
href="ExternalTimeData('test10001')/userIdNav"></link>
  <category term="SFOData.ExternalTimeData" scheme="http://
schemas.microsoft.com/ado/2007/08/dataservices/scheme"></category>
  <content type="application/xml">
    <m:properties>
      <d:startDate m:type="Edm.DateTime">2018-05-22T08:03:49</d:startDate>
      <d:startTime m:type="Edm.Time">PT16H</d:startTime>
      <d:endTime m:type="Edm.Time">PT17H</d:endTime>
      <d:externalCode>test10001</d:externalCode>
    </m:properties>
  </content>
</entry>
```

## Related Information

[SAP Business Accelerator Hub: ExternalTimeData](#)

### 9.4.16.2.2 ExternalTimeRecord

The entity represents a time record created outside of the Employee Central system.

#### Business Context

The *ExternalTimeRecord* OData API is used to import employee time records recorded in an external system into the Employee Central system. After import, the employee time records are converted into time sheet entries. These time records are later valuated within the Payroll Time Sheet and transferred to Employee Central Payroll.

This OData API performs mass replication of time records from an external time recording system into Employee Central. It is possible to use the \$BATCH directive, which we assume is the standard method to use this API.

#### Use Case: Creation of an external time record with external time segments

This is a sample use case for the *ExternalTimeRecord* OData API - the creation of an external time record with external time segments. This involves uploading an external time record containing time segments into the time sheet database in the SAP SuccessFactors system.

This use case provides an example of the following:

- Sending a POST request containing a JSON representation of both *External Time Record* and *External Time Segment* MDF entities
- The response to the POST request

OData API *ExternalTimeRecord* - creation of an external time record with external time segments.

Request Information

Operation	POST
URI	<code>http://&lt;api-server&gt;/odata/v2/upsert</code>
Headers	Authorization: Basic <Base 64 encoded ("user@company:password")> Content-Type: application/json charset: utf-8

Payload

### Sample Code

```
{
  "__metadata": {
    "uri": "
ExternalTimeRecord('test1')"
  },
  "externalCode": "test1",
  "date": "\/Date(1453104229000)\/",
  "userId": "cgrant1",
  "externalTimeSegments": [
    {
      "externalCode": "",
      "hours": 4.0
    },
    {
      "externalCode": "",
      "hours": 4.0
    },
    {
      "externalCode": "",
      "hours": 1.0
    }
  ]
}
```

## Related Information

[SAP Business Accelerator Hub: ExternalTimeRecord](#)

### 9.4.16.2.3 TimeCollector

Time collectors are configurable multi-purpose counters that are processed in time valuation.

During time valuation, time collectors can be created, augmented, or reset (to zero) as the result of time valuation operations ('collector update'). The frequency at which a collector is reset is configurable. Time collectors either contain a number of accumulated minutes ('direct counting') or the number of accumulated threshold events: the collector is increased by 1 if the threshold is surpassed or not ('event counting').

Time collectors are either transient during time valuation or they are written to the database for consumption by follow-up processes.

This section lists only the properties and navigation properties that require special business logic, permission, or other additional information. For more information, refer to the API dictionary in [Admin Center](#) [API Center](#) [OData API Data Dictionary](#) or the API metadata using query: `https://<api-server>/odata/v2/<Entity>/$metadata`.

## Code Examples

Retrieve all time collectors for user mhoff:

URI: `http://<api-server>/odata/v2/TimeCollector?$filter=userId eq 'mhoff1'&$format=JSON`

### Sample Code

```
Method: GET
Response:
{
  "d": {
    "results": [
      {
        "__metadata": {
          "uri":
https://<api-server>/odata/v2/
TimeCollector('891f04a35f4b41889a2b3644202000a5'),
          "type": "SFOData.TimeCollector"
        },
        "externalCode": "891f04a35f4b41889a2b3644202000a5",
        "startDate": "/Date(1509494400000)/",
        "timeCollectorType": "DAILYCOLL",
        "bookingDate": "/Date(1512000000000)/",
        "endDate": "/Date(1512000000000)/",
        "lastModifiedDate": "/Date(1519200242000+0000)/",
        "collectorValue": "1",
        "createdBy": "v4admin",
        "userId": "mhoff1",
        "createdDateTime": "/Date(1519200242000+0000)/",
        "lastModifiedBy": "v4admin",
        "changeValue": "0",
        "mdfSystemRecordStatus": "N",
        "wfRequestNav": {
          "__deferred": {
            "uri": "https:// <api-server>/odata/v2/
TimeCollector('891f04a35f4b41889a2b3644202000a5')/wfRequestNav"
          }
        },
        "mdfSystemRecordStatusNav": {
          "__deferred": {
            "uri": "https:// <api-server>/odata/v2/
TimeCollector('891f04a35f4b41889a2b3644202000a5')/mdfSystemRecordStatusNav"
          }
        },
        "userIdNav": {
          "__deferred": {
            "uri": "https:// <api-server>/odata/v2/
TimeCollector('891f04a35f4b41889a2b3644202000a5')/userIdNav"
          }
        }
      },
      {
        "__metadata": {
          "uri": "https:// <api-server>/odata/v2/
TimeCollector('187203bbaf8f40968765810c2ed52f37')",
          "type": "SFOData.TimeCollector"
        },
        "externalCode": "187203bbaf8f40968765810c2ed52f37",
        "startDate": "/Date(1509494400000)/",
        "timeCollectorType": "DAILYCOLL",
        "bookingDate": "/Date(1511568000000)/",
        "endDate": "/Date(1512000000000)/",
        "lastModifiedDate": "/Date(1511451977000+0000)/",
        "collectorValue": "1",
        "createdBy": "root",
```

```

        "userId": "mhoff1",
        "createdDateTime": "/Date(1511451977000+0000)/",
        "lastModifiedBy": "root",
        "changeValue": "1",
        "mdfSystemRecordStatus": "N",
        "wfRequestNav": {
            "__deferred": {
                "uri": "https:// <api-server>/odata/v2/
TimeCollector('187203bbaf8f40968765810c2ed52f37')/wfRequestNav"
            }
        },
        "mdfSystemRecordStatusNav": {
            "__deferred": {
                "uri": "https:// <api-server>/odata/v2/
TimeCollector('187203bbaf8f40968765810c2ed52f37')/mdfSystemRecordStatusNav"
            }
        },
        "userIdNav": {
            "__deferred": {
                "uri": "https:// <api-server>/odata/v2/
TimeCollector('187203bbaf8f40968765810c2ed52f37')/userIdNav"
            }
        }
    }
}
]
}
}

```

## Related Information

[SAP Business Accelerator Hub: TimeCollector](#)

### 9.4.16.2.4 EmployeeTimeSheet

This entity contains information related to a time sheet of an employee, including the time recording method and the time valuation rules. You use this entity to store header information and cumulated time valuation results referring to one week of an employee's time recording.

## Supported Operations

Query: Retrieves employee time sheet instances.

## Use Case 1: Retrieve a Time Sheet

The following example retrieves the time sheet of user pcount with start date 2020-04-19.

## Request

Operation	Query
HTTP Method	GET
URI	https://<API-server>/odata/v2/EmployeeTimeSheet?\$filter=userId eq 'pcounter' and startDate eq datetime' 2020-04-19T00:00:00'&\$format=JSON

## Response

```
{
  "d": {
    "results": [
      {
        "__metadata": {
          "uri": "https://API-server/odata/v2/EmployeeTimeSheet('aae311f887da443590ea1746dbd48c7f')",
          "type": "SFOData.EmployeeTimeSheet"
        },
        "externalCode": "aae311f887da443590ea1746dbd48c7f",
        "lastModifiedDate": "/Date(1594041657000+0000)/",
        "endDate": "/Date(1587772800000)/",
        "createdDateTime": "/Date(1594041657000+0000)/",
        "plannedHoursAndMinutes": "40:00",
        "workingTimeAccount": null,
        "period": "04/19/2020 - 04/25/2020",
        "recordedWorkingTime": "0",
        "replacedBy": null,
        "externalTimesExist": "NO",
        "timeRecordingMethod": "POSITIVE",
        "mdfSystemRecordStatus": "N",
        "workflowAction": "ACTION_SAVE",
        "absencesExist": "NO",
        "fullWorkscheduleCovered": "NO",
        "plannedWorkingTime": "2400",
        "timeSheetHash":
"29f16a1faa39c6baeeb4d4838df6e1d5d3492776f41e6f7c7ca22afb17416eb4",
        "manualEntriesExist": "NO",
        "startDate": "/Date(1587254400000)/",
        "approvalStatus": "PENDING",
        "singleRecordApprovalMissing": null,
        "editable": null,
        "replaces": null,
        "lastModifiedBy": "v4admin",
        "workflowRequestId": null,
        "userId": "pcounter",
        "generatedEntriesExist": "NO",
        "workingTimeAccountHoursAndMinutes": "",
        "recordedHoursAndMinutes": "0:00",
        "createdBy": "v4admin",
        "comment": null,
        "userIdNav": {
          "__deferred": {
            "uri": "https://API-server/odata/v2/EmployeeTimeSheet('aae311f887da443590ea1746dbd48c7f')/userIdNav"
          }
        },
        "createdByNav": {
          "__deferred": {
            "uri": "https://API-server/odata/v2/EmployeeTimeSheet('aae311f887da443590ea1746dbd48c7f')/createdByNav"
          }
        }
      }
    ]
  }
}
```



```

        "employeeTimeSheetEntry": {
            "__deferred": {
                "uri": "https://API-server/odata/v2/
EmployeeTimeSheet('aae311f887da443590ea1746dbd48c7f')/employeeTimeSheetEntry"
            }
        },
        "approvalStatusNav": {
            "__deferred": {
                "uri": "https://API-server/odata/v2/
EmployeeTimeSheet('aae311f887da443590ea1746dbd48c7f')/approvalStatusNav"
            }
        },
        "employeeTimeValuationResult": {
            "__deferred": {
                "uri": "https://API-server/odata/v2/
EmployeeTimeSheet('aae311f887da443590ea1746dbd48c7f')/employeeTimeValuationResult"
            }
        },
        "fullWorkscheduleCoveredNav": {
            "__deferred": {
                "uri": "https://API-server/odata/v2/
EmployeeTimeSheet('aae311f887da443590ea1746dbd48c7f')/fullWorkscheduleCoveredNav"
            }
        },
        "generatedEntriesExistNav": {
            "__deferred": {
                "uri": "https://API-server/odata/v2/
EmployeeTimeSheet('aae311f887da443590ea1746dbd48c7f')/generatedEntriesExistNav"
            }
        },
        "replacedByNav": {
            "__deferred": {
                "uri": "https://API-server/odata/v2/
EmployeeTimeSheet('aae311f887da443590ea1746dbd48c7f')/replacedByNav"
            }
        },
        "singleRecordApprovalMissingNav": {
            "__deferred": {
                "uri":
                "https://API-server/odata/v2/EmployeeTimeSheet('aae311f887da443590ea1746dbd48c7f')/
singleRecordApprovalMissingNav"
            }
        },
        "externalTimesExistNav": {
            "__deferred": {
                "uri": "https://API-server/odata/v2/
EmployeeTimeSheet('aae311f887da443590ea1746dbd48c7f')/externalTimesExistNav"
            }
        },
        "manualEntriesExistNav": {
            "__deferred": {
                "uri": "https://API-server/odata/v2/
EmployeeTimeSheet('aae311f887da443590ea1746dbd48c7f')/manualEntriesExistNav"
            }
        },
        "absencesExistNav": {
            "__deferred": {
                "uri": "https://API-server/odata/v2/
EmployeeTimeSheet('aae311f887da443590ea1746dbd48c7f')/absencesExistNav"
            }
        },
        "replacesNav": {
            "__deferred": {
                "uri": "https://API-server/odata/v2/
EmployeeTimeSheet('aae311f887da443590ea1746dbd48c7f')/replacesNav"
            }
        },
        "lastModifiedByNav": {

```



## Request

Operation	Query
HTTP Method	GET
URI	https://<API-server>/odata/v2/EmployeeTimeValuationResult?\$filter=bookingDate eq datetime'2020-04-20T00:00:00' and approvalStatus eq 'APPROVED'&\$format=JSON

## Response

```
{
  "d": {
    "results": [
      {
        "__metadata": {
          "uri": "https://API-server/odata/v2/EmployeeTimeValuationResult(EmployeeTimeSheet_externalCode='bbaaa857cd2e47ad95c0f79b5d40bea8',externalCode='167a9e93b7d94e77a91ffae6ccd26365')",
          "type": "SFOData.EmployeeTimeValuationResult"
        },
        "externaAPI-server1Code": "167a9e93b7d94e77a91ffae6ccd26365",
        "EmployeeTimeSheet_externalCode": "bbaaa857cd2e47ad95c0f79b5d40bea8",
        "lastModifiedDate": "/Date(1587861082000+0000)/",
        "postingTarget": "EC_PAYROLL",
        "createdDateTime": "/Date(1587699939000+0000)/",
        "hoursAndMinutes": "8:00",
        "payTypeExternalName": "Regular Time",
        "allowanceType": null,
        "approvalStatus": "APPROVED",
        "hours": "8",
        "costCenter": null,
        "lastModifiedBy": "v4admin",
        "mdfSystemRecordStatus": "N",
        "payTypeName": "RT-CALCPAY",
        "timeTypeGroup": "RT-CALCPAY",
        "createdBy": "v4admin",
        "bookingDate": "/Date(158734080000)/",
        "postingTargetNav": {
          "__deferred": {
            "uri": "https://API-server/odata/v2/EmployeeTimeValuationResult(EmployeeTimeSheet_externalCode='bbaaa857cd2e47ad95c0f79b5d40bea8',externalCode='167a9e93b7d94e77a91ffae6ccd26365')/postingTargetNav"
          }
        },
        "createdByNav": {
          "__deferred": {
            "uri": "https://API-server/odata/v2/EmployeeTimeValuationResult(EmployeeTimeSheet_externalCode='bbaaa857cd2e47ad95c0f79b5d40bea8',externalCode='167a9e93b7d94e77a91ffae6ccd26365')/createdByNav"
          }
        },
        "costCenterNav": {
          "__deferred": {
            "uri": "https://API-server/odata/v2/EmployeeTimeValuationResult(EmployeeTimeSheet_externalCode='bbaaa857cd2e47ad95c0f79b5d40bea8',externalCode='167a9e93b7d94e77a91ffae6ccd26365')/costCenterNav"
          }
        },
        "lastModifiedByNav": {
          "__deferred": {
            "uri": "https://API-server/odata/v2/EmployeeTimeValuationResult(EmployeeTimeSheet_externalCode='bbaaa857cd2e47ad95c0f79b5d40bea8',externalCode='167a9e93b7d94e77a91ffae6ccd26365')/lastModifiedByNav"
          }
        }
      }
    ]
  }
}
```

```

    },
    "approvalStatusNav": {
      "__deferred": {
        "uri": "https://API-server/odata/v2/
EmployeeTimeValuationResult(EmployeeTimeSheet_externalCode='bbaaa857cd2e47ad95c0f79b
5d40bea8',externalCode='167a9e93b7d94e77a91ffae6ccd26365')/approvalStatusNav"
      }
    },
    "mdfSystemRecordStatusNav": {
      "__deferred": {
        "uri": "https://API-server/odata/v2/
EmployeeTimeValuationResult(EmployeeTimeSheet_externalCode='bbaaa857cd2e47ad95c0f79b
5d40bea8',externalCode='167a9e93b7d94e77a91ffae6ccd26365')/mdfSystemRecordStatusNav"
      }
    }
  }
]
}
}

```

## Related Information

[SAP Business Accelerator Hub: EmployeeTimeValuationResult](#)

## 9.4.16.3 Time Sheet

In this section, you'll find the APIs available for Time Sheet. You can use Time Off to manage absences such as vacation, sick leave, and paid time off.

Before using any of the Time Sheet entities described here, you need to switch on **both** Time Off **and** Time Sheet in the Admin Center. For details of how to do this, take a look at the *Activating Time Management* documentation in the *Implementing Time Management in SAP SuccessFactors* guide.

In addition, you need to have permission to use the individual objects in question. For information on these permissions, take a look at the *Time Sheet Permissions* documentation in the *Implementing Time Management in SAP SuccessFactors* guide.

### 9.4.16.3.1 Allowance

The entity represents an allowance record for an employee.

## Supported Operations

Query

## Properties and Navigation Properties

This section lists only the properties and navigation properties that require special business logic, permission, or other additional information. For more information, refer to the API dictionary in [Admin Center](#) [API Center](#) [OData API Data Dictionary](#) or the API metadata using query: `https://<api-server>/odata/v2/<Entity>/$metadata`.

### Properties

Property	Business Key	Required Field	Description
externalCode	Yes	Yes	External code for the allowance
date		Yes	Date of the recorded allowance. This date is used as booking date in the corresponding time valuation result.
value		No	Value of the allowance in unit Decimal. The unit of the allowance type defines if the value needs to be converted from Decimal to Hours.
allowanceType		Yes	Type of the allowance that defines the unit of the allowance.
costCenter		No	Deviating cost center of the allowance. The standard cost center of the employee can be found in the job information.
externalAllowanceCode		No	After the successful import of the external allowance, this field contains the external code of the external allowance.
correctionScenario		No	If equal to "External System" this allowance can only be edited in the external source system that it is imported from. If it is "Time Sheet and External System" this allowance is editable in the time sheet UI.

## Use Case: Record Allowances

Record allowances, such as meal allowances, that are directly reported to payroll.

### Request

Operation	Query
HTTP Method	GET
URI	<code>https://&lt;api-server&gt;/odata/v2/EmployeeTimeSheet? filter=externalCode eg 'f671af89461948bba0c79d9f8d6df2b9' &amp;\$expand=allowance&amp;\$for mat=JSON</code>

### Response

```
{
  "d": {
    "results": [
      {
        "__metadata": {
          "uri": "http://<'f671af89461948bba0c79d9f8d6df2b9'>$expand=allowance&$format=JSON>/  
odata/v2/EmployeeTimeSheet('f671af89461948bba0c79d9f8d6df2b9')",
          "type": "SFOData.EmployeeTimeSheet"
        },
        "externalCode": "f671af89461948bba0c79d9f8d6df2b9",
        "lastModifiedDate": "/Date(1694103398000+0000)/",
        "endDate": "/Date(1694217600000)/",
        "entityUUID": "08F373F6F8D142A4BF1DD5E33DDC7C2B",
        "createdDateTime": "/Date(1694102744000+0000)/",
        "plannedHoursAndMinutes": "40:00",
        "workingTimeAccount": null,
        "period": "09/03/2023 - 09/09/2023",
        "recordedWorkingTime": "0",
        "replacedBy": null,
        "externalTimesExist": "NO",
        "timeRecordingMethod": "POSITIVE",
        "mdfSystemRecordStatus": "N",
        "workflowAction": "ACTION_SAVE",
        "absencesExist": "NO",
        "fullWorkscheduleCovered": "NO",
        "plannedWorkingTime": "2400",
        "timeSheetHash":
"cc60e4d21bb0728077fcaef3214fabb2583154d03b4013c16fa5290315fa1173",
        "manualEntriesExist": "YES",
        "startDate": "/Date(1693699200000)/",
        "approvalStatus": "PENDING",
        "singleRecordApprovalMissing": "NO",
        "editable": null,
        "replaces": null,
        "lastModifiedBy": "v4admin",
        "workflowRequestId": null,
        "userId": "jdurexternalallowance",
        "generatedEntriesExist": "NO",
        "workingTimeAccountHoursAndMinutes": null,
        "recordedHoursAndMinutes": "0:00",
        "createdBy": "v4admin",
        "comment": null,
        "singleApprovalRecordsOnly": "NO",
        "userIdNav": {
          "__deferred": {
```

```

        "uri": "http://<api-server>/odata/v2/
EmployeeTimeSheet('f671af89461948bba0c79d9f8d6df2b9')/userIdNav"
    },
    "createdByNav": {
        "__deferred": {
            "uri": "http://<api-server>/odata/v2/
EmployeeTimeSheet('f671af89461948bba0c79d9f8d6df2b9')/createdByNav"
        }
    },
    "employeeTimeSheetEntry": {
        "__deferred": {
            "uri": "http://<api-server>/odata/v2/
EmployeeTimeSheet('f671af89461948bba0c79d9f8d6df2b9')/employeeTimeSheetEntry"
        }
    },
    "approvalStatusNav": {
        "__deferred": {
            "uri": "http://<api-server>/odata/v2/
EmployeeTimeSheet('f671af89461948bba0c79d9f8d6df2b9')/approvalStatusNav"
        }
    },
    "allowance": {
        "results": [
            {
                "__metadata": {
                    "uri": "http://<api-server>/odata/v2/
Allowance(EmployeeTimeSheet_externalCode='f671af89461948bba0c79d9f8d6df2b9',external
Code='id169410276072271')",
                    "type": "SFOData.Allowance"
                },
                "externalCode": "id169410276072271",
                "EmployeeTimeSheet_externalCode":
"f671af89461948bba0c79d9f8d6df2b9",
                "date": "/Date(1693958400000)/",
                "lastModifiedDateTime": "/Date(1694102772000+0000)/",
                "entityUUID": "0801393B6C7D4282BC85CDCAF5CF4B0",
                "costCenter": null,
                "lastModifiedBy": "admin3",
                "createdDateTime": "/Date(1694102772000+0000)/",
                "mdfSystemRecordStatus": "N",
                "externalAllowanceCode": null,
                "allowanceType": "EXTRA",
                "cust_perm": null,
                "createdBy": "admin3",
                "correctionScenario": null,
                "value": "1",
                "cust_attachmentNav": {
                    "__deferred": {
                        "uri": "http://<api-server>/odata/v2/
Allowance(EmployeeTimeSheet_externalCode='f671af89461948bba0c79d9f8d6df2b9',external
Code='id169410276072271')/cust_attachmentNav"
                    }
                },
                "createdByNav": {
                    "__deferred": {
                        "uri": "http://<api-server>/odata/v2/
Allowance(EmployeeTimeSheet_externalCode='f671af89461948bba0c79d9f8d6df2b9',external
Code='id169410276072271')/createdByNav"
                    }
                },
                "correctionScenarioNav": {
                    "__deferred": {
                        "uri": "http://<api-server>/odata/v2/
Allowance(EmployeeTimeSheet_externalCode='f671af89461948bba0c79d9f8d6df2b9',external
Code='id169410276072271')/correctionScenarioNav"
                    }
                }
            }
        ]
    }
},

```

```

        "costCenterNav": {
            "__deferred": {
                "uri": "http://<api-server>/odata/v2/
Allowance(EmployeeTimeSheet_externalCode='f671af89461948bba0c79d9f8d6df2b9',external
Code='id169410276072271')/costCenterNav"
            }
        },
        "lastModifiedByNav": {
            "__deferred": {
                "uri": "http://<api-server>/odata/v2/
Allowance(EmployeeTimeSheet_externalCode='f671af89461948bba0c79d9f8d6df2b9',external
Code='id169410276072271')/lastModifiedByNav"
            }
        },
        "mdfSystemRecordStatusNav": {
            "__deferred": {
                "uri": "http://<api-server>/odata/v2/
Allowance(EmployeeTimeSheet_externalCode='f671af89461948bba0c79d9f8d6df2b9',external
Code='id169410276072271')/mdfSystemRecordStatusNav"
            }
        }
    },
    {
        "__metadata": {
            "uri": "http://<api-server>/odata/v2/
Allowance(EmployeeTimeSheet_externalCode='f671af89461948bba0c79d9f8d6df2b9',external
Code='dd08cceb3ea34838a5cc7e4a97935d7d')",
            "type": "SFData.Allowance"
        },
        "externalCode": "dd08cceb3ea34838a5cc7e4a97935d7d",
        "EmployeeTimeSheet_externalCode":
"f671af89461948bba0c79d9f8d6df2b9",
        "date": "/Date(1693785600000)/",
        "lastModifiedDateTime": "/Date(1694102856000+0000)/",
        "entityUUID": "2829B05F3B80452FA26EAC1925BD44A7",
        "costCenter": "1000",
        "lastModifiedBy": "v4admin",
        "createdDateTime": "/Date(1694102856000+0000)/",
        "mdfSystemRecordStatus": "N",
        "externalAllowanceCode": "JM_EA_jdurexternalallowance",
        "allowanceType": "MEAL",
        "cust_perm": null,
        "createdBy": "v4admin",
        "correctionScenario": "TIME_SHEET_AND_EXTERNAL_SYSTEM",
        "value": "11",
        "cust_attachmentNav": {
            "__deferred": {
                "uri": "http://<api-server>/odata/v2/
Allowance(EmployeeTimeSheet_externalCode='f671af89461948bba0c79d9f8d6df2b9',external
Code='dd08cceb3ea34838a5cc7e4a97935d7d')/cust_attachmentNav"
            }
        },
        "createdByNav": {
            "__deferred": {
                "uri": "http://<api-server>/odata/v2/
Allowance(EmployeeTimeSheet_externalCode='f671af89461948bba0c79d9f8d6df2b9',external
Code='dd08cceb3ea34838a5cc7e4a97935d7d')/createdByNav"
            }
        },
        "correctionScenarioNav": {
            "__deferred": {
                "uri": "http://<api-server>/odata/v2/
Allowance(EmployeeTimeSheet_externalCode='f671af89461948bba0c79d9f8d6df2b9',external
Code='dd08cceb3ea34838a5cc7e4a97935d7d')/correctionScenarioNav"
            }
        }
    },
    "costCenterNav": {
        "__deferred": {

```



```

        "uri": "http://<api-server>/odata/v2/
Allowance(EmployeeTimeSheet_externalCode='f671af89461948bba0c79d9f8d6df2b9', external
Code='dd08cceb3ea34838a5cc7e4a97935d7d')/costCenterNav"
    }
    },
    "lastModifiedByNav": {
        "__deferred": {
            "uri": "http://<api-server>/odata/v2/
Allowance(EmployeeTimeSheet_externalCode='f671af89461948bba0c79d9f8d6df2b9', external
Code='dd08cceb3ea34838a5cc7e4a97935d7d')/lastModifiedByNav"
        }
    },
    "mdfSystemRecordStatusNav": {
        "__deferred": {
            "uri": "http://<api-server>/odata/v2/
Allowance(EmployeeTimeSheet_externalCode='f671af89461948bba0c79d9f8d6df2b9', external
Code='dd08cceb3ea34838a5cc7e4a97935d7d')/mdfSystemRecordStatusNav"
        }
    }
},
{
    "__metadata": {
        "uri": "http://<api-server>/odata/v2/
Allowance(EmployeeTimeSheet_externalCode='f671af89461948bba0c79d9f8d6df2b9', external
Code='d762c4d59b6043fc876eaf1f3f324999')",
        "type": "SFOData.Allowance"
    },
    "externalCode": "d762c4d59b6043fc876eaf1f3f324999",
    "EmployeeTimeSheet_externalCode":
"f671af89461948bba0c79d9f8d6df2b9",
    "date": "/Date(1694131200000)/",
    "lastModifiedDateTime": "/Date(1694103398000+0000)/",
    "entityUUID": "40B773E939A14FCEA3D90444810A6E58",
    "costCenter": null,
    "lastModifiedBy": "v4admin",
    "createdDateTime": "/Date(1694103222000+0000)/",
    "mdfSystemRecordStatus": "N",
    "externalAllowanceCode": "JM_EA_jdurextarnalalloanace_2",
    "allowanceType": "EXTRA",
    "cust_perm": null,
    "createdBy": "v4admin",
    "correctionScenario": "EXTERNAL_SYSTEM",
    "value": "23",
    "cust_attachmentNav": {
        "__deferred": {
            "uri": "http://<api-server>/odata/v2/
Allowance(EmployeeTimeSheet_externalCode='f671af89461948bba0c79d9f8d6df2b9', external
Code='d762c4d59b6043fc876eaf1f3f324999')/cust_attachmentNav"
        }
    },
    "createdByNav": {
        "__deferred": {
            "uri": "http://<api-server>/odata/v2/
Allowance(EmployeeTimeSheet_externalCode='f671af89461948bba0c79d9f8d6df2b9', external
Code='d762c4d59b6043fc876eaf1f3f324999')/createdByNav"
        }
    },
    "correctionScenarioNav": {
        "__deferred": {
            "uri": "http://<api-server>/odata/v2/
Allowance(EmployeeTimeSheet_externalCode='f671af89461948bba0c79d9f8d6df2b9', external
Code='d762c4d59b6043fc876eaf1f3f324999')/correctionScenarioNav"
        }
    },
    "costCenterNav": {
        "__deferred": {

```

```

                "uri": "http://<api-server>/odata/v2/
Allowance(EmployeeTimeSheet_externalCode='f671af89461948bba0c79d9f8d6df2b9',external
Code='d762c4d59b6043fc876eaf1f3f324999')/costCenterNav"
            }
        },
        "lastModifiedByNav": {
            "__deferred": {
                "uri": "http://<api-server>/odata/v2/
Allowance(EmployeeTimeSheet_externalCode='f671af89461948bba0c79d9f8d6df2b9',external
Code='d762c4d59b6043fc876eaf1f3f324999')/lastModifiedByNav"
            }
        },
        "mdfSystemRecordStatusNav": {
            "__deferred": {
                "uri": "http://<api-server>/odata/v2/
Allowance(EmployeeTimeSheet_externalCode='f671af89461948bba0c79d9f8d6df2b9',external
Code='d762c4d59b6043fc876eaf1f3f324999')/mdfSystemRecordStatusNav"
            }
        }
    }
}
},
"employeeTimeValuationResult": {
    "__deferred": {
        "uri": "http://<api-server>/odata/v2/
EmployeeTimeSheet('f671af89461948bba0c79d9f8d6df2b9')/employeeTimeValuationResult"
    }
},
"fullWorkscheduleCoveredNav": {
    "__deferred": {
        "uri": "http://<api-server>/odata/v2/
EmployeeTimeSheet('f671af89461948bba0c79d9f8d6df2b9')/fullWorkscheduleCoveredNav"
    }
},
"generatedEntriesExistNav": {
    "__deferred": {
        "uri": "http://<api-server>/odata/v2/
EmployeeTimeSheet('f671af89461948bba0c79d9f8d6df2b9')/generatedEntriesExistNav"
    }
},
"replacedByNav": {
    "__deferred": {
        "uri": "http://<api-server>/odata/v2/
EmployeeTimeSheet('f671af89461948bba0c79d9f8d6df2b9')/replacedByNav"
    }
},
"singleRecordApprovalMissingNav": {
    "__deferred": {
        "uri":
"http://<api-server>/odata/v2/EmployeeTimeSheet('f671af89461948bba0c79d9f8d6df2b9')/
singleRecordApprovalMissingNav"
    }
},
"externalTimesExistNav": {
    "__deferred": {
        "uri": "http://<api-server>/odata/v2/
EmployeeTimeSheet('f671af89461948bba0c79d9f8d6df2b9')/externalTimesExistNav"
    }
},
"manualEntriesExistNav": {
    "__deferred": {
        "uri": "http://<api-server>/odata/v2/
EmployeeTimeSheet('f671af89461948bba0c79d9f8d6df2b9')/manualEntriesExistNav"
    }
},
"absencesExistNav": {
    "__deferred": {

```

```

        "uri": "http://<api-server>/odata/v2/
EmployeeTimeSheet('f671af89461948bba0c79d9f8d6df2b9')/absencesExistNav"
    },
    "replacesNav": {
        "__deferred": {
            "uri": "http://<api-server>/odata/v2/
EmployeeTimeSheet('f671af89461948bba0c79d9f8d6df2b9')/replacesNav"
        }
    },
    "lastModifiedByNav": {
        "__deferred": {
            "uri": "http://<api-server>/odata/v2/
EmployeeTimeSheet('f671af89461948bba0c79d9f8d6df2b9')/lastModifiedByNav"
        }
    },
    "workflowActionNav": {
        "__deferred": {
            "uri": "http://<api-server>/odata/v2/
EmployeeTimeSheet('f671af89461948bba0c79d9f8d6df2b9')/workflowActionNav"
        }
    },
    "timeRecordingMethodNav": {
        "__deferred": {
            "uri": "http://<api-server>/odata/v2/
EmployeeTimeSheet('f671af89461948bba0c79d9f8d6df2b9')/timeRecordingMethodNav"
        }
    },
    "mdfSystemRecordStatusNav": {
        "__deferred": {
            "uri": "http://<api-server>/odata/v2/
EmployeeTimeSheet('f671af89461948bba0c79d9f8d6df2b9')/mdfSystemRecordStatusNav"
        }
    },
    "wfRequestNav": {
        "__deferred": {
            "uri": "http://<api-server>/odata/v2/
EmployeeTimeSheet('f671af89461948bba0c79d9f8d6df2b9')/wfRequestNav"
        }
    },
    "singleApprovalRecordsOnlyNav": {
        "__deferred": {
            "uri": "http://<api-server>/odata/v2/
EmployeeTimeSheet('f671af89461948bba0c79d9f8d6df2b9')/singleApprovalRecordsOnlyNav"
        }
    }
}
]
}
}

```

## 9.4.16.3.2 AvailableAllowanceType

You can use this entity to obtain information about the available allowance type, which is one of the time types that an employee is allowed to take. This information is assigned to an employee's job information.

### Supported Operations

Query

## Properties and Navigation Properties

This section lists only the properties and navigation properties that require special business logic, permission, or other additional information. For more information, refer to the API dictionary in [Admin Center](#) [API Center](#) [OData API Data Dictionary](#) or the API metadata using query: `https://<api-server>/odata/v2/<Entity>/$metadata`.

### Properties

Property	Business Key	Required Field	Description
externalCode	Yes	Yes	External Code for the Available Allowance Type.
allowanceType	No	Yes	Type of the allowance. Examples are hardship or meal allowance.
enabledInEssScenario	No	Yes	If this field is true, the employee can record an allowance of this type. If this field is false, only a manager or HR admin can record an allowance of this type in the on-behalf scenario.
copyableInTimesheet	No	Yes	If this field is true, allowances of this type are considered while copying days in the time sheet. If this field is false, those allowances are skipped during copy.

## Use Case: Specify Allowance Type

### Request

Operation	Query
HTTP Method	GET
URI	<code>https://&lt;api-server&gt;/odata/v2/TimeTypeProfile?\$filter=externalCode eq 'CLT_STANDARD' &amp;\$expand=availableAllowanceTypes&amp;\$format=JSON</code>

### Response

```
{
  "d": {
    "results": [
```

```

    {
      "__metadata": {
        "uri": "http://<api-server>/odata/v2/
TimeTypeProfile(externalCode='CLT_STANDARD',mdfSystemEffectiveStartDate=datetime'190
0-01-01T00:00:00')",
        "type": "SFOData.TimeTypeProfile"
      },
      "mdfSystemEffectiveStartDate": "/Date(-2208988800000)/",
      "externalCode": "CLT_STANDARD",
      "mdfSystemEffectiveEndDate": "/Date(253402214400000)/",
      "timeOffEssInstructionalText_en_DEBUG_APOS_RTL": null,
      "timeOffEssInstructionalText_vi_VN": null,
      "createdDateTime": "/Date(1444381002000+0000)/",
      "mdfSystemVersionId": null,
      "timeAccountTypeForWorkingTimeAccount": null,
      "timeOffEssInstructionalText_ko_KR": null,
      "externalName_ja_JP": null,
      "timeOffEssInstructionalText_cs_CZ": null,
      "defaultImportAttendanceTimeType": "IMPORTED",
      "timeOffEssInstructionalText_fi_FI": null,
      "timeOffEssInstructionalText_pt_BR": null,
      "externalName_en_RTL": null,
      "timeOffEssInstructionalText_bg_BG": null,
      "externalName_zh_CN": null,
      "externalName_localized": "CLT - Standard Time Types",
      "mdfSystemRecordStatus": "N",
      "timeOffEssInstructionalText_en_US": null,
      "externalName_fr_FR": null,
      "timeOffEssInstructionalText_es_MX": null,
      "timeOffEssInstructionalText_es_ES": null,
      "externalName_uk_UA": null,
      "externalName_en_GB": null,
      "timeOffEssInstructionalText_fr_FR": null,
      "externalName_nl_NL": null,
      "timeOffEssInstructionalText_de_DE": null,
      "externalName_defaultValue": "CLT - Standard Time Types",
      "timeOffEssInstructionalText_it_IT": null,
      "bookWorkingTimeOnTimeSheetApproval": false,
      "mdfSystemStatus": "A",
      "timeOffEssInstructionalText_zh_CN": null,
      "timeRecordingVariant": "CLOCK_TIME",
      "externalName_cs_CZ": null,
      "mdfSystemObjectType": "TimeTypeProfile",
      "externalName_ru_RU": null,
      "timeOffEssInstructionalText_en_GB": null,
      "timeOffEssInstructionalText_en_DEBUG": null,
      "externalName_ko_KR": null,
      "createdDate": "/Date(1444381002000)/",
      "timeOffEssInstructionalText_cy_GB": null,
      "mdfSystemRecordId": "79959BC06C5441399FF57039D8654BF6",
      "timeOffEssInstructionalText_th_TH": null,
      "country": null,
      "lastModifiedDateTime": "/Date(1690875823000+0000)/",
      "entityUUID": "5976CAB379E34865A0BF1B1AD49C58E1",
      "timeAccountTypeForTimeOffInLieu": "TOIL",
      "externalName_fr_CA": null,
      "externalName_fi_FI": null,
      "mdfSystemEntityId": "5976CAB379E34865A0BF1B1AD49C58E1",
      "timeOffEssInstructionalText_lt_LT": null,
      "externalName_bg_BG": null,
      "externalName_pl_PL": null,
      "timeOffEssInstructionalText_en_SAP_SLS": null,
      "timeOffEssInstructionalText_localized": null,
      "timeOffEssInstructionalText_nl_NL": null,
      "externalName_vi_VN": null,
      "timeOffEssInstructionalText_ar_SA": null,
      "timeOffEssInstructionalText_en_RTL": null,
      "timeOffEssInstructionalText_ja_JP": null,
    }
  
```

```

    "timeOffEssInstructionalText_defaultValue": null,
    "externalName_cy_GB": null,
    "externalName_es_MX": null,
    "externalName_ar_SA": null,
    "externalName_es_ES": null,
    "timeOffEssInstructionalText_pl_PL": null,
    "timeOffEssInstructionalText_ru_RU": null,
    "externalName_pt_BR": null,
    "timeOffEssInstructionalText_fr_CA": null,
    "bookTimeOffInLieuOnTimeSheetApproval": false,
    "lastModifiedDate": "/Date(1690875823000)/",
    "externalName_en_SAP_SLS": null,
    "externalName_it_IT": null,
    "lastModifiedBy": "jw_crossMidnight",
    "mainESSTimeType": "VACATION",
    "timeOffEssInstructionalText_uk_UA": null,
    "lastModifiedDateWithTZ": "/Date(1690875823000+0000)/",
    "externalName_lt_LT": null,
    "mainAttendanceTimeType": "JM_WORK",
    "mdfSystemTransactionSequence": "1",
    "externalName_th_TH": null,
    "externalName_de_DE": null,
    "createdBy": "admin",
    "mainBreakTimeType": "LUNCH_BRK",
    "externalName_en_DEBUG_APOS_RTL": null,
    "externalName_en_US": "CLT - Standard Time Types",
    "externalName_en_DEBUG": null,
    "externalNameTranslationTextNav": {
      "__deferred": {
        "uri": "http://<api-server>/odata/v2/
TimeTypeProfile(externalCode='CLT_STANDARD',mdfSystemEffectiveStartDate=datetime'190
0-01-01T00:00:00')/externalNameTranslationTextNav"
      }
    },
    "timeAccountTypeForTimeOffInLieuNav": {
      "__deferred": {
        "uri": "http://<api-server>/odata/v2/
TimeTypeProfile(externalCode='CLT_STANDARD',mdfSystemEffectiveStartDate=datetime'190
0-01-01T00:00:00')/timeAccountTypeForTimeOffInLieuNav"
      }
    },
    "timeAccountTypeForWorkingTimeAccountNav": {
      "__deferred": {
        "uri": "http://<api-server>/odata/v2/
TimeTypeProfile(externalCode='CLT_STANDARD',mdfSystemEffectiveStartDate=datetime'190
0-01-01T00:00:00')/timeAccountTypeForWorkingTimeAccountNav"
      }
    },
    "availableTimeTypes": {
      "__deferred": {
        "uri": "http://<api-server>/odata/v2/
TimeTypeProfile(externalCode='CLT_STANDARD',mdfSystemEffectiveStartDate=datetime'190
0-01-01T00:00:00')/availableTimeTypes"
      }
    },
    "createdByNav": {
      "__deferred": {
        "uri": "http://<api-server>/odata/v2/
TimeTypeProfile(externalCode='CLT_STANDARD',mdfSystemEffectiveStartDate=datetime'190
0-01-01T00:00:00')/createdByNav"
      }
    },
    "mainAttendanceTimeTypeNav": {
      "__deferred": {
        "uri": "http://<api-server>/odata/v2/
TimeTypeProfile(externalCode='CLT_STANDARD',mdfSystemEffectiveStartDate=datetime'190
0-01-01T00:00:00')/mainAttendanceTimeTypeNav"
      }
    }
  }
}

```

```

    },
    "availableAllowanceTypes": {
      "results": [
        {
          "__metadata": {
            "uri": "http://<api-server>/odata/v2/
AvailableAllowanceType(TimeTypeProfile_externalCode='CLT_STANDARD',TimeTypeProfile_m
dfSystemEffectiveStartDate=datetime'1900-01-01T00:00:00',externalCode='1')",
            "type": "SFOData.AvailableAllowanceType"
          },
          "externalCode": "1",
          "TimeTypeProfile_mdfSystemEffectiveStartDate": "/
Date(-2208988800000)/",
          "TimeTypeProfile_externalCode": "CLT_STANDARD",
          "enabledInEssScenario": true,
          "lastModifiedDateTime": "/Date(1453189182000+0000)/",
          "entityUUID": "CC51820DC3E8434A9CAF077D98F6ADF3",
          "lastModifiedBy": "admin3",
          "createdDateTime": "/Date(1444381002000+0000)/",
          "mdfSystemRecordStatus": "N",
          "allowanceType": "ATY_HARDSHIP",
          "copyableInTimesheet": false,
          "createdBy": "admin",
          "createdByNav": {
            "__deferred": {
              "uri": "http://<api-server>/odata/v2/
AvailableAllowanceType(TimeTypeProfile_externalCode='CLT_STANDARD',TimeTypeProfile_m
dfSystemEffectiveStartDate=datetime'1900-01-01T00:00:00',externalCode='1')/
createdByNav"
            }
          },
          "lastModifiedByNav": {
            "__deferred": {
              "uri": "http://<api-server>/odata/v2/
AvailableAllowanceType(TimeTypeProfile_externalCode='CLT_STANDARD',TimeTypeProfile_m
dfSystemEffectiveStartDate=datetime'1900-01-01T00:00:00',externalCode='1')/
lastModifiedByNav"
            }
          },
          "mdfSystemRecordStatusNav": {
            "__deferred": {
              "uri": "http://<api-server>/odata/v2/
AvailableAllowanceType(TimeTypeProfile_externalCode='CLT_STANDARD',TimeTypeProfile_m
dfSystemEffectiveStartDate=datetime'1900-01-01T00:00:00',externalCode='1')/
mdfSystemRecordStatusNav"
            }
          }
        },
        {
          "__metadata": {
            "uri": "http://<api-server>/odata/v2/
AvailableAllowanceType(TimeTypeProfile_externalCode='CLT_STANDARD',TimeTypeProfile_m
dfSystemEffectiveStartDate=datetime'1900-01-01T00:00:00',externalCode='2')",
            "type": "SFOData.AvailableAllowanceType"
          },
          "externalCode": "2",
          "TimeTypeProfile_mdfSystemEffectiveStartDate": "/
Date(-2208988800000)/",
          "TimeTypeProfile_externalCode": "CLT_STANDARD",
          "enabledInEssScenario": true,
          "lastModifiedDateTime": "/Date(1453189182000+0000)/",
          "entityUUID": "534A970A015D43DAA2959DC4164024BA",
          "lastModifiedBy": "admin3",
          "createdDateTime": "/Date(1444381002000+0000)/",
          "mdfSystemRecordStatus": "N",
          "allowanceType": "ATY_NIGHTSHIFT",
          "copyableInTimesheet": false,
          "createdBy": "admin",

```

```

        "createdByNav": {
            "__deferred": {
                "uri": "http://<api-server>/odata/v2/
AvailableAllowanceType(TimeTypeProfile_externalCode='CLT_STANDARD',TimeTypeProfile_m
dfSystemEffectiveStartDate=datetime'1900-01-01T00:00:00',externalCode='2')/
createdByNav"
            }
        },
        "lastModifiedByNav": {
            "__deferred": {
                "uri": "http://<api-server>/odata/v2/
AvailableAllowanceType(TimeTypeProfile_externalCode='CLT_STANDARD',TimeTypeProfile_m
dfSystemEffectiveStartDate=datetime'1900-01-01T00:00:00',externalCode='2')/
lastModifiedByNav"
            }
        },
        "mdfSystemRecordStatusNav": {
            "__deferred": {
                "uri": "http://<api-server>/odata/v2/
AvailableAllowanceType(TimeTypeProfile_externalCode='CLT_STANDARD',TimeTypeProfile_m
dfSystemEffectiveStartDate=datetime'1900-01-01T00:00:00',externalCode='2')/
mdfSystemRecordStatusNav"
            }
        }
    },
    {
        "__metadata": {
            "uri": "http://<api-server>/odata/v2/
AvailableAllowanceType(TimeTypeProfile_externalCode='CLT_STANDARD',TimeTypeProfile_m
dfSystemEffectiveStartDate=datetime'1900-01-01T00:00:00',externalCode='3')",
            "type": "SFOData.AvailableAllowanceType"
        },
        "externalCode": "3",
        "TimeTypeProfile_mdfSystemEffectiveStartDate": "/
Date(-2208988800000)/",
        "TimeTypeProfile_externalCode": "CLT_STANDARD",
        "enabledInEssScenario": false,
        "lastModifiedDateTime": "/Date(1453189182000+0000)/",
        "entityUUID": "E243D899C90443A4AE052CAE9E187355",
        "lastModifiedBy": "admin3",
        "createdDate": "/Date(1444381002000+0000)/",
        "mdfSystemRecordStatus": "N",
        "allowanceType": "ATY_EXTRA",
        "copyableInTimesheet": false,
        "createdBy": "admin",
        "createdByNav": {
            "__deferred": {
                "uri": "http://<api-server>/odata/v2/
AvailableAllowanceType(TimeTypeProfile_externalCode='CLT_STANDARD',TimeTypeProfile_m
dfSystemEffectiveStartDate=datetime'1900-01-01T00:00:00',externalCode='3')/
createdByNav"
            }
        },
        "lastModifiedByNav": {
            "__deferred": {
                "uri": "http://<api-server>/odata/v2/
AvailableAllowanceType(TimeTypeProfile_externalCode='CLT_STANDARD',TimeTypeProfile_m
dfSystemEffectiveStartDate=datetime'1900-01-01T00:00:00',externalCode='3')/
lastModifiedByNav"
            }
        },
        "mdfSystemRecordStatusNav": {
            "__deferred": {
                "uri": "http://<api-server>/odata/v2/
AvailableAllowanceType(TimeTypeProfile_externalCode='CLT_STANDARD',TimeTypeProfile_m
dfSystemEffectiveStartDate=datetime'1900-01-01T00:00:00',externalCode='3')/
mdfSystemRecordStatusNav"
            }
        }
    }
}

```



```

    }
  }
]
},
"mainESSTimeTypeNav": {
  "__deferred": {
    "uri": "http://<api-server>/odata/v2/
TimeTypeProfile(externalCode='CLT_STANDARD',mdfSystemEffectiveStartDate=datetime'190
0-01-01T00:00:00')/mainESSTimeTypeNav"
  }
},
"defaultImportAttendanceTimeTypeNav": {
  "__deferred": {
    "uri": "http://<api-server>/odata/v2/
TimeTypeProfile(externalCode='CLT_STANDARD',mdfSystemEffectiveStartDate=datetime'190
0-01-01T00:00:00')/defaultImportAttendanceTimeTypeNav"
  }
},
"timeOffEssInstructionalTextTranslationTextNav": {
  "__deferred": {
    "uri": "http://<api-server>/odata/v2/
TimeTypeProfile(externalCode='CLT_STANDARD',mdfSystemEffectiveStartDate=datetime'190
0-01-01T00:00:00')/timeOffEssInstructionalTextTranslationTextNav"
  }
},
"mdfSystemStatusNav": {
  "__deferred": {
    "uri": "http://<api-server>/odata/v2/
TimeTypeProfile(externalCode='CLT_STANDARD',mdfSystemEffectiveStartDate=datetime'190
0-01-01T00:00:00')/mdfSystemStatusNav"
  }
},
"timeRecordingVariantNav": {
  "__deferred": {
    "uri": "http://<api-server>/odata/v2/
TimeTypeProfile(externalCode='CLT_STANDARD',mdfSystemEffectiveStartDate=datetime'190
0-01-01T00:00:00')/timeRecordingVariantNav"
  }
},
"mainBreakTimeTypeNav": {
  "__deferred": {
    "uri": "http://<api-server>/odata/v2/
TimeTypeProfile(externalCode='CLT_STANDARD',mdfSystemEffectiveStartDate=datetime'190
0-01-01T00:00:00')/mainBreakTimeTypeNav"
  }
},
"lastModifiedByNav": {
  "__deferred": {
    "uri": "http://<api-server>/odata/v2/
TimeTypeProfile(externalCode='CLT_STANDARD',mdfSystemEffectiveStartDate=datetime'190
0-01-01T00:00:00')/lastModifiedByNav"
  }
},
"mdfSystemRecordStatusNav": {
  "__deferred": {
    "uri": "http://<api-server>/odata/v2/
TimeTypeProfile(externalCode='CLT_STANDARD',mdfSystemEffectiveStartDate=datetime'190
0-01-01T00:00:00')/mdfSystemRecordStatusNav"
  }
},
"countryNav": {
  "__deferred": {
    "uri": "http://<api-server>/odata/v2/
TimeTypeProfile(externalCode='CLT_STANDARD',mdfSystemEffectiveStartDate=datetime'190
0-01-01T00:00:00')/countryNav"
  }
},
"wfRequestNav": {

```



Property	Description
correctionScenario	<p>Select "EXTERNAL_SYSTEM" to ensure that the allowances can only be edited in the external source system that they are imported from.</p> <p>Select "TIME_SHEET_AND_EXTERNAL_SYSTEM" to make allowances editable in the target system too. If not maintained, the correction scenario value is defaulted to "TIME_SHEET_AND_EXTERNAL_SYSTEM"</p>
allowanceType	Set the external code or UUID of an allowance type. This allowance type must be available in the user's time profile. You must maintain this field because there is no default import allowance type for allowances in the time profile.
value	Set the value of the imported allowance. The value must be greater than 0. If you select an allowance type with the unit "Hour(s)", enter the value in hours. In this case the value must not be greater than or equal to 100.

## Use Case 1: Create/Update an External Allowance

Create or update an external allowance with only the required fields filled.

### Request

Operation	Query
HTTP Method	POST
URI	<code>https://&lt;api-server&gt;/odata/v2/upsert</code>
Headers	
Payload	<pre>{   "__metadata": {     "uri": "ExternalAllowance('testCreate')"   },   "date": "/Date(1526976229000)/",   "value": "1",   "allowanceType": "MEAL_ALLOWANCE",   "userIdNav": {     "__deferred": {       "uri": "http://&lt;api-server&gt;/odata/v2/restricted/User('awolter')"     }   } }</pre>

## Response

```
<?xml version="1.0" encoding="utf-8" standalone="yes"?>
<feed xmlns="http://www.w3.org/2005/Atom" xmlns:m="http://schemas.microsoft.com/ado/
2007/08/dataservices/metadata" xmlns:d="http://schemas.microsoft.com/ado/2007/08/
dataservices">
  <entry>
    <content type="application/xml">
      <m:properties>
        <d:key>ExternalAllowance/externalCode=testCreate</d:key>
        <d:status>OK</d:status>
        <d:editStatus>UPSERTED</d:editStatus>
        <d:message m:null="true"></d:message>
        <d:index m:type="Edm.Int32">0</d:index>
        <d:httpCode m:type="Edm.Int32">200</d:httpCode>
        <d:inlineResults m:type="Bag(SFODData.UpsertResult)"></
d:inlineResults>
      </m:properties>
    </content>
  </entry>
</feed>
```

## Use Case 2: Query All Existing External Allowances

Query all external allowances in your company.

### Request

Operation	Query
HTTP Method	GET
URI	https://<api-server>/odata/v2/ExternalAllowance? \$format=json

### Response

```
{
  "d": {
    "results": [
      {
        "__metadata": {
          "uri": "https://<api-server>/odata/v2/
ExternalAllowance('testCreate')",
          "type": "SFODData.ExternalAllowance"
        },
        "externalCode": "testCreate",
        "date": "/Date(1526947200000)/",
        "lastModifiedDate": "/Date(1687465383000+0000)/",
        "costCenter": null,
        "lastModifiedBy": "admin3",
        "createdDateTime": "/Date(1687465261000+0000)/",
        "mdfSystemRecordStatus": "N",
        "userId": "awolter",
        "allowanceType": "MEAL_ALLOWANCE",
        "deleteExternalAllowance": false,
        "createdBy": "admin3",
        "correctionScenario": null,
        "value": "1",
      }
    ]
  }
}
```

```

        "status": null,
        "userIdNav": {
            "__deferred": {
                "uri": "https://<api-server>/odata/v2/
ExternalAllowance('testCreate')/userIdNav"
            }
        },
        "createdByNav": {
            "__deferred": {
                "uri": "https://<api-server>/odata/v2/
ExternalAllowance('testCreate')/createdByNav"
            }
        },
        "statusNav": {
            "__deferred": {
                "uri": "https://<api-server>/odata/v2/
ExternalAllowance('testCreate')/statusNav"
            }
        },
        "correctionScenarioNav": {
            "__deferred": {
                "uri": "https://<api-server>/odata/v2/
ExternalAllowance('testCreate')/correctionScenarioNav"
            }
        },
        "wfRequestNav": {
            "__deferred": {
                "uri": "https://<api-server>/odata/v2/
ExternalAllowance('testCreate')/wfRequestNav"
            }
        },
        "lastModifiedByNav": {
            "__deferred": {
                "uri": "https://<api-server>/odata/v2/
ExternalAllowance('testCreate')/lastModifiedByNav"
            }
        },
        "mdfSystemRecordStatusNav": {
            "__deferred": {
                "uri": "https://<api-server>/odata/v2/
ExternalAllowance('testCreate')/mdfSystemRecordStatusNav"
            }
        }
    }
}
]
}
}

```

## Use Case 3: Query an Existing External Allowance by External Code

Query an existing external allowance: by external code.

### Request

Operation	Query
HTTP Method	GET
URI	https://<api-server>/odata/v2/ ExternalAllowance(testCreate)?\$format=json

## Response

```
{
  "d": {
    "__metadata": {
      "uri": "https://<api-server>/odata/v2/ExternalAllowance('testCreate')",
      "type": "SFOData.ExternalAllowance"
    },
    "externalCode": "testCreate",
    "date": "/Date(1526947200000)/",
    "lastModifiedDate": "/Date(1687465383000+0000)/",
    "costCenter": null,
    "lastModifiedBy": "admin3",
    "createdDateTime": "/Date(1687465261000+0000)/",
    "mdfSystemRecordStatus": "N",
    "userId": "awolter",
    "allowanceType": "MEAL_ALLOWANCE",
    "deleteExternalAllowance": false,
    "createdBy": "admin3",
    "correctionScenario": null,
    "value": "1",
    "status": null,
    "userIdNav": {
      "__deferred": {
        "uri": "https://<api-server>/odata/v2/ExternalAllowance('testCreate')/userIdNav"
      }
    },
    "createdByNav": {
      "__deferred": {
        "uri": "https://<api-server>/odata/v2/ExternalAllowance('testCreate')/createdByNav"
      }
    },
    "statusNav": {
      "__deferred": {
        "uri": "https://<api-server>/odata/v2/ExternalAllowance('testCreate')/statusNav"
      }
    },
    "correctionScenarioNav": {
      "__deferred": {
        "uri": "https://<api-server>/odata/v2/ExternalAllowance('testCreate')/correctionScenarioNav"
      }
    },
    "wfRequestNav": {
      "__deferred": {
        "uri": "https://<api-server>/odata/v2/ExternalAllowance('testCreate')/wfRequestNav"
      }
    },
    "lastModifiedByNav": {
      "__deferred": {
        "uri": "https://<api-server>/odata/v2/ExternalAllowance('testCreate')/lastModifiedByNav"
      }
    },
    "mdfSystemRecordStatusNav": {
      "__deferred": {
        "uri": "https://<api-server>/odata/v2/ExternalAllowance('testCreate')/mdfSystemRecordStatusNav"
      }
    }
  }
}
```

## Use Case 4: Query to Delete an Existing External Allowance by External Code

Query to delete an existing external allowance by external code.

### ⚠ Caution

Apply this use case with care.

### Request

Operation	Delete
HTTP Method	DELETE
URI	<code>https://&lt;api-server&gt;/odata/v2/ExternalAllowance(testCreate)?\$format=json</code>

### Response

Status 200, payload Empty

## Additional Information

Note that, when you import external allowances, the processing of those entities to Allowance is either event-based, meaning that it is done immediately, or it is done with the next run of the Time Sheet Import External Times and Allowances job.

In the case of event-based processing of a user's external allowance, this also leads to an import of relevant external time data. Note that successful creation of external allowances does not guarantee a successful import of the same in a resulting Allowance object as error checks are done during the import process. Please check the Time Sheet Import Alerts.

### ⚠ Caution

Please use direct DELETE with care because this will only delete the external allowance and not the imported allowance on the time sheet.

## 9.4.17 Workflow

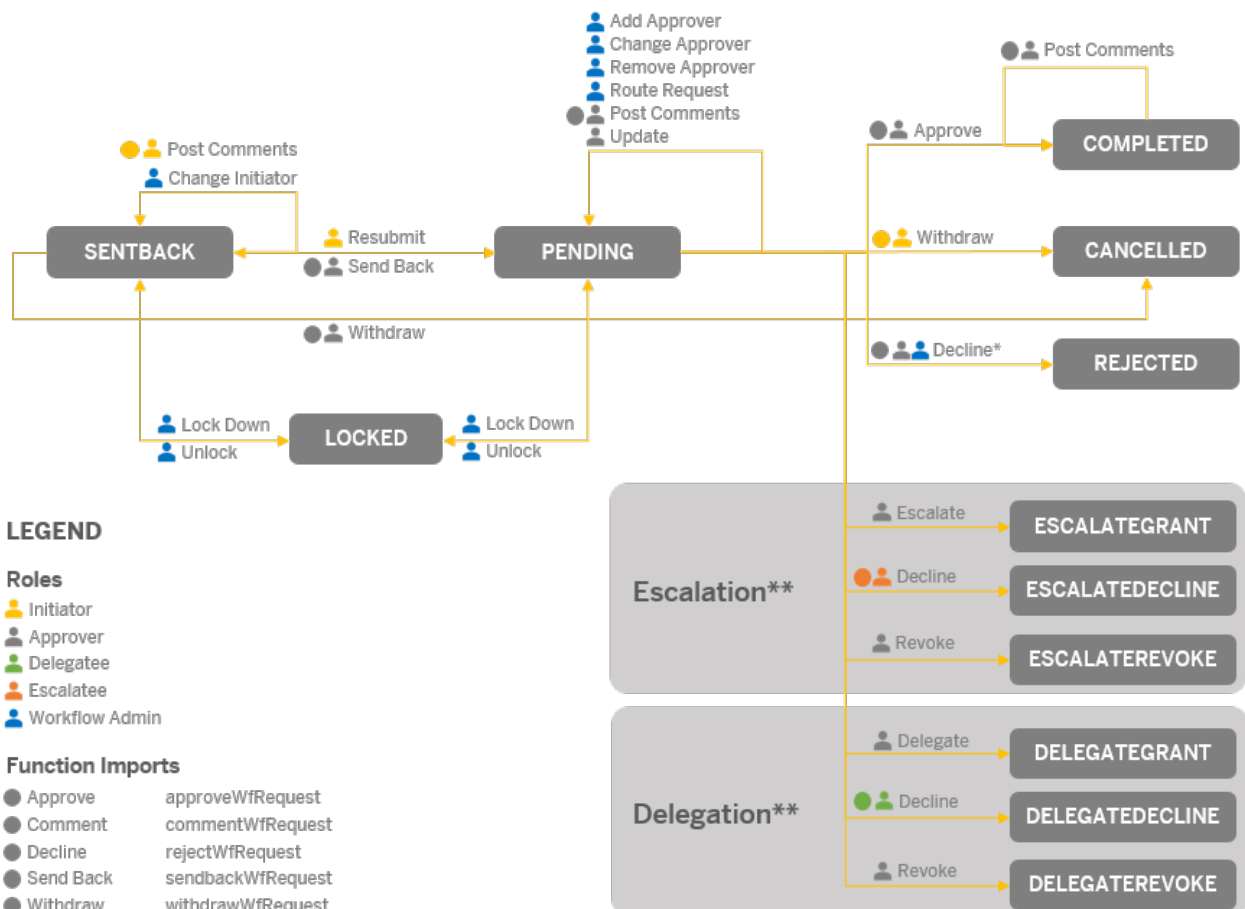
Workflow entities allow you to query the data of workflow requests, workflow steps, comments, participators, allowed actions, as well as other workflow information displayed on the Workflow Details page. You can also use the workflow function imports to change workflow statuses and post comments.

### Permissions

Permission System	Required Setting
Role Based	<p>► <a href="#">Manage Workflows</a> ► <a href="#">Manage Workflow Requests</a> ►</p> <p>This permission is required for the workflow admin role.</p>
User Based	N/A

### Workflow Status Transition

The following diagram illustrates the status transition of a workflow request:



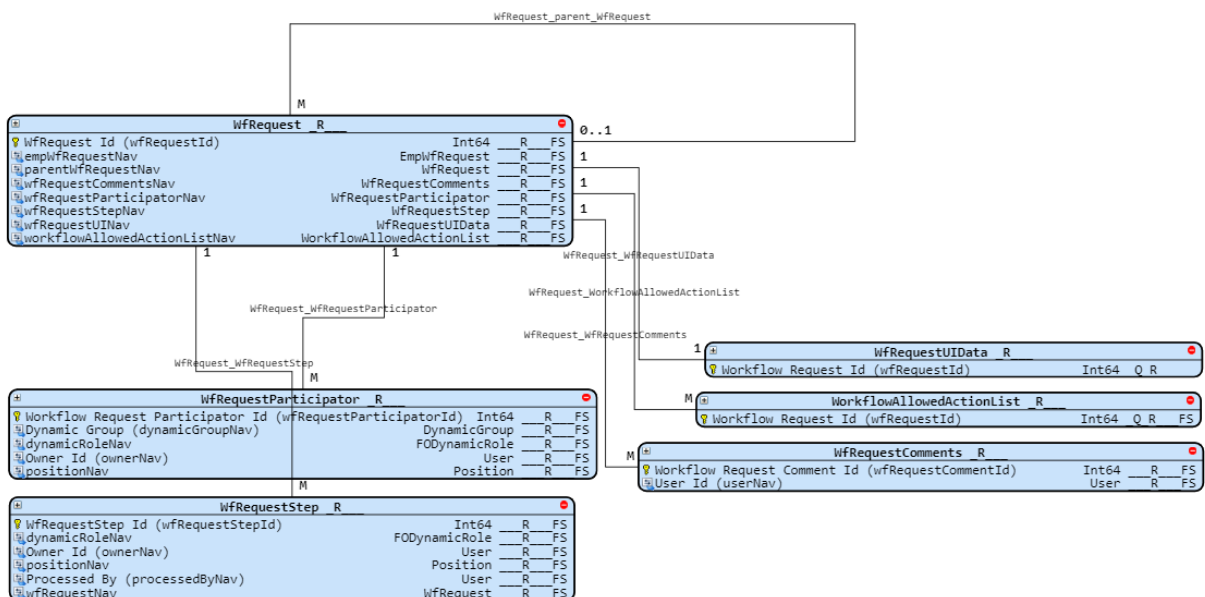


## Note

\* For Employee Central workflows, only the workflow admin can decline a request. For MDF workflows, the current approver can decline a request.

\*\* In the case of escalation or delegation, the escalatee or delegatee becomes the current approver. The workflow request still follows its own course of status transition. Additional statuses are available to indicate the escalation or delegation progress.

## Entity Relationship Diagram



### 9.4.17.1 WfRequest

This entity stores basic data of a workflow such as the overall status and the current step number. This is the workflow used by Employee Central as well as MDF objects.

## Supported Operations

Operation	Description
Query	Query the information of workflow requests.

Edit operations are not supported by the entity itself. However, you can use the following function imports to modify your workflow requests:

- [approveWfRequest \[page 1481\]](#)
- [commentWfRequest \[page 1482\]](#)
- [rejectWfRequest \[page 1483\]](#)
- [sendbackWfRequest \[page 1484\]](#)
- [withdrawWfRequest \[page 1485\]](#)

## Properties

This section lists only the properties and navigation properties that require special business logic, permission, or other additional information. For more information, refer to the API dictionary in [Admin Center > API Center > OData API Data Dictionary](#) or the API metadata using query: `https://<api-server>/odata/v2/<Entity>/$metadata`.

Property	Description
wfRequestId	Workflow request ID. This is a business key.
module	The following values are available: <ul style="list-style-type: none"> <li>• <b>HRIS</b>: indicates an Employee Central workflow request.</li> <li>• <b>GENERIC_OBJECT</b>: indicates an MDF workflow request.</li> </ul>
parentWfRequestId	ID of the parent workflow request.
status	Status of the workflow request. Possible values are: <ul style="list-style-type: none"> <li>• <b>PENDING</b>: The workflow request is currently pending.</li> <li>• <b>SENTBACK</b>: The workflow request has been sent back.</li> <li>• <b>LOCKED</b>: The workflow request has been locked.</li> <li>• <b>REJECTED</b>: The workflow has been rejected.</li> <li>• <b>CANCELLED</b>: The workflow has been canceled.</li> <li>• <b>COMPLETED</b>: The workflow has been completed.</li> </ul> For more information about workflow request statuses, see <a href="#">Workflow [page 1448]</a> .
totalSteps	Total number of steps in the workflow request.
url	A deep link to the workflow details page.

## Navigation Property

Navigation Property	Related Entity	Description
empWfRequestNav	<a href="#">EmpWfRequest [page 675]</a>	Navigate to the workflow request related to an employee.
parentWfRequestNav	WfRequest	Navigate to the parent workflow request.
wfRequestCommentsNav	<a href="#">WfRequestComments [page 1456]</a>	Navigate to the workflow request comments.
wfRequestParticipatorNav	<a href="#">WfRequestParticipator [page 1457]</a>	Navigate to the workflow participators.
wfRequestStepNav	<a href="#">WfRequestStep [page 1460]</a>	Navigate to the workflow request steps.
wfRequestUINav	<a href="#">WfRequestUIData [page 1462]</a>	Navigate to the data as displayed on the Workflow Details page.
workflowAllowedActionListNav	<a href="#">WorkflowAllowedActionList [page 1465]</a>	Navigate to the list of allowed action for the workflow request.

## Entity Relation Diagram

For more information, see [Workflow \[page 1448\]](#).

## Use Case 1: Querying the Basic Information of a Workflow

The following example shows how to query the basic information of a workflow by ID:

### Request

Operation	Query
HTTP Method	GET
URI	<code>https://&lt;hostname&gt;/odata/v2/WfRequest(65L)?\$format=JSON</code>

### Response

```
{
  "d": {
    "__metadata": {
      "uri": "https://<hostname>/odata/v2/WfRequest(65L)",
      "type": "SFOData.WfRequest"
    },
    "wfRequestId": "65",
    "lastModifiedDate": "/Date(1496851039000+0000)/",
    "lastModifiedBy": "101013",
    "module": "HRIS",
    "reminderSentDate": null,
    "totalSteps": 1,
    "createdDateTime": "/Date(1496851006000+0000)/",
  }
}
```

```

    "createdOn": "/Date(1496851006000)/",
    "url": "https://<hostname>/sf/hrisworkflowapprovelink?workflowRequestId=V2-
nlxRHnYcTrRljnBl7z3o8Q%3D%3D&prevPage=HOME&company=BESTRUN&username=cgrant",
    "lastModifiedOn": "/Date(1496851039000)/",
    "parentWfRequestId": null,
    "createdBy": "adminJY",
    "currentStepNum": 1,
    "status": "COMPLETED",
    "wfRequestUINav": {
      "__deferred": {
        "uri": "https://<hostname>/odata/v2/WfRequest(65L)/wfRequestUINav"
      }
    },
    "parentWfRequestNav": {
      "__deferred": {
        "uri": "https://<hostname>/odata/v2/WfRequest(65L)/
parentWfRequestNav"
      }
    },
    "workflowAllowedActionListNav": {
      "__deferred": {
        "uri": "https://<hostname>/odata/v2/WfRequest(65L)/
workflowAllowedActionListNav"
      }
    },
    "empWfRequestNav": {
      "__deferred": {
        "uri": "https://<hostname>/odata/v2/WfRequest(65L)/empWfRequestNav"
      }
    },
    "wfRequestParticipatorNav": {
      "__deferred": {
        "uri": "https://<hostname>/odata/v2/WfRequest(65L)/
wfRequestParticipatorNav"
      }
    },
    "wfRequestCommentsNav": {
      "__deferred": {
        "uri": "https://<hostname>/odata/v2/WfRequest(65L)/
wfRequestCommentsNav"
      }
    },
    "wfRequestStepNav": {
      "__deferred": {
        "uri": "https://<hostname>/odata/v2/WfRequest(65L)/wfRequestStepNav"
      }
    }
  }
}

```

## Use Case 2: Querying All Pending Workflow Requests

This example shows how to query all workflow requests that were pending:

### Request

Operation	Query
HTTP Method	GET

URI

https://<hostname>/odata/v2/WfRequest?  
\$format=JSON&\$filter=status eq 'PENDING'

## Response

The response returns a full list of pending workflow requests in the system. For demonstration purpose, some results have been omitted:

```
{
  "d": {
    "results": [
      {
        "__metadata": {
          "uri": "https://<hostname>/odata/v2/WfRequest(162L)",
          "type": "SFOData.WfRequest"
        },
        "wfRequestId": "162",
        "lastModifiedBy": "80286",
        "status": "PENDING"
      },
      {
        "__metadata": {
          "uri": "https://<hostname>/odata/v2/WfRequest(41L)",
          "type": "SFOData.WfRequest"
        },
        "wfRequestId": "41",
        "lastModifiedBy": "101009",
        "status": "PENDING"
      },
      ... ..
      {
        "__metadata": {
          "uri": "https://<hostname>/odata/v2/WfRequest(740L)",
          "type": "SFOData.WfRequest"
        },
        "wfRequestId": "740",
        "lastModifiedBy": "athompson",
        "status": "PENDING"
      },
      {
        "__metadata": {
          "uri": "https://<hostname>/odata/v2/WfRequest(741L)",
          "type": "SFOData.WfRequest"
        },
        "wfRequestId": "741",
        "lastModifiedBy": "athompson",
        "status": "PENDING"
      }
    ]
  }
}
```

## Related Information

[SAP Business Accelerator Hub: WfRequest](#)

[Function Imports \[page 1481\]](#)

[Permission Settings \[page 551\]](#)

## 9.4.17.1.1 How do I access my assigned workflow requests?

Use the Todo entity to retrieve your assigned workflow requests. The Todo entity contains the list of tasks assigned to a user. You will find a workflow item in the following Todo task categories 14 (HRIS Employee Change Requests Category), 17 (Generic Object Category), 18 (Absence Management Category), 24 (IT Category), and 25 (Deductions Category).

### Tell me more

To retrieve the assigned workflow requests, you have to:

1. Run a Todo query for the relevant task category (14, 17, 18, 24, or 25)
2. Query your workflow for the relevant subjectId.

#### Run a Todo query for the relevant task category (14, 17, 18, 24, or 25)

For this example, we'll use the task category 14 (HRIS Employee Change Requests Category):

Sample Request `https://<Hostname>/odata/v2/Todo?$filter=categoryId eq '14'`

Sample Response

#### Sample Code

```
<m:properties>
<d:categoryId>14</d:categoryId>
<d:todos m:type="Bag(SFOData.ToDoBean)">
  <d:element>
    <d:categoryId>14</d:categoryId>
    <d:completedDate m:null="true" />
    <d:dueDate m:null="true" />
    <d:dueDateOffset m:type="Edm.Int32">0</d:dueDateOffset>
    <d:entries m:type="Bag(SFOData.ToDoEntry)">
      <d:element>
        <d:completedDate m:null="true" />
        <d:formDataId m:type="Edm.Int64">0</d:formDataId>
        <d:status m:type="Edm.Int32">2</d:status>
        <d:statusLabel>Active</d:statusLabel>
        <d:subjectFullName>New Hire , Tammy Aberts</d:subjectFullName>
        <d:subjectId>462</d:subjectId>
        <d:url>https://<hostname>/sf/hrisworkflowapprovalink?
workflowRequestId=V2-
ypU9 jRaxxzV2pyMHsQn1BQ%3D%3D&prevPage=HOME&company=ACE1321&username=admin</d:url>
      </d:element>
    </d:entries>
    <d:entryId m:type="Edm.Int32">20375</d:entryId>
    <d:name>Requests Waiting for My Approval</d:name>
    <d:status m:type="Edm.Int32">2</d:status>
    <d:statusLabel>Active</d:statusLabel>
    <d:stepDescAlt>Requests Waiting for My Approval</d:stepDescAlt>
    <d:todoItemId m:null="true" />
    <d:url m:null="true" />
  </d:element>
</d:todos>
```

```

</d:todos>
  <d:categoryLabel>Employee Change Requests</d:categoryLabel>
  <d:displayOrder m:type="Edm.Int32">14</d:displayOrder>
</m:properties>

```

Here you can see that there is one workflow item, subjectId 462, in the task category 14 (HRIS Employee Change Requests Category). Let's now look at our wfRequest query.

### Query your workflow for the relevant subjectId

Sample Request `https://<Hostname>/odata/v2/WfRequest?$filter=wfRequestId eq '462'&$format=JSON`

Sample Response

#### Sample Code

```

{
  "d": {
    "results": [
      {
        "__metadata": {
          "uri": "https://<hostname>/odata/v2/WfRequest(462L)",
          "type": "SFOData.WfRequest"
        },
        "wfRequestId": "462",
        "module": "HRIS",
        "status": "PENDING",
        "currentStepNum": 1,
        "lastModifiedDate": "/Date(1391090611000+0000)/",
        "lastModifiedOn": "/Date(1391072611000)/",
        "totalSteps": 1,

        "url": "https://<hostname>/sf/hrisworkflowapprovelink?workflowRequestId=V2-ypU9jRaxxzV2pyMHsQn1BQ%3D%3D&prevPage=HOME&company=ACE1321&username=admin",
        "reminderSentDate": null,
        "createdOn": "/Date(1330523150000)/",
        "createdBy": "admin",
        "createdDateTime": "/Date(1330541150000+0000)/",
        "lastModifiedBy": "admin",
        "parentWfRequestId": null,
        "workflowAllowedActionListNav": {
          "__deferred": {
            "uri": "https://<hostname>/odata/v2/WfRequest(462L)/workflowAllowedActionListNav"
          }
        },
        "wfRequestCommentsNav": {
          "__deferred": {
            "uri": "https://<hostname>/odata/v2/WfRequest(462L)/wfRequestCommentsNav"
          }
        },
        "parentWfRequestNav": {
          "__deferred": {
            "uri": "https://<hostname>/odata/v2/WfRequest(462L)/parentWfRequestNav"
          }
        },
        "wfRequestParticipatorNav": {
          "__deferred": {
            "uri": "https://<hostname>/odata/v2/WfRequest(462L)/wfRequestParticipatorNav"
          }
        }
      }
    ]
  }
}

```

```

        "wfRequestStepNav": {
            "__deferred": {
                "uri": "https://<hostname>/odata/v2/WfRequest(462L)/
wfRequestStepNav"
            }
        },
        "empWfRequestNav": {
            "__deferred": {
                "uri": "https://<hostname>/odata/v2/WfRequest(462L)/
empWfRequestNav"
            }
        }
    ]
}

```

You can use the URL in the response to access your workflow item on the UI.

### Note

We recommend that you use `ToDoEntryV2` instead of `ToDo`. The `ToDo` entity is user-centric and only returns the `ToDo`s for the API login user.

You can read up on the `ToDo` and `ToDoEntryV2` entities and what task categories are supported in [Related Information](#).

## Related Information

[ToDoEntryV2 \[page 348\]](#)

[ToDo \[page 341\]](#)

### 9.4.17.2 WfRequestComments

The `WfRequestComments` entity represents `WF_REQUEST_COMMENTS` table in the SAP SuccessFactors database. This entity stores comments created for a workflow. This includes information about the initiator of the comment and the time it was created.

This section lists only the properties and navigation properties that require special business logic, permission, or other additional information. For more information, refer to the API dictionary in [Admin Center](#) [API Center](#) [OData API Data Dictionary](#) or the API metadata using query: `https://<api-server>/odata/v2/<Entity>/$metadata`.



## Use Cases

API Call	Description
<code>https://&lt;api-server&gt;.com/odata/v2/WfRequestComments?\$filter=(actionType eq 'INITIATE' or actionType eq 'DECLINE') and createdBy eq 'admin'&amp;\$select=createdBy,actionType&amp;\$format=JSON</code>	Get all comments created by admin which have the action type initiate or decline

>

## Code Examples

```
{
  "d": {
    "results": [
      {
        "__metadata": {
          "uri": "https://<api-server>/odata/v2/WfRequestComments(46L)",
          "type": "SFOData.WfRequestComments"
        },
        "createdBy": "admin",
        "actionType": "INITIATE"
      }
    ]
  }
}
```

## Related Information

[SAP Business Accelerator Hub: WfRequestComments](#)  
[Permission Settings \[page 551\]](#)

### 9.4.17.3 WfRequestParticipant

The WfRequestParticipant entity represents WF\_REQUEST\_PARTICIPATOR table in the SAP SuccessFactors database. This entity stores information about users who contribute to a but do not have authorization to approve.

These participants are informed about the workflow or, depending on the participant type, can comment on the item.

## Supported Operations

Query

## Properties and Navigation Properties

This section lists only the properties and navigation properties that require special business logic, permission, or other additional information. For more information, refer to the API dictionary in [Admin Center](#) [API Center](#) [OData API Data Dictionary](#) or the API metadata using query: `https://<api-server>/odata/v2/<Entity>/$metadata`.

## Use Case: Retrieve Workflow Participants

Request Information

Operation	Query
HTTP Method	GET
URI	<code>http://&lt;api-server&gt;/odata/v2/WfRequestParticipator?\$top=1&amp;\$filter=actorType eq 'ROLE' &amp;\$select wfRequestParticipatorId, ownerId, actorType&amp;\$format=JSON</code>

## Response

### Sample Code

```
{
  "d": {
    "results": [
      {
        "__metadata": {
          "uri": "https://<api-server>/odata/v2/WfRequestParticipator(327L)",
          "type": "SFOData.WfRequestParticipator"
        },
        "wfRequestParticipatorId": "327",
        "relatedTo": null,
        "ownerId": "80295",
        "lastModifiedDateTime": "/Date(1471303354000+0000)/",
        "lastModifiedOn": "/Date(1471288954000)/",
      }
    ]
  }
}
```

```

    "participatorType": "CC_ROLE",
    "createdOn": "/Date(1471288954000)/",
    "wfRequestId": "1325",
    "actorType": "ROLE",
    "createdBy": "sfadmin",
    "processingOrder": "1",
    "createdDateTime": "/Date(1471303354000+0000)/",
    "lastModifiedBy": "sfadmin",
    "roleId": "EM",
    "dynamicGroupNav": {
      "__deferred": {
        "uri": "https://<api-server>/odata/v2/WfRequestParticipator(327L)/
dynamicGroupNav"
      }
    },
    "ownerNav": {
      "__deferred": {
        "uri": "https://<api-server>/odata/v2/WfRequestParticipator(327L)/
ownerNav"
      }
    },
    "positionNav": {
      "__deferred": {
        "uri": "https://<api-server>/odata/v2/WfRequestParticipator(327L)/
positionNav"
      }
    },
    "dynamicRoleNav": {
      "__deferred": {
        "uri": "https://<api-server>/odata/v2/WfRequestParticipator(327L)/
dynamicRoleNav"
      }
    }
  ]
}

```

## Related Information

[SAP Business Accelerator Hub: WfRequestParticipator](#)  
[Permission Settings \[page 551\]](#)

## 9.4.17.4 WfRequestStep

This entity contains data of the steps in a workflow.

### Supported Operations

Operation	Description
Query	You can query the information of a workflow step.

### Properties and Navigation Properties

This section lists only the properties and navigation properties that require special business logic, permission, or other additional information. For more information, refer to the API dictionary in [Admin Center](#) > [API Center](#) > [OData API Data Dictionary](#) or the API metadata using query: `https://<api-server>/odata/v2/<Entity>/$metadata`.

Property	Description
wfRequestStepId	Business key.
approverType	The type of the approver of the workflow step. For more information about workflow approvers, see <a href="#">Workflow Participant Types</a> .
role	This field contains a value only when <code>approverType</code> is "Role".
ownerId	If <code>approverType</code> is "Dynamic Group" or "Position", this field is null because this step has multiple owners.
actionType	Specify how approvers are allowed to change content of a workflow transaction: <ul style="list-style-type: none"><li>• <a href="#">No Edit</a> Approvers do not have in-flight editing capability.</li><li>• <a href="#">Edit with Route Change</a> Approvers can edit a workflow and the workflow route will be recalculated when they submit the request.</li><li>• <a href="#">Edit without Route Change</a> Approvers can edit a workflow but the workflow route will not be recalculated when they submit the request.</li><li>• <a href="#">Edit Attachments Only</a> Approver can only edit the attachments of the workflow.</li></ul>

Property	Description
relatedTo	<p>Determines the approver, based on attributes of the subject employee or data before or after the change. This field has two possible values, "Source" and "Target".</p> <p>For example, when an employee's position changes, the workflow may require the approval from the manager of the employee. Then <code>relatedTo</code> specifies:</p> <ul style="list-style-type: none"> <li><i>Source</i> The manager before the change</li> <li><i>Target</i> The new manager after the change</li> </ul> <div style="border: 1px solid #ccc; background-color: #f9f9f9; padding: 10px; margin-top: 10px;"> <p><b>Note</b></p> <p>If a data change does not involve a manager change, the approval requests will be sent to the same person.</p> </div> <p>For more information about this property, see <a href="#">Creating an Individual Workflow</a>.</p>

## Use Case: Querying Completed Workflow Steps by Creator and Owner

### Request

Operation	Query
HTTP Method	GET
URI	<pre>https://&lt;API-Server&gt;/odata/v2/WfRequestStep?\$filter=createdBy eq 'cgrant1' and ownerId eq 'cgrant1' and status eq 'COMPLETED'&amp;\$select=wfRequestStepId,stepNum,ownerId,approverType&amp;\$format=JSON</pre>

### Response

```
{
  "d": {
    "results": [
      {
        "__metadata": {
          "uri": "https://<API-Server>/odata/v2/WfRequestStep(1L)",
          "type": "SFOData.WfRequestStep"
        },
        "wfRequestStepId": "1",
        "stepNum": "1",
        "approverType": "ROLE",
        "ownerId": "cgrant1"
      }
    ]
  }
}
```

```
}
```

## Related Information

[SAP Business Accelerator Hub: WfRequestStep](#)  
[Permission Settings \[page 551\]](#)

### 9.4.17.5 WfRequestUIData

This entity enables you to query the workflow data displayed on the Workflow Details page. You cannot query this entity on its own. You can only query the entity as a navigation property through other entities, for example, `TodoEntryV2`.

## Supported Operations

Operation	Description
Query	Query operation is only possible when this entity is used as a navigation property under <code>WfRequest</code> entity, including its equivalent navigation property <code>wfRequestNav</code> . For example, you can query the corresponding workflow request data through <code>TodoEntryV2</code> by expanding its navigation properties: <code>\$expand=wfRequestNav/wfRequestUINav</code> .

## Properties

This section lists only the properties and navigation properties that require special business logic, permission, or other additional information. For more information, refer to the API dictionary in [Admin Center](#) [API Center](#) [OData API Data Dictionary](#) or the API metadata using query: `https://<api-server>/odata/v2/<Entity>/$metadata`.

Property	Description
<code>wfRequestId</code>	Id of the corresponding workflow request.
<code>operateUserName</code>	Name of the person who operated on the request.
<code>operateUserId</code>	userId of the person who operated on the request.
<code>subjectUserName</code>	Name of the person who is the subject of the request.

Property	Description
subjectUserId	userId of the person who is the subject of the request.
isObjectBase	Indicates whether the workflow is based on an MDF object.
objectType	Name of the MDF object the workflow is based on.
deeplink	A deep link to the workflow details page of the request.
todoSubjectLine	A description for the related to-do item.
operateType	Type of operation performed on the request.
actions	Possible actions for the workflow request. Note that the action is only available for the designated user in the workflow.

## Use Case 1: Querying the Workflow Details of a To-Do Item

In this example, we try to query the to-do item **623M** and expand to its workflow request, and then further expands the wfRequestUINav navigation property to fetch the UI data.

### Request

Operation	Query
HTTP Method	GET
URI	<code>https://&lt;hostname&gt;/odata/v2/ToDoEntryV2(623M)?\$format=JSON&amp;\$expand=wfRequestNav/wfRequestUINav</code>
Headers	Authorization: Basic <Base 64 encoded ("user@company:password")>

### Response

```
{
  "d": {
    "__metadata": {
      "uri": "https://<hostname>/odata/v2/ToDoEntryV2(623M)",
      "type": "SFOData.ToDoEntryV2"
    },
    "todoEntryId": "623",
    "lastModifiedDateTime": "/Date(1500336000000+0000)/",
    "dueDate": null,
    "todoEntryName": "Requests Waiting for My Approval",
    "categoryLabel": "Employee Change Requests",
    "completedDateTime": null,
    "mobileLinkUrl": null,
    "subjectId": "162",
    "createdDate": "/Date(1500336000000+0000)/",
    "linkUrl": null,
    "formDataId": null,
    "categoryId": "14",
    "status": 2,
    "userNav": {
      "__deferred": {
        "uri": "https://<hostname>/odata/v2/ToDoEntryV2(623M)/userNav"
      }
    }
  },
}
```

```

    "recruitingJobOfferNav": {
      "__deferred": {
        "uri": "https://<hostname>/odata/v2/ToDoEntryV2(623M)/
recruitingJobOfferNav"
      }
    },
    "formContentNav": {
      "__deferred": {
        "uri": "https://<hostname>/odata/v2/ToDoEntryV2(623M)/
formContentNav"
      }
    },
    "wfRequestNav": {
      "__metadata": {
        "uri": "https://<hostname>/odata/v2/WfRequest(162L)",
        "type": "SFOData.WfRequest"
      },
      "wfRequestId": "162",
      "lastModifiedDate": "/Date(1500419437000+0000)/",
      "lastModifiedBy": "80286",
      "module": "HRIS",
      "reminderSentDate": null,
      "totalSteps": 1,
      "createdDateTime": "/Date(1500419436000+0000)/",
      "createdOn": "/Date(1500419436000)/",

"url": "https://<hostname>/sf/hrisworkflowapprovalink?workflowRequestId=V2-
zoaBl%2FCOi7125QbQbbpfgw%3D%3D&prevPage=HOME&company=BESTRUN&username=userabc",
      "lastModifiedOn": "/Date(1500419437000)/",
      "parentWfRequestId": null,
      "createdBy": "80286",
      "currentStepNum": 1,
      "status": "PENDING",
      "wfRequestUINav": {
        "__metadata": {
          "uri": "https://<hostname>/odata/v2/WfRequestUIData(162L)",
          "type": "SFOData.WfRequestUIData"
        },
        "wfRequestId": "162",
        "businessUnit": "MC Automotive(MC_AUTO)",
        "isEffectiveDateType": true,
        "isObjectBase": false,
        "assigneeUserId": null,
        "operateUserName": "April Kennedy",
        "assigneeUserName": null,
        "jobTitle": "MC Production Operator(MC_ProdOp)",
        "legalEntity": "Model Company 2 US(1710)",
        "objectType": null,
        "division": "MC Automotive Production(MC_AP)",
        "receivedOn": null,
        "department": "MC Auto Component Production US(MC_US_CP)",
        "costCenter": "MC Auto Production US(MC_100021)",

"deeplink": "https://<hostname>/sf/hrisworkflowapprovalink?workflowRequestId=V2-
zoaBl%2FCOi7125QbQbbpfgw%3D%3D&prevPage=HOME&company=BESTRUN&username=userabc",
        "todoSubjectLine": "Term - Probation Failed , Scott Leiter",
        "operateType": "Initiated",
        "subjectUserId": "80290",
        "changedData": null,
        "eventReason": "Term - Probation Failed",
        "actionType": null,
        "isAssigned": false,
        "operateUserId": "80286",
        "objectName": null,
        "location": "Detroit Plant US",
        "actions": "[{\\"action\\":\\"approve\\"}]",
        "operateDate": "July 18, 2017",
        "effectiveDate": "August 1, 2017",

```





## Properties and Navigation Properties

This section lists only the properties and navigation properties that require special business logic, permission, or other additional information. For more information, refer to the API dictionary in [Admin Center](#) [API Center](#) [OData API Data Dictionary](#) or the API metadata using query: `https://<api-server>/odata/v2/<Entity>/$metadata`.

## Use Case: Retrieve Allowed Actions for a User

With this query, you're expanding the workflowAllowedAction list to see what actions a consumer can perform on workflow items that do not have the status completed and have been created by the user, User ID.

### Request

Operation	Query
HTTP Method	GET
URI	<code>https://&lt;api-server&gt;/odata/v2/WfRequest?\$filter=status+ne+'COMPLETED'+and+createdBy+eq+'&lt;User ID&gt;'&amp;\$expand=workflowAllowedActionListNav, wfRequestStepNav&amp;\$format=JSON</code>

### Response

```
workflowAllowedActionListNav: {
  results: [1]
  0: {
    __metadata: {
      uri: "https://<hostname.com>/odata/v2/
WorkflowAllowedActionList(1563L)"
      type: "SFOData.WorkflowAllowedActionList"
    }-
    wfRequestId: "1563"
    allowResubmit: false
    allowReject: false
    allowDelegateGrant: false
    allowDelegateDecline: false
    allowApprove: false
    allowWithdraw: true
    allowSendback: false
    allowPostComment: true
    allowUpdateRequest: false
    allowDelegateRevoke: false
  }-
-
}
```

## Related Information

[SAP Business Accelerator Hub: WorkflowAllowedActionList](#)

## 9.4.17.7 AutoDelegateConfig

This entity contains the workflow auto delegation configuration of a specified user.

### Supported Operations

Operation	Description
Query	Queries the auto delegation configuration of a specified user
Upsert	If the record doesn't exist, the operation creates a record; if the record already exists, the operation updates it.
Insert	Creates an auto delegation configuration for a specified user
Merge	Updates the properties specified in the request and keeps value of other properties unchanged
Replace	Updates the properties specified in the request and clears value of other nonrequired properties
Delete	Deletes the auto delegation configuration of a specified user

### Parameters

Parameter	Data Type	Required/Optional	Description
delegator	String	Required	A string that uniquely identifies a user whose auto delegation configuration you want to operate on
delegationStatus	String	Required	A string that indicates whether the delegator's auto delegation feature is set ON or OFF
startTime	datetimeoffset	Optional	The time from which auto delegation should be effective
endTime	datetimeoffset	Optional	The time after which auto delegation should be turned off
optimisticLockUUID	String	Optional	Version number of an existing record. We don't recommend that you add this parameter to the payload when you update or create a record.

Parameter	Data Type	Required/Optional	Description
autoDelegateDetails	AutoDelegateDetail	Optional	An array that contains all delegates of a specific delegator

## Use Case 1: Querying the auto delegation configuration of user vicky

### Request

Operation	Query
HTTP Method	GET
URI	https://<API-Server>/odata/v2/AutoDelegateConfig('vicky')?\$format=json

### Response

```
{
  "d": {
    "__metadata": {
      "uri": "https://<API-Server>/odata/v2/AutoDelegateConfig('vicky')",
      "type": "SFOData.AutoDelegateConfig"
    },
    "delegator": "vicky",
    "lastModifiedDate": "/Date(1598001489000+0000)/",
    "mdfSystemEffectiveEndDate": "/Date(25340221440000)/",
    "createdDateTime": "/Date(1571041761000+0000)/",
    "mdfSystemVersionId": null,
    "mdfSystemEffectiveStartDate": "/Date(-220898880000)/",
    "mdfSystemStatus": "A",
    "mdfSystemEntityId": "71B3342E4FB947A2A3CB8C22B483D6B3",
    "startTime": "/Date(1597881600000+0000)/",
    "mdfSystemObjectType": "AutoDelegateConfig",
    "lastModifiedDate": "/Date(1598001489000)/",
    "lastModifiedBy": "admin",
    "lastModifiedDateWithTZ": "/Date(1598001489000+0000)/",
    "mdfSystemRecordStatus": "N",
    "mdfSystemTransactionSequence": "1",
    "delegationStatus": "ON",
    "optimisticLockUUID": "098E1D42B2B341B091AFC93327A2EC78",
    "createdDate": "/Date(1571041761000)/",
    "createdBy": "admin",
    "mdfSystemRecordId": "DEC52B0ED6244BACA7E8A76795C7128D",
    "endTime": "/Date(1598486400000+0000)/",
    "mdfSystemStatusNav": {
      "__deferred": {
        "uri": "https://<API-Server>/odata/v2/AutoDelegateConfig('vicky')/mdfSystemStatusNav"
      }
    },
    "createdByNav": {
      "__deferred": {
        "uri": "https://<API-Server>/odata/v2/AutoDelegateConfig('vicky')/createdByNav"
      }
    },
    "delegatorNav": {
      "__deferred": {

```



```

    },
    "externalCode": "f913dfa4044e4776a7ca191b8d818bcc",
    "AutoDelegateConfig_delegator": "testempl",
    "alwaysOn": true,
    "delegatee": "testemp5",
    "status": "ON",
    "statusNav": {
      "__deferred": {
        "uri": "https://<API-Server>/odata/v2/
AutoDelegateDetail(AutoDelegateConfig_delegator='testempl',externalCode='f913dfa4044
e4776a7ca191b8d818bcc')/statusNav"
      }
    },
    "delegateeNav": {
      "__deferred": {
        "uri": "https://<API-Server>/odata/v2/
AutoDelegateDetail(AutoDelegateConfig_delegator='testempl',externalCode='f913dfa4044
e4776a7ca191b8d818bcc')/delegateeNav"
      }
    }
  }
]
}
}

```

### Use Case 3: Updating the auto delegation configuration of user vicky to set delegation status as OFF

#### Request

Operation	Upsert
HTTP Method	POST
URI	https://<API-Server>/odata/v2/upsert?\$format=json
Payload	<pre> {   "__metadata":{     "uri":"AutoDelegateConfig('vicky')"}   ,   "delegationStatus": "OFF" } </pre>

#### Response

```

{
  "d": [
    {
      "key": "AutoDelegateConfig/delegator=vicky",
      "status": "OK",
      "editStatus": "UPsertED",
      "message": null,
      "index": 0,
      "httpCode": 200,
      "inlineResults": null
    }
  ]
}

```

```
}
```

## Use Case 4: Creating an auto delegation configuration for user vicky

### Request

Operation	Insert
HTTP Method	POST
URI	https://<API-Server>/odata/v2/AutoDelegateConfig? \$format=json
Payload	<pre>{   "delegator": "vicky",   "startTime": null,   "delegationStatus": "ON",   "endTime": null,   "autoDelegateDetails":     [{       "alwaysOn": true,       "delegatee": "testemp5",       "status": "ON"     }] }</pre>

### Response

```
{
  "d": {
    "__metadata": {
      "uri": "https://<API-Server>/odata/v2/AutoDelegateConfig('vicky')",
      "type": "SFOData.AutoDelegateConfig"
    },
    "startTime": null,
    "delegationStatus": "ON",
    "endTime": null,
    "delegator": "vicky",
    "autoDelegateDetails": {
      "__metadata": {
        "uri": "https://<API-Server>/odata/v2/AutoDelegateDetail???",
        "type": "SFOData.AutoDelegateDetail"
      },
      "alwaysOn": true,
      "delegatee": "testemp5",
      "status": "ON"
    }
  }
}
```

## Use Case 5: Updating the auto delegation configuration of user vicky to set delegation status as OFF and keep values of other fields unchanged

### Request

Operation	Merge
HTTP Method	POST Header: X-HTTP-Method= MERGE
URI	https://<API-Server>/odata/v2/AutoDelegateConfig('vicky')?\$format=json
Payload	<pre>{   "delegationStatus": "OFF" }</pre>

### Response

## Use Case 6: Updating the auto delegation configuration of user vicky to set delegation status as OFF and clear values of other fields

### Request

Operation	Replace
HTTP Method	PUT
URI	https://<API-Server>/odata/v2/AutoDelegateConfig('vicky')?\$format=json
Payload	<pre>{   "delegationStatus": "OFF" }</pre>

### Response

## Use Case 7: Deleting the auto delegation configuration of user vicky



## Request

Operation	Delete
HTTP Method	DELETE
URI	<code>https://&lt;API-Server&gt;/odata/v2/AutoDelegateConfig('vicky')</code>

## Response



## Error Codes

Error	Description
NotFoundException	AutoDelegateConfig with key ('user') not found!
The error occurs when delegationStatus is assigned "null" as value.	delegationStatus is a required field/association in Object Auto-DelegateConfig.
The error occurs when start time is greater than end time or end time is a past time.	Enter a start time that is before the end time. Enter a future time as the end time.
This error occurs when you update a record and specify an optimisticLockUUID other than the existing record's optimisticLockUUID.	Your changes for AutoDelegateConfig data conflict with those made concurrently by another user. Please refresh and resubmit your changes.
COE_MISSING_REQUIRED_PROPERTIES	Please add required properties in payload. Required property delegationStatus is missing. You can check which properties are required for an entity in Admin Center > OData API Data Dictionary or the entity metadata.  delegationStatus should be either ON or OFF when you create the auto delegation configuration.
COE_GENERAL_BAD_REQUEST	Enter a start time that is before the end time. Enter a future time as the end time.
COE_GENERAL_BAD_REQUEST	Delegatee is required.
COE_GENERAL_BAD_REQUEST	Record '(delegator=user)' of type 'AutoDelegateConfig' already exists.
COE_GENERAL_BAD_REQUEST	delegationStatus is a required field/association in Object Auto Delegate Config.
COE_GENERAL_BAD_REQUEST	Enter a start time that is before the end time. Enter a future time as the end time.
COE_MISSING_REQUIRED_PROPERTIES	Please add required properties in payload. Required property delegationStatus is missing. You can check which properties are required for an entity in Admin Center > OData API Data Dictionary or the entity metadata.

Error	Description
COE_GENERAL_BAD_REQUEST	Enter a start time that is before the end time. Enter a future time as the end time.
COE_RECORD_NOT_FOUND	Record for entity AutoDelegateConfig with key AutoDelegateConfig/delegator='user' does not exist. Please check the key value.

## Related Information

[SAP Business Accelerator Hub: AutoDelegateConfig](#) 

### 9.4.17.8 AutoDelegateDetail

This entity contains delegatee details of the workflow auto delegation configuration of a specified user.

## Supported Operations

Using the `Delete` operation of this entity may result in unexpected errors. For most cases, we recommend that customers use the `AutoDelegateConfig` entity instead.

Operation	Description
Query	Queries delegatees of a specific user
Upsert	If the record doesn't exist, the operation creates a record; if the record already exists, the operation updates it.
Insert	Creates a delegatee for a specified user
Merge	Updates the properties specified in the request and keeps value of other properties unchanged
Replace	Updates the properties specified in the request and clears value of other nonrequired properties
Delete	This operation is NOT recommended.

## Parameters

Parameter	Data Type	Required/Optional	Description
AutoDelegateConfig_delegate	String	Required	A string that uniquely identifies a user whose auto delegation configuration you want to operate on
status	String	Optional	Can be any of the following values: <ul style="list-style-type: none"><li>• ON: The auto delegation request has been accepted. For a delegatee to be active, its status should be ON and alwaysOn true.</li><li>• OFF: The delegatee isn't active.</li><li>• PENDING: The <i>Allow Delegatees to Accept or Reject a Workflow Delegation Request</i> option is enabled and there is an auto delegation request awaiting response.</li><li>• REJECTED: The auto delegation request has been rejected.</li><li>• NONE: None of the above values are assigned.</li></ul>
alwaysOn	Bool	Optional	It's used together with status to determine whether a delegatee is an active delegatee.
delegatee	String	Required	Delegatee

## Use Case 1: Querying all delegatees of user testemp1

This use case demonstrates how to retrieve all delegatees of a user through `AutoDelegateConfig`, instead of `AutoDelegateDetail`. This is a recommended practice.

### Request

Operation                      Query

HTTP Method	GET
URI	https://<API-Server>/odata/v2/ AutoDelegateConfig('testemp1')/autoDelegateDetails

## Response

```
{
  "d": {
    "results": [
      {
        "__metadata": {
          "uri": "https://<API-Server>/odata/v2/  
AutoDelegateDetail(AutoDelegateConfig_delegator='testemp1',externalCode='f913dfa4044  
e4776a7ca191b8d818bcc')",
          "type": "SFOData.AutoDelegateDetail"
        },
        "externalCode": "f913dfa4044e4776a7ca191b8d818bcc",
        "AutoDelegateConfig_delegator": "testemp1",
        "alwaysOn": true,
        "delegatee": "testemp5",
        "status": "ON",
        "statusNav": {
          "__deferred": {
            "uri": "https://<API-Server>/odata/v2/  
AutoDelegateDetail(AutoDelegateConfig_delegator='testemp1',externalCode='f913dfa4044  
e4776a7ca191b8d818bcc')/statusNav"
          }
        },
        "delegateeNav": {
          "__deferred": {
            "uri": "https://<API-Server>/odata/v2/  
AutoDelegateDetail(AutoDelegateConfig_delegator='testemp1',externalCode='f913dfa4044  
e4776a7ca191b8d818bcc')/delegateeNav"
          }
        }
      }
    ]
  }
}
```

## Use Case 2: Querying all delegates of user testemp1

This use case demonstrates how to retrieve all delegates of a user through `AutoDelegateDetail`. We recommend that you use `AutoDelegateConfig` instead, as shown in Use Case 1.

### Request

Operation	Query
HTTP Method	GET
URI	https://<API-Server>/odata/v2/ AutoDelegateDetail(AutoDelegateConfig_delegator='testemp1', externalCode='f913dfa4044e4776a7ca191b8d818bcc')

## Response

```
{
  "d": {
    "__metadata": {
      "uri": "https://<API-Server>/odata/v2/
AutoDelegateDetail(AutoDelegateConfig_delegator='testemp1',externalCode='f913dfa4044
e4776a7ca191b8d818bcc')",
      "type": "SFOData.AutoDelegateDetail"
    },
    "externalCode": "f913dfa4044e4776a7ca191b8d818bcc",
    "AutoDelegateConfig_delegator": "testemp1",
    "alwaysOn": true,
    "delegatee": "testemp5",
    "status": "ON",
    "statusNav": {
      "__deferred": {
        "uri": "https://<API-Server>/odata/v2/
AutoDelegateDetail(AutoDelegateConfig_delegator='testemp1',externalCode='f913dfa4044
e4776a7ca191b8d818bcc')/statusNav"
      }
    },
    "delegateeNav": {
      "__deferred": {
        "uri": "https://<API-Server>/odata/v2/
AutoDelegateDetail(AutoDelegateConfig_delegator='testemp1',externalCode='f913dfa4044
e4776a7ca191b8d818bcc')/delegateeNav"
      }
    }
  }
}
```

## Use Case 3: Changing the active delegatee to 'testemp3' for user testemp1

### Request

Operation	Upsert
HTTP Method	POST
URI	https://<API-Server>/odata/v2/upsert?\$format=json
Payload	<pre>{   "__metadata": {     "uri": "AutoDelegateDetail(AutoDelegateConfig_delegator=' testemp1',externalCode='f913dfa4044e4776a7ca191b8d818bcc ')"   },   "delegatee": "testemp3" }</pre>

### Response

```
{
  "d": [
    {
```

```

"key": "AutoDelegateDetail/AutoDelegateConfig_delegator=testemp1,AutoDelegateDetail/
externalCode=f913dfa4044e4776a7ca191b8d818bcc",
  "status": "OK",
  "editStatus": "UPSERTEED",
  "message": null,
  "index": 0,
  "httpCode": 200,
  "inlineResults": null
}
]
}

```

## Use Case 4: Changing the active delegatee for user testemp1 and keeping values of other fields unchanged

### Request

Operation	Merge
HTTP Method	POST Header: X-HTTP-Method= MERGE
URI	https://<API-Server>/odata/v2/ AutoDelegateDetail(AutoDelegateConfig_delegator='testemp1', externalCode=' f913dfa4044e4776a7ca191b8d818bcc')
Payload	<pre> {   "delegatee": "testemp5" } </pre>

### Response

## Error Codes

Error	Description
NotFoundException	AutoDelegateDetail with key (AutoDelegateConfig_delegator='user', externalCode='UUID') not found!
The externalCode used when upserting already exists.	The delegation setup must be unique.
The status was set to "Pending" or "Rejected".	To save this auto delegation configuration, set the status to a value other than "Pending" or "Rejected".
COE_GENERAL_BAD_REQUEST	The delegation setup must be unique.
COE_GENERAL_BAD_REQUEST	To save this auto delegation configuration, set the status to a value other than "Pending" or "Rejected".
COE_GENERAL_BAD_REQUEST	Delegatee is required.

## Related Information

[SAP Business Accelerator Hub: AutoDelegateDetail](#)

### 9.4.17.9 MyPendingWorkflow

This entity enables you to query all completed workflow requests of which the current login user is a CC user; and all pending and sent-back workflow requests of which the current login user is a contributor.

#### Supported Operations

Operation	Description
Query	Queries all completed workflow requests of which the current login user is a CC user; and all pending and sent-back workflow requests of which the current login user is a contributor

#### Use Case 1: Querying all completed, pending, and sent-back workflow requests

In this use case, we try to query all completed workflow requests of which the current login user is a CC user; and all pending and sent-back workflow requests of which the current login user is a contributor.

#### Request

Operation	Query
HTTP Method	GET
URI	<code>https://&lt;API-Server&gt;/odata/v2/MyPendingWorkflow?\$format=json</code>

#### Response

```
{
  "d": {
    "results": [
      {
        "__metadata": {
          "uri": "https://<API-Server>/odata/v2/MyPendingWorkflow('V2-HbJs6b5CpgRbjfs%252FB6ByZA%253D%253D')",
          "type": "SFOData.MyPendingWorkflow"
        },
        "wfRequestId": "V2-HbJs6b5CpgRbjfs%252FB6ByZA%3D%3D",
        "subject": "Personal Information change for Alice Fong - effective 09/10/2019",
        "url": "http://<hostname>/sf/hrisworkflowapprove/link?workflowRequestId=V2-
```

```

HbJs6b5CpgRbjfs%2FB6ByZA%3D%3D&prevPage=PENDING_REQ&prevLocation=/xi/ui/ect/
pages/pendingWorkflows/pendingWorkflowV12.xhtml?
selected_user=cgrant&company=BIZXTEST&username=cgrant",
    "desc": "Re-initiated by Karl King on 06/22/2020"
  },
  {
    "__metadata": {
      "uri": "https://<API-Server>/odata/v2/MyPendingWorkflow('V2-
fZTHFa3VUSmYo531b5iHxQ%253D%253D')",
      "type": "SFOData.MyPendingWorkflow"
    },
    "wfRequestId": "V2-fZTHFa3VUSmYo531b5iHxQ%3D%3D",
    "subject": "Personal Information change for Alice Fong - effective
10/29/2019",
    "url": "http://<hostname>/sf/hrisworkflowapprovelink?workflowRequestId=V2-
fZTHFa3VUSmYo531b5iHxQ%3D%3D&prevPage=PENDING_REQ&prevLocation=/xi/ui/ect/
pages/pendingWorkflows/pendingWorkflowV12.xhtml?
selected_user=cgrant&company=BIZXTEST&username=cgrant",
    "desc": "Initiated by Karl King on 10/29/2019"
  },
  {
    "__metadata": {
      "uri": "https://<API-Server>/odata/v2/MyPendingWorkflow('V2-
Jx2TNUYUpevF0qD1Jb%252F0qw%253D%253D')",
      "type": "SFOData.MyPendingWorkflow"
    },
    "wfRequestId": "V2-Jx2TNUYUpevF0qD1Jb%2F0qw%3D%3D",
    "subject": "Personal Information change for Alice Fong - effective
09/27/2019",
    "url": "http://<hostname>/sf/hrisworkflowapprovelink?workflowRequestId=V2-
Jx2TNUYUpevF0qD1Jb%2F0qw%3D%3D&prevPage=PENDING_REQ&prevLocation=/xi/ui/ect/
pages/pendingWorkflows/pendingWorkflowV12.xhtml?
selected_user=cgrant&company=BIZXTEST&username=cgrant",
    "desc": "Initiated by Karl King on 09/27/2019"
  }
]
}
}

```

## Related Information

[SAP Business Accelerator Hub: MyPendingWorkflow](#) 



## 9.4.17.10 Function Imports

A list of function imports for processing workflow data.

### 9.4.17.10.1 approveWfRequest

Lets you approve a workflow request assuming that you have authorization to approve the next step in the workflow as described in the topic WorkflowAllowedActionList.

#### Supported Operations

HTTP Method: POST

Return Type: collection (WfRequestActionResponse)

Support Payload: false

#### Parameters

Parameter	Type	Description
wfRequestID	Long	A number, ending with L, that uniquely identifies the workflow request
comment	String	A note for extra information about the workflow item

#### Use Case: Approve a Workflow Request

##### Request

HTTP Method	POST
URI	https://<api-server>/odata/v2/ approveWfRequest?wfRequestId=1234L

##### Response

```
<d:WfRequestActionResponse>  
  <d:element m:type="SFOData.WfRequestActionResponse">  
    <d:status>success</d:status>  
    <d:wfRequestId m:type="Edm.Int64">1234L</d:wfRequestId>  
  </d:element>  
</d:WfRequestActionResponse>
```

## Error Codes

Error Code	Description
COE_GENERAL_BAD_REQUEST	Message will tell you if the error is due to lack of user authorization or if there is an issue with the workflow itself.

### 9.4.17.10.2 commentWfRequest

Lets you comment a workflow request and send email notifications, provided that you have authorization in the WorkflowAllowedActionList. Notifications are sent to previous step approvers, current step approvers, contributors, and the initiator.

### Supported Operations

HTTP Method: POST

Return Type: collection (WfRequestActionResponse)

Support Payload: false

### Parameters

Parameter	Description	Type
wfRequestID	A number, ending with L, that uniquely identifies the workflow request	Long
comment	A note for extra information about the workflow item	String

### Use Case: Comment a Workflow Request

#### Request

HTTP Method	POST
URI	<code>https://&lt;api-server&gt;/odata/v2/commentWfRequest?wfRequestId=1234L&amp;comment=' test '</code>

## Response

```
<d:WfRequestActionResponse>
  <d:element m:type="SFOData.WfRequestActionResponse">
    <d:status>success</d:status>
    <d:wfRequestId m:type="Edm.Int64">1563</d:wfRequestId>
  </d:element>
</d:WfRequestActionResponse>
```

## Error Codes

Error Code	Description
COE_GENERAL_BAD_REQUEST	Message will tell you if the error is due to lack of user authorization or if there's an issue with the workflow itself.

### 9.4.17.10.3 rejectWfRequest

This function import enables you to reject a workflow request assuming that you have authorization in `WorkflowAllowedActionList`, or you are a workflow admin user. To be a workflow admin, you need to have the role-based permission from [Manage Workflows](#) > [Manage Workflow Requests](#).

## Supported Operations

HTTP Method: POST

Return Type: collection (WfRequestActionResponse)

Support Payload: false

## Parameters

Parameter	Description	Type
wfRequestId	A number, ending with L, that uniquely identifies the workflow request	Long
comment	A note for extra information about the workflow item	String

## Use Case: Reject a Workflow Request

### Request

HTTP Method	POST
URI	https://<api-server>/odata/v2/ rejectWfRequest?wfRequestId=1234L

### Response

```
<d:WfRequestActionResponse>  
  <d:element m:type="SFOData.WfRequestActionResponse">  
    <d:status>success</d:status>  
    <d:wfRequestId m:type="Edm.Int64">1234L</d:wfRequestId>  
  </d:element>  
</d:WfRequestActionResponse>
```

### Error Codes

Error Code	Description
COE_GENERAL_BAD_REQUEST	Message will tell you if the error is due to lack of user authorization or if there is an issue with the workflow itself.

## 9.4.17.10.4 sendbackWfRequest

Lets you send back a workflow request assuming that you have authorization in the WorkflowAllowedActionList.

### Supported Operations

HTTP Method: POST

Return Type: collection (WfRequestActionResponse)

Support Payload: false

## Parameters

Parameter	Description	Type
wfRequestID	A number, ending with L, that uniquely identifies the workflow request	Long
comment	A note for extra information about the workflow item	String

## Use Case: Send Back a Workflow Request

### Request

HTTP Method	POST
URI	<code>https://&lt;api-server&gt;/odata/v2/sendbackWfRequest?wfRequestId=1234L</code>

### Response

```
<d:WfRequestActionResponse>
  <d:element m:type="SFOData.WfRequestActionResponse">
    <d:status>success</d:status>
    <d:wfRequestId m:type="Edm.Int64">1234L</d:wfRequestId>
  </d:element>
</d:WfRequestActionResponse>
```

## Error Codes

Error Code	Description
COE_GENERAL_BAD_REQUEST	Message will tell you if the error is due to lack of user authorization or if there is an issue with the workflow itself.

## 9.4.17.10.5 withdrawWfRequest

Lets you withdraw a workflow request assuming that you have authorization in the WorkflowAllowedActionList.

### Supported Operations

HTTP Method: POST

Return Type: collection (WfRequestActionResponse)

Support Payload: false

## Parameters

Parameter	Description	Type
wfRequestID	A number, ending with L, that uniquely identifies the workflow request	Long
comment	A note for extra information about the workflow item	String

## Use Case: Withdraw a Workflow Request

### Request

HTTP Method	POST
URI	<code>https://&lt;api-server&gt;/odata/v2/withdrawWfRequest?wfRequestId=1234L</code>

### Response

```
<d:WfRequestActionResponse>  
  <d:element m:type="SFOData.WfRequestActionResponse">  
    <d:status>success</d:status>  
    <d:wfRequestId m:type="Edm.Int64">1234L</d:wfRequestId>  
  </d:element>  
</d:WfRequestActionResponse>
```

## Error Codes

Error Code	Description
COE_GENERAL_BAD_REQUEST	Message will tell you if the error is due to lack of user authorization or if there is an issue with the workflow itself.

## 9.4.17.10.6 getWorkflowPendingData

You can use getWorkflowPendingData to query the changed data in a workflow that is not yet approved or rejected, as well as fully completed.

### Note

As of Q2 2019, the getWorkflowPendingData API is converted from Beta to Public. If you are using the Beta version, please change the endpoint URL.

This API supports entities that are in the label: value pair format. Refer to the following list for the supported entities:

- EmpCompensation
- EmpEmployment
- EmpGlobalAssignment
- EmpJob

### Note

For EmpJob, the DirectReportee, Reportee, Deactivate, and TimeBalanceSection attributes are not supported, because they do not have corresponding HRIS elements.

- EmpPensionPayout
- FOPayComponentGroup
- PerAddress
- PerGlobalInfo
- PerPerson
- PerPersonal
- PerPersonRelationship

The following entities are not supported, because there are multiple fields for each record:

- EmpJobRelationships
- EmpPayCompNonRecurring
- EmpPayCompRecurring
- EmpWorkPermit
- PerNationalId

### Permissions

You have the [Employee Central API > Read Permission on All Employee Central HRIS OData Entities](#) permission.

### Supported Operations

HTTP Method: POST

Return Type: collection (WfRequestPendingDataResponse)

Support Payload: false

## Properties

Property	Description
fieldId	The ids of HrisElementField for only the work permit group and national id group of ESS workflow. For other groups, the value is null.
id	The HrisElementField id.
label	The HrisElementField label.
newValue	The new value.
oldValue	The original value.
payComponents	The value is not null only when the workflow involves compensation amount change.
type	For label: value pair change set, the value is null. For grid type of data, which means the data format is a table, the value is "grid".
title	The change set group title, which is the same as displayed in UI.
entityName	The OData entity name, which is the same as displayed in the Metadata file.
fieldName	The OData property name, which is the same as displayed in the Metadata file.

## Parameters

Parameter	Description	Type	Required
wfRequestID	A number, ending with L, that uniquely identifies the workflow request	Long	Yes

## Use Case: Get the pending data of a workflow request

Get the pending data of the workflow request <your\_wfRequestID>, for example, 2621L

### Sample Request

HTTP Method	POST
URI	http://<hostname>/odata/v2/beta/getWorkflowPending-Data?wfRequestId=2621L

### Response

```
{
```



```

"d": [{
  "wfRequestId": "2621",
  "workflowAttributeGroups": {
    "results": [{
      "changeSet": {
        "results": [{
          "changeSet": {
            "results": []
          },
          "entityName": "EmpGlobalAssignment",
          "fieldId": null,
          "fieldName": "assignmentType",
          "id": "assignment-type",
          "label": "Assignment Type",
          "newValue": "Short-term assignment",
          "oldValue": null,
          "payComponents": null,
          "type": null
        }
      ]
    },
    "groups": {
      "results": [{
        "changeSet": {
          "results": []
        },
        "inlineGroups": {
          "results": [{
            "changeSet": {
              "results": [{
                "changeSet": {
                  "results": []
                },
                "entityName": "EmpJob",
                "fieldId": null,
                "fieldName": "company",
                "id": "company",
                "label": "Company",
                "newValue": "Ace Australia (ACE_AUS)",
                "oldValue": "",
                "payComponents": null,
                "type": null
              }
            ]
          }
        ],
        "subChangeSetGroups": {
          "results": []
        },
        "title": "Organizational Information"
      }...]
    },
    "subChangeSetGroups": {
      "results": []
    },
    "title": "Job Info "
  },
  {
    "changeSet": {
      "results": []
    },
    "inlineGroups": {
      "results": [{
        "changeSet": {
          "results": [{
            "changeSet": {
              "results": []
            },
            "entityName": "EmpJobRelationships",
            "fieldId": null,
            "fieldName": null,

```







Parameter	Data Type	Required/Optional	Description
editTransaction	String	Optional	<p>A string that indicates the new Edit Transaction type. Leave it empty to keep the current status. Possible values are:</p> <ul style="list-style-type: none"> <li>• NO_EDIT: Approvers do not have in-flight editing capability.</li> <li>• EDIT_WITH_ROUTE: Approvers can edit a workflow and the workflow route will be recalculated when they submit the request.</li> <li>• EDIT_WITHOUT_ROUTE: Approvers can edit a workflow but the workflow route will not be recalculated when they submit the request.</li> <li>• EDIT_ATTACHMENT_ONLY: Approver can only edit the attachments of the workflow.</li> </ul>

## Properties

This section lists only the properties and navigation properties that require special business logic, permission, or other additional information. For more information, refer to the API dictionary in [Admin Center](#) [API Center](#) [OData API Data Dictionary](#) or the API metadata using query: `https://<api-server>/odata/v2/<Entity>/$metadata`.

Property	Description
WfRequestActionResponse	Reponse of the action.

## Use Case 1: Changing the Approver of a Workflow Step

In this use case, we try to change the approver of step 12345 of workflow request 1234 to user1200.

## Request

HTTP Method	POST
URI	https://<API-Server>/odata/v2/changeWfRequestApprover?workflowReqId=1234L&workflowReqStepId=12345L&userId='user1200'

## Response

```
{
  "d": [
    {
      "status": "success",
      "wfRequestId": "1234"
    }
  ]
}
```

## Error Codes

Error	Description
COE_GENERAL_BAD_REQUEST	A common message displays, indicating whether the error is due to lack of user authorization or caused by an issue with the workflow itself.

## 9.4.18 Business Examples

### 9.4.18.1 Adding a New Employee

If you want to save time when adding new employees to your organization, you can use the `Upsert` operation. This will prove less time-consuming than adding the employees one-by-one in the Employee Central UI.

At a minimum, you can insert the `PerPerson`, `EmpEmployment`, `EmpJob`, and `PerPersonal` entities to add an employee. The order in which you perform the `Upsert` operations is critical. Be sure to follow it.

1. `PerPerson`
2. `EmpEmployment`
3. `EmpJob`
4. `PerPersonal`

#### ⚠ Caution

Before inserting or updating employee information using OData API, check whether an HRIS sync job is currently running in your instance. An active HRIS sync job may overwrite the values of certain fields, such

as username. This could lead to inconsistent user data. We recommend that you avoid all API edit operations when an HRIS sync job is running.

Please contact your Implementation Partner to find out whether an HRIS sync job is scheduled for your instance. If you are no longer working with an Implementation Partner, contact Product Support.

## Related Information

[PerPerson Upsert \[page 1495\]](#)

[EmpEmployment Upsert \[page 1496\]](#)

[EmpJob Upsert \[page 1497\]](#)

[PerPersonal Upsert \[page 1499\]](#)

### 9.4.18.1.1 PerPerson Upsert

When you add a new employee, you need to upsert the PerPerson entity. The order in which you upsert your entities for adding a new employee is crucial and the PerPerson entity is the first one when you use the minimum number of entities to add a new employee. The other ones are EmpEmployment (2nd upsert), EmpJob (3rd upsert) and PerPersonal (4th upsert).

#### Sample OData Request

URI: `http://<api-server>/odata/v2/upsert`

HTTP Method: POST

Payload:

```
{
  "__metadata": {
    "uri": "PerPerson"
  },
  "personIdExternal": "grantcarla"
}
```

Form Encoding: application/json

#### Tip

To see the required fields for this entity for your instance, check your OData dictionary. There you'll see any other insertable fields available and you can add them to your payload, if required.

#### Response

When the insert is successful, you'll have the following response. Please note that the operation always returns status 200 (OK) with a response body indicating all `upsert` results. Individual `upsert` failures are not reported as errors.

#### Source Code

```
<feed>
```

```

<entry>
<content type="application/xml">
  <m:properties>
<d:key m:null="true" />
<d:status>OK</d:status>
<d:editStatus>UPSERTED</d:editStatus>
<d:message m:null="true" />
<d:index m:type="Edm.Int32">0</d:index>
<d:httpCode m:type="Edm.Int32">200</d:httpCode>
<d:inlineResults m:type="Bag(SFOData.UpsertResult)" />
  </m:properties>
</content>
</entry>
</feed>

```

Next step for adding a new employee: EmpEmployment Upsert

## Related Information

[Adding a New Employee \[page 1494\]](#)

[EmpEmployment Upsert \[page 1496\]](#)

[EmpJob Upsert \[page 1497\]](#)

[PerPersonal Upsert \[page 1499\]](#)

[generateNextPersonID \[page 1153\]](#)

### 9.4.18.1.2 EmpEmployment Upsert

When you add a new employee, you need to upsert the EmpEmployment entity. The order in which you upsert your entities for adding a new employee is crucial and the EmpEmployment entity is the second one when you use the minimum number of entities to add a new employee. The other ones are PerPerson (1st upsert), EmpJob (3rd upsert), and PerPersonal (4th upsert).

#### Note

When you upsert EmpEmployment, the User entity is also created with the `userId` that you specify.

#### Sample OData Request

URI: `http://<api-server>/odata/v2/upsert`

HTTP Method: POST

Payload:

```

{ "__metadata": {
  "uri": "EmpEmployment(personIdExternal='grantcarla',userId='cgrant')",
},
  "startDate": "/Date(1388534400000)/",
  "personIdExternal": "grantcarla",
  "userId": "cgrant"
}}

```



Form Encoding: application/json

### Tip

To see the required fields for this entity, check the OData dictionary in your company instance. You can also see the other insertable fields and can add them to your payload, if required.

### Response

When the insert is successful, you'll have the following response. Please note that the operation always returns status 200 (OK) with a response body indicating all `Upsert` results. Individual `Upsert` failures are not reported as errors.

#### Source Code

```
<feed>
<entry>
<content type="application/xml">
<m:properties>
<d:key m:null="true" />
<d:status>OK</d:status>
<d:editStatus>UPSERTED</d:editStatus>
<d:message m:null="true" />
<d:index m:type="Edm.Int32">0</d:index>
<d:httpCode m:type="Edm.Int32">200</d:httpCode>
<d:inlineResults m:type="Bag(SFOData.UpsertResult)" />
</m:properties>
</content>
</entry>
</feed>
```

Next step for adding a new employee: EmpJob Upsert

## Related Information

[Adding a New Employee \[page 1494\]](#)

[PerPerson Upsert \[page 1495\]](#)

[EmpJob Upsert \[page 1497\]](#)

[PerPersonal Upsert \[page 1499\]](#)

### 9.4.18.1.3 EmpJob Upsert

When you add a new employee, you need to upsert the EmpJob entity. The order in which you upsert your entities for adding a new employee is crucial and the EmpJob entity is the third one when you use the minimum number of entities to add a new employee. The other ones are PerPerson (1st upsert), EmpEmployment (2nd upsert), and PerPersonal (4th upsert).

#### Sample OData Request

URI: `http://<api-server>/odata/v2/upsert`

HTTP Method: POST

Payload:

```
{ "__metadata": {
  "uri": "EmpJob"
},
  "jobCode": "ADMIN-1",
  "userId": "cgrant",
  "startDate": "/Date(1388534400000)/",
  "eventReason": "HIRNEW",
  "company": "ACE_USA",
  "businessUnit": "ACE_CORP",
  "managerId": "NO_MANAGER"
}
```

Form Encoding: application/json

### Tip

To see the required fields for this entity for your instance, check your OData dictionary. There you'll see any other insertable fields available and you can add them to your payload, if required.

### Response

When the insert is successful, you'll have the following response. Please note that the operation always returns status 200 (OK) with a response body indicating all `Upsert` results. Individual `Upsert` failures are not reported as errors.

#### Source Code

```
<feed>
<entry>
<content type="application/xml">
  <m:properties>
<d:key m:null="true" />
<d:status>OK</d:status>
<d:editStatus>UPSERTED</d:editStatus>
<d:message m:null="true" />
<d:index m:type="Edm.Int32">0</d:index>
<d:httpCode m:type="Edm.Int32">200</d:httpCode>
<d:inlineResults m:type="Bag(SFOData.UpsertResult)" />
  </m:properties>
</content>
</entry>
</feed>
```

**Next step for adding a new employee:** [PerPersonal Upsert](#)

## Related Information

[Adding a New Employee \[page 1494\]](#)

[PerPerson Upsert \[page 1495\]](#)

[EmpEmployment Upsert \[page 1496\]](#)

[PerPersonal Upsert \[page 1499\]](#)

## 9.4.18.1.4 PerPersonal Upsert

When you add a new employee, you need to upsert the PerPersonal entity. The order in which you upsert your entities for adding a new employee is crucial and the PerPersonal entity is the last one when you use the minimum number of entities to add a new employee. The other ones are PerPerson (1st upsert), EmpEmployment (2nd upsert), and EmpJob (3rd upsert).

### Sample OData Request

URI: `http://<api-server>/odata/v2/upsert`

HTTP Method: POST

Payload:

```
{ "__metadata": {
  "uri": "PerPersonal(personIdExternal='grantcarla',startDate=datetime'2014-01-01T00:00:00')",
  "personIdExternal": "grantcarla",
  "namePrefix": "Ms",
  "gender": "F",
  "initials": "cg",
  "firstName": "Carla",
  "lastName": "Grant"
}
```

Form Encoding: application/json

### Tip

To see the required fields for this entity for your instance, check your OData dictionary. There you'll see any other insertable fields available and you can add them to your payload, if required.

### Response

When the insert is successful, you'll have the following response. Please note that the operation always returns status 200 (OK) with a response body indicating all `upsert` results. Individual `upsert` failures are not reported as errors.

#### Source Code

```
<feed>
<entry>
<content type="application/xml">
  <m:properties>
<d:key m:null="true" />
<d:status>OK</d:status>
<d:editStatus>UPSERTED</d:editStatus>
<d:message m:null="true" />
<d:index m:type="Edm.Int32">0</d:index>
<d:httpCode m:type="Edm.Int32">200</d:httpCode>
<d:inlineResults m:type="Bag(SFOData.UpsertResult)" />
  </m:properties>
</content>
</entry>
</feed>
```

## Related Information

[Adding a New Employee \[page 1494\]](#)

[PerPerson Upsert \[page 1495\]](#)

[EmpEmployment Upsert \[page 1496\]](#)

[EmpJob Upsert \[page 1497\]](#)

## 9.4.18.2 Filtering out external user data

Boolean fields, includeAllRecords (added to EmpEmployment, PerAddressDEFLT, PerEmail, PerPhone, PerPerson, and PerPersonal) and isECRecord (added to EmpEmployment) are available for more flexible filtering.

### Background

In this topic, we're talking about external and internal user data.

External user data refers to non-Employee Central user data. When non-Employee Central modules use Employee Central entities to store user data (for example, Recruiting might use PerPerson and PerPhone to store details about an applicant), this type of user data is known as external user data.

Internal user data refers to Employee Central users, that is employees, as well as any users that have a dependent relationship with an Employee Central user (for example, a spouse, a child, or, an emergency contact).

### What's the benefit?

The Employee Central entities, EmpEmployment, PerAddressDEFLT, PerEmail, PerPhone, PerPerson, and PerPersonal are often reused by other non-Employee Central modules to store user data. This data is external user data. Up to now, you haven't been able to filter out this external user data for PerAddressDEFLT, PerEmail, PerPhone, or for PerPersonal. So, if, for example you're using Employee Central OData APIs for a scenario such as payroll replication, your response could include applicants from Recruiting. And, conversely, you have not been able to include external user data for EmpEmployment or PerPerson. Now, however, we're offering filterable and selectable fields to model queries to meet your requirements.

### How does it work?

We're offering you the following Boolean fields to use with \$filter:

- isECRecord: Available for EmpEmployment.  
isECRecord=true means that internal user data is returned; isECRecord=false means that external user data is returned.

- includeAllRecords: Available for EmpEmployment, PerAddressDEFLT, PerEmail, PerPhone, PerPerson, and PerPersonal.  
includeAllRecords=true means that both internal and external records are returned.

For EmpEmployment, you can use this combination to return external user data:

isECRecord = false and includeAllRecords = true

## Tell me more: Properties

Field	Type	Nullable	Required	Creatable	Updatable	Upsertable	Visible	Sortable	Filterable
includeAllRecords	Edm.Boolean	True	False	False	False	False	False	True	True
isECRecord	Edm.Boolean	True	False	False	False	False	True	False	True

## Good to know

includeAllRecords works on the root entity only. If you specify it on the navigation entity, it won't work.

Works:

Query: `https://<hostname>.com/odata/v2/PerPerson?$expand=personalInfoNav&$filter=includeAllRecords eq true`

Query: `https://<hostname>.com/odata/v2/PerAddressDEFLT?$filter=includeAllRecords eq true`

Won't work - Raises an error message:

Query: `https://<hostname>.com/odata/v2/PerPerson?$expand=personalInfoNav&$filter=personalInfoNav/includeAllRecords eq true`

Error message: `Unsupported feature: Filter by nav/includeAllRecords is not supported.`

## How can I use it?

This table tells you how to use the filters.

isECRecord and includeAllRecords in filters

Your want your query to return	You'll need to	Use the following filter
Internal user data	Filter out external user data	Option 1: isECRecord=true Option 2: isECRecord=true, includeAllRecords=false Option 3: includeAllRecords=false Option 4: includeAllRecords=true, isECRecord=true Option 5: no filter
External user data	Filter out internal user data	isECRecord=false, includeAllRecords=true
<b>Note</b> Only available for EmpEmployment		
External and internal user data	Include external and internal user data	includeAllRecords= true

## Show me some use cases

Here are some queries and the responses.

### Note

Please remember that includeAllRecords is a hidden field, so you won't see it in the response.

### Filter out external user data for PerPhone

Query: `https://<hostname>.com/odata/v2/PerPhone?$filter=includeAllRecords eq false` OR

Query: `https://<hostname>.com/odata/v2/PerPhone`

### Response

#### Sample Code

Extract from response

```
<m:properties>
  <d:personIdExternal>l111</d:personIdExternal>
  <d:phoneNumber>5845</d:phoneNumber>
  <d:extension m:null="true"></d:extension>
  <d:createdOn m:type="Edm.DateTime">2011-03-17T21:39:02</
d:createdOn>
  <d:isPrimary m:type="Edm.Boolean">true</d:isPrimary>
  <d:phoneNumber>707 2000</d:phoneNumber>
  <d:createdBy>admin</d:createdBy>
  <d:lastModifiedBy>admin</d:lastModifiedBy>
  <d:createdDateTime
m:type="Edm.DateTimeOffset">2011-03-17T21:39:02Z</d:createdDateTime>
  <d:lastModifiedOn m:type="Edm.DateTime">2011-03-17T21:39:02</
d:lastModifiedOn>
```

```
        <d:lastModifiedDateTime
m:type="Edm.DateTimeOffset">2011-03-17T21:39:02Z</d:lastModifiedDateTime>
    </m:properties>
```

## Filter out external user data for EmpEmployee

Query: [https://<hostname>.com/odata/v2/EmpEmployment?\\$filter=includeAllRecords eq true and isECRecord eq false](https://<hostname>.com/odata/v2/EmpEmployment?$filter=includeAllRecords eq true and isECRecord eq false)

### Sample Code

Extract from response

```
<m:properties>
    <d:personIdExternal>GAdams</d:personIdExternal>
    <d:userId>GAdams</d:userId>
    <d:startDate m:type="Edm.DateTime">1900-01-01T00:00:00</
d:startDate>
    <d:eligibleForStock m:null="true"></d:eligibleForStock>
    <d:initialOptionGrant m:null="true"></d:initialOptionGrant>
    <d:payrollEndDate m:null="true"></d:payrollEndDate>
    <d:serviceDate m:null="true"></d:serviceDate>
    <d:professionalServiceDate m:null="true"></
d:professionalServiceDate>
    <d:okToRehire m:null="true"></d:okToRehire>
    <d:regretTermination m:null="true"></d:regretTermination>
    <d:customString23 m:null="true"></d:customString23>
    <d:endDate m:null="true"></d:endDate>
    <d:lastModifiedDateTime
m:type="Edm.DateTimeOffset">2016-06-21T08:54:09Z</d:lastModifiedDateTime>
    <d:eligibleForSalContinuation m:null="true"></
d:eligibleForSalContinuation>
    <d:StockEndDate m:null="true"></d:StockEndDate>
    <d:assignmentClass m:null="true"></d:assignmentClass>
    <d:lastDateWorked m:null="true"></d:lastDateWorked>
    <d:salaryEndDate m:null="true"></d:salaryEndDate>
    <d:isECRecord m:type="Edm.Boolean">>false</d:isECRecord>
    <d:originalStartDate m:null="true"></d:originalStartDate>
    <d:benefitsEndDate m:null="true"></d:benefitsEndDate>
    <d:lastModifiedOn m:type="Edm.DateTime">2016-06-21T08:54:09</
d:lastModifiedOn>
    <d:initialStockGrant m:null="true"></d:initialStockGrant>
    <d:bonusPayExpirationDate m:null="true"></
d:bonusPayExpirationDate>
    <d:createdOn m:type="Edm.DateTime">2016-06-21T08:54:09</
d:createdOn>
    <d:createdBy>v4admin</d:createdBy>
    <d:lastModifiedBy>v4admin</d:lastModifiedBy>
    <d:createdDateTime
m:type="Edm.DateTimeOffset">2016-06-21T08:54:09Z</d:createdDateTime>
    <d:seniorityDate m:null="true"></d:seniorityDate>
</m:properties>
```

## Return internal and external user data

Query: [https://<hostname>.com/odata/v2/EmpEmployment?\\$filter=includeAllRecords eq true](https://<hostname>.com/odata/v2/EmpEmployment?$filter=includeAllRecords eq true)

Response

## Sample Code

Extract from response

```
<m:properties>
  <d:personIdExternal>121</d:personIdExternal>
  <d:userId>121</d:userId>
  <d:startDate m:type="Edm.DateTime">2011-12-05T00:00:00</
d:startDate>
  <d:eligibleForStock m:type="Edm.Boolean">>false</
d:eligibleForStock>
  <d:initialOptionGrant m:null="true"></d:initialOptionGrant>
  <d:payrollEndDate m:type="Edm.DateTime">2011-11-28T00:00:00</
d:payrollEndDate>
  <d:serviceDate m:null="true"></d:serviceDate>
  <d:professionalServiceDate m:null="true"></
d:professionalServiceDate>
  <d:okToRehire m:null="true"></d:okToRehire>
  <d:regretTermination m:type="Edm.Boolean">>false</
d:regretTermination>
  <d:customString23 m:null="true"></d:customString23>
  <d:endDate m:null="true"></d:endDate>
  <d:lastModifiedDateTime
m:type="Edm.DateTimeOffset">2011-12-06T00:00:42Z</d:lastModifiedDateTime>
  <d:eligibleForSalContinuation m:type="Edm.Boolean">>false</
d:eligibleForSalContinuation>
  <d:StockEndDate m:type="Edm.DateTime">2011-11-28T00:00:00</
d:StockEndDate>
  <d:assignmentClass>ST</d:assignmentClass>
  <d:lastDateWorked m:type="Edm.DateTime">2011-11-28T00:00:00</
d:lastDateWorked>
  <d:salaryEndDate m:type="Edm.DateTime">2011-11-28T00:00:00</
d:salaryEndDate>
  <d:isECRecord m:type="Edm.Boolean">>true</d:isECRecord>
  <d:originalStartDate m:type="Edm.DateTime">2011-05-11T00:00:00</
d:originalStartDate>
  <d:benefitsEndDate m:type="Edm.DateTime">2011-11-28T00:00:00</
d:benefitsEndDate>
  <d:lastModifiedOn m:type="Edm.DateTime">2011-12-06T00:00:42</
d:lastModifiedOn>
  <d:initialStockGrant m:null="true"></d:initialStockGrant>
  <d:bonusPayExpirationDate m:null="true"></
d:bonusPayExpirationDate>
  <d:createdOn m:type="Edm.DateTime">2011-12-06T00:00:41</
d:createdOn>
  <d:createdBy>nynn</d:createdBy>
  <d:lastModifiedBy>nynn</d:lastModifiedBy>
  <d:createdDateTime
m:type="Edm.DateTimeOffset">2011-12-06T00:00:41Z</d:createdDateTime>
  <d:seniorityDate m:type="Edm.DateTime">2011-12-05T00:00:00</
d:seniorityDate>
</m:properties>
```



## 9.4.18.3 Exposing person UUID for integration and import scenarios

A person UUID (unique universal identifier) is now available for integration and import scenarios.

### Background

We've introduced the concept of a person UUID for the entire SAP SuccessFactors HCM suite. When a new hire or user is created, the system generates this identifier – called "perPersonUuid". This field is immutable meaning that once the field is populated with a value, it cannot be changed.

### What's the benefit?

In SAP SuccessFactors HCM suite, you can now expose perPersonUuid for integration and import scenarios for all employees. So even if the employment field IS\_EC\_SYSTEM\_OF\_RECORD=F and the record is for a non-Employee Central user, the perPersonUuid can be exposed.

### How does it work?

perPersonUuid is a field in the new entity PersonKey.

perPersonUuid cannot be queried directly, but is available from the User entity with the new navigation personKeyNav.

perPersonUuid is exposed regardless of data model configuration, RBP settings, or provisioning settings.

perPersonUuid can also be added to PerPerson.

### Good to know

- Minimum UI Version: v12.
- perPersonUuid is not available on the UI. It is for integration and import scenarios only.
- perPersonUuid maximum length is 32 characters.
- personKeyNav in the User entity is independent of the provisioning settings.
- Available in PerPerson as an upsertable and visible field.

#### ⓘ Note

Note - to add it to PerPerson, you have to:

- Add `<hris-field id="per-person-uuid" visibility="both">` to personInfo hris-element in your data model configuration.

- Enable RBP and EDDP in provisioning

→ Remember

As a customer, you don't have access to Provisioning. To complete tasks in Provisioning, contact your implementation partner or Account Executive. For any non-implementation tasks, contact Product Support.

- The only way to expose this field in a query is with \$expand from the User entity. If you try to query the entity directly, the error message <COE\_UNSUPPORTED\_FEATURE> is raised.

## How can I use it?

To query it, personKeyNav has now been added to the User entity and you use \$expand to expose perPersonUuid.

## Show me a use case: \$expand

**Request:** `https://<api-server>/odata/v2/User('admin')?$format=json&$expand=personKeyNav&$select=personKeyNav`

### Response

#### Sample Code

Extract from response

```
{
  "d": {
    "__metadata": {
      "uri": "https://<api-server>/odata/v2/User('admin')",
      "type": "SFOData.User"
    },
    "personKeyNav": {
      "__metadata": {
        "uri": "https://<api-server>/odata/v2/PersonKey('admin')",
        "type": "SFOData.PersonKey"
      },
      "personIdExternal": "admin",
      "personId": "2",
      "perPersonUuid": "3A085DB0D9184B49B0E3E70D6F07EB1A"
    }
  }
},
```

## Show me a use case: Filtering perPersonUuid

**Request:** `https://<api-server>/odata/v2/User('admin')?$format=json&$expand=personKeyNav&$filter=personKeyNav/perPersonUuid eq '3A085DB0D9184B49B0E3E70D6F07EB1A'`

### Response

#### Sample Code

Extract from response

```
Response:
{
  "d": {
    "__metadata": {
      "uri": "https://<api-server>/odata/v2/User('admin')",
      "type": "SFOData.User"
    },
    ...
    "personKeyNav": {
      "__metadata": {
        "uri": "https://<api-server>/odata/v2/PersonKey('admin')",
        "type": "SFOData.PersonKey"
      },
      "personIdExternal": "admin",
      "personId": "2",
      "perPersonUuid": "3A085DB0D9184B49B0E3E70D6F07EB1A"
    }
  }
}
```

## Related Information

[PersonKey \[page 1169\]](#)

### 9.4.18.4 Using wfStepApproverNav for more detailed workflow configuration information

You can use wfStepApproverNav to get more detailed workflow information.

## Background

FOWfConfig contains workflow information but - as with all entity fields - you can only read the fields that have the attribute visible=true. In FOWfConfig, this means that you couldn't read the following fields:

actionType, approverRole, approverType, context, relationshipToApprover, respectRBP, skipType, and stepNum

However, you can use this nav, wfStepApproverNav to navigate to FOWfConfigStepApprover where these fields have the attribute visible=true.

## What's the benefit?

Being able to read these fields means that you can get much more detailed workflow information.

## How can I use these fields in my workflow configurations?

You can access these fields for more detailed information as follows:

- With FOWfConfig, you can use \$expand=wfStepApproverNav.
- With FOWfConfigStepApprover, you can use a direct query.

## Tell me more

### wfStepApproverNav: Properties

#### Sample Code

Extract from \$metadata

```
<NavigationProperty Name="wfStepApproverNav"
  sap:required="false"
  sap:creatable="false"
  sap:updatable="false"
  sap:upsertable="false"
  sap:visible="true"
  sap:sortable="true"
  sap:filterable="true"
  Relationship="SFOData.FOWfConfig_FOWfConfigStepApprover"
  FromRole="FOWfConfig" ToRole="FOWfConfigStepApprover_ref"
  sap:label="wfStepApproverNav">
</NavigationProperty>
```

### FOWfConfigStepApprover: Properties

#### Sample Code

Extract from \$metadata focussing on the fields that have the attribute visible=true (up to now only available in FOWfConfig with the attribute visible=false)

```
<EntityType Name="FOWfConfigStepApprover">
```

```

        <Property Name="actionType" Type="Edm.String"
Nullable="true" sap:required="false" sap:creatable="false" sap:updatable="false"
sap:upsertable="false" sap:visible="true" sap:sortable="false"
sap:filterable="false" sap:label="Edit Transaction"></Property>
        <Property Name="approverRole" Type="Edm.String"
Nullable="true" sap:required="false" sap:creatable="false" sap:updatable="false"
sap:upsertable="false" sap:visible="true" sap:sortable="false"
sap:filterable="false" sap:label="Approver Role"></Property>
        <Property Name="approverType" Type="Edm.String"
Nullable="true" sap:required="false" sap:creatable="false" sap:updatable="false"
sap:upsertable="false" sap:visible="true" sap:sortable="false"
sap:filterable="false" MaxLength="32" sap:label="Approver Type"></Property>
        <Property Name="context" Type="Edm.String" Nullable="true"
sap:required="false" sap:creatable="false" sap:updatable="false"
sap:upsertable="false" sap:visible="true" sap:sortable="false"
sap:filterable="false" MaxLength="32" sap:label="Context"></Property>
        <Property Name="relationshipToApprover" Type="Edm.String"
Nullable="true" sap:required="false" sap:creatable="false" sap:updatable="false"
sap:upsertable="false" sap:visible="true" sap:sortable="false"
sap:filterable="false" sap:label="relationshipToApprover"></Property>
        <Property Name="respectRBP" Type="Edm.Boolean"
Nullable="true" sap:required="false" sap:creatable="false" sap:updatable="false"
sap:upsertable="false" sap:visible="true" sap:sortable="false"
sap:filterable="false" sap:label="respectRBP"></Property>
        <Property Name="skipType" Type="Edm.String"
Nullable="true" sap:required="false" sap:creatable="false" sap:updatable="false"
sap:upsertable="false" sap:visible="true" sap:sortable="false"
sap:filterable="false" sap:label="skipType"></Property>
        <Property Name="stepNum" Type="Edm.Int64" Nullable="false"
sap:required="true" sap:creatable="false" sap:updatable="false"
sap:upsertable="false" sap:visible="true" sap:sortable="true"
sap:filterable="true" sap:label="stepNum"></Property>
    </EntityType>

```

## Show me some use cases

### \$expand with FOWfConfig

**Request:** `https://<hostname>.com/odata/v2/FOWfConfig('LOA')?`

`$format=json&$expand=wfStepApproverNav`

### Response

#### Sample Code

```

{
  "d": {
    "__metadata": {
      "uri": "https://<hostname>.com/odata/v2/FOWfConfig('LOA')",
      "type": "SFOData.FOWfConfig"
    },
    "externalCode": "LOA",
    "createdOn": "/Date(1300533482000)/",
    "futureDatedAlternateWorkflow": null,
    "createdBy": "admin",
    "description": "HR Business Partner assigned to manager's business unit",
    "name": "Leave of Absence",
    "lastModifiedBy": "admin",
    "createdDateTime": "/Date(1300533482000+0000)/",
    "remindIndays": null,
    "lastModifiedOn": "/Date(1323196467000)/",

```

```

"lastModifiedDateTime": "/Date(1323196467000+0000)/",
"isDelegateSupported": null,
"wfStepApproverNav": {
  "results": [
    {
      "__metadata": {
        "uri": "https://<hostname>.com/odata/v2/
FOWfConfigStepApprover(externalCode='LOA',stepNum=1L)",
        "type": "SFOData.FOWfConfigStepApprover"
      },
      "stepNum": "1",
      "externalCode": "LOA",
      "approverPositionRelationship": null,
      "lastModifiedDateTime": "/Date(1323196467000+0000)/",
      "actionType": "NO_EDIT",
      "skipType": null,
      "approverRole": "EH",
      "relationshipToApprover": null,
      "approverType": "ROLE",
      "createdBy": "admin",
      "lastModifiedBy": "admin",
      "createdDateTime": "/Date(1311812907000+0000)/",
      "context": "SOURCE",
      "respectRBP": null,
      "relationshipToPosition": null,
      "approverDynamicRoleNav": {
        "__deferred": {
          "uri": "https://<hostname>.com/odata/v2/
FOWfConfigStepApprover(externalCode='LOA',stepNum=1L)/approverDynamicRoleNav"
        }
      },
      "approverGroupNav": {
        "__deferred": {
          "uri": "https://<hostname>.com/odata/v2/
FOWfConfigStepApprover(externalCode='LOA',stepNum=1L)/approverGroupNav"
        }
      },
      "approverPositionNav": {
        "__deferred": {
          "uri": "https://<hostname>.com/odata/v2/
FOWfConfigStepApprover(externalCode='LOA',stepNum=1L)/approverPositionNav"
        }
      }
    }
  ]
},
"descriptionTranslationNav": {
  "__deferred": {
    "uri": "https://<hostname>.com/odata/v2/FOWfConfig('LOA')/
descriptionTranslationNav"
  }
},
"futureDatedAlternateWorkflowNav": {
  "__deferred": {
    "uri": "https://<hostname>.com/odata/v2/FOWfConfig('LOA')/
futureDatedAlternateWorkflowNav"
  }
},
"nameTranslationNav": {
  "__deferred": {
    "uri": "https://<hostname>.com/odata/v2/FOWfConfig('LOA')/
nameTranslationNav"
  }
}
}
}

```

## Direct query using FOWfConfigStepApprover

**Request:** https://<hostname>.com/odata/v2/FOWfConfigStepApprover

### Response

#### Sample Code

Extract from response

```
....
  <entry>
    <id>https://<hostname>.com/odata/v2/
FOWfConfigStepApprover(externalCode='LOA',stepNum=1L)</id>
    <title type="text"></title>
    <updated>2016-10-11T08:22:03Z</updated>
    <author>
      <name></name>
    </author>
    <link rel="edit" title="FOWfConfigStepApprover"
href="FOWfConfigStepApprover(externalCode='LOA',stepNum=1L)"></link>
    <link rel="http://schemas.microsoft.com/ado/
2007/08/dataservices/related/approverDynamicRoleNav" type="application/
atom+xml;type=feed" title="approverDynamicRoleNav"
href="FOWfConfigStepApprover(externalCode='LOA',stepNum=1L)/
approverDynamicRoleNav"></link>
    <link rel="http://schemas.microsoft.com/ado/
2007/08/dataservices/related/approverGroupNav" type="application/
atom+xml;type=entry" title="approverGroupNav"
href="FOWfConfigStepApprover(externalCode='LOA',stepNum=1L)/approverGroupNav"></
link>
    <link rel="http://schemas.microsoft.com/ado/
2007/08/dataservices/related/approverPositionNav" type="application/
atom+xml;type=feed" title="approverPositionNav"
href="FOWfConfigStepApprover(externalCode='LOA',stepNum=1L)/
approverPositionNav"></link>
    <category term="SFOData.FOWfConfigStepApprover" scheme="http://
schemas.microsoft.com/ado/2007/08/dataservices/scheme"></category>
    <content type="application/xml">
      <m:properties>
        <d:stepNum m:type="Edm.Int64">1</d:stepNum>
        <d:externalCode>LOA</d:externalCode>
        <d:approverPositionRelationship m:null="true"></
d:approverPositionRelationship>
        <d:lastModifiedDateTime
m:type="Edm.DateTimeOffset">2011-12-06T18:34:27Z</d:lastModifiedDateTime>
        <d:actionType>NO_EDIT</d:actionType>
        <d:skipType m:null="true"></d:skipType>
        <d:approverRole>EH</d:approverRole>
        <d:relationshipToApprover m:null="true"></
d:relationshipToApprover>
        <d:approverType>ROLE</d:approverType>
        <d:createdBy>admin</d:createdBy>
        <d:lastModifiedBy>admin</d:lastModifiedBy>
        <d:createdDateTime
m:type="Edm.DateTimeOffset">2011-07-28T00:28:27Z</d:createdDateTime>
        <d:context>SOURCE</d:context>
        <d:respectRBP m:null="true"></d:respectRBP>
        <d:relationshipToPosition m:null="true"></
d:relationshipToPosition>
      </m:properties>
    </content>
  </entry>
```

## Related Information

[FOWfConfig \[page 788\]](#)

[FOWfConfigStepApprover \[page 791\]](#)

### 9.4.18.5 Differentiating primary from secondary employment during concurrent employment replication

#### What's new?

The mdf entities, SecondaryAssignments and SecondaryAssignmentsItem are now available. This means that it is now possible to know which employment contract is the primary one for replication scenarios. In a nutshell you can now build a concurrent employment replication from Employee Central to other 3rd Party systems using OData APIs. Please note that secondary employment is also known as concurrent employment.

#### What's the benefit?

Previously it was not possible to differentiate primary from secondary employments using OData APIs. By offering SecondaryAssignments and SecondaryAssignmentsItems, important data has been made available in one single API call and you benefit from:

- Simplified API consumption
- Faster integration since you no longer have to deal with logic on middleware
- Extracting data from the integration center
- Not having to build multiple queries to identify secondary employments

#### How does it work?

The PerPerson entity now has a navigation secondaryAssignmentsNav that lets you navigate to the MDF entity SecondaryAssignments.

#### Tell me more

SecondaryAssignments has a business key externalCode (Person ID External) meaning that it references a person. It has a one to multiple association with the MDF entity SecondaryAssignmentsItem.



SecondaryAssignmentsItems contains the userSysId (Employment/User ID) – this is the unique user ID generated when a secondary employment is created. It is a child entity of SecondaryAssignments. These assignments are created and maintained automatically based on the creation or editing of Concurrent Employment.

## Good to know

Both entities are effective-dated. If the concept of effective dating is new to you, please take a look at [Effective Dating](#) so that you can make the most out of this new entity.

## How can I use it?

In the PerPerson entity, you use the secondaryAssignmentsNav, a visible, sortable, and filterable field to build a query that navigates to the entity SecondaryAssignments.

## Show me a use case: GET

**GET Operation:** Retrieves the secondaryAssignmentsNav which in turn will return the SecondaryAssignmentsItems, that is information about the secondary employment.

**Request:** `https://<hostname>.com/odata/v2/PerPerson?`

`$format=json&$filter=personIdExternal%20eq%20'jsmith'&$expand=secondaryAssignmentsNav/allSfProcesses`

### Response

#### Sample Code

```
{
  "d": {
    "results": [
      {
        "__metadata": {
          "uri": "https://<hostname>.com/odata/v2/PerPerson('jsmith')",
          "type": "SFOData.PerPerson"
        },
        "personIdExternal": "jsmith",
        "dateOfBirth": null,
        "lastModifiedOn": "/Date(1303743709000)/",
        "lastModifiedDateTime": "/Date(1303743709000+0000)/",
        "dateOfDeath": null,
        "createdOn": "/Date(1303743708000)/",
        "countryOfBirth": null,
        "createdBy": "v4admin",
        "regionOfBirth": null,
        "createdDateTime": "/Date(1303743708000+0000)/",
        "lastModifiedBy": "v4admin",
        "personId": "11",
        "personRerlationshipNav": {
          "__deferred": {
            "uri": "https://<hostname>.com/odata/v2/PerPerson('jsmith')/personRerlationshipNav"
          }
        }
      }
    ]
  }
}
```

```

    },
    "emergencyContactNav": {
      "__deferred": {
        "uri": "https://<hostname>.com/odata/v2/
PerPerson('jsmith')/emergencyContactNav"
      }
    },
    "phoneNav": {
      "__deferred": {
        "uri": "https://<hostname>.com/odata/v2/
PerPerson('jsmith')/phoneNav"
      }
    },
    "personalInfoNav": {
      "__deferred": {
        "uri": "https://<hostname>.com/odata/v2/
PerPerson('jsmith')/personalInfoNav"
      }
    },
    "homeAddressNavDEFLT": {
      "__deferred": {
        "uri": "https://<hostname>.com/odata/v2/
PerPerson('jsmith')/homeAddressNavDEFLT"
      }
    },
    "secondaryAssignmentsNav": {
      "results": [
        {
          "__metadata": {
            "uri": "https://<hostname>.com/odata/v2/
SecondaryAssignments(effectiveStartDate=datetime'2016-06-24T00:00:00',externalCod
e='jsmith')",
            "type": "SFOData.SecondaryAssignments"
          },
          "effectiveStartDate": "/Date(1466726400000)/",
          "externalCode": "jsmith",
          "mdfSystemObjectType": "SecondaryAssignments",
          "mdfSystemVersionId": null,
          "lastModifiedDateTime": "/Date(1467020470000+0000)/",
          "mdfSystemTransactionSequence": "1",
          "effectiveEndDate": "/Date(1468108800000)/",
          "createdBy": "admin",
          "mdfSystemRecordId":
"566D79D0BE2340BC83CC882FF39AAE62",
          "mdfSystemEntityId":
"BD0ABACF60354252BFC0E4EDB7F2BE02",
          "createdDateTime": "/Date(1467020470000+0000)/",
          "lastModifiedBy": "admin",
          "mdfSystemStatus": "A",
          "lastModifiedDate": "/Date(1467020470000)/",
          "lastModifiedDateWithTZ": "/
Date(1467020470000+0000)/",
          "createdDate": "/Date(1467020470000)/",
          "mdfSystemRecordStatus": "N",
          "wfRequestNav": {
            "__deferred": {
              "uri": "https://<hostname>.com/odata/v2/
SecondaryAssignments(effectiveStartDate=datetime'2016-06-24T00:00:00',externalCod
e='jsmith')/wfRequestNav"
            }
          },
          "allSfProcesses": {
            "results": [
              {
                "__metadata": {
                  "uri": "https://<hostname>.com/
odata/v2/

```

```

SecondaryAssignmentsItem(SecondaryAssignments_effectiveStartDate=datetime'2016-06
-24T00:00:00',SecondaryAssignments_externalCode='jsmith',externalCode='c95d6999d0
2e46878dcad5ef2a02397c')",
    "type":
    "SFOData.SecondaryAssignmentsItem"
  },
  "SecondaryAssignments_externalCode":
  "jsmith",
  "SecondaryAssignments_effectiveStartDate": "/Date(1466726400000)/",
  "externalCode":
  "c95d6999d02e46878dcad5ef2a02397c",
  "mdfSystemEffectiveEndDate": "/",
  "mdfSystemObjectType":
  "SecondaryAssignmentsItem",
  "mdfSystemVersionId": null,
  "lastModifiedDateTime": "/",
  "usersSysId": "181",
  "mdfSystemTransactionSequence": "1",
  "createdBy": "admin",
  "mdfSystemRecordId":
  "448E51556F414997A79F1360D837CD29",
  "mdfSystemEntityId":
  "DCAF412BC16D46408FB7D3EEDB7DDF63",
  "createdDateTime": "/",
  "lastModifiedBy": "admin",
  "mdfSystemStatus": "A",
  "lastModifiedDate": "/",
  "mdfSystemEffectiveStartDate": "/",
  "lastModifiedDateWithTZ": "/",
  "createdDate": "/Date(1467020470000)/",
  "mdfSystemRecordStatus": "N",
  "usersSysIdNav": {
    "__deferred": {
      "uri": "https://<hostname>.com/
odata/v2/
SecondaryAssignmentsItem(SecondaryAssignments_effectiveStartDate=datetime'2016-06
-24T00:00:00',SecondaryAssignments_externalCode='jsmith',externalCode='c95d6999d0
2e46878dcad5ef2a02397c')/usersSysIdNav"
    }
  },
  "mdfSystemRecordStatusNav": {
    "__deferred": {
      "uri": "https://<hostname>.com/
odata/v2/
SecondaryAssignmentsItem(SecondaryAssignments_effectiveStartDate=datetime'2016-06
-24T00:00:00',SecondaryAssignments_externalCode='jsmith',externalCode='c95d6999d0
2e46878dcad5ef2a02397c')/mdfSystemRecordStatusNav"
    }
  },
  "mdfSystemStatusNav": {
    "__deferred": {
      "uri": "https://<hostname>.com/
odata/v2/
SecondaryAssignmentsItem(SecondaryAssignments_effectiveStartDate=datetime'2016-06
-24T00:00:00',SecondaryAssignments_externalCode='jsmith',externalCode='c95d6999d0
2e46878dcad5ef2a02397c')/mdfSystemStatusNav"
    }
  }
}
]
},

```

```

        "mdfSystemRecordStatusNav": {
            "__deferred": {
                "uri": "https://<hostname>.com/odata/v2/
SecondaryAssignments(effectiveStartDate=datetime'2016-06-24T00:00:00',externalCode='jsmith')/mdfSystemRecordStatusNav"
            }
        },
        "mdfSystemStatusNav": {
            "__deferred": {
                "uri": "https://<hostname>.com/odata/v2/
SecondaryAssignments(effectiveStartDate=datetime'2016-06-24T00:00:00',externalCode='jsmith')/mdfSystemStatusNav"
            }
        }
    ]
},
"nationalIdNav": {
    "__deferred": {
        "uri": "https://<hostname>.com/odata/v2/
PerPerson('jsmith')/nationalIdNav"
    }
},
"countryOfBirthNav": {
    "__deferred": {
        "uri": "https://<hostname>.com/odata/v2/
PerPerson('jsmith')/countryOfBirthNav"
    }
},
"emailNav": {
    "__deferred": {
        "uri": "https://<hostname>.com/odata/v2/
PerPerson('jsmith')/emailNav"
    }
},
"socialAccountNav": {
    "__deferred": {
        "uri": "https://<hostname>.com/odata/v2/
PerPerson('jsmith')/socialAccountNav"
    }
},
"employmentNav": {
    "__deferred": {
        "uri": "https://<hostname>.com/odata/v2/
PerPerson('jsmith')/employmentNav"
    }
}
}
]
}
}

```

## Show me a use case: Upsert

**Upsert Operation:** Retrieves the secondaryAssignmentsNav which in turn will return the SecondaryAssignmentsItems, that is information about the secondary employment. There is not often a business case for this operation but it has been provided to support the cloning or transfer of data between similar instances in a different environment. In this example here, user system ID (represented by the externalcode) for the primary employment is PrimaryEmployment and the userSysID for secondary employment is represented by 301 (a number automatically generated when a secondary employment is created).

**Request:** https://<hostname>.com/odata/v2/upsert

#### Payload Data

##### Sample Code

```
{
  "__metadata": { "uri": "SecondaryAssignments" },
  "effectiveStartDate" : "/Date(1420066800000)/",
  "externalCode" : "mjaschob",
  "allSfProcesses": {
    "__metadata": { "uri": "SecondaryAssignmentsItem" },
    "SecondaryAssignments_effectiveStartDate" : "/Date(1420066800000)/",
    "SecondaryAssignments_externalCode" : "mjaschob",
    "externalCode" : "myexternalcode55",
    "usersSysId" : "301"
  }
}
```

## 9.4.19 FAQs

You can take a look at the tips and FAQs here to see if they can answer your questions or help you with your APIs. In some cases, you'll find a brief explanation, and others will guide you to existing topics for your answer.

### 9.4.19.1 Broken APIs: What causes them?

Sometimes a system is changed in a way that leads to an API breaking. More often than not, such incompatible changes are made during configuration of the system and not by the API consumers. Take a look at this list to see what actions could lead to an incompatible change - by avoiding these actions in the first place, you should be free of incompatible changes in your system.

#### Incompatible changes that might break APIs

- Removing any field that is exposed by an API from the MDF object definition or HRIS succession data model will break that API.
- Changing the visibility of any field that is exposed by an API in the MDF object definition or HRIS succession data model from visible/enabled to invisible/none will break that API
- Removing permissions or provisioning settings for OData APIs will break the API
- Renaming the identifier of customString field in the succession datamodel - this breaks the API because technically what is actually happening is the deletion of the customString field and creation of a new one.
- Changing the field type from picklist to string
- Deleting codes from picklists

In contrast to these incompatible changes, compatible changes will not break the APIs. Some examples of compatible changes include:

- Adding a new field
- Renaming a field label
- Changing the RBP setting for a field from read-only to view not allowed

## 9.4.19.2 Duplicate Records?

Tips on avoiding duplicate records

If your're having problems with duplicate records, take a look at these tips.

### Duplicate Records: Checklist

#### Picklists

When you use a picklist label (picklistLabels) in a \$filter query, specify the locale to avoid duplicate records.

Background: When a picklist has more than one locale and this is not defined in a query, all the locales will be queried. This could result in duplicate records.

You must define the locale in your query as follows:

```
$filter=<entity>Nav/picklistLabels/locale eq 'en_US'
```

#### Paging

If pages have duplicates or missing records, one possible reason is undefined sorting. Try using orderBy on the whole business key to fix this issue.

## 9.4.19.3 Error message: Behavior in upsert statements

Upsert statements have a single record error message behavior; for each record that fails, an error message is issued.

#### Example: Wrong Gender

Sample Request: `https://<Hostname>/odata/v2/Upsert`

Content Type: Content-Type: application/json;charset=utf-8

Payload Information:

#### Sample Code

```
[  
  {  
    "__metadata" : {
```

```

"uri" : "https://<Hostname>/odata/v2/
PerPersonal(personIdExternal='aaaa',startDate=datetime'1990-01-01T00:00:00')",
"type" : "SFOData.PerPersonal"
}, "startDate" : "\/Date(63115200000)\/", "personIdExternal" : "aaaa",
"initials" : "LT", "gender" : "M", "namePrefix" : "LT"
}, {
  "__metadata" : {
    "uri" : "https://<Hostname>/odata/v2/
PerPersonal(personIdExternal='dddd',startDate=datetime'1990-01-01T00:00:00')",
    "type" : "SFOData.PerPersonal"
  }, "startDate" : "\/Date(63115200000)\/", "personIdExternal" : "dddd",
  "initials" : "LT", "gender" : "H", "namePrefix" : "LT"
}, {
  "__metadata" : {
    "uri" : "https://<Hostname>/odata/v2/
PerPersonal(personIdExternal='hhhh',startDate=datetime'1990-01-01T00:00:00')",
    "type" : "SFOData.PerPersonal"
  }, "startDate" : "\/Date(63115200000)\/", "personIdExternal" : "hhhh",
  "initials" : "LT", "gender" : "M", "namePrefix" : "LT"
}
}
]

```

Response:

### Sample Code

```

<feed>
<entry>
<content type="application/xml">
  <m:properties>
<d:key m:null="true" />
<d:status>OK</d:status>
<d:editStatus>UPSERTED</d:editStatus>
<d:message m:null="true" />
<d:index m:type="Edm.Int32">0</d:index>
<d:httpCode m:type="Edm.Int32">200</d:httpCode>
<d:inlineResults m:type="Bag(SFOData.UpsertResult)" />
  </m:properties>
</content>
</entry>
<entry>
<content type="application/xml">
  <m:properties>
<d:key>PerPersonal/personIdExternal=dddd,PerPersonal/
startDate=1990-01-01T00:00:00.000-05:00</d:key>
<d:status>ERROR</d:status>
<d:editStatus m:null="true" />
<d:message>Field Gender is Invalid. Field Gender takes "M" / "m" for Male,
"F" / "f" for Female and " " for No Gender. Failed record info: {PerPersonal/
startDate=1990-01-01T00:00:00.000-05:00, PerPersonal/personIdExternal=dddd,
PerPersonal/initials=LT, PerPersonal/gender=H, PerPersonal/namePrefix=LT}.</
d:message>
<d:index m:type="Edm.Int32">1</d:index>
<d:httpCode m:type="Edm.Int32">500</d:httpCode>
<d:inlineResults m:type="Bag(SFOData.UpsertResult)" />
  </m:properties>
</content>
</entry>
<entry>
<content type="application/xml">
  <m:properties>
<d:key m:null="true" />
<d:status>OK</d:status>
<d:editStatus>UPSERTED</d:editStatus>
<d:message m:null="true" />
<d:index m:type="Edm.Int32">2</d:index>

```

```

<d:httpCode m:type="Edm.Int32">200</d:httpCode>
<d:inlineResults m:type="Bag(SFOData.UpsertResult)" />
  </m:properties>
</content>
</entry>
</feed>

```

## 9.4.19.4 Expanded entities: Handling deleted objects

Describes how deleted objects in \$expand can be handled as a change in certain Employee Central OData APIs.

The standard behavior in Employee Central OData API queries, such as the one below, is to ignore any records that have been deleted.

In this type of query `https://<hostname>/odata/v2/PerPerson?$expand=emailNav&$filter=personIdExternal eq '106015' and emailNav/lastModifiedDateTime ge datetimeoffset '2000-01-01T01:00:00.000Z'`, the standard behavior leads to an empty response in which all person and e-mail records are missing when the root entity is empty. This is because the engine is filtering for the e-mail info based on the last modified date - however since the object has been deleted, the system cannot find anything. You now have the chance to capture the deleted operation and update your response with an empty value for the deleted object, rather than just having an empty response. This ensures that any person synchronization is accurate.

To override this standard behavior, go to [Admin Center](#) > [Manage Employee Central Settings](#), and turn on the switch for *Consider Deletion of Expanded Entities As A Change*.

Supported Entities: PerEmail, PerPhone, PerAddressDEFAULT, EmpJobRelations, PerNationalId, EmpPayCompNonRecurring, PerEmergencyContact, and EmpWorkPermit.

### Examples: With and without the feature "Consider Deletion of Expanded Entities As A Change"

#### Example: Without "Consider Deletion of Expanded Entities As A Change"

This query shows you any changes to the e-mail records for the employee and time frame specified:

```

https://<hostname>/odata/v2/PerPerson?$expand=emailNav&$filter=personIdExternal eq '106015' and emailNav/lastModifiedDateTime ge datetimeoffset '2000-01-01T01:00:00.000Z'

```

#### Sample Code

```

{
  "d": {
    "results": [
      {
        "__metadata": {
          "uri": "https://qaautocand-api.lab-rot.ondemand.com/odata/v2/PerPerson('106015')",
          "type": "SFOData.PerPerson"
        },

```





## Example: Without "Consider Deletion of Expanded Entities As A Change" and after an agent has deleted the e-mail information for the employee in the system

Let's run the query again, `https://<hostname>/odata/v2/PerPerson? $expand=emailNav&$filter=personIdExternal eq '106015' and emailNav/lastModifiedDateTime ge datetimeoffset'2000-01-01T01:00:00.000Z'`

### Sample Code

Response

```
{
  "d": {
    "results": []
  }
}
```

All records of the employee have been removed. This causes issues - if instead of e-mail information, for example, an address or a dependent is deleted - the system responds in the same way to the lastmodified query. Instead of updating the response with an empty value for deleted object, all records are removed.

## Example: With "Consider Deletion of Expanded Entities As A Change" and after an agent has deleted the e-mail information for the employee in the system

### Sample Code

```
{
  "d": {
    "results": [
      {
        "__metadata": {
          "uri": "https://qaautocand-api.lab-rot.ondemand.com/odata/v2/PerPerson('106015')",
          "type": "SFOData.PerPerson"
        },
        "personIdExternal": "106015",
        "lastModifiedDateTime": "/Date(1441580677000+0000)/",
        "createdDateTime": "/Date(1441568467000+0000)/",
        "createdOn": "/Date(1441568467000)/",
        "countryOfBirth": "AUS",
        "lastModifiedBy": "admindlr",
        "dateOfBirth": "/Date(-520387200000)/",
        "perPersonUuid": "BE297AA97D004D29ADCBE89546F323EA",
        "lastModifiedOn": "/Date(1441580677000)/",
        "createdBy": "admindlr",
        "regionOfBirth": null,
        "personId": "339",
        ....
        "emailNav": {
          "results": []
        }
      }
    ]
  }
}
```

```
}  
}
```

Instead of an empty response without any e-mail or person information, the e-mail information (the expanded entity that was deleted) has been updated with an empty value and the other information appears in the response.

## 9.4.19.5 How to have more than one pay component on the same pay date

When an employee is due more than one non-recurring payment on the same pay date, an additional business key, `sequenceNumber`, can be added to `EmpPayCompNonRecurring`.

You can configure the data model to add this field as an additional business key (as long as it is upsertable in the data model).

### Related Information

[EmpPayCompNonRecurring \[page 682\]](#)

## 9.4.19.6 Linking to custom MDF objects

Explains how to link MDF objects to Employee Central OData APIs.

If you want to link to a custom MDF object, you will need a combination of UPSERT and POST. This is because the upserts for MDF objects and Employee Central OData APIs are not compatible.

### Example

Let's assume that you want to add information about where an employee's office is located in the employee job information. To do this, you will need the following:

1. Create (Post) an MDF object for office.

#### Note

This is a prerequisite. Even if you update the `EmpJob` entity with a business key for office and then upsert, the office will not be created. Updating the entity with the key allows you to link to an existing object only.

2. Add the business key for the MDF object (which already exists) to `EmpJob`

## 9.4.19.7 Performance: How to improve it

Here are some tips on how to improve API performance and consumption:

To be avoided	Try this instead
Too many deep filters in a query	Make sure you are using all the direct available fields in the entity
Massive result sets	Use \$select to limit the result set.
\$expand for unnecessary navigations	Do you really need those navigations? Are they directly available fields in the entity.
Merging API calls using navigation (if this is negatively impacting performance)	Use \$BATCH instead
Full loads	Use last modified queries
Calculated fields in expanded entities in empCompensation-Calculated and empCompensationGroupSumCalculated	Use rules instead in custom fields to persist the values
Writing data using incremental update	Use full purge instead, if possible.
Writing data including triggering of rules for job information (EmpJob)	Disable Triggering of Rules in Company and Logo settings and calculate values for rules in consumer.

## 9.4.19.8 Roundtrips: Why are there errors in some upserts?

If you're getting roundtrip errors, this might be down to a conflict between the user locale and the fileLocale.

You can resolve this problem by making sure that your user locale and fileLocale are both en\_US. Take a look at [fileLocale \[page 590\]](#) for more information.

## 9.4.19.9 Side Effect: What Is It?

A side effect is sometimes triggered when an API consumer performs a write operation.

The side effects triggered by the write operation are different in the OData API from the side effects triggered in UI. Sometimes the difference is profound. For example, a workflow is triggered in the UI but not in the OData API. Sometimes the difference is minor. When an HRIS Sync is triggered directly in the UI but indirectly in the API or data imports via an asynchronous sync job sending e-mails when the job starts and finishes.

Take a look at these examples to get an overview of what side effects are triggered:

- Triggering of workflows: OData APIs and data imports have the same behaviors. For how to create an approval process by configuring workflows to review data being imported, see [Configuring Workflows for Data Imports](#).

- Triggering of business rules: OData APIs and data imports have the same behaviors. For how to configure business rules during data imports, see [Configuring Business Rules for Data Imports](#).

#### Note

You can use the *API* rule context to determine whether specific *OnChange* or *OnSave* rules are required to be triggered during an API upsert. For details, see [Adding Contexts for Business Rules](#).

- Triggering of HRIS sync: If there is at least one recurring HRIS Sync job configured in your company instance, an HRIS element import triggers an HRIS Sync job run. Only one HRIS Sync job can run at a time. For more information, see the EC Data Import or User Data Changes Through API section in [Triggering HRIS Sync](#).
- Triggering of Intelligence Services: Intelligence services are triggered by rules only. For the list of the Intelligent Services events published by Employee Central and how to configure rules for the events, see [Employee Central Events for Intelligent Services](#) and its child topics.
- Triggering of hard-coded business logic in Position Management, Global Assignment and Time Off: An asynchronous process synchronizes Position and Time-off data in these products and this event is hard-coded. The only OData API that can trigger this hard-coded business logic is EmpJob.

## 9.5 Employee Profile

### 9.5.1 People Profile Configuration Entities

You can use the Employee Profile configuration entities to query the configuration settings for People Profile, including settings for People Profile page, page header, sections, subsections, blocks, block links, fields, and MDF blocks. The values returned from these APIs correspond to the settings on the [Configure People Profile](#) page.

The following entities are available for the configuration:

- `EmployeeProfilePageConfig`: Settings in [General Settings](#)
- `EmployeeProfileHeaderConfig`: Settings in [Configure Header Fields](#)
- `EmployeeProfileSectionConfig`: Settings for a section
- `EmployeeProfileSubSectionConfig`: Settings for a subsection
- `EmployeeProfileBlockContent`: Content of a block
- `EmployeeProfileBlockLink`: URLs configured in a block
- `EmployeeProfileFieldConfig`: Field configuration in a block
- `MDFBlockConfig`: Settings for an MDF block

## Supported Operations

Operation	Description
Query	Query the configuration settings on the <a href="#">Configure People Profile</a> page.

## Properties and Navigation Properties

This section lists only the properties and navigation properties that require special business logic, permission, or other additional information. For more information, refer to the API dictionary in [Admin Center > API Center > OData API Data Dictionary](#) or the API metadata using query: `https://<api-server>/odata/v2/<Entity>/$metadata`.

## Use Case 1: Query the Configuration of People Profile Page

### Request

Operation	Query
HTTP Method	GET
URI	<code>https://&lt;api-server&gt;/odata/v2/<b>EmployeeProfilePageConfig</b>?\$format=JSON</code>

### Response

```
{
  "d": {
    "results": [{
      "__metadata": {
        "uri": "https://<api-server>/odata/v2/EmployeeProfilePageConfig('PP3Page')",
        "type": "SFOData.EmployeeProfilePageConfig"
      },
      "code": "PP3Page",
      "myNameUpdateDate": "\/Date(1624492800000)\/",
      "lastModifiedDateTime": "\/Date(1626253154000+0000)\/",
      "aboutMeVideoUpdateBy": "admin",
      "currentPeriodEndDate": "\/Date(1451520000000)\/",
      "isAllFieldsDefaultExpanded": false,
      "nameFormatCode": "NF2",
      "createdDate": "\/Date(1583284464000+0000)\/",
      "pptcSelectedSectionCode": "default_section1",
      "disableBGImageUploadByUser": true,
      "isPercentCompleteEnabled": true,
      "isHeaderOverlayDisabled": false,
      "currentPeriodStartDate": "\/Date(1420070400000)\/",
      "isAboutMeVideoEnabled": true,
      "isMyNameEnabled": true,
    }
  ]
}
```



URI

```
https://<api-server>/odata/v2/  
EmployeeProfileHeaderConfig(EmployeeProfilePageConfig_code=  
'PP3Page',code='PP3HeaderConfig')?$format=JSON
```

## Response

```
{  
  "d": {  
    "__metadata": {  
      "uri": "https://<api-server>/odata/v2/  
EmployeeProfileHeaderConfig(EmployeeProfilePageConfig_code='PP3Page',code='PP3Header  
Config')",  
      "type": "SFOData.EmployeeProfileHeaderConfig"  
    },  
    "code": "PP3HeaderConfig",  
    "EmployeeProfilePageConfig_code": "PP3Page",  
    "profilePhotoEnabled": true,  
    "lastModifiedDate": "/Date(1626253154000+0000)/",  
    "createdDateTime": "/Date(1626253154000+0000)/",  
    "phoneNumber1Enabled": true,  
    "phoneNumber2Enabled": true,  
    "displayNameEnabled": true,  
    "socialNetwork1Key": "FACEBOOK",  
    "identificationEnabled": true,  
    "customField1Enabled": true,  
    "divisionEnabled": true,  
    "customField2Enabled": true,  
    "departmentEnabled": true,  
    "customField3Enabled": true,  
    "customField2Key": "addressLine1",  
    "phoneNumber1Key": "WORK",  
    "locationEnabled": true,  
    "timeZoneEnabled": true,  
    "emailEnabled": true,  
    "lastModifiedBy": "admin",  
    "mdfSystemRecordStatus": "N",  
    "socialNetwork2Key": "LINKEDIN",  
    "jobTitleEnabled": true,  
    "createdBy": "admin",  
    "customField3Key": "city",  
    "socialNetwork1Enabled": true,  
    "socialNetwork2Enabled": true,  
    "customField1Key": "businessPhone",  
    "localTimeEnabled": true,  
    "phoneNumber2Key": "MOBILE",  
    "socialNetwork2KeyNav": {  
      "__deferred": {  
        "uri": "https://<api-server>/odata/v2/  
EmployeeProfileHeaderConfig(EmployeeProfilePageConfig_code='PP3Page',code='PP3Header  
Config')/socialNetwork2KeyNav"  
      }  
    },  
    "createdByNav": {  
      "__deferred": {  
        "uri": "https://<api-server>/odata/v2/  
EmployeeProfileHeaderConfig(EmployeeProfilePageConfig_code='PP3Page',code='PP3Header  
Config')/createdByNav"  
      }  
    },  
    "phoneNumber1KeyNav": {  
      "__deferred": {  
        "uri": "https://<api-server>/odata/v2/  
EmployeeProfileHeaderConfig(EmployeeProfilePageConfig_code='PP3Page',code='PP3Header  
Config')/phoneNumber1KeyNav"  
      }  
    },  
  }  
}
```



```

    "lastModifiedByNav": {
      "__deferred": {
        "uri": "https://<api-server>/odata/v2/
EmployeeProfileHeaderConfig(EmployeeProfilePageConfig_code='PP3Page',code='PP3Header
Config')/lastModifiedByNav"
      }
    },
    "mdfSystemRecordStatusNav": {
      "__deferred": {
        "uri": "https://<api-server>/odata/v2/
EmployeeProfileHeaderConfig(EmployeeProfilePageConfig_code='PP3Page',code='PP3Header
Config')/mdfSystemRecordStatusNav"
      }
    },
    "socialNetwork1KeyNav": {
      "__deferred": {
        "uri": "https://<api-server>/odata/v2/
EmployeeProfileHeaderConfig(EmployeeProfilePageConfig_code='PP3Page',code='PP3Header
Config')/socialNetwork1KeyNav"
      }
    },
    "phoneNumber2KeyNav": {
      "__deferred": {
        "uri": "https://<api-server>/odata/v2/
EmployeeProfileHeaderConfig(EmployeeProfilePageConfig_code='PP3Page',code='PP3Header
Config')/phoneNumber2KeyNav"
      }
    }
  }
}

```

## Use Case 3: Query the Configuration Settings of a Section

The following example shows how to query the configuration settings of a section on the [Configure People Profile](#).

### Request

Operation	Query
HTTP Method	GET
URI	https://<api-server>/odata/v2/ <b>EmployeeProfileSectionConfig</b> (EmployeeProfilePageConfig_code='PP3Page',code='default_section3')?\$format=JSON

### Response

```

{
  "d": {
    "__metadata": {
      "uri": "https://<api-server>/odata/v2/
EmployeeProfileSectionConfig(EmployeeProfilePageConfig_code='PP3Page',code='default_
section3')",
      "type": "SFOData.EmployeeProfileSectionConfig"
    },
    "code": "default_section3",
    "EmployeeProfilePageConfig_code": "PP3Page",
    "lastModifiedDate": "/Date(1626253154000+0000)/",
    "titleForContingent_localized": null,
    "createdDateTime": "/Date(1583284464000+0000)/",
  }
}

```

```

    "type": "CUSTOM_SCORECARD",
    "order": "3",
    "lastModifiedBy": "admin",
    "mdfSystemRecordStatus": "N",
    "titleForContingent_defaultValue": null,
    "title_defaultValue": "Personal Information",
    "createdBy": "admin",
    "isEnabled": false,
    "title_localized": "Personal Information",
    "title_en_US": "Personal Information",
    "titleForContingent_en_US": null,
    "createdByNav": {
      "__deferred": {
        "uri": "https://<api-server>/odata/v2/
EmployeeProfileSectionConfig(EmployeeProfilePageConfig_code='PP3Page',code='default_
section3')/createdByNav"
      }
    },
    "subSections": {
      "__deferred": {
        "uri": "https://<api-server>/odata/v2/
EmployeeProfileSectionConfig(EmployeeProfilePageConfig_code='PP3Page',code='default_
section3')/subSections"
      }
    },
    "lastModifiedByNav": {
      "__deferred": {
        "uri": "https://<api-server>/odata/v2/
EmployeeProfileSectionConfig(EmployeeProfilePageConfig_code='PP3Page',code='default_
section3')/lastModifiedByNav"
      }
    },
    "mdfSystemRecordStatusNav": {
      "__deferred": {
        "uri": "https://<api-server>/odata/v2/
EmployeeProfileSectionConfig(EmployeeProfilePageConfig_code='PP3Page',code='default_
section3')/mdfSystemRecordStatusNav"
      }
    },
    "titleForContingentTranslationTextNav": {
      "__deferred": {
        "uri": "https://<api-server>/odata/v2/
EmployeeProfileSectionConfig(EmployeeProfilePageConfig_code='PP3Page',code='default_
section3')/titleForContingentTranslationTextNav"
      }
    },
    "typeNav": {
      "__deferred": {
        "uri": "https://<api-server>/odata/v2/
EmployeeProfileSectionConfig(EmployeeProfilePageConfig_code='PP3Page',code='default_
section3')/typeNav"
      }
    },
    "titleTranslationTextNav": {
      "__deferred": {
        "uri": "https://<api-server>/odata/v2/
EmployeeProfileSectionConfig(EmployeeProfilePageConfig_code='PP3Page',code='default_
section3')/titleTranslationTextNav"
      }
    }
  }
}

```

## Use Case 4: Query the Configuration Settings of a Subsection

The following example shows how to query the configuration settings of a subsection on the [Configure People Profile](#).

### Request

Operation	Query
HTTP Method	GET
URI	<code>https://&lt;api-server&gt;/odata/v2/ <b>EmployeeProfileSubSectionConfig</b>(EmployeeProfilePageConfig_code='PP3Page',code='default_section3')?\$format=JSON</code>

### Response

```
{
  "d": {
    "results": [{
      "__metadata": {
        "uri": "https://<api-server>/odata/v2/  
EmployeeProfileSubSectionConfig(EmployeeProfilePageConfig_code='PP3Page',EmployeeProfileSectionConfig_code='default_section1',code='default_subsection3')",
        "type": "SFOData.EmployeeProfileSubSectionConfig"
      },
      "code": "default_subsection3",
      "EmployeeProfileSectionConfig_code": "default_section1",
      "EmployeeProfilePageConfig_code": "PP3Page",
      "lastModifiedDate": "/Date(1626253154000+0000)/",
      "lastModifiedBy": "admin",
      "createdDateTime": "/Date(1583284464000+0000)/",
      "mdfSystemRecordStatus": "N",
      "type": "CUSTOM",
      "title_defaultValue": "Badges",
      "createdBy": "admin",
      "isEnabled": true,
      "title_localized": "Badges",
      "title_en_US": "Badges",
      "order": "14",
      "blocks": {
        "__deferred": {
          "uri": "https://<api-server>/odata/v2/  
EmployeeProfileSubSectionConfig(EmployeeProfilePageConfig_code='PP3Page',EmployeeProfileSectionConfig_code='default_section1',code='default_subsection3')/blocks"
        }
      },
      "createdByNav": {
        "__deferred": {
          "uri": "https://<api-server>/odata/v2/  
EmployeeProfileSubSectionConfig(EmployeeProfilePageConfig_code='PP3Page',EmployeeProfileSectionConfig_code='default_section1',code='default_subsection3')/createdByNav"
        }
      },
      "typeNav": {
        "__deferred": {
          "uri": "https://<api-server>/odata/v2/  
EmployeeProfileSubSectionConfig(EmployeeProfilePageConfig_code='PP3Page',EmployeeProfileSectionConfig_code='default_section1',code='default_subsection3')/typeNav"
        }
      },
      "titleTranslationTextNav": {
        "__deferred": {
```



```

"extensionLinkLabel_en_US": null,
"mdfSystemRecordStatus": "N",
"description_defaultValue": null,
"blockSize": null,
"referenceID": null,
"entries": null,
"extensionLinkLabel_localized": null,
"extensionLinkLabel_defaultValue": null,
"linkedInCompanyToken": null,
"title_localized": null,
"description_en_US": null,
"title_en_US": null,
"labelSource": null,
"ruleExternalCode": null,
"blockLayout": null,
"blockLink": null,
"ratingOption": null,
"blockType": "BEHAVIORS_BLOCKS",
"lastModifiedBy": "admin",
"layout": null,
"title_defaultValue": null,
"extensionLink": null,
"createdBy": "admin",
"mdfBlockConfig": null,
"fieldReferenceID": null,
"linkedInApiToken": null,
"description_localized": null,
"createdByNav": {
  "__deferred": {
    "uri": "https://<api-server>/odata/v2/
EmployeeProfileBlockContent(EmployeeProfilePageConfig_code='PP3Page',EmployeeProfile
SectionConfig_code='default_section5',EmployeeProfileSubSectionConfig_code='default_
subsection32',code='default_block55')/createdByNav"
  }
},
"layoutNav": {
  "__deferred": {
    "uri": "https://<api-server>/odata/v2/
EmployeeProfileBlockContent(EmployeeProfilePageConfig_code='PP3Page',EmployeeProfile
SectionConfig_code='default_section5',EmployeeProfileSubSectionConfig_code='default_
subsection32',code='default_block55')/layoutNav"
  }
},
"blockLinks": {
  "__deferred": {
    "uri": "https://<api-server>/odata/v2/
EmployeeProfileBlockContent(EmployeeProfilePageConfig_code='PP3Page',EmployeeProfile
SectionConfig_code='default_section5',EmployeeProfileSubSectionConfig_code='default_
subsection32',code='default_block55')/blockLinks"
  }
},
"blockSizeNav": {
  "__deferred": {
    "uri": "https://<api-server>/odata/v2/
EmployeeProfileBlockContent(EmployeeProfilePageConfig_code='PP3Page',EmployeeProfile
SectionConfig_code='default_section5',EmployeeProfileSubSectionConfig_code='default_
subsection32',code='default_block55')/blockSizeNav"
  }
},
"fields": {
  "__deferred": {
    "uri": "https://<api-server>/odata/v2/
EmployeeProfileBlockContent(EmployeeProfilePageConfig_code='PP3Page',EmployeeProfile
SectionConfig_code='default_section5',EmployeeProfileSubSectionConfig_code='default_
subsection32',code='default_block55')/fields"
  }
},
"descriptionTranslationTextNav": {

```

```

        "__deferred": {
            "uri": "https://<api-server>/odata/v2/EmployeeProfileBlockContent(EmployeeProfilePageConfig_code='PP3Page',EmployeeProfileSectionConfig_code='default_section5',EmployeeProfileSubSectionConfig_code='default_subsection32',code='default_block55')/descriptionTranslationTextNav"
        },
        "blockLayoutNav": {
            "__deferred": {
                "uri": "https://<api-server>/odata/v2/EmployeeProfileBlockContent(EmployeeProfilePageConfig_code='PP3Page',EmployeeProfileSectionConfig_code='default_section5',EmployeeProfileSubSectionConfig_code='default_subsection32',code='default_block55')/blockLayoutNav"
            }
        },
        "extensionLinkLabelTranslationTextNav": {
            "__deferred": {
                "uri": "https://<api-server>/odata/v2/EmployeeProfileBlockContent(EmployeeProfilePageConfig_code='PP3Page',EmployeeProfileSectionConfig_code='default_section5',EmployeeProfileSubSectionConfig_code='default_subsection32',code='default_block55')/extensionLinkLabelTranslationTextNav"
            }
        },
        "lastModifiedByNav": {
            "__deferred": {
                "uri": "https://<api-server>/odata/v2/EmployeeProfileBlockContent(EmployeeProfilePageConfig_code='PP3Page',EmployeeProfileSectionConfig_code='default_section5',EmployeeProfileSubSectionConfig_code='default_subsection32',code='default_block55')/lastModifiedByNav"
            }
        },
        "mdfBlockConfigNav": {
            "__deferred": {
                "uri": "https://<api-server>/odata/v2/EmployeeProfileBlockContent(EmployeeProfilePageConfig_code='PP3Page',EmployeeProfileSectionConfig_code='default_section5',EmployeeProfileSubSectionConfig_code='default_subsection32',code='default_block55')/mdfBlockConfigNav"
            }
        },
        "mdfSystemRecordStatusNav": {
            "__deferred": {
                "uri": "https://<api-server>/odata/v2/EmployeeProfileBlockContent(EmployeeProfilePageConfig_code='PP3Page',EmployeeProfileSectionConfig_code='default_section5',EmployeeProfileSubSectionConfig_code='default_subsection32',code='default_block55')/mdfSystemRecordStatusNav"
            }
        },
        "titleTranslationTextNav": {
            "__deferred": {
                "uri": "https://<api-server>/odata/v2/EmployeeProfileBlockContent(EmployeeProfilePageConfig_code='PP3Page',EmployeeProfileSectionConfig_code='default_section5',EmployeeProfileSubSectionConfig_code='default_subsection32',code='default_block55')/titleTranslationTextNav"
            }
        },
        "blockTypeNav": {
            "__deferred": {
                "uri": "https://<api-server>/odata/v2/EmployeeProfileBlockContent(EmployeeProfilePageConfig_code='PP3Page',EmployeeProfileSectionConfig_code='default_section5',EmployeeProfileSubSectionConfig_code='default_subsection32',code='default_block55')/blockTypeNav"
            }
        }
    }
}

```

## Use Case 6: Query the Configuration Settings of fields in a Block

### Request

Operation	Query
HTTP Method	GET
URI	<code>https://&lt;api-server&gt;/odata/v2/<b>EmployeeProfileFieldConfig</b>? \$format=JSON&amp;\$filter=EmployeeProfileSubSectionConfig_code eq 'subsection20833'</code>

### Response

```
{
  "d": {
    "results": [{
      "__metadata": {
        "uri": "https://<api-server>/odata/v2/  
EmployeeProfileFieldConfig(EmployeeProfileBlockContent_code='block20834',EmployeePro  
filePageConfig_code='PP3Page',EmployeeProfileSectionConfig_code='section20832',Empl  
oyeeProfileSubSectionConfig_code='subsection20833',code='field22909')",
        "type": "SFOData.EmployeeProfileFieldConfig"
      },
      "EmployeeProfileBlockContent_code": "block20834",
      "code": "field22909",
      "EmployeeProfileSectionConfig_code": "section20832",
      "EmployeeProfilePageConfig_code": "PP3Page",
      "EmployeeProfileSubSectionConfig_code": "subsection20833",
      "lastModifiedDate": "/Date(1626253154000+0000)/",
      "lastModifiedBy": "admin",
      "createdDateTime": "/Date(1626253154000+0000)/",
      "mdfSystemRecordStatus": "N",
      "createdBy": "admin",
      "fieldId": "hireDate",
      "order": "1",
      "createdByNav": {
        "__deferred": {
          "uri": "https://<api-server>/odata/v2/  
EmployeeProfileFieldConfig(EmployeeProfileBlockContent_code='block20834',EmployeePro  
filePageConfig_code='PP3Page',EmployeeProfileSectionConfig_code='section20832',Empl  
oyeeProfileSubSectionConfig_code='subsection20833',code='field22909')/createdByNav"
        }
      },
      "lastModifiedByNav": {
        "__deferred": {
          "uri": "https://<api-server>/odata/v2/  
EmployeeProfileFieldConfig(EmployeeProfileBlockContent_code='block20834',EmployeePro  
filePageConfig_code='PP3Page',EmployeeProfileSectionConfig_code='section20832',Empl  
oyeeProfileSubSectionConfig_code='subsection20833',code='field22909')/  
lastModifiedByNav"
        }
      },
      "mdfSystemRecordStatusNav": {
        "__deferred": {
          "uri": "https://<api-server>/odata/v2/  
EmployeeProfileFieldConfig(EmployeeProfileBlockContent_code='block20834',EmployeePro  
filePageConfig_code='PP3Page',EmployeeProfileSectionConfig_code='section20832',Empl  
oyeeProfileSubSectionConfig_code='subsection20833',code='field22909')/  
mdfSystemRecordStatusNav"
        }
      }
    }
  ]
}
```

```

        "__metadata": {
            "uri": "https://<api-server>/odata/v2/EmployeeProfileFieldConfig(EmployeeProfileBlockContent_code='block20834',EmployeeProfilePageConfig_code='PP3Page',EmployeeProfileSectionConfig_code='section20832',EmployeeProfileSubSectionConfig_code='subsection20833',code='field22910')",
            "type": "SFOData.EmployeeProfileFieldConfig"
        },
        "EmployeeProfileBlockContent_code": "block20834",
        "code": "field22910",
        "EmployeeProfileSectionConfig_code": "section20832",
        "EmployeeProfilePageConfig_code": "PP3Page",
        "EmployeeProfileSubSectionConfig_code": "subsection20833",
        "lastModifiedDate": "/Date(1626253154000+0000)/",
        "lastModifiedBy": "admin",
        "createdDateTime": "/Date(1626253154000+0000)/",
        "mdfSystemRecordStatus": "N",
        "createdBy": "admin",
        "fieldId": "married",
        "order": "2",
        "createdByNav": {
            "__deferred": {
                "uri": "https://<api-server>/odata/v2/EmployeeProfileFieldConfig(EmployeeProfileBlockContent_code='block20834',EmployeeProfilePageConfig_code='PP3Page',EmployeeProfileSectionConfig_code='section20832',EmployeeProfileSubSectionConfig_code='subsection20833',code='field22910')/createdByNav"
            }
        },
        "lastModifiedByNav": {
            "__deferred": {
                "uri": "https://<api-server>/odata/v2/EmployeeProfileFieldConfig(EmployeeProfileBlockContent_code='block20834',EmployeeProfilePageConfig_code='PP3Page',EmployeeProfileSectionConfig_code='section20832',EmployeeProfileSubSectionConfig_code='subsection20833',code='field22910')/lastModifiedByNav"
            }
        },
        "mdfSystemRecordStatusNav": {
            "__deferred": {
                "uri": "https://<api-server>/odata/v2/EmployeeProfileFieldConfig(EmployeeProfileBlockContent_code='block20834',EmployeeProfilePageConfig_code='PP3Page',EmployeeProfileSectionConfig_code='section20832',EmployeeProfileSubSectionConfig_code='subsection20833',code='field22910')/mdfSystemRecordStatusNav"
            }
        }
    },
    {
        "__metadata": {
            "uri": "https://<api-server>/odata/v2/EmployeeProfileFieldConfig(EmployeeProfileBlockContent_code='block20834',EmployeeProfilePageConfig_code='PP3Page',EmployeeProfileSectionConfig_code='section20832',EmployeeProfileSubSectionConfig_code='subsection20833',code='field22911')",
            "type": "SFOData.EmployeeProfileFieldConfig"
        },
        "EmployeeProfileBlockContent_code": "block20834",
        "code": "field22911",
        "EmployeeProfileSectionConfig_code": "section20832",
        "EmployeeProfilePageConfig_code": "PP3Page",
        "EmployeeProfileSubSectionConfig_code": "subsection20833",
        "lastModifiedDate": "/Date(1626253154000+0000)/",
        "lastModifiedBy": "admin",
        "createdDateTime": "/Date(1626253154000+0000)/",
        "mdfSystemRecordStatus": "N",
        "createdBy": "admin",
        "fieldId": "sysStartingSalary",
        "order": "3",
        "createdByNav": {
            "__deferred": {

```



```

        "uri": "https://<api-server>/odata/v2/
EmployeeProfileFieldConfig(EmployeeProfileBlockContent_code='block20834',EmployeePro
filePageConfig_code='PP3Page',EmployeeProfileSectionConfig_code='section20832',Empl
oyeeProfileSubSectionConfig_code='subsection20833',code='field22911')/createdByNav"
    },
    "lastModifiedByNav": {
        "__deferred": {
            "uri": "https://<api-server>/odata/v2/
EmployeeProfileFieldConfig(EmployeeProfileBlockContent_code='block20834',EmployeePro
filePageConfig_code='PP3Page',EmployeeProfileSectionConfig_code='section20832',Empl
oyeeProfileSubSectionConfig_code='subsection20833',code='field22911')/
lastModifiedByNav"
        }
    },
    "mdfSystemRecordStatusNav": {
        "__deferred": {
            "uri": "https://<api-server>/odata/v2/
EmployeeProfileFieldConfig(EmployeeProfileBlockContent_code='block20834',EmployeePro
filePageConfig_code='PP3Page',EmployeeProfileSectionConfig_code='section20832',Empl
oyeeProfileSubSectionConfig_code='subsection20833',code='field22911')/
mdfSystemRecordStatusNav"
        }
    }
},
{
    "__metadata": {
        "uri": "https://<api-server>/odata/v2/
EmployeeProfileFieldConfig(EmployeeProfileBlockContent_code='block20834',EmployeePro
filePageConfig_code='PP3Page',EmployeeProfileSectionConfig_code='section20832',Empl
oyeeProfileSubSectionConfig_code='subsection20833',code='field22912')",
        "type": "SFOData.EmployeeProfileFieldConfig"
    },
    "EmployeeProfileBlockContent_code": "block20834",
    "code": "field22912",
    "EmployeeProfileSectionConfig_code": "section20832",
    "EmployeeProfilePageConfig_code": "PP3Page",
    "EmployeeProfileSubSectionConfig_code": "subsection20833",
    "lastModifiedDate": "/Date(1626253154000+0000)/",
    "lastModifiedBy": "admin",
    "createdDateTime": "/Date(1626253154000+0000)/",
    "mdfSystemRecordStatus": "N",
    "createdBy": "admin",
    "fieldId": "sysSource",
    "order": "4",
    "createdByNav": {
        "__deferred": {
            "uri": "https://<api-server>/odata/v2/
EmployeeProfileFieldConfig(EmployeeProfileBlockContent_code='block20834',EmployeePro
filePageConfig_code='PP3Page',EmployeeProfileSectionConfig_code='section20832',Empl
oyeeProfileSubSectionConfig_code='subsection20833',code='field22912')/createdByNav"
        }
    },
    "lastModifiedByNav": {
        "__deferred": {
            "uri": "https://<api-server>/odata/v2/
EmployeeProfileFieldConfig(EmployeeProfileBlockContent_code='block20834',EmployeePro
filePageConfig_code='PP3Page',EmployeeProfileSectionConfig_code='section20832',Empl
oyeeProfileSubSectionConfig_code='subsection20833',code='field22912')/
lastModifiedByNav"
        }
    },
    "mdfSystemRecordStatusNav": {
        "__deferred": {
            "uri": "https://<api-server>/odata/v2/
EmployeeProfileFieldConfig(EmployeeProfileBlockContent_code='block20834',EmployeePro
filePageConfig_code='PP3Page',EmployeeProfileSectionConfig_code='section20832',Empl

```

```

yeeProfileSubSectionConfig_code='subsection20833',code='field22912')/
mdfSystemRecordStatusNav"
    }
  },
  {
    "__metadata": {
      "uri": "https://<api-server>/odata/v2/
EmployeeProfileFieldConfig(EmployeeProfileBlockContent_code='block20834',EmployeePro
filePageConfig_code='PP3Page',EmployeeProfileSectionConfig_code='section20832',Emplo
yeeProfileSubSectionConfig_code='subsection20833',code='field22913')",
      "type": "SFOData.EmployeeProfileFieldConfig"
    },
    "EmployeeProfileBlockContent_code": "block20834",
    "code": "field22913",
    "EmployeeProfileSectionConfig_code": "section20832",
    "EmployeeProfilePageConfig_code": "PP3Page",
    "EmployeeProfileSubSectionConfig_code": "subsection20833",
    "lastModifiedDate": "/Date(1626253154000+0000)/",
    "lastModifiedBy": "admin",
    "createdDateTime": "/Date(1626253154000+0000)/",
    "mdfSystemRecordStatus": "N",
    "createdBy": "admin",
    "fieldId": "businessPhone",
    "order": "5",
    "createdByNav": {
      "__deferred": {
        "uri": "https://<api-server>/odata/v2/
EmployeeProfileFieldConfig(EmployeeProfileBlockContent_code='block20834',EmployeePro
filePageConfig_code='PP3Page',EmployeeProfileSectionConfig_code='section20832',Emplo
yeeProfileSubSectionConfig_code='subsection20833',code='field22913')/createdByNav"
      }
    },
    "lastModifiedByNav": {
      "__deferred": {
        "uri": "https://<api-server>/odata/v2/
EmployeeProfileFieldConfig(EmployeeProfileBlockContent_code='block20834',EmployeePro
filePageConfig_code='PP3Page',EmployeeProfileSectionConfig_code='section20832',Emplo
yeeProfileSubSectionConfig_code='subsection20833',code='field22913')/
lastModifiedByNav"
      }
    },
    "mdfSystemRecordStatusNav": {
      "__deferred": {
        "uri": "https://<api-server>/odata/v2/
EmployeeProfileFieldConfig(EmployeeProfileBlockContent_code='block20834',EmployeePro
filePageConfig_code='PP3Page',EmployeeProfileSectionConfig_code='section20832',Emplo
yeeProfileSubSectionConfig_code='subsection20833',code='field22913')/
mdfSystemRecordStatusNav"
      }
    }
  }
]
}
}

```

## Use Case 7: Query the Configuration Settings of an MDF Block

### Request

Operation	Query
-----------	-------

HTTP Method	GET
URI	https://<api-server>/odata/v2/ <b>MDFBlockConfig</b> ('mdfblock137')?\$format=JSON

## Response

```
{
  "d": {
    "__metadata": {
      "uri": "https://<api-server>/odata/v2/MDFBlockConfig('mdfblock137')",
      "type": "SFOData.MDFBlockConfig"
    },
    "code": "mdfblock137",
    "lastModifiedDate": "/Date(1527666932000+0000)/",
    "lastModifiedBy": "admin",
    "createdDateTime": "/Date(1527666932000+0000)/",
    "mdfSystemRecordStatus": "N",
    "objectType": "cust_tuitionReimburse",
    "screenId": "Tuition3",
    "createdBy": "admin",
    "createdByNav": {
      "__deferred": {
        "uri": "https://<api-server>/odata/v2/MDFBlockConfig('mdfblock137')/
createdByNav"
      }
    },
    "wfRequestNav": {
      "__deferred": {
        "uri": "https://<api-server>/odata/v2/MDFBlockConfig('mdfblock137')/
wfRequestNav"
      }
    },
    "lastModifiedByNav": {
      "__deferred": {
        "uri": "https://<api-server>/odata/v2/MDFBlockConfig('mdfblock137')/
lastModifiedByNav"
      }
    },
    "mdfSystemRecordStatusNav": {
      "__deferred": {
        "uri": "https://<api-server>/odata/v2/MDFBlockConfig('mdfblock137')/
mdfSystemRecordStatusNav"
      }
    }
  }
}
```

## 9.5.2 BadgeTemplates

This entity provides information about badge templates.

### Supported Operations

Operation	Description
Query	Query badge templates.

### Properties and Navigation Properties

#### Properties

Property	Description
badgeInstancelId	The unique identifier for a badge template record.
userId	The owner of the user badge template. The API returns templates for the currently logged in user if no userId is specified.
customBadge	True if the template is custom.
photo	A link to the photo associated with the template.

#### Navigation properties

None.

### Use Case: Get All Badge Templates

#### Request

Operation	Query
HTTP Method	GET
URI	<code>https://&lt;API-Server&gt;/odata/v2/BadgeTemplates?\$format=JSON</code>

#### Response

```
{
  "d": {
    "results": [
      {
        "__metadata": {
```

```

        "uri": "https://<API-Server>/odata/v2/BadgeTemplates(1)",
        "type": "SFOData.BadgeTemplates"
    },
    "badgeId": 1,
    "badgeTitle": "Great Work",
    "customBadge": false,
    "photo":<....>,
  {
    "__metadata": {
      "uri": "https://<API-Server>/odata/v2/BadgeTemplates(2)",
      "type": "SFOData.BadgeTemplates"
    },
    "badgeId": 2,
    "badgeTitle": "Team Player",
    "customBadge": false,
    "photo":<....>
  }
}

```

## Related Information

SAP Business Accelerator Hub: [BadgeTemplates](#)

## 9.5.3 UserBadges

This entity exposes user badge information for a specified user.

### Supported Operations

Operation	Description
Query	Query badge information for a specified user.
Insert	Give a badge to another user (not to oneself).
Delete	Delete the badges given to the logged in user, or delete badges that the logged in user gave other users.
Merge	Update a user's badge information by merging data.
Replace	Update a user's badge information by replacing data.
Upsert	Create or update badge information for a user.

## Properties and Navigation Properties

### Properties

Property	Description
badgeInstanceId	The unique identifier for a user badge record.
userId	The unique ID for the badge owner. The API returns badges for the currently logged in user if no userId is specified.
badgeCreatorName	The name of the person who created the badge
badgeId	The ID of the badge.
badgeTitle	The title of the badge.
comment	Comment for the badge.
creatorUserID	The ID of the person who created the badge.
lastModified	The date and time on which the badge was created.
photo	The photo for the badge.

### Navigation Properties

None.

## Use Case 1: Get the Badge of an Administrator

### Request

Operation	Query
HTTP Method	GET
URI	<code>https://&lt;API-Server&gt;/odata/v2/UserBadges?\$filter=userId eq 'admin101'&amp;\$format=json</code>

### Response

```
{
  "d": {
    "results": [{
      "__metadata": {
        "uri": "https://<api-server>/odata/v2/UserBadges(badgeInstanceId=651,userId='admin101')",
        "type": "SFOData.UserBadges"
      },
      "badgeInstanceId": 651,
      "userId": "admin101",
      "creatorUserID": "admin",
      "badgeId": 1013,
    }
  ]
}
```



URI	<code>https://&lt;api-server&gt;/odata/v2/UserBadges?\$format=json</code>
Payload	<pre>{   "__metadata":{ "uri": "UserBadges" },   "badgeId": 3,   "comment": "hello world!!",   "badgeInstanceId": 9338,   "userId": "cgrant" }</pre>

### Use Case 3: Delete a User's Badge

Operation	Delete
HTTP Method	DELETE
URI	<code>https://&lt;api-server&gt;/odata/v2/UserBadges(badgeInstanceId=2601,userId='cgrant')?\$format=json</code>

### Related Information

[SAP Business Accelerator Hub: UserBadges](#)

## 9.5.4 Background Entities

Background entities allow you to read and edit background information. Each Background entity corresponds with a background element in the Succession Data Model.

A Background entity name consists of two parts:

- A prefix `Background_`
- A background element ID that is configured in the data model. Its first letter is converted to uppercase in an entity name.

#### ❁ Example

If the background element ID is `insideWorkExperience`, then the entity name is `Background_InsideWorkExperience`.



### Note

We convert the first letter of a background element ID to uppercase and use it as part of an entity name. So to avoid duplicate entity names, make sure that your data model does not have two background elements where the only difference between their background element ID is the letter case of the first letter.

### Note

The fields that you've set to be hidden in the data model are now exposed through the Background OData APIs, but these fields are still hidden in the UI.

## Permissions

Action	Permission	Description
For admins (Query Only)	<a href="#">Administrator Permissions</a> > <a href="#">Manage User</a> > <a href="#">Export Extended User Information</a>	Allows you to query background information of all users by API  Target populations defined for this permission are not considered in the query operations.
For users	<a href="#">User Permissions</a> > <a href="#">Employee Data</a> > <a href="#">Background</a> > <a href="#">&lt;background element&gt;</a>	Allows you to view and edit a certain type of background information of one or multiple users in your target population by API

#### Example

With this permission, you can use the query option `$filter=userId eq 'XXX'` to get background information about one specific user, or use the query option `$top=` to get background information records of multiple users.

If admins have both the admin and user permissions, the admin permission applies.

## Supported Operations

Operation	Description
Query	<p>You can:</p> <ul style="list-style-type: none"><li>Sort a result</li><li>Query a user's background information, for example, logged in user</li><li>Query multiple users' background information a time by batch query</li><li>Navigation query</li></ul>
	<div><p><b>Note</b></p><p>When you query results for this entity, the order of all properties in each record has no relationship with order of each field as configured in the data model, or in the web UI display.</p></div>
Delete	Delete a background record.
Upsert	<p>Upsert a background record.</p> <ul style="list-style-type: none"><li>When you update existing elements, use the existing <code>backgroundElementId</code> to identify an element.</li><li>Background API supports batch upsert operation.</li></ul>
Insert	When you insert a new background element, make sure that all the <code>backgroundElementId</code> fields of the new elements are set to 0 in the payload. The system gives new <code>backgroundElementIds</code> to them automatically.

The following operations aren't supported:

- The API can't tell which picklist option ID belongs to which picklist ID, parent picklist ID, or child picklist.
- The API can't do the URL-LINK validation (Display Name required validation and URL regex validation)
- The API doesn't support Global Assignment for batch query operation.

Global Assignment operations are supported.

## Properties and Navigation Properties

This section lists only the properties and navigation properties that require special business logic, permission, or other additional information. For more information, refer to the API dictionary in [Admin Center](#) [API Center](#) [OData API Data Dictionary](#) or the API metadata using query: `https://<api-server>/odata/v2/<Entity>/$metadata`.

### Properties

Property	Description
userId	<p>A business key field.</p> <p>The owner of the background information. This field is required for insert, update, and delete operations.</p>

Property	Description
backgroundElementId	A business key field.  Set the value of this property to <b>0</b> for an insert operation. Set it to its original value for an upsert (update) or delete operation.
bgOrderPos	The order of display in the UI for each record. This field is optional.
attachment	This field is required to update the attachment ID for background documents.

## Navigation Properties

None by default. When some properties are configured as picklist, then the entity has some navigation properties.

Navigation Property	Related Entity	Description
attachmentNav	Attachment	Navigation to the Attachment entity.

## Entity Relation Diagram

If some properties of this entity are configured as a picklist, then this entity has a one-to-one association with the PicklistOption entity. Otherwise, this entity has no relationship with other entities.

## Use Case 1: Get the Internal Work Experiences of a User

The following example shows you how to get the internal work experiences of a user and their display order on the UI.

### Request

Operation	Query
HTTP Method	GET
URI	<pre>https://&lt;api-server&gt;/odata/v2/ Background_InsideWorkExperience? \$filter=userId eq '100259'&amp;\$orderby=bgOrderPos desc&amp;\$format=json</pre>

### Response

```
{
  "d": {
    "results": [
      {
        "__metadata": {
          "uri": "https://<api-server>/odata/v2/
Background_InsideWorkExperience(backgroundElementId=72474L,userId='100259')",
          "type": "SFOData.Background_InsideWorkExperience"
        },

```

```

        "backgroundElementId": "72474",
        "userId": "100259",
        "endDate": "/Date(1451606400000)/",
        "lastModifiedDate": "/Date(1497561442000+0000)/",
        "bgOrderPos": "3",
        "department": null,
        "title": "Project Lead",
        "startDate": "/Date(1420070400000)/",
        "userIdNav": {
            "__deferred": {
                "uri": "https://<api-server>/odata/v2/
Background_InsideWorkExperience(backgroundElementId=72474L,userId='100259')/
userIdNav"
            }
        }
    },
    {
        "__metadata": {
            "uri": "https://<api-server>/odata/v2/
Background_InsideWorkExperience(backgroundElementId=72475L,userId='100259')",
            "type": "SFOData.Background_InsideWorkExperience"
        },
        "backgroundElementId": "72475",
        "userId": "100259",
        "endDate": "/Date(1483228800000)/",
        "lastModifiedDate": "/Date(1497561442000+0000)/",
        "bgOrderPos": "2",
        "department": null,
        "title": "Senior Project Leader",
        "startDate": "/Date(1451865600000)/",
        "userIdNav": {
            "__deferred": {
                "uri": "https://<api-server>/odata/v2/
Background_InsideWorkExperience(backgroundElementId=72475L,userId='100259')/
userIdNav"
            }
        }
    },
    {
        "__metadata": {
            "uri": "https://<api-server>/odata/v2/
Background_InsideWorkExperience(backgroundElementId=72473L,userId='100259')",
            "type": "SFOData.Background_InsideWorkExperience"
        },
        "backgroundElementId": "72473",
        "userId": "100259",
        "endDate": null,
        "lastModifiedDate": "/Date(1497561356000+0000)/",
        "bgOrderPos": "1",
        "department": null,
        "title": "Project Manager",
        "startDate": "/Date(1483315200000)/",
        "userIdNav": {
            "__deferred": {
                "uri": "https://<api-server>/odata/v2/
Background_InsideWorkExperience(backgroundElementId=72473L,userId='100259')/
userIdNav"
            }
        }
    }
]
}
}

```

## Use Case 2: Add a Record of Internal Work Experience

This example shows how to add a record of internal work experience.

### Request

Operation	Insert
HTTP Method	POST
URI	<code>https://&lt;api-server&gt;/odata/v2/Background_InsideWorkExperience?\$format=json</code>
Payload	<pre>{   "__metadata": { "uri":     "Background_InsideWorkExperience"   },   "userId": "US0019",   "startDate": "/ Date(1512432000000)/",   "title": "Program Manager",   "department": "HR Management",   "endDate": "/Date(1543968000000)/" }</pre>

## Use Case 3: Update a Record of Internal Work Experience

This example shows how to update a record of internal work experience.

### Request

Operation	Upsert
HTTP Method	POST
URI	<code>https://&lt;api-server&gt;/odata/v2/upsert</code>
Payload	<pre>{   "__metadata": {     "uri":       "Background_InsideWorkExperience"   },   "backgroundElementId": "99",   "userId": "US0019",   "fromDate": "/Date(1543968000000)/",   "department": "HR Management",   "title": "Team Assistant",   "thruDate": "/Date(1575504000000)/" }</pre>

## Use Case 4: Add Multiple Records of Education

This example shows how to add two records of education background: one for a bachelor's degree and the other a master's degree.

### → Tip

The `strictTransactionIsolate=true` parameter is used for partial upsert so that the failure of one entry doesn't affect the upsert of other entries.

Set the value of the property `backgroundElementId` to `0` for an insert operation.

### Request

Operation	Upsert
HTTP Method	POST
URI	<code>https://&lt;api-server&gt;/odata/v2/upsert?strictTransactionIsolate=true</code>
Payload	<pre>[{   "__metadata": {     "uri": "https://&lt;api-server&gt;/odata/v2/Background_Education(backgroundElementId=0,userId='US0019')",     "type": "SFOData.Background_Education"   },   "degree": "11801",   "major": "11876",   "school": "University of Virginia",   "bgOrderPos": "2",   "startDate": "/Date(1378080000000)/",   "endDate": "/Date(1449187200000)/" }, {   "__metadata": {     "uri": "https://&lt;api-server&gt;/odata/v2/Background_Education(backgroundElementId=0,userId='US0019')",     "type": "SFOData.Background_Education"   },   "degree": "11797",   "major": "11877",   "school": "University of Virginia",   "bgOrderPos": "1",   "startDate": "/Date(1251763200000)/",   "endDate": "/Date(1373587200000)/" }]</pre>

## Use Case 5: Delete Records of Internal Work Experience

This example shows how to delete a record of internal work experience.

### Request

Operation	Delete
HTTP Method	DELETE
URI	<code>https://&lt;api-server&gt;/odata/v2/ Background_InsideWorkExperience(background ElementId =2807L,userId='admin')? \$format=json</code>

### Related Information

[SAP Business Accelerator Hub: Background Entities](#) 

## 9.5.5 Trend Entities

Trend entities allow you to read and edit trend data. Trend data is the feedback or ratings provided by managers or other authorized employees. Each trend entity corresponds to a trend element (background rating element) in the Succession Data Model.

Depending on the configuration of the Data Model for your company, you can have up to six trend entities. You can configure one or more of the following six entities in the Succession Data Model:

- TrendData\_SysOverallPerformance
- TrendData\_SysOverallPotential
- TrendData\_SysOverallObjective
- TrendData\_SysOverallCompetency
- TrendData\_SysOverallCustom1
- TrendData\_SysOverallCustom2

### Permissions

Trend API supports follows the same permission control as on the *People Profile* UI. Make sure that you have the permission over the user data you want to query.

Permission System	Required Setting	Description
Role-based	The permissions for the corresponding field under <a href="#">User Permissions</a> <a href="#">Employee Data</a>	Allows you to view and edit a certain type of trend information of a user by API
	<a href="#">Administrator Permissions</a> <a href="#">Manage User</a> <a href="#">Export Extended User Information</a>	Allows you to run a batch query on rating information of all users

## Supported Operations

Operation	Description
Query	<p>Three kinds of query operations are supported:</p> <ul style="list-style-type: none"> <li>Query a user's trend data.</li> <li>Sort a result.</li> <li>Expand to picklist or attachment entities.</li> </ul> <div style="border: 1px solid #ccc; background-color: #f9f9f9; padding: 10px; margin-top: 10px;"> <p><b>Note</b></p> <p>You can query data records from all modules and sources, for example, Performance Management and Calibration, and filter data records by modules and sources.</p> </div>
Upsert	Update or insert a single trend record or multiple trend records.
Delete	Delete a trend record.
Insert	Insert a single trend record or multiple trend records
Merge	Update a trend record by merging data.
Replace	Update a trend record by replacing data.

## Properties and Navigation Properties

This section lists only the properties and navigation properties that require special business logic, permission, or other additional information. For more information, refer to the API dictionary in [Admin Center](#) [API Center](#) [OData API Data Dictionary](#) or the API metadata using query: `https://<api-server>/odata/v2/<Entity>/$metadata`.

### Properties

The business key for each entity is its id.

The `required` attributes for the following properties are derived from your Succession Data Model.



- name
- description
- source
- module
- attachment1

## Use Case 1: Query Trend Data by ID

This example shows how to get the TrendData\_SysOverallCompetency record by its ID.

### Request

Operation	Query
HTTP Method	GET
URI	https://<api-server>/odata/v2/ TrendData_SysOverallCompetency(17892L)? \$format=JSON

### Response

```
{
  "d": {
    "__metadata": {
      "uri": "https://<api-server>/odata/v2/  
TrendData_SysOverallCompetency(17892L)",
      "type": "SFOData.TrendData_SysOverallCompetency"
    },
    "id": "17892",
    "min": "1",
    "endDate": "\/Date(1593561599000)\/",
    "max": "3",
    "module": "Performance Manager",
    "name": null,
    "rating": "2",
    "description": null,
    "label": "Medium",
    "lastModified": "\/Date(1562825700000+0000)\/",
    "source": "Form",
    "userId": "cgrant",
    "startDate": "\/Date(1561939200000)\/"
  }
}
```

## Use Case 2: Create a Record

This example shows how to create a TrendData\_SysOverallCompetency record using upsert.

## Request

Operation	Upsert
HTTP Method	POST
URI	https://<api-server>/odata/v2/ TrendData_SysOverallCompetency/upsert
Payload	<pre>{   "__metadata": {     "uri": "TrendData_SysOverallCompetency",     "type":       "SFOData.TrendData_SysOverallCompetency"   },   "userId": "admin",   "endDate": "/Date(1539561599000)/",   "rating": "2",   "startDate": "/Date(1536883220000)/" }</pre>

## Response

<pre>{   "d": [     {       "key": "TrendData_SysOverallCompetency/id=17949",       "status": "OK",       "editStatus": "INSERTED",       "message": null,       "index": 0,       "httpCode": 201,       "inlineResults": null     }   ] }</pre>
---

## Use Case 3: Update an Existing Record

This example shows how to update an TrendData\_SysOverallCompetency record.

## Request

Operation	Upsert
HTTP Method	POST
URI	https://<api-server>/odata/v2/ TrendData_SysOverallCompetency/upsert
Payload	<pre>{   "__metadata": {     "uri":       "TrendData_SysOverallCompetency",     "type":       "SFOData.TrendData_SysOverallCompetency"   }, }</pre>

```
"id": "236045",
"userId": "admin",
"endDate": "/Date(1539561599000)/",
"rating": "3",
"startDate": "/Date(1536883220000)/"
}
```

## Response

```
{
  "d": [
    {
      "key": "TrendData_SysOverallCompetency/id=236045",
      "status": "OK",
      "editStatus": "UPDATED",
      "message": null,
      "index": 0,
      "httpCode": 204,
      "inlineResults": null
    }
  ]
}
```

## Use Case 4: Upserting Multiple Records

This example shows how to upsert multiple TrendData\_SysOverallCompetency records, where the first two are existing and the third one is new.

### Request

Operation	Upsert
HTTP Method	POST
URI	https://<api-server>/odata/v2/ TrendData_SysOverallCompetency/upsert

Payload

```
[{
  "__metadata": {
    "uri":
    "TrendData_SysOverallCompetency",
    "type":
    "SFOData.TrendData_SysOverallCompetency"
  },
  "id": "235873",
  "userId": "admin",
  "endDate": "/Date(1539561599000)/",
  "rating": "3",
  "startDate": "/Date(1536883220000)/"
},{
  "__metadata": {
    "uri":
    "TrendData_SysOverallCompetency",
    "type":
    "SFOData.TrendData_SysOverallCompetency"
  },
```

```

    "id": "236045",
    "userId": "admin",
    "endDate": "/Date(1539561599000)/",
    "rating": "1",
    "startDate": "/Date(1536883220000)/"
  }, {
    "__metadata": {
      "uri":
        "TrendData_SysOverallCompetency",
      "type":
        "SF0Data.TrendData_SysOverallCompetency"
    },
    "userId": "admin",
    "endDate": "/Date(1539561599000)/",
    "rating": "2",
    "startDate": "/Date(1536883220000)/"
  }
}]]

```

## Response

### Sample Code

```

{
  "d": [
    {
      "key": null,
      "status": "ERROR",
      "editStatus": null,
      "message": "Failed because the record does not exist or cannot be
edit",
      "index": 0,
      "httpCode": 500,
      "inlineResults": null
    },
    {
      "key": "TrendData_SysOverallCompetency/id=236045",
      "status": "OK",
      "editStatus": UPDATED,
      "message": null,
      "index": 1,
      "httpCode": 204,
      "inlineResults": null
    },
    {
      "key": "TrendData_SysOverallCompetency/id=236046",
      "status": "OK",
      "editStatus": "INSERTED",
      "message": null,
      "index": 2,
      "httpCode": 201,
      "inlineResults": null
    }
  ]
}

```

The first record is failed for following possible reasons: the trend record doesn't exist, it isn't from Live Profile, or the user has no permission to update it. The second record is updated successfully. The third record with no id means that it's a new record. It's created successfully with new id 236046.

## Use Case 5: Delete Trend Data

This example shows how to delete an TrendData\_SysOverallCompetency record.

### Request

Operation	Delete
HTTP Method	DELETE
URI	https://<api-server>/odata/v2/ TrendData_SysOverallCompetency(<id>)

### Related Information

[SAP Business Accelerator Hub: Trend Entities](#)

## 9.5.6 EPPublicProfile

This entity provides configuration information about the People Profile header, for example, "About Me" videos, "My Name" audio recordings, "Introduction" text, and permission of profile photos.

### Supported Operations

Query, Insert, Merge, Replace, Upsert, Delete

### Properties and Navigation Properties

This section lists only the properties and navigation properties that require special business logic, permission, or other additional information. For more information, refer to the API dictionary in [Admin Center](#) [API Center](#) [OData API Data Dictionary](#) or the API metadata using query: `https://<api-server>/odata/v2/<Entity>/$metadata`.

### Use Case: Get the Profile Header Information of a User

This example shows how to query the information of the People Profile header for a given user ID.

## Request

Operation	Query
HTTP Method	GET
URI	https://<api-server>/odata/v2/ EPPublicProfile?\$filter=userId eq 'adminbl'&\$format=json

## Response

```
{
  "d": {
    "results": [
      {
        "__metadata": {
          "uri": "https://<api-server>/odata/v2/  
EPPublicProfile('adminbl')",
          "type": "SFOData.EPPublicProfile"
        },
        "userId": "adminbl",
        "aboutMeVideoToken":
        "f55caa1353e5afd7711f91aec0d15bac37e156b87c906e3d636cb025a28a5889f576100302be07bb625  
8e890eceece4a86731a01af728e392d0d4d7f66b94b72,-1093852081354927088,1650097188,2",
        "hasMyNameAudio": true,
        "aboutMeVideoUploadId": "AboutMe_adminbl",
        "myNameAudioUploadId": "MyName_adminbl",
        "isExpressivePhotoEditable": true,
        "myNameText": "TestMyNameTextAlt",
        "hasIntroduction": true,
        "hasAboutMeVideo": true,
        "hasMyName": true,
        "myNameAudioToken":
        "cf437404725e5e59cd6d07cbfee31983827e3d7d95285274c6fa0ce4c2153d60389ac7c44df57d9d05a  
a0a7c9ad12120f91cfd1861fa63a62583c128f58b7116,-2197056086795513151,1650097188,2",
        "mediaServiceBaseUrl": "https://azqa.ms.successfactors.com/  
mediaservice",
        "isExpressiveMode": true,
        "isAddBadgeAllowed": false,
        "isBadgesSectionEnabled": false,
        "applicationId": "aboutme_7ee852c1_bf06_472e_8eaa_0ce53436164b",
        "introduction": "Say something about yourself.",
        "liveProfilePhotoPermission": "EDIT"
      }
    ]
  }
}
```

## Related Information

[SAP Business Accelerator Hub: EPPublicProfile](#)

## 9.6 Execution Manager

### 9.6.1 EMEvent

You can use this entity to upsert an event for a new process or an existing process. For new processes, you can upsert the event along with its child entities, EMEventAttribute and EMEventPayload. Once the process is inserted, further events for this process can be inserted by only passing the URI identifying the particular process to which this event would belong, identified by its composite key.

#### Permissions

API Permissions

Permission System	Required Settings
Role based	<a href="#">▶ Admin Center Permissions ▶ Read Execution Manager Events ▶</a>
	<a href="#">▶ Admin Center Permissions ▶ Read Execution Manager Event Payload ▶</a>

#### Supported Operations

Operation	Description
Query	Query an entity
Insert	Create a record
Upsert	Create or update a record

#### Properties

The EMEvent entity holds the properties for a particular event, having associations to EMMonitoredProcess, EMEventAttribute and EMEventPayload. EMMonitoredProcess identifies the process to which a set of events belong. EMEventAttribute holds a set of attributes for a particular event. EMEventPayload can hold a payload for any particular event.

You can get detailed information about the entity properties from the OData API dictionary or by exposing the entity metadata. To do this, use the following query `https://<hostname>/odata/v2/Entity('<YourEntity')?$format=json`

## Use Case 1: Upserting an event for a new process (along with child entities EMEventAttribute and EMEventPayload)

This is the upsertable/insertable entity. Its child entities can be inserted along with upsert/insert of this entity. For every entity EMEvent being upserted/inserted, a process entity EMMonitoredProcess is required. When an event is being upserted/inserted for the first time, the process entity has to be passed in an expanded form.

### Request

Request Information

Operation	Upsert
HTTP Method	POST
URI	<code>https://&lt;api-server&gt;/odata/v2/upsert?\$format=JSON</code>
Headers	Authorization: Basic <Base 64 encoded ("user@company:password")> Content-Type: application/json;charset=utf-8



## Sample Code

```

{
  "__metadata":{
    "uri":"https://<HOSTNAME>/odata/v2/EMEvent",
    "type":"SFOData.EMEvent"
  },
  "eventDescriptionMsgKey":null,
  "eventDescription":"Some event description related to the eventName",
  "eventTime":"/Date(1594367794530+0000)/",
  "eventName":"Appropriate event name",
  "eventType":"START",
  "process":{
    "__metadata":{
      "uri":"https://<HOSTNAME>/odata/v2/EMMonitoredProcess",
      "type":"SFOData.EMMonitoredProcess"
    },
    "processDefinitionId":"<PID>",
    "processInstanceId":"156620",
    "processType":"SCHEDULED_JOB",
    "hasErrors":null,
    "hasWarnings":null,
    "processState":"COMPLETED",
    "coRelatorId":null,
    "moduleName":null,
    "lastEventTime":"/Date(1594188117558+0000)/",
    "processDefinitionName":"User",
    "firstEventTime":"/Date(1594188117450+0000)/",
    "processInstanceName":"User Info"
  },
  "eventAttributes":{
    "results":[
      {
        "__metadata":{
          "uri":"https://<hostname>/odata/v2/EMEventAttribute",
          "type":"SFOData.EMEventAttribute"
        },
        "name":"frequency",
        "value":"daily"
      }
    ]
  },
  "eventPayload":{
    "__metadata":{
      "uri":"https://<hostname>/odata/v2/EMEventPayload",
      "type":"SFOData.EMEventPayload"
    },
    "payload":"R9yZQ==",
    "type":"TEXT"
  }
}

```

```
}  
}
```

## Response

### Sample Code

```
{  
  "d": [  
    {  
      "key": null,  
      "status": "OK",  
      "editStatus": "UPSERTED",  
      "message": "upserted successfully",  
      "index": 0,  
      "httpCode": 200,  
      "inlineResults": [  
        {  
          "inlineProperty": "eventAttributes",  
          "results": [  
            {  
              "key": null,  
              "status": "OK",  
              "editStatus": "UPSERTED",  
              "message": "upserted successfully",  
              "index": 1,  
              "httpCode": 200,  
              "inlineResults": null  
            }  
          ]  
        },  
        {  
          "inlineProperty": "eventPayload",  
          "results": [  
            {  
              "key": null,  
              "status": "OK",  
              "editStatus": "UPSERTED",  
              "message": "upserted successfully",  
              "index": 0,  
              "httpCode": 200,  
              "inlineResults": null  
            }  
          ]  
        },  
        {  
          "inlineProperty": "process",  
          "results": [  
            {  
              "key": null,  
              "status": "OK",  
              "editStatus": "UPSERTED",  
              "message": "upserted successfully",  
              "index": 0,  
              "httpCode": 200,  
              "inlineResults": null  
            }  
          ]  
        }  
      ]  
    }  
  ]  
}
```

## Use Case 2: Inserting an event which is associated with an existing process entity

The process can now be passed as a URI, identified by its composite key, as shown in this example:

### Request

Request Information

Operation	Insert
HTTP Method	POST
URI	<code>https://&lt;api-server&gt;/odata/v2/EMEvent?\$format=JSON</code>
Headers	Authorization: Basic <Base 64 encoded ("user@company:password")> Content-Type: application/json;charset=utf-8

## Sample Code

```

{
  "__metadata":{
    "uri":"https://<hostname>/
odata/v2/EMEvent",
    "type":"SFOData.EMEvent"
  },
  "eventDescriptionMsgKey":null,
  "eventDescription":"Some event
description related to the event
name",
  "eventTime":"/
Date(1594367794530+0000)/",
  "eventName":"Appropriate event
name",
  "eventType":"START",
  "process":{
    "__metadata":{
      "uri":"https://<hostname>/
odata/v2/
EMMonitoredProcess(processDefinition
d=<PID>,processInstanceId='156620',pr
ocessType='SCHEDULED_JOB')",
      "type":"SFOData.EMMonitoredProcess"
    },
    "processDefinitionId":<PID>,
    "processInstanceId":"156620",
    "processType":"SCHEDULED_JOB",
    "hasErrors":null,
    "hasWarnings":null,
    "processState":"COMPLETED",
    "coRelatorId":null,
    "moduleName":null,
    "lastEventTime":"/
Date(1594188117558+0000)/",
    "processDefinitionName":"USER
Info",
    "firstEventTime":"/
Date(1594188117450+0000)/",
    "processInstanceName":"User"
  },
  "eventAttributes":{
    "results":[
      {
        "__metadata":{
          "uri":"https://<hostname>/odata/v2/
EMEventAttribute",
          "type":"SFOData.EMEventAttribute"
        },
        "name":"frequency",
        "value":"daily"
      }
    ]
  },
  "eventPayload":{
    "__metadata":{
      "uri":"https://
<hostname>/odata/v2/EMEventPayload",
      "type":"SFOData.EMEventPayload"
    }
  }
}

```

```

    },
    "payload": "R9yZQ==",
    "type": "TEXT"
  }
}

```

## Response

### Sample Code

```

{
  "d": {
    "__metadata": {
      "uri": "https://<hostname>/odata/v2/EMEvent???",
      "type": "SFOData.EMEvent"
    },
    "eventDescriptionMsgKey": null,
    "eventDescription": "Some event description related to the event name",
    "eventTime": "/Date(1594367794530+0000)/",
    "eventName": "Appropriate event name",
    "eventType": "START",
    "process": {
      "__metadata": {
        "uri": "https://<hostname>/odata/v2/EMMonitoredProcess(processDefinitionId=<PID>,processInstanceId='156620',processType='SCHEDULED_JOB')",
        "type": "SFOData.EMMonitoredProcess"
      },
      "processDefinitionId": "<PID>",
      "processInstanceId": "156620",
      "processType": "SCHEDULED_JOB",
      "hasErrors": null,
      "hasWarnings": null,
      "processState": "COMPLETED",
      "coRelatorId": null,
      "moduleName": null,
      "lastEventTime": "/Date(1594188117558+0000)/",
      "processDefinitionName": "User Info",
      "firstEventTime": "/Date(1594188117450+0000)/",
      "processInstanceName": "User"
    },
    "eventAttributes": {
      "results": {
        {
          "__metadata": {
            "uri": "https://<hostname>/odata/v2/EMEventAttribute???",
            "type": "SFOData.EMEventAttribute"
          },
          "name": "frequency",
          "value": "daily"
        }
      }
    },
    "eventPayload": {
      "__metadata": {
        "uri": "https://<hostname>/odata/v2/EMEventPayload???",
        "type": "SFOData.EMEventPayload"
      },
      "payload": "R9yZ\r\n",
      "type": "TEXT"
    }
  }
}

```

## Use Case 3: Querying an Event

The process can now be passed as a URI, identified by its composite key, as shown in this example:

### Request

Request Information

Operation	Query
HTTP Method	GET
URI	https://<api-server>/odata/v2/ EMEvent(91505L)?\$format=json
Payload	NA

### Response

#### Sample Code

```
{
  "d": {
    "__metadata": {
      "uri": "https://<api-server>/odata/v2/EMEvent(91505L)",
      "type": "SFOData.EMEvent"
    },
    "id": "91505",
    "eventDescriptionMsgKey": null,
    "eventDescription": "Some event description related to the event name",
    "eventTime": "/Date(1594188117450+0000)/",
    "eventName": "startJob",
    "eventType": "START",
    "process": {
      "__deferred": {
        "uri": "https://<hostname>/odata/v2/EMEvent(91505L)/process"
      }
    },
    "eventAttributes": {
      "__deferred": {
        "uri": "https://<hostname>/odata/v2/EMEvent(91505L)/
eventAttributes"
      }
    },
    "eventPayload": {
      "__deferred": {
        "uri": "https://<api-server>/odata/v2/EMEvent(91505L)/
eventPayload"
      }
    }
  }
}
```

## Additional Information

### Error Messages

Error Message Number	Description
1	EMMonitoredProcess entity is either missing or the process doesn't exist for the sent Process URI. A valid process entity must be provided for every EMEvent.
2	<enumValue> " is not a valid value for " <enumName>

## Related Information

[SAP Business Accelerator Hub: EMEvent](#)

[EMEventAttribute \[page 1567\]](#)

[EMEventPayload \[page 1570\]](#)

[EMMonitoredProcess \[page 1573\]](#)

[Retrieving Metadata \[page 38\]](#)

## 9.6.2 EMEventAttribute

You can use this entity to get a list of attributes associated with an event. The attributes are key-value pairs for any particular event. The key for an event entity EMEvent is its eventId, which is generated when an event is processed and inserted into the database table. The event is identified by its eventId.

This entity is used to get a list of attributes associated with an event. The attributes are key-value pairs for any particular event.

## Permissions

### API Permissions

Permission System	Required Settings
Role based	<a href="#">Admin Center Permissions</a> > <a href="#">Read Execution Manager Events</a>
	<a href="#">Admin Center Permissions</a> > <a href="#">Read Execution Manager Event Payload</a>

## Supported Operations

Operation	Description
Query	Query an entity

## Properties

The EMEvent entity holds the properties for a particular event, having associations to EMMonitoredProcess, EMEventAttribute, and EMEventPayload. EMEventAttribute holds a set of attributes for a particular event.

You can get detailed information about the entity properties from the OData API dictionary or by exposing the entity metadata. To do this, use the following query `https://<api-server>/odata/v2/Entity('<YourEntity')?$format=json`

## Use Case: Query all attributes of an Event

### Note

The key for an event entity EMEvent is its eventId, which is generated when an event is processed and inserted into the database table. The event is identified by its eventId. In the example request below, the eventId=91505L, which identifies an event with eventId=91505L and sends the payload for that event in the response

## Request

Request Information

Operation	Query
HTTP Method	GET
URI	<code>http://&lt;api-server&gt;/odata/v2/EMEvent(91505L)/eventAttributes?\$format=json</code>
Headers	Authorization: Basic <Base 64 encoded ("user@company:password")>

## Response

### Sample Code

```
{
  "d": {
    "results": [
      {
        "__metadata": {
          "uri": "https://<api-server>/odata/v2/EMEventAttribute(16113L)",

```



```

        "type": "SFOData.EMEventAttribute"
      },
      "id": "16113",
      "name": "frequency",
      "value": "daily"
    }
  ]
}

```

## Use Case: Query attribute with AttributeId of an Event

### Note

Attribute id is generated when attribute is inserted in DB. In the example request below, the attributeId =91505L, which identifies an attribute with sends the attribute details corresponding to the Id.

### Request

Request Information

Operation	Query
HTTP Method	GET
URI	http://<api-server>/odata/v2/EMEventAttribute(16112)?\$format=json
Headers	Authorization: Basic <Base 64 encoded ("user@company:password")>

### Response

#### Sample Code

```

{
  "d": {
    "__metadata": {
      "uri": "https://<api-server>/odata/v2/EMEventAttribute(16112L)",
      "type": "SFOData.EMEventAttribute"
    },
    "id": "16112",
    "name": "userName",
    "value": "admin"
  }
}

```

## Additional Information

The EMEventAttribute entity is a child entity. The EMEvent entity is its parent entity.

## Related Information

[SAP Business Accelerator Hub: EMEventAttribute](#)

[EMEvent \[page 1559\]](#)

[Retrieving Metadata \[page 38\]](#)

### 9.6.3 EMEventPayload

Any data which is specific to an event and cannot be represented as a key-value pair is stored in this entity. The payload can contain any additional data related to the event. For example, it could be an XML file that is being processed, or it could be a JSON representation of the object that is being processed, or, in the case of an error event, it could even be a binary file or stack trace. Payload data is only meant for viewing. It cannot be used for filtering events or defining any criteria for applying actions.

## Permissions

API Permissions

Permission System	Required Settings
Role based	<a href="#">Admin Center Permissions</a> > <a href="#">Read Execution Manager Events</a>
	<a href="#">Admin Center Permissions</a> > <a href="#">Read Execution Manager Event Payload</a>

## Supported Operations

Operation	Description
Query	Query an entity

## Properties

The EMEvent entity holds the properties for a particular event, having associations to EMMonitoredProcess, EMEventAttribute, and EMEventPayload. EMEventPayload can hold a payload for any particular event.

You can get detailed information about the entity properties from the OData API dictionary or by exposing the entity metadata. To do this, use the following query `https://<api-server>/odata/v2/Entity('<Your Entity')?$format=json`

## Use Case: Query eventPayload for any event

### Note

The key for an event entity EMEvent is its eventId, which is generated when an event is processed and inserted into the database table. The event is identified by its eventId. In the example request below, the eventId=91505L, which identifies an event with eventId=91505L and sends the payload for that event in the response.

### Request

#### Request Information

Operation	Query
HTTP Method	GET
URI	http://<api-server>/odata/v2/EMEvent(91505L)/eventPayload?\$format=json
Headers	Authorization: Basic <Base 64 encoded ("user@company:password")>

### Response

#### Sample Code

```
{
  "d": {
    "__metadata": {
      "uri": "https://<api-server>/odata/v2/EMEventPayload(708L)",
      "type": "SFOData.EMEventPayload"
    },
    "id": "708",
    "fileName": "Payload.txt",
    "payload": "R9yZ\r\n",
    "mimeType": "text/plain",
    "type": "TEXT",
    "fileType": "txt"
  }
}
```

## Use Case: Query eventPayload for an Event with PayloadId

### Note

The key for an eventPayload entity EMEventPayload is its payloadId, which is generated when an event is processed and inserted into the database table. In the example request below EventPayloadId is 708, which identifies an event with eventId=14 and sends the Eventpayload corresponding to the Id.

## Request

Request Information

Operation	Query
HTTP Method	GET
URI	http://<api-server>/odata/v2/EMEvent/EMEventPayload(708)?\$format=JSON
Headers	Authorization: Basic <Base 64 encoded ("user@company:password")>

## Response

### Sample Code

```
{
  "d": {
    "__metadata": {
      "uri": "https://<api-server>/odata/v2/EMEventPayload(708L)",
      "type": "SFOData.EMEventPayload"
    },
    "id": "708",
    "fileName": "Payload.txt",
    "payload": "R9yZ\r\n",
    "mimeType": "text/plain",
    "type": "TEXT",
    "fileType": "txt"
  }
}
```

## Additional Information

The EMEventPayload entity is a child entity. The EMEvent entity is its parent entity.

## Related Information

[SAP Business Accelerator Hub: EMEventPayload](#)

[EMEvent \[page 1559\]](#)

[Retrieving Metadata \[page 38\]](#)

## 9.6.4 EMMonitoredProcess

You can use this entity to identify information about a process being logged in Execution Manager. Many events can correspond to a single process. This entity has a composite key, comprising: processType, processDefinitionId and processInstanceId. This entity is not upserted/inserted separately, but along with the first event associated with it.

### Permissions

API Permissions

Permission System	Required Settings
Role based	<a href="#">Admin Center Permissions</a> > <a href="#">Read Execution Manager Events</a>
	<a href="#">Admin Center Permissions</a> > <a href="#">Read Execution Manager Event Payload</a>

### Supported Operations

Operation	Description
Query	Query an entity

### Properties

The EMEvent entity holds the properties for a particular event, having associations to EMMonitoredProcess, EMEventAttribute and EMEventPayload. EMMonitoredProcess identifies the process to which a set of events belong.

You can get detailed information about the entity properties from the OData API dictionary or by exposing the entity metadata. To do this, use the following query `https://<hostname>/odata/v2/Entity('<YourEntity')?$format=json`

## Use Case: Query process with (processDeifinitionId, ProcessInstancelId and Process Type)

### Note

An entity EMMonitoredProcess can be uniquely identified by (processDeifinitionId, ProcessInstancelId and Process Type).

### Request

Request Information

Operation	Query
HTTP Method	GET
URI	<code>https://&lt;api-server&gt;/odata/v2/ EMMonitoredProcess(processDefinitionId=&lt;PID&gt;, processInstanceId='156620',processType= 'SCHEDULED_JOB')?\$format=JSON</code>
Headers	Authorization: Basic <Base 64 encoded ("user@company:password")>

### Response

#### Sample Code

```
{
  "d": {
    "__metadata": {
      "uri": "https://<api-server>/odata/v2/  
EMMonitoredProcess(processDefinitionId=<PID>,  
processInstanceId='156620',processType=  
'SCHEDULED_JOB')",
      "type": "SFOData.EMMonitoredProcess"
    },
    "processDefinitionId": "<PID>",
    "processInstanceId": "156620",
    "processType": "SCHEDULED_JOB",
    "hasErrors": null,
    "hasWarnings": null,
    "processState": "COMPLETED",
    "monitoredProcessId": "21800",
    "coRelatorId": null,
    "moduleName": null,
    "lastEventTime": "/Date(1594188117558+0000)/",
    "processDefinitionName": "User info",
    "firstEventTime": "/Date(1594188117450+0000)/",
    "processInstanceName": "User"
  }
}
```

## Use Case: Query process details including event details

### Note

All the details which includes Process details, event details, event attributes and event payload for a process can be fetched with below mentioned query.

### Request

#### Request Information

Operation	Query
HTTP Method	GET
URI	<code>https://&lt;api-server&gt;/odata/v2/EMEvent?\$orderby=eventTime%20desc&amp;\$filter=(process/processType%20eq%20'SCHEDULED_JOB'%20and%20process/processDefinitionId%20eq%20&lt;PID&gt;%20and%20process/processInstanceId%20eq%20'156620')&amp;\$format=json&amp;\$expand=process</code>
Headers	Authorization: Basic <Base 64 encoded ("user@company:password")>

### Response

#### Sample Code

```
{
  "d": {
    "results": [
      {
        "__metadata": {
          "uri": "https://<api-server>/odata/v2/EMEvent(91515L)",
          "type": "SFOData.EMEvent"
        },
        "id": "91515",
        "eventDescriptionMsgKey": null,
        "eventDescription": "Some Event Description",
        "eventTime": "/Date(1594367794530+0000)/",
        "eventName": "Appropriate event name",
        "eventType": "START",
        "process": {
          "__metadata": {
            "uri": "https://<api-server>/odata/v2
/
EMMonitoredProcess(processDefinitionId=<PID>,processInstanceId='156620',processType=' SCHEDULED_JOB' )",
            "type": "SFOData.EMMonitoredProcess"
          },
          "processDefinitionId": "<PID>",
          "processInstanceId": "156620",
          "processType": "SCHEDULED_JOB",
          "hasErrors": null,
          "hasWarnings": null,
          "processState": "COMPLETED",
```

```

        "monitoredProcessId": "21800",
        "coRelatorId": null,
        "moduleName": null,
        "lastEventTime": "/Date(1594188117558+0000)/",
        "processDefinitionName": "USER INFO",
        "firstEventTime": "/Date(1594188117450+0000)/",
        "processInstanceName": "USer"
    },
    "eventAttributes": {
        "__deferred": {
            "uri": "https://<hostname>/odata/v2/EMEvent(91515L)/"
        }
    },
    "eventPayload": {
        "__deferred": {
            "uri": "https://<api-server>/odata/v2/EMEvent(91515L)/"
        }
    }
},
{
    "__metadata": {
        "uri": "https://<api-server>/odata/v2/EMEvent(91514L)",
        "type": "SFOData.EMEvent"
    },
    "id": "91514",
    "eventDescriptionMsgKey": null,
    "eventDescription": "Some event description related to the event
name",
    "eventTime": "/Date(1594367794530+0000)/",
    "eventName": "Appropriate event name",
    "eventType": "START",
    "process": {
        "__metadata": {
            "uri": "https://<api-server>/odata/v2/
EMMonitoredProcess(processDefinitionId=<PID>,processInstanceId='156620',processTy
pe='SCHEDULED_JOB')",
            "type": "SFOData.EMMonitoredProcess"
        },
        "processDefinitionId": "<PID>",
        "processInstanceId": "156620",
        "processType": "SCHEDULED_JOB",
        "hasErrors": null,
        "hasWarnings": null,
        "processState": "COMPLETED",
        "monitoredProcessId": "21800",
        "coRelatorId": null,
        "moduleName": null,
        "lastEventTime": "/Date(1594188117558+0000)/",
        "processDefinitionName": "User Info",
        "firstEventTime": "/Date(1594188117450+0000)/",
        "processInstanceName": "User"
    },
    "eventAttributes": {
        "__deferred": {
            "uri": "https://<api-server>/odata/v2/EMEvent(91514L)/"
        }
    },
    "eventPayload": {
        "__deferred": {
            "uri": "https://<api-server>/odata/v2/EMEvent(91514L)/"
        }
    }
},
}

```



```

    "__metadata": {
      "uri": "https://<api-server>/odata/v2/EMEvent(91513L)",
      "type": "SFOData.EMEvent"
    },
    "id": "91513",
    "eventDescriptionMsgKey": null,
    "eventDescription": "Some event description related to event
name",
    "eventTime": "/Date(1594367794530+0000)/",
    "eventName": "appropriate event name",
    "eventType": "START",
    "process": {
      "__metadata": {
        "uri": "https://<api-server>/odata/v2/
EMMonitoredProcess(processDefinitionId=<PID>,processInstanceId='156620',processTy
pe=' SCHEDULED_JOB' )",
        "type": "SFOData.EMMonitoredProcess"
      },
      "processDefinitionId": "<PID>",
      "processInstanceId": "156620",
      "processType": "SCHEDULED_JOB",
      "hasErrors": null,
      "hasWarnings": null,
      "processState": "COMPLETED",
      "monitoredProcessId": "21800",
      "coRelatorId": null,
      "moduleName": null,
      "lastEventTime": "/Date(1594188117558+0000)/",
      "processDefinitionName": "User Info",
      "firstEventTime": "/Date(1594188117450+0000)/",
      "processInstanceName": "User"
    },
    "eventAttributes": {
      "__deferred": {
        "uri": "https://<api-server>/odata/v2/EMEvent(91513L)/
eventAttributes"
      }
    },
    "eventPayload": {
      "__deferred": {
        "uri": "https://<api-server>/odata/v2/EMEvent(91513L)/
eventPayload"
      }
    }
  },
  {
    "__metadata": {
      "uri": "https://<api-server>/odata/v2/EMEvent(91389L)",
      "type": "SFOData.EMEvent"
    },
    "id": "91389",
    "eventDescriptionMsgKey": null,
    "eventDescription": "Some event desc relate to event name",
    "eventTime": "/Date(1594188117558+0000)/",
    "eventName": "Appropriate event name",
    "eventType": "END",
    "process": {
      "__metadata": {
        "uri": "https://<api-server>/odata/v2/
EMMonitoredProcess(processDefinitionId=<PID>,processInstanceId='156620',processTy
pe=' SCHEDULED_JOB' )",
        "type": "SFOData.EMMonitoredProcess"
      },
      "processDefinitionId": "<PID>",
      "processInstanceId": "156620",
      "processType": "SCHEDULED_JOB",
      "hasErrors": null,
      "hasWarnings": null,

```

```

        "processState": "COMPLETED",
        "monitoredProcessId": "21800",
        "coRelatorId": null,
        "moduleName": null,
        "lastEventTime": "/Date(1594188117558+0000)/",
        "processDefinitionName": "User Inof",
        "firstEventTime": "/Date(1594188117450+0000)/",
        "processInstanceName": "User"
    },
    "eventAttributes": {
        "__deferred": {
            "uri": "https://<api-server>/odata/v2/EMEvent(91389L)/"
        }
    },
    "eventPayload": {
        "__deferred": {
            "uri": "https://<api-server>/odata/v2/EMEvent(91389L)/"
        }
    }
},
{
    "__metadata": {
        "uri": "https://<api-server>/odata/v2/EMEvent(91512L)",
        "type": "SFOData.EMEvent"
    },
    "id": "91512",
    "eventDescriptionMsgKey": null,
    "eventDescription": "some event desc related to event name",
    "eventTime": "/Date(1594188117450+0000)/",
    "eventName": "summary",
    "eventType": "SUMMARY_SO_FAR",
    "process": {
        "__metadata": {
            "uri": "https://<api-server>/odata/v2/EMMonitoredProcess(processDefinitionId=<PID>,processInstanceId='156620',processType='SCHEDULED_JOB')",
            "type": "SFOData.EMMonitoredProcess"
        },
        "processDefinitionId": "<PID>",
        "processInstanceId": "156620",
        "processType": "SCHEDULED_JOB",
        "hasErrors": null,
        "hasWarnings": null,
        "processState": "COMPLETED",
        "monitoredProcessId": "21800",
        "coRelatorId": null,
        "moduleName": null,
        "lastEventTime": "/Date(1594188117558+0000)/",
        "processDefinitionName": "User. Info",
        "firstEventTime": "/Date(1594188117450+0000)/",
        "processInstanceName": "User"
    },
    "eventAttributes": {
        "__deferred": {
            "uri": "https://<api-server>/odata/v2/EMEvent(91512L)/"
        }
    },
    "eventPayload": {
        "__deferred": {
            "uri": "https://<api-server>/odata/v2/EMEvent(91512L)/"
        }
    }
},
}

```

```

    "__metadata": {
      "uri": "https://<api-server>/odata/v2/EMEvent(91511L)",
      "type": "SFOData.EMEvent"
    },
    "id": "91511",
    "eventDescriptionMsgKey": null,
    "eventDescription": "some event desc related to event name",
    "eventTime": "/Date(1594188117450+0000)/",
    "eventName": "summary",
    "eventType": "SUMMARY_SO_FAR",
    "process": {
      "__metadata": {
        "uri": "https://<api-server>/odata/v2/
EMMonitoredProcess(processDefinitionId=<PID>,processInstanceId='156620',processTy
pe='SCHEDULED_JOB')",
        "type": "SFOData.EMMonitoredProcess"
      },
      "processDefinitionId": "<PID>",
      "processInstanceId": "156620",
      "processType": "SCHEDULED_JOB",
      "hasErrors": null,
      "hasWarnings": null,
      "processState": "COMPLETED",
      "monitoredProcessId": "21800",
      "coRelatorId": null,
      "moduleName": null,
      "lastEventTime": "/Date(1594188117558+0000)/",
      "processDefinitionName": "User Info",
      "firstEventTime": "/Date(1594188117450+0000)/",
      "processInstanceName": "User"
    },
    "eventAttributes": {
      "__deferred": {
        "uri": "https://<api-server>/odata/v2/EMEvent(91511L)/
eventAttributes"
      }
    },
    "eventPayload": {
      "__deferred": {
        "uri": "https:// <api-server>/odata/v2/EMEvent(91511L)/
eventPayload"
      }
    }
  },
  {
    "__metadata": {
      "uri": "https://<api-server>/odata/v2/EMEvent(91510L)",
      "type": "SFOData.EMEvent"
    },
    "id": "91510",
    "eventDescriptionMsgKey": null,
    "eventDescription": "some event desc related to event name",
    "eventTime": "/Date(1594188117450+0000)/",
    "eventName": "summary",
    "eventType": "SUMMARY_SO_FAR",
    "process": {
      "__metadata": {
        "uri": "https://<api-server>/odata/v2/
EMMonitoredProcess(processDefinitionId=<PID>,processInstanceId='156620',processTy
pe='SCHEDULED_JOB')",
        "type": "SFOData.EMMonitoredProcess"
      },
      "processDefinitionId": "User Info",
      "processInstanceId": "156620",
      "processType": "SCHEDULED_JOB",
      "hasErrors": null,
      "hasWarnings": null,
      "processState": "COMPLETED",

```

```

        "monitoredProcessId": "21800",
        "coRelatorId": null,
        "moduleName": null,
        "lastEventTime": "/Date(1594188117558+0000)/",
        "processDefinitionName": "User info",
        "firstEventTime": "/Date(1594188117450+0000)/",
        "processInstanceName": "User"
    },
    "eventAttributes": {
        "__deferred": {
            "uri": "https://<api-server>/odata/v2/EMEvent(91510L)/"
        }
    },
    "eventPayload": {
        "__deferred": {
            "uri": "https://<api-server>/odata/v2/EMEvent(91510L)/"
        }
    }
},
{
    "__metadata": {
        "uri": "https://<api-server>/odata/v2/EMEvent(91509L)",
        "type": "SFOData.EMEvent"
    },
    "id": "91509",
    "eventDescriptionMsgKey": null,
    "eventDescription": "some event desc related to event name",
    "eventTime": "/Date(1594188117450+0000)/",
    "eventName": "summary",
    "eventType": "SUMMARY_SO_FAR",
    "process": {
        "__metadata": {
            "uri": "https://<hostname>/odata/v2/"
        },
        "type": "SFOData.EMMonitoredProcess"
    },
    "processDefinitionId": "<PID>",
    "processInstanceId": "156620",
    "processType": "SCHEDULED_JOB",
    "hasErrors": null,
    "hasWarnings": null,
    "processState": "COMPLETED",
    "monitoredProcessId": "21800",
    "coRelatorId": null,
    "moduleName": null,
    "lastEventTime": "/Date(1594188117558+0000)/",
    "processDefinitionName": "User Info",
    "firstEventTime": "/Date(1594188117450+0000)/",
    "processInstanceName": "User"
},
    "eventAttributes": {
        "__deferred": {
            "uri": "https://<api-server>/odata/v2/EMEvent(91509L)/"
        }
    },
    "eventPayload": {
        "__deferred": {
            "uri": "https://<api-server>/odata/v2/EMEvent(91509L)/"
        }
    }
},
{
    "__metadata": {

```

```

        "uri": "https://<api-server>/odata/v2/EMEvent(91508L)",
        "type": "SFOData.EMEvent"
    },
    "id": "91508",
    "eventDescriptionMsgKey": null,
    "eventDescription": "some event desc related to event name",
    "eventTime": "/Date(1594188117450+0000)/",
    "eventName": "Appropriate event name",
    "eventType": "START",
    "process": {
        "__metadata": {
            "uri": "https://<api-server>/odata/v2/
EMMonitoredProcess(processDefinitionId=<PID>,processInstanceId='156620',processTy
pe='SCHEDULED_JOB')",
            "type": "SFOData.EMMonitoredProcess"
        },
        "processDefinitionId": "<PID>",
        "processInstanceId": "156620",
        "processType": "SCHEDULED_JOB",
        "hasErrors": null,
        "hasWarnings": null,
        "processState": "COMPLETED",
        "monitoredProcessId": "21800",
        "coRelatorId": null,
        "moduleName": null,
        "lastEventTime": "/Date(1594188117558+0000)/",
        "processDefinitionName": "User Info",
        "firstEventTime": "/Date(1594188117450+0000)/",
        "processInstanceName": "User"
    },
    "eventAttributes": {
        "__deferred": {
            "uri": "https://<api-server>/odata/v2/EMEvent(91508L)/
eventAttributes"
        }
    },
    "eventPayload": {
        "__deferred": {
            "uri": "https://<api-server>/odata/v2/EMEvent(91508L)/
eventPayload"
        }
    }
},
{
    "__metadata": {
        "uri": "https://<api-server>/odata/v2/EMEvent(91507L)",
        "type": "SFOData.EMEvent"
    },
    "id": "91507",
    "eventDescriptionMsgKey": null,
    "eventDescription": "Some event desc relate to event name",
    "eventTime": "/Date(1594188117450+0000)/",
    "eventName": "Appropriate event name",
    "eventType": "START",
    "process": {
        "__metadata": {
            "uri": "https://<api-server>/odata/v2/
EMMonitoredProcess(processDefinitionId=<PID>,processInstanceId='156620',processTy
pe='SCHEDULED_JOB')",
            "type": "SFOData.EMMonitoredProcess"
        },
        "processDefinitionId": "<PID>",
        "processInstanceId": "156620",
        "processType": "SCHEDULED_JOB",
        "hasErrors": null,
        "hasWarnings": null,
        "processState": "COMPLETED",
        "monitoredProcessId": "21800",

```

```

        "coRelatorId": null,
        "moduleName": null,
        "lastEventTime": "/Date(1594188117558+0000)/",
        "processDefinitionName": "User Info",
        "firstEventTime": "/Date(1594188117450+0000)/",
        "processInstanceName": "User"
    },
    "eventAttributes": {
        "__deferred": {
            "uri": "https://<api-server>/odata/v2/EMEvent(91507L)/"
        }
    },
    "eventPayload": {
        "__deferred": {
            "uri": "https://<api-server>/odata/v2/EMEvent(91507L)/"
        }
    }
},
{
    "__metadata": {
        "uri": "https://<api-server>/odata/v2/EMEvent(91506L)",
        "type": "SFOData.EMEvent"
    },
    "id": "91506",
    "eventDescriptionMsgKey": null,
    "eventDescription": "some event desc related to event name",
    "eventTime": "/Date(1594188117450+0000)/",
    "eventName": "appropriate event name",
    "eventType": "START",
    "process": {
        "__metadata": {
            "uri": "https://<api-server>/odata//
EMMonitoredProcess(processDefinitionId=<PID>,processInstanceId='156620',processTy
pe='SCHEDULED_JOB')",
            "type": "SFOData.EMMonitoredProcess"
        },
        "processDefinitionId": "<PID>",
        "processInstanceId": "156620",
        "processType": "SCHEDULED_JOB",
        "hasErrors": null,
        "hasWarnings": null,
        "processState": "COMPLETED",
        "monitoredProcessId": "21800",
        "coRelatorId": null,
        "moduleName": null,
        "lastEventTime": "/Date(1594188117558+0000)/",
        "processDefinitionName": "User Info",
        "firstEventTime": "/Date(1594188117450+0000)/",
        "processInstanceName": "User"
    },
    "eventAttributes": {
        "__deferred": {
            "uri": "https://<api-server>/odata/v2/EMEvent(91506L)/"
        }
    },
    "eventPayload": {
        "__deferred": {
            "uri": "https://<api-server>/odata/v2/EMEvent(91506L)/"
        }
    }
},
{
    "__metadata": {
        "uri": "https://<api-server>/odata/v2/EMEvent(91505L)",

```

```

        "type": "SFOData.EMEvent"
    },
    "id": "91505",
    "eventDescriptionMsgKey": null,
    "eventDescription": "Some event desc related to event name",
    "eventTime": "/Date(1594188117450+0000)/",
    "eventName": "appropriate event name",
    "eventType": "START",
    "process": {
        "__metadata": {
            "uri": "https://<Hosstname>/odata/v2/
EMMonitoredProcess(processDefinitionId=<PID>,processInstanceId='156620',processType=' SCHEDULED_JOB' )",
            "type": "SFOData.EMMonitoredProcess"
        },
        "processDefinitionId": PID"<>",
        "processInstanceId": "156620",
        "processType": "SCHEDULED_JOB",
        "hasErrors": null,
        "hasWarnings": null,
        "processState": "COMPLETED",
        "monitoredProcessId": "21800",
        "coRelatorId": null,
        "moduleName": null,
        "lastEventTime": "/Date(1594188117558+0000)/",
        "processDefinitionName": "User Info",
        "firstEventTime": "/Date(1594188117450+0000)/",
        "processInstanceName": "User"
    },
    "eventAttributes": {
        "__deferred": {
            "uri": "https://<api-server>/odata/v2/EMEvent(91505L)/
eventAttributes"
        }
    },
    "eventPayload": {
        "__deferred": {
            "uri": "https://<api-server>/odata/v2/EMEvent(91505L)/
eventPayload"
        }
    }
},
{
    "__metadata": {
        "uri": "https://<api-server>/odata/v2/EMEvent(91388L)",
        "type": "SFOData.EMEvent"
    },
    "id": "91388",
    "eventDescriptionMsgKey": null,
    "eventDescription": "Some event desc related to event name",
    "eventTime": "/Date(1594188117450+0000)/",
    "eventName": "Appropriate event name",
    "eventType": "START",
    "process": {
        "__metadata": {
            "uri": "https://<api-server>odata/v2/
EMMonitoredProcess(processDefinitionId=<PID>,processInstanceId='156620',processType=' SCHEDULED_JOB' )",
            "type": "SFOData.EMMonitoredProcess"
        },
        "processDefinitionId": "<PID>",
        "processInstanceId": "156620",
        "processType": "SCHEDULED_JOB",
        "hasErrors": null,
        "hasWarnings": null,
        "processState": "COMPLETED",
        "monitoredProcessId": "21800",
        "coRelatorId": null,

```

```

        "moduleName": null,
        "lastEventTime": "/Date(1594188117558+0000)/",
        "processDefinitionName": "User Info",
        "firstEventTime": "/Date(1594188117450+0000)/",
        "processInstanceName": "USer"
    },
    "eventAttributes": {
        "__deferred": {
            "uri": "https://<api-server>/odata/v2/EMEvent(91388L)/
eventAttributes"
        }
    },
    "eventPayload": {
        "__deferred": {
            "uri": "https://<api-server>/odata/v2/EMEvent(91388L)/
eventPayload"
        }
    }
}
]
}
}

```

## Use Case: Query process details with monitoredProcessID

### Note

All the details which includes Process details, event details, event attributes and event payload for a process can be fetched with below mentioned query using monitored process id.

### Request

Request Information

Operation	Query
HTTP Method	GET
URI	https://<api-server>/odata/v2/EMEvent?\$format=json&\$expand=eventAttributes,process&\$filter=process/monitoredProcessId eq '21800'
Headers	Authorization: Basic <Base 64 encoded ("user@company:password")>

### Response

#### Sample Code

```

{
  "d": {
    "results": [
      {
        "__metadata": {
          "uri": "https://<api-server>/odata/v2/EMEvent(91388L)",
          "type": "SFOData.EMEvent"
        }
      }
    ]
  }
}

```



```

    "id": "91388",
    "eventDescriptionMsgKey": null,
    "eventDescription": "some event desc related to event name",
    "eventTime": "/Date(1594188117450+0000)/",
    "eventName": "Appropriate event name",
    "eventType": "START",
    "process": {
      "__metadata": {
        "uri": "https://<api-server>odata/
EMMonitoredProcess(processDefinitionId=<PID>,processInstanceId='156620',processType=' SCHEDULED_JOB' )",
        "type": "SFOData.EMMonitoredProcess"
      },
      "processDefinitionId": "<PID>",
      "processInstanceId": "156620",
      "processType": "SCHEDULED_JOB",
      "hasErrors": null,
      "hasWarnings": null,
      "processState": "COMPLETED",
      "monitoredProcessId": "21800",
      "coRelatorId": null,
      "moduleName": null,
      "lastEventTime": "/Date(1594188117558+0000)/",
      "processDefinitionName": "User Info",
      "firstEventTime": "/Date(1594188117450+0000)/",
      "processInstanceName": "User"
    },
    "eventAttributes": {
      "results": []
    },
    "eventPayload": {
      "__deferred": {
        "uri": "https://<api-server>/odata/v2/EMEvent(91388L)/
eventPayload"
      }
    }
  },
  {
    "__metadata": {
      "uri": "https://<api-server>/odata/v2/EMEvent(91389L)",
      "type": "SFOData.EMEvent"
    },
    "id": "91389",
    "eventDescriptionMsgKey": null,
    "eventDescription": "Some event desc related event name",
    "eventTime": "/Date(1594188117558+0000)/",
    "eventName": "Appropriate event name",
    "eventType": "END",
    "process": {
      "__metadata": {
        "uri": "https://<api-server>/odata/v2/
EMMonitoredProcess(processDefinitionId=<PID>,processInstanceId='156620',processType=' SCHEDULED_JOB' )",
        "type": "SFOData.EMMonitoredProcess"
      },
      "processDefinitionId": "<PID>",
      "processInstanceId": "156620",
      "processType": "SCHEDULED_JOB",
      "hasErrors": null,
      "hasWarnings": null,
      "processState": "COMPLETED",
      "monitoredProcessId": "21800",
      "coRelatorId": null,
      "moduleName": null,
      "lastEventTime": "/Date(1594188117558+0000)/",
      "processDefinitionName": "User Info",
      "firstEventTime": "/Date(1594188117450+0000)/",
      "processInstanceName": "User"
    }
  }
}

```

```

    },
    "eventAttributes": {
      "results": []
    },
    "eventPayload": {
      "__deferred": {
        "uri": "https://<api-server>/odata/v2/EMEvent(91389L)/
eventPayload"
      }
    }
  }
]
}

```

## Additional Information

The EMMonitoredProcess entity is a child entity. The EMEvent entity is its parent entity.

## Related Information

[SAP Business Accelerator Hub: EMMonitoredProcess](#)

[EMEvent \[page 1559\]](#)

[Retrieving Metadata \[page 38\]](#)

## 9.7 Job Profile Builder

### 9.7.1 CompetencyEntity

This entity is a basic library that describes employee competencies, both physical and intellectual. It is mapped to a job role or job family. As of 1705 this will be an MDF entity.

## Permissions

► [Manage Job Profile Builder](#) ► [Manage Job Profiles Content](#) ► [View](#) ► ►

## Supported Operations

Query, Insert, Merge, Replace, Upsert, Delete

## Properties and Navigation Properties

This section lists only the properties and navigation properties that require special business logic, permission, or other additional information. For more information, refer to the API dictionary in [Admin Center](#) [API Center](#) [OData API Data Dictionary](#) or the API metadata using query: `https://<api-server>/odata/v2/<Entity>/$metadata`.

## Use Case: Retrieving data about a specific competency

### Request

Operation	Query
HTTP Method	GET
URI	<code>https://&lt;api-server&gt;/odata/v2/CompetencyEntity('XYZ')?&lt;br&gt;\$format=JSON</code>

### Response

```
{
  "d": {
    "__metadata": {
      "uri": "https://<api-server>/odata/v2/CompetencyEntity('XYZ')",
      "type": "SFOData.CompetencyEntity"
    },
    "externalCode": "XYZ",
    "category_it_IT": null,
    "name_da_DK": null,
    "category_pl_PL": null,
    "libName_nl_NL": null,
    "category_ko_KR": null,
    "libName_en_GB": "Test Comptency Lib US",
    "name_defaultValue": "Test ECT-59632 - Competeny Id Test US1",
    "description_ko_KR": null,
    "name_fr_FR": null,
    "category_defaultValue": "Test Competency Category US1",
    "name_es_MX": null,
    "name_it_IT": null,
    "name_pl_PL": null,
    "IsCollection": null,
    "description_defaultValue": null,
    "name_fi_FI": null,
    "description_da_DK": null,
    "name_en_RTL": null,
    "category_nl_NL": null,
    "libName_defaultValue": "Test Comptency Lib US1",
    "category_de_DE": null,
    "description_localized": null,
    "libName_en_SAP_SLS": null,
    "name_es_ES": null,
    "description_en_GB": null,
    "libName_zh_TW": null,
    "libName_zh_CN": null,
    "name_zh_TW": null,
    "category_da_DK": null,
    "description_zh_TW": null,
  }
}
```

```

"libName_en_US": "Test Comptency Lib US1",
"name_en_SAP_SLS": null,
"category_en_GB": "Test Competency Category US",
"libName_es_MX": null,
"description_zh_CN": null,
"name_ko_KR": null,
"description_en_RTL": null,
"description_de_DE": null,
"libName_en_RTL": null,
"name_ja_JP": null,
"category_en_US": "Test Competency Category US1",
"libName_fr_FR": null,
"libName_localized": "Test Comptency Lib US1",
"description_fi_FI": null,
"libName_fi_FI": null,
"category_es_MX": null,
"name_en_US": "Test Competeny Id Test US1",
"description_fr_FR": null,
"description_en_US": null,
"status": "A",
"description_es_MX": null,
"name_zh_CN": null,
"category_ja_JP": null,
"description_ja_JP": null,
"libName_de_DE": null,
"name_en_GB": "Test Competeny Id Test US",
"subModule": null,
"description_it_IT": null,
"libName_ja_JP": null,
"libName_ko_KR": null,
"category_zh_CN": null,
"description_es_ES": null,
"name_localized": "Test Competeny Id Test US1",
"category_zh_TW": null,
"libName_pl_PL": null,
"category_en_RTL": null,
"category_fr_FR": null,
"name_nl_NL": null,
"category_es_ES": null,
"libName_it_IT": null,
"description_en_SAP_SLS": null,
"libName_es_ES": null,
"description_nl_NL": null,
"name_de_DE": null,
"category_localized": "Test Competency Category US1",
"core": true,
"category_fi_FI": null,
"libName_da_DK": null,
"description_pl_PL": null,
"category_en_SAP_SLS": null,
"descriptionTranslationTextNav": {
  "__deferred": {
    "uri": "https://<api-server>/odata/v2/CompetencyEntity('XYZ')/"
  }
},
descriptionTranslationTextNav"
},
"categoryTranslationTextNav": {
  "__deferred": {
    "uri": "https://<api-server>/odata/v2/CompetencyEntity('XYZ')/"
  }
},
categoryTranslationTextNav"
},
"competencyTypes": {
  "__deferred": {
    "uri": "https://<api-server>/odata/v2/CompetencyEntity('XYZ')/"
  }
},
competencyTypes"
},
},

```

```

    "statusNav": {
      "__deferred": {
        "uri": "https://<api-server>/odata/v2/CompetencyEntity('XYZ')/statusNav"
      }
    },
    "childCompetencies": {
      "__deferred": {
        "uri": "https://<api-server>/odata/v2/CompetencyEntity('XYZ')/
childCompetencies"
      }
    },
    "libNameTranslationTextNav": {
      "__deferred": {
        "uri": "https://<api-server>/odata/v2/CompetencyEntity('XYZ')/
libNameTranslationTextNav"
      }
    },
    "wfRequestNav": {
      "__deferred": {
        "uri": "https://<api-server>/odata/v2/CompetencyEntity('XYZ')/wfRequestNav"
      }
    },
    "nameTranslationTextNav": {
      "__deferred": {
        "uri": "https://<api-server>/odata/v2/CompetencyEntity('XYZ')/
nameTranslationTextNav"
      }
    }
  }
}

```

## Upsert: CompetencyEntity with IsCollection attribute

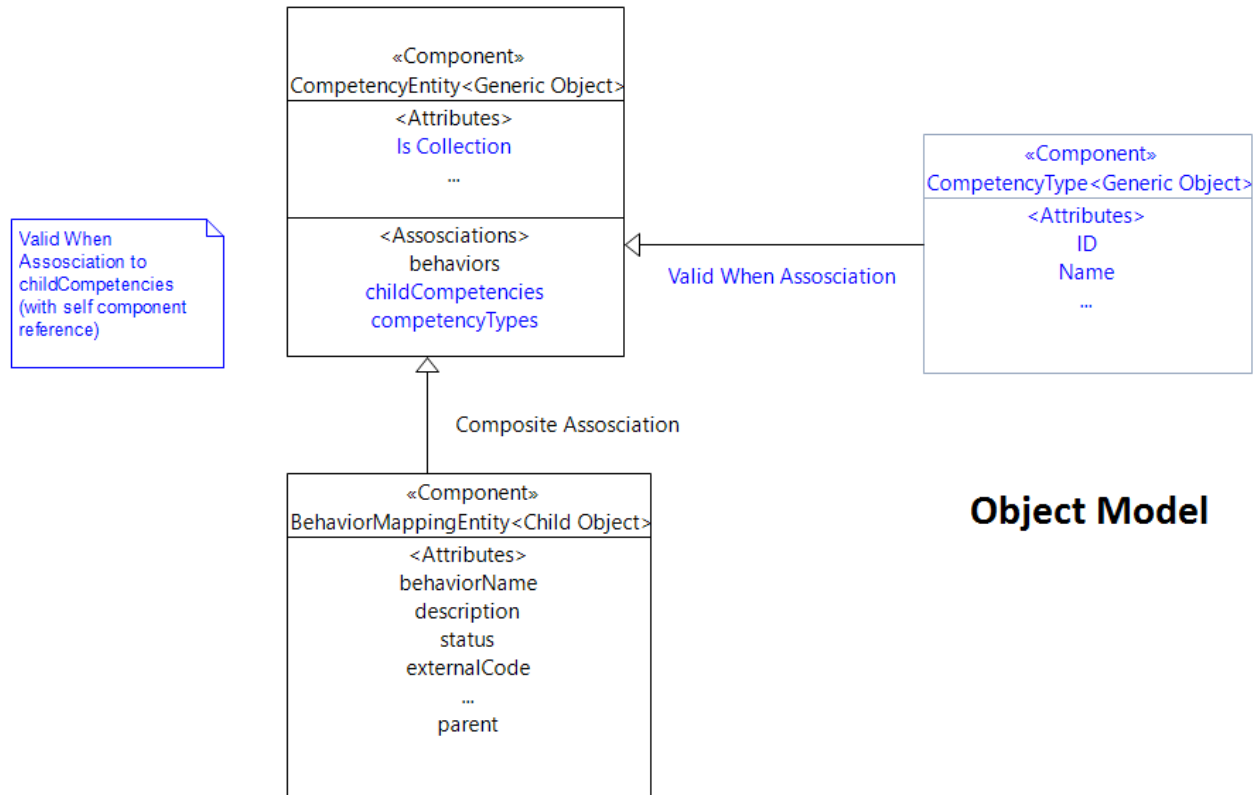
### Request

Operation	Upsert
HTTP Method	POST
URI	https://<api-server>/odata/v2/upsert
Payload	<pre> {   "__metadata": {     "uri": "CompetencyEntity"   },   "name_en_US": "competencytest3",   "libName_en_US": "lib1",   "category_en_US": "cat1",   "IsCollection": true } </pre>



- To derive the competency types relating to the Competency object, CompetencyType has the fields ID and Name
- To derive the child competency entity pertaining to Competency object, the CompetencyEntity has the "IsCollection" Boolean attribute

This figure illustrates the above relationship.



## Object Model

Underlying Architecture of Competency Entity Object Modeling

## 9.7.2 CompetencyType

This entity is used as a 1:n association in CompetencyEntity and enables the association of competency types to the CompetencyEntity making it possible to organize competencies in the Job Profile Builder.

### Supported Operations

Query, Insert, Merge, Replace, Upsert, Delete

### Properties and Navigation Properties

This section lists only the properties and navigation properties that require special business logic, permission, or other additional information. For more information, refer to the API dictionary in [Admin Center](#) > [API Center](#)

➤ [OData API Data Dictionary](#) or the API metadata using query: `https://<api-server>/odata/v2/<Entity>/$metadata`.

## Use Case: Retrieve List of CompetencyType Entities (from a created generic object using OData API)

### Request Information

Operation	Query
HTTP Method	GET
URI	<code>http://&lt;api-server&gt;/odata/v2/CompetencyType?\$format=JSON</code>

### Response

#### Sample Code

Extract from response

```
Response:
{
  "d": {
    "results": [
      {
        "__metadata": {
          "uri": "https://<api-server>/odata/v2/CompetencyType(6746L)",
          "type": "SFOData.CompetencyType"
        },
        "ID": "6746",
        "name": "CompetencyType1",
        "wfRequestNav": {
          "__deferred": {
            "uri": "https://<api-server>/odata/v2/CompetencyType(6746L)/wfRequestNav"
          }
        }
      },
      {
        "__metadata": {
          "uri": "https://<api-server>/odata/v2/CompetencyType(6747L)",
          "type": "SFOData.CompetencyType"
        },
        "ID": "6747",
        "name": "CompetencyType2",
        "wfRequestNav": {
          "__deferred": {
            "uri": "https://<api-server>/odata/v2/CompetencyType(6747L)/wfRequestNav"
          }
        }
      }
    ]
  }
}
```



## Use Case: Retrieve a Specific CompetencyType entity (from a created generic object using OData API)

### Request Information

Operation	Query
HTTP Method	GET
URI	https://<api-server>/odata/v2/ CompetencyType('6747')?\$format=JSON

### Response

#### Sample Code

Extract from response

```
Response:
{
  "d": {
    "__metadata": {
      "uri": "https://<api-server>/odata/v2/CompetencyType(6747L)",
      "type": "SFOData.CompetencyType"
    },
    "ID": "6747",
    "name": "CompetencyType2",
    "wfRequestNav": {
      "__deferred": {
        "uri": "https://<api-server>/odata/v2/CompetencyType(6747L)/wfRequestNav"
      }
    }
  }
}
```

## Use Case: Upsert CompetencyType Entity Data

### Request Information

Operation	Upsert
HTTP Method	POST
URI	https://<api-server>/odata/v2/Upsert

Payload

```
{
  "__metadata": {
    "uri": "CompetencyType"
  },
  "name": "competencyType3"
}
```

## Related Information

[SAP Business Accelerator Hub: CompetencyType](#)  
[Organizing Job Profile Builder Competencies \[page 1621\]](#)

### 9.7.3 WorkerCompetency (Beta)

This entity defines the competencies that are assigned to an employee.

#### Supported Operations

Query, Upsert

#### Properties and Navigation Properties

This section lists only the properties and navigation properties that require special business logic, permission, or other additional information. For more information, refer to the API dictionary in [Admin Center](#) [API Center](#) [OData API Data Dictionary](#) or the API metadata using query: `https://<api-server>/odata/v2/<Entity>/$metadata`.

#### Use Case 1: Retrieving the top worker competency entity data from a generically created object

Operation	Query
URI	<code>https://&lt;api-server&gt;/odata/v2/beta/WorkerCompetency/?\$format=JSON&amp;\$top=1</code>
Headers	Authorization: Basic <Base 64 encoded ("user@company:password")>
HTTP Method	GET

Response

#### Sample Code

```
{
  "d": {
    "results": [
      {
```

```

    "__metadata": {
      "uri": "https://<api-server>/odata/v2/beta/
WorkerCompetency('1010388')",
      "type": "SFOData.WorkerCompetency"
    },
    "externalCode": "1010388",
    "createdBy": "cgrant1",
    "status": "A",
    "userId": "rmcdonald1",
    "lastModifiedBy": "cgrant1",
    "createdDateTime": "/Date(1490117585000+0000)/",
    "competency": "201510915",
    "lastModifiedDateTime": "/Date(1490117585000+0000)/",
    "subModule": null,
    "mdfSystemRecordStatus": "N"
  }
]
}

```

## Use Case 2: Retrieving specific worker competency entity data from created generic object

Operation	Query
HTTP Method	GET
URI	https://<api-server>/odata/v2/beta/WorkerCompetency('1010392')?\$format=JSON

### Response

#### Sample Code

```

{
  "d": {
    "__metadata": {
      "uri": "https://<api-server>/odata/v2/beta/WorkerCompetency('1010392')",
      "type": "SFOData.WorkerCompetency"
    },
    "externalCode": "1010392",
    "createdBy": "cgrant1",
    "status": "A",
    "userId": "rmcdonald1",
    "lastModifiedBy": "cgrant1",
    "createdDateTime": "/Date(1490207194000+0000)/",
    "competency": "1009420",
    "lastModifiedDateTime": "/Date(1490207194000+0000)/",
    "subModule": null,
    "mdfSystemRecordStatus": "N"
  }
}

```

## Use Case 3: Retrieving top 2 worker competencies data for a specified user ID

Operation	Query
HTTP Method	GET
URI	<code>https://&lt;api-server&gt;/odata/v2/beta/WorkerCompetency/?\$format=JSON&amp;\$filter=UserId eq 'npella1'</code>

### Response

#### Sample Code

```
{
  "d": {
    "results": [
      {
        "__metadata": {
          "uri": "https://<api-server>/odata/v2/beta/WorkerCompetency('1010394')",
          "type": "SFOData.WorkerCompetency"
        },
        "externalCode": "1010394",
        "createdBy": "cgrant1",
        "status": "A",
        "userId": "npella1",
        "lastModifiedBy": "cgrant1",
        "createdDateTime": "/Date(1490216370000+0000)/",
        "competency": "1007929",
        "lastModifiedDateTime": "/Date(1490216370000+0000)/",
        "subModule": null,
        "mdfSystemRecordStatus": "N"
      },
      {
        "__metadata": {
          "uri": "https://<api-server>/odata/v2/beta/WorkerCompetency('1010396')",
          "type": "SFOData.WorkerCompetency"
        },
        "externalCode": "1010396",
        "createdBy": "cgrant1",
        "status": "A",
        "userId": "npella1",
        "lastModifiedBy": "cgrant1",
        "createdDateTime": "/Date(1490216689000+0000)/",
        "competency": "1007929",
        "lastModifiedDateTime": "/Date(1490216689000+0000)/",
        "subModule": null,
        "mdfSystemRecordStatus": "N"
      }
    ]
  }
}
```

## Use Case 4: Upsert worker competencies data

Operation	Upsert
HTTP Method	POST
URI	<code>https://&lt;api-server&gt;/odata/v2/beta/upsert</code>
Payload	<div data-bbox="818 510 1425 800"><p>↔ Sample Code</p><pre>{   "__metadata": {     "uri": "WorkerCompetency"   },   "competency": "201918938",   "userId": "npella1" }</pre></div>

### Additional Information

The navigation property Competency navigates to the Competency entity.

## 9.7.4 WorkerCompetencyAssessment (Beta)

This entity is used for user assignment and assessments in the Job Profile Builder framework; it gives you the ability to store all assigned competencies and assessments in the competency framework.

### Supported Operations

Query

### Properties and Navigation Properties

This section lists only the properties and navigation properties that require special business logic, permission, or other additional information. For more information, refer to the API dictionary in [Admin Center](#) [API Center](#) [OData API Data Dictionary](#) or the API metadata using query: `https://<api-server>/odata/v2/<Entity>/$metadata`.

-

Property	Description
ratingScale	SFField, String, property value is derived from RatingScale OData API
assessedRating	SFField, String, property value is derived from RatingScale OData API

## Use Case 1: Retrieving worker competency assessment entity data (from a generically created object)

Operation	Query
HTTP Method	GET
URL	https://<api-server>/odata/v2/beta/WorkerCompetencyAssessment?\$format=json&\$top=1

### Sample Code

#### Response

```
{
  "d": {
    "results": [
      {
        "__metadata": {
          "uri": "https://<api-server>/odata/v2/beta/WorkerCompetencyAssessment(4862L)",
          "type": "SFOData.WorkerCompetencyAssessment"
        },
        "assessmentId": "4862",
        "name_da_DK": null,
        "name_sv_SE": null,
        "assessmentSource_en_GB": null,
        "lastModifiedDate": "/Date(1490316379000+0000)/",
        "assessmentSource_ru_RU": null,
        "assessmentSource_tl_PH": null,
        "assessmentSource_localized": "CAMS",
        "name_defaultValue": "WCA_1010431",
        "workerCompetency": "1010431",
        "name_pt_PT": null,
        "name_it_IT": null,
        "assessmentSource_es_ES": null,
        "assessmentMethod_pt_PT": null,
        "assessmentSource_en_DEBUG_APOS_RTL": null,
        "assessmentMethod_cs_CZ": null,
        "assessmentType_fi_FI": null,
        "createdBy": "cgrant1",
        "assessmentMethod_fr_CA": null,
        "assessmentMethod_bs_ID": null,
        "assessmentMethod_ko_KR": null,
        "name_pl_PL": null,
        "createdDateTime": "/Date(1490316379000+0000)/",
        "name_hu_HU": null,

```

```

"assessmentMethod_en_DEBUG": null,
"assessmentType_pl_PL": null,
"assessmentSource_bs_ID": null,
"assessmentMethod_tl_PH": null,
"startDate": "/Date(694224000000)/",
"assessmentMethod_de_DE": null,
"assessmentType_en_DEBUG_APOS_RTL": null,
"assessmentMethod_fi_FI": null,
"assessmentType_el_GR": null,
"assessmentMethod_en_RTL": null,
"assessmentMethod_sk_SK": null,
"assessmentSource_nb_NO": null,
"assessmentType_hu_HU": null,
"assessmentSource_en_RTL": null,
"assessmentMethod_en_DEBUG_APOS": null,
"name_es_ES": null,
"assessmentSource_ja_JP": null,
"assessmentType_nb_NO": null,
"name_sr_RS": null,
"assessmentSource_vi_VN": null,
"assessmentMethod_zh_CN": null,
"assessmentType_en_DEBUG_APOS": null,
"assessmentType_defaultValue": "CAMS Internal",
"assessmentType_bs_BS": null,
"assessmentType_vi_VN": null,
"assessmentSource_fr_CA": null,
"name_ro_RO": null,
"assessmentSource_hr_HR": null,
"assessmentSource_th_TH": null,
"name_iw_IL": null,
"assessmentType_bs_ID": null,
"assessmentMethod_zh_TW": null,
"assessmentType_tl_PH": null,
"name_bs_ID": null,
"assessmentMethod_iw_IL": null,
"assessmentMethod_no_NO": null,
"name_en_DEBUG": null,
"assessmentType_cs_CZ": null,
"name_en_US": "WCA_1010431",
"assessmentSource_ar_SA": null,
"assessmentType_de_DE": null,
"assessmentSource_en_US": "CAMS",
"assessmentType_zh_CN": null,
"assessmentSource_hu_HU": null,
"assessmentSource_tr_TR": null,
"name_fr_CA": null,
"assessmentMethod_el_GR": null,
"assessmentMethod_defaultValue": "CAMS Q",
"name_en_GB": null,
"assessmentMethod_ru_RU": null,
"subModule": null,
"assessmentMethod_uk_UA": null,
"assessmentSource_pl_PL": null,
"assessmentMethod_en_US": "CAMS Q",
"name_nb_NO": null,
"assessmentMethod_localized": "CAMS Q",
"name_ru_RU": null,
"assessmentType_fr_CA": null,
"assessmentSource_fr_FR": null,
"assessmentType_en_DEBUG": null,
"assessmentType_en_US": "CAMS Internal",
"assessmentType_ar_SA": null,
"assessmentSource_sr_RS": null,
"name_hr_HR": null,
"assessmentType_en_GB": null,
"assessmentSource_pt_PT": null,
"name_nl_NL": null,
"assessmentMethod_hr_HR": null,

```

```

"assessmentType_hr_HR": null,
"name_pt_BR": null,
"name_sk_SK": null,
"assessmentType_en_RTL": null,
"assessmentMethod_bs_BS": null,
"assessmentSource_ro_RO": null,
"name_vi_VN": null,
"assessmentType_tr_TR": null,
"assessmentType_zh_TW": null,
"assessmentMethod_hu_HU": null,
"assessmentSource_en_DEBUG_APOS": null,
"assessmentMethod_en_DEBUG_APOS_RTL": null,
"endDate": "/Date(794188800000)/",
"assessmentType_pt_BR": null,
"assessmentType_iw_IL": null,
"name_ar_SA": null,
"assessmentSource_de_DE": null,
"ratingScale": "110",
"assessmentSource_uk_UA": null,
"name_fr_FR": null,
"assessmentType_es_ES": null,
"name_tr_TR": null,
"assessmentMethod_da_DK": null,
"assessmentType_it_IT": null,
"assessmentSource_sk_SK": null,
"assessmentType_sv_SW": null,
"assessmentType_no_NO": null,
"assessmentType_uk_UA": null,
"name_hi_IN": null,
"assessmentSource_bs_BS": null,
"assessmentMethod_sr_RS": null,
"lastModifiedBy": "cgrant1",
"assessmentType_sv_SE": null,
"assessmentType_ro_RO": null,
"assessmentType_hi_IN": null,
"name_fi_FI": null,
"name_en_RTL": null,
"assessmentType_fr_FR": null,
"assessmentType_pt_PT": null,
"assessmentSource_it_IT": null,
"assessmentSource_zh_CN": null,
"name_el_GR": null,
"assessmentSource_zh_TW": null,
"assessmentType_ja_JP": null,
"assessmentMethod_pl_PL": null,
"assessmentMethod_nb_NO": null,
"assessmentSource_pt_BR": null,
"assessmentType_ko_KR": null,
"assessmentMethod_it_IT": null,
"name_zh_TW": null,
"name_th_TH": null,
"assessmentType_th_TH": null,
"assessmentSource_defaultValue": "CAMS",
"assessmentMethod_en_GB": null,
"assessmentSource_iw_IL": null,
"name_ko_KR": null,
"name_ja_JP": null,
"assessmentType_sk_SK": null,
"assessmentType_localized": "CAMS Internal",
"assessmentMethod_sv_SW": null,
"mdfSystemRecordStatus": "N",
"assessmentType_sr_RS": null,
"assessmentSource_cs_CZ": null,
"name_cs_CZ": null,
"assessmentMethod_nl_NL": null,
"status": "A",
"assessmentSource_da_DK": null,
"name_uk_UA": null,

```



```

"assessmentSource_nl_NL": null,
"assessedRating": "2",
"name_zh_CN": null,
"assessmentType_da_DK": null,
"assessmentSource_hi_IN": null,
"assessmentType_nl_NL": null,
"assessmentMethod_th_TH": null,
"assessmentMethod_pt_BR": null,
"name_tl_PH": null,
"name_en_DEBUG_APOS": null,
"assessmentSource_fi_FI": null,
"name_bs_BS": null,
"assessmentSource_sv_SE": null,
"name_no_NO": null,
"assessmentSource_ko_KR": null,
"assessmentMethod_fr_FR": null,
"name_localized": "WCA_1010431",
"assessmentSource_sv_SW": null,
"assessmentType_ru_RU": null,
"assessmentMethod_ar_SA": null,
"assessmentMethod_hi_IN": null,
"assessmentMethod_ro_RO": null,
"assessmentSource_en_DEBUG": null,
"assessmentSource_el_GR": null,
"assessmentMethod_es_ES": null,
"assessmentMethod_sv_SE": null,
"name_sv_SW": null,
"assessmentSource_no_NO": null,
"name_en_DEBUG_APOS_RTL": null,
"assessmentMethod_ja_JP": null,
"name_de_DE": null,
"assessmentMethod_tr_TR": null,
"assessmentMethod_vi_VN": null,
"workercompassessment_asso_ratingScale": {
  "__deferred": {
    "uri": "https://<api-server>/odata/v2/beta/
WorkerCompetencyAssessment(4862L)/workercompassessment_asso_ratingScale"
  },
  "workerCompetencyNav": {
    "__deferred": {
      "uri": "https://<api-server>/odata/v2/beta/
WorkerCompetencyAssessment(4862L)/workerCompetencyNav"
    }
  }
}
]
}
}

```

## Use Case 2: Retrieving top worker competency assessment entity data for a specified user ID

Operation	Query
HTTP Method	GET

URL	https://<api-server>/odata/v2/ beta/WorkerCompetencyAssessment? \$format=json&\$filter=workerCompetencyNav/ userId eq 'npella1'&\$top=1
Headers	Authorization: Basic <Base 64 encoded ("user@com- pany:password")>

## Sample Code

### Response

```
{
  "d": {
    "results": [
      {
        "__metadata": {
          "uri": "https://<api-server>/odata/v2/beta/WorkerCompetencyAssessment(4860L)",
          "type": "SFOData.WorkerCompetencyAssessment"
        },
        "assessmentId": "4860",
        "name_da_DK": null,
        "name_sv_SE": null,
        "assessmentSource_en_GB": null,
        "lastModifiedDate": "/Date(1490292480000+0000)/",
        "assessmentSource_ru_RU": null,
        "assessmentSource_tl_PH": null,
        "assessmentSource_localized": "LMS",
        "name_defaultValue": "assessment_1010388",
        "workerCompetency": "1010388",
        "name_pt_PT": null,
        "name_it_IT": null,
        "assessmentSource_es_ES": null,
        "assessmentMethod_pt_PT": null,
        "assessmentSource_en_DEBUG_APOS_RTL": null,
        "assessmentMethod_cs_CZ": null,
        "assessmentType_fi_FI": null,
        "createdBy": "cgrant1",
        "assessmentMethod_fr_CA": null,
        "assessmentMethod_bs_ID": null,
        "assessmentMethod_ko_KR": null,
        "name_pl_PL": null,
        "createdDateTime": "/Date(1490145005000+0000)/",
        "name_hu_HU": null,
        "assessmentMethod_en_DEBUG": null,
        "assessmentType_pl_PL": null,
        "assessmentSource_bs_ID": null,
        "assessmentMethod_tl_PH": null,
        "startDate": "/Date(1488326400000)/",
        "assessmentMethod_de_DE": null,
        "assessmentType_en_DEBUG_APOS_RTL": null,
        "assessmentMethod_fi_FI": null,
        "assessmentType_el_GR": null,
        "assessmentMethod_en_RTL": null,
        "assessmentMethod_sk_SK": null,
        "assessmentSource_nb_NO": null,
        "assessmentType_hu_HU": null,
        "assessmentSource_en_RTL": null,
        "assessmentMethod_en_DEBUG_APOS": null,
        "name_es_ES": null,
        "assessmentSource_ja_JP": null,
        "assessmentType_nb_NO": null,
        "name_sr_RS": null,
        "assessmentSource_vi_VN": null,
        "assessmentMethod_zh_CN": null,
      }
    ]
  }
}
```

```

"assessmentType_en_DEBUG_APOS": null,
"assessmentType_defaultValue": "LMS Internal Calculation",
"assessmentType_bs_BS": null,
"assessmentType_vi_VN": null,
"assessmentSource_fr_CA": null,
"name_ro_RO": null,
"assessmentSource_hr_HR": null,
"assessmentSource_th_TH": null,
"name_iw_IL": null,
"assessmentType_bs_ID": null,
"assessmentMethod_zh_TW": null,
"assessmentType_tl_PH": null,
"name_bs_ID": null,
"assessmentMethod_iw_IL": null,
"assessmentMethod_no_NO": null,
"name_en_DEBUG": null,
"assessmentType_cs_CZ": null,
"name_en_US": "assessment_1010388",
"assessmentSource_ar_SA": null,
"assessmentType_de_DE": null,
"assessmentSource_en_US": "LMS",
"assessmentType_zh_CN": null,
"assessmentSource_hu_HU": null,
"assessmentSource_tr_TR": null,
"name_fr_CA": null,
"assessmentMethod_el_GR": null,
"assessmentMethod_defaultValue": "LMS Q",
"name_en_GB": null,
"assessmentMethod_ru_RU": null,
"subModule": null,
"assessmentMethod_uk_UA": null,
"assessmentSource_pl_PL": null,
"assessmentMethod_en_US": "LMS Q",
"name_nb_NO": null,
"assessmentMethod_localized": "LMS Q",
"name_ru_RU": null,
"assessmentType_fr_CA": null,
"assessmentSource_fr_FR": null,
"assessmentType_en_DEBUG": null,
"assessmentType_en_US": "LMS Internal Calculation",
"assessmentType_ar_SA": null,
"assessmentSource_sr_RS": null,
"name_hr_HR": null,
"assessmentType_en_GB": null,
"assessmentSource_pt_PT": null,
"name_nl_NL": null,
"assessmentMethod_hr_HR": null,
"assessmentType_hr_HR": null,
"name_pt_BR": null,
"name_sk_SK": null,
"assessmentType_enRTL": null,
"assessmentMethod_bs_BS": null,
"assessmentSource_ro_RO": null,
"name_vi_VN": null,
"assessmentType_tr_TR": null,
"assessmentType_zh_TW": null,
"assessmentMethod_hu_HU": null,
"assessmentSource_en_DEBUG_APOS": null,
"assessmentMethod_en_DEBUG_APOSRTL": null,
"endDate": "/Date(1489536000000)/",
"assessmentType_pt_BR": null,
"assessmentType_iw_IL": null,
"name_ar_SA": null,
"assessmentSource_de_DE": null,
"ratingScale": "110",
"assessmentSource_uk_UA": null,
"name_fr_FR": null,
"assessmentType_es_ES": null,

```

```

"name_tr_TR": null,
"assessmentMethod_da_DK": null,
"assessmentType_it_IT": null,
"assessmentSource_sk_SK": null,
"assessmentType_sv_SW": null,
"assessmentType_no_NO": null,
"assessmentType_uk_UA": null,
"name_hi_IN": null,
"assessmentSource_bs_BS": null,
"assessmentMethod_sr_RS": null,
"lastModifiedBy": "cgrant1",
"assessmentType_sv_SE": null,
"assessmentType_ro_RO": null,
"assessmentType_hi_IN": null,
"name_fi_FI": null,
"name_en_RTL": null,
"assessmentType_fr_FR": null,
"assessmentType_pt_PT": null,
"assessmentSource_it_IT": null,
"assessmentSource_zh_CN": null,
"name_el_GR": null,
"assessmentSource_zh_TW": null,
"assessmentType_ja_JP": null,
"assessmentMethod_pl_PL": null,
"assessmentMethod_nb_NO": null,
"assessmentSource_pt_BR": null,
"assessmentType_ko_KR": null,
"assessmentMethod_it_IT": null,
"name_zh_TW": null,
"name_th_TH": null,
"assessmentType_th_TH": null,
"assessmentSource_defaultValue": "LMS",
"assessmentMethod_en_GB": null,
"assessmentSource_iw_IL": null,
"name_ko_KR": null,
"competency": "1005366",
"name_ja_JP": null,
"assessmentType_sk_SK": null,
"userId": "rmcdonald1",
"assessmentType_localized": "LMS Internal Calculation",
"assessmentMethod_sv_SW": null,
"mdfSystemRecordStatus": "N",
"assessmentType_sr_RS": null,
"assessmentSource_cs_CZ": null,
"name_cs_CZ": null,
"assessmentMethod_nl_NL": null,
"status": "A",
"assessmentSource_da_DK": null,
"name_uk_UA": null,
"assessmentSource_nl_NL": null,
"assessedRating": "2",
"name_zh_CN": null,
"assessmentType_da_DK": null,
"assessmentSource_hi_IN": null,
"assessmentType_nl_NL": null,
"assessmentMethod_th_TH": null,
"assessmentMethod_pt_BR": null,
"name_tl_PH": null,
"name_en_DEBUG_APOS": null,
"assessmentSource_fi_FI": null,
"name_bs_BS": null,
"assessmentSource_sv_SE": null,
"name_no_NO": null,
"assessmentSource_ko_KR": null,
"assessmentMethod_fr_FR": null,
"name_localized": "assessment_1010388",
"assessmentSource_sv_SW": null,
"assessmentType_ru_RU": null,

```

```

"assessmentMethod_ar_SA": null,
"assessmentMethod_hi_IN": null,
"assessmentMethod_ro_RO": null,
"assessmentSource_en_DEBUG": null,
"assessmentSource_el_GR": null,
"assessmentMethod_es_ES": null,
"assessmentMethod_sv_SE": null,
"name_sv_SW": null,
"assessmentSource_no_NO": null,
"name_en_DEBUG_APOS_RTL": null,
"assessmentMethod_ja_JP": null,
"name_de_DE": null,
"assessmentMethod_tr_TR": null,
"assessmentMethod_vi_VN": null,
"workercompassessment_asso_ratingScale": {
  "__deferred": {
    "uri": "https://<api-server>/odata/v2/beta/
WorkerCompetencyAssessment(4860L)/workercompassessment_asso_ratingScale"
  }
},
"workerCompetencyNav": {
  "__deferred": {
    "uri": "https://<api-server>/odata/v2/beta/
WorkerCompetencyAssessment(4860L)/workerCompetencyNav"
  }
}
}
]
}
}

```

### Use Case 3: Retrieving top worker competency assessment entity data for a specified user ID and for a specified competency

Operation	Query
HTTP Method	GET
URL	<p>https://&lt;api-server&gt;/odata/v2/beta/WorkerCompetencyAssessment?\$format=json&amp;\$filter=(workerCompetencyNav/userId eq 'rmcdonald1' and workerCompetencyNav/competency eq '201510915')&amp;\$top=1</p> <p>or</p> <p>https://&lt;api-server&gt;/odata/v2/beta/WorkerCompetencyAssessment/?\$format=json&amp;\$filter=workerCompetency eq '1010388'</p>
Headers	Authorization: Basic <Base 64 encoded ("user@company:password")>

## Sample Code

### Response

```
{
  "d": {
    "results": [
      {
        "__metadata": {
          "uri": "https://<api-server>/odata/v2/beta/
WorkerCompetencyAssessment(4860L)",
          "type": "SFOData.WorkerCompetencyAssessment"
        },
        "assessmentId": "4860",
        "name_da_DK": null,
        "name_sv_SE": null,
        "assessmentSource_en_GB": null,
        "lastModifiedDate": "/Date(1490292480000+0000)/",
        "assessmentSource_ru_RU": null,
        "assessmentSource_tl_PH": null,
        "assessmentSource_localized": "LMS",
        "name_defaultValue": "assessment_1010388",
        "workerCompetency": "1010388",
        "name_pt_PT": null,
        "name_it_IT": null,
        "assessmentSource_es_ES": null,
        "assessmentMethod_pt_PT": null,
        "assessmentSource_en_DEBUG_APOS_RTL": null,
        "assessmentMethod_cs_CZ": null,
        "assessmentType_fi_FI": null,
        "createdBy": "cgrant1",
        "assessmentMethod_fr_CA": null,
        "assessmentMethod_bs_ID": null,
        "assessmentMethod_ko_KR": null,
        "name_pl_PL": null,
        "createdDateTime": "/Date(1490145005000+0000)/",
        "name_hu_HU": null,
        "assessmentMethod_en_DEBUG": null,
        "assessmentType_pl_PL": null,
        "assessmentSource_bs_ID": null,
        "assessmentMethod_tl_PH": null,
        "startDate": "/Date(1488326400000)/",
        "assessmentMethod_de_DE": null,
        "assessmentType_en_DEBUG_APOS_RTL": null,
        "assessmentMethod_fi_FI": null,
        "assessmentType_el_GR": null,
        "assessmentMethod_en_RTL": null,
        "assessmentMethod_sk_SK": null,
        "assessmentSource_nb_NO": null,
        "assessmentType_hu_HU": null,
        "assessmentSource_en_RTL": null,
        "assessmentMethod_en_DEBUG_APOS": null,
        "name_es_ES": null,
        "assessmentSource_ja_JP": null,
        "assessmentType_nb_NO": null,
        "name_sr_RS": null,
        "assessmentSource_vi_VN": null,
        "assessmentMethod_zh_CN": null,
        "assessmentType_en_DEBUG_APOS": null,
        "assessmentType_defaultValue": "LMS Internal Calculation",
        "assessmentType_bs_BS": null,
        "assessmentType_vi_VN": null,
        "assessmentSource_fr_CA": null,
        "name_ro_RO": null,
        "assessmentSource_hr_HR": null,
        "assessmentSource_th_TH": null,
        "name_iw_IL": null,

```

```

"assessmentType_bs_ID": null,
"assessmentMethod_zh_TW": null,
"assessmentType_tl_PH": null,
"name_bs_ID": null,
"assessmentMethod_iw_IL": null,
"assessmentMethod_no_NO": null,
"name_en_DEBUG": null,
"assessmentType_cs_CZ": null,
"name_en_US": "assessment_1010388",
"assessmentSource_ar_SA": null,
"assessmentType_de_DE": null,
"assessmentSource_en_US": "LMS",
"assessmentType_zh_CN": null,
"assessmentSource_hu_HU": null,
"assessmentSource_tr_TR": null,
"name_fr_CA": null,
"assessmentMethod_el_GR": null,
"assessmentMethod_defaultValue": "LMS Q",
"name_en_GB": null,
"assessmentMethod_ru_RU": null,
"subModule": null,
"assessmentMethod_uk_UA": null,
"assessmentSource_pl_PL": null,
"assessmentMethod_en_US": "LMS Q",
"name_nb_NO": null,
"assessmentMethod_localized": "LMS Q",
"name_ru_RU": null,
"assessmentType_fr_CA": null,
"assessmentSource_fr_FR": null,
"assessmentType_en_DEBUG": null,
"assessmentType_en_US": "LMS Internal Calculation",
"assessmentType_ar_SA": null,
"assessmentSource_sr_RS": null,
"name_hr_HR": null,
"assessmentType_en_GB": null,
"assessmentSource_pt_PT": null,
"name_nl_NL": null,
"assessmentMethod_hr_HR": null,
"assessmentType_hr_HR": null,
"name_pt_BR": null,
"name_sk_SK": null,
"assessmentType_en RTL": null,
"assessmentMethod_bs_BS": null,
"assessmentSource_ro_RO": null,
"name_vi_VN": null,
"assessmentType_tr_TR": null,
"assessmentType_zh_TW": null,
"assessmentMethod_hu_HU": null,
"assessmentSource_en_DEBUG_APOS": null,
"assessmentMethod_en_DEBUG_APOS RTL": null,
"endDate": "/Date(1489536000000)/",
"assessmentType_pt_BR": null,
"assessmentType_iw_IL": null,
"name_ar_SA": null,
"assessmentSource_de_DE": null,
"ratingScale": "110",
"assessmentSource_uk_UA": null,
"name_fr_FR": null,
"assessmentType_es_ES": null,
"name_tr_TR": null,
"assessmentMethod_da_DK": null,
"assessmentType_it_IT": null,
"assessmentSource_sk_SK": null,
"assessmentType_sv_SW": null,
"assessmentType_no_NO": null,
"assessmentType_uk_UA": null,
"name_hi_IN": null,
"assessmentSource_bs_BS": null,

```

```

"assessmentMethod_sr_RS": null,
"lastModifiedBy": "cgrant1",
"assessmentType_sv_SE": null,
"assessmentType_ro_RO": null,
"assessmentType_hi_IN": null,
"name_fi_FI": null,
"name_en_RTL": null,
"assessmentType_fr_FR": null,
"assessmentType_pt_PT": null,
"assessmentSource_it_IT": null,
"assessmentSource_zh_CN": null,
"name_el_GR": null,
"assessmentSource_zh_TW": null,
"assessmentType_ja_JP": null,
"assessmentMethod_pl_PL": null,
"assessmentMethod_nb_NO": null,
"assessmentSource_pt_BR": null,
"assessmentType_ko_KR": null,
"assessmentMethod_it_IT": null,
"name_zh_TW": null,
"name_th_TH": null,
"assessmentType_th_TH": null,
"assessmentSource_defaultValue": "LMS",
"assessmentMethod_en_GB": null,
"assessmentSource_iw_IL": null,
"name_ko_KR": null,
"competency": "1005366",
"name_ja_JP": null,
"assessmentType_sk_SK": null,
"userId": "rmcdonald1",
"assessmentType_localized": "LMS Internal Calculation",
"assessmentMethod_sv_SW": null,
"mdfSystemRecordStatus": "N",
"assessmentType_sr_RS": null,
"assessmentSource_cs_CZ": null,
"name_cs_CZ": null,
"assessmentMethod_nl_NL": null,
"status": "A",
"assessmentSource_da_DK": null,
"name_uk_UA": null,
"assessmentSource_nl_NL": null,
"assessedRating": "2",
"name_zh_CN": null,
"assessmentType_da_DK": null,
"assessmentSource_hi_IN": null,
"assessmentType_nl_NL": null,
"assessmentMethod_th_TH": null,
"assessmentMethod_pt_BR": null,
"name_tl_PH": null,
"name_en_DEBUG_APOS": null,
"assessmentSource_fi_FI": null,
"name_bs_BS": null,
"assessmentSource_sv_SE": null,
"name_no_NO": null,
"assessmentSource_ko_KR": null,
"assessmentMethod_fr_FR": null,
"name_localized": "assessment_1010388",
"assessmentSource_sv_SW": null,
"assessmentType_ru_RU": null,
"assessmentMethod_ar_SA": null,
"assessmentMethod_hi_IN": null,
"assessmentMethod_ro_RO": null,
"assessmentSource_en_DEBUG": null,
"assessmentSource_el_GR": null,
"assessmentMethod_es_ES": null,
"assessmentMethod_sv_SE": null,
"name_sv_SW": null,
"assessmentSource_no_NO": null,

```



```

    "name_en_DEBUG_APOS_RTL": null,
    "assessmentMethod_ja_JP": null,
    "name_de_DE": null,
    "assessmentMethod_tr_TR": null,
    "assessmentMethod_vi_VN": null,
    "workercompassessment_asso_ratingScale": {
      "__deferred": {
        "uri": "https://<api-server>/odata/v2/beta/
WorkerCompetencyAssessment(4860L)/workercompassessment_asso_ratingScale"
      }
    },
    "workerCompetencyNav": {
      "__deferred": {
        "uri": "https://<api-server>/odata/v2/beta/
WorkerCompetencyAssessment(4860L)/workerCompetencyNav"
      }
    }
  }
]
}

```

## Use Case 4: Retrieving worker competency assessment entity data for a specified user ID, a specified competency, and a rating scale

Operation	Query
HTTP Method	GET
URL	https://<api-server>/odata/v2/beta/WorkerCompetencyAssessment?\$format=json&\$filter=(workerCompetencyNav/userId eq 'rmcdonald1' and workerCompetencyNav/competency eq '201510915' and ratingScale eq '110')
Headers	Authorization: Basic <Base 64 encoded ("user@company:password")>

### Sample Code

#### Response

```

{
  "d": {
    "results": [
      {
        "__metadata": {
          "uri": "https://<api-server>/odata/v2/beta/
WorkerCompetencyAssessment(4860L)",
          "type": "SFOData.WorkerCompetencyAssessment"
        },
        "assessmentId": "4860",
        "name_da_DK": null,
        "name_sv_SE": null,
        "assessmentSource_en_GB": null,
        "lastModifiedDate": "/Date(1490292480000+0000)/",

```

```

"assessmentSource_ru_RU": null,
"assessmentSource_tl_PH": null,
"assessmentSource_localized": "LMS",
"name_defaultValue": "assessment_1010388",
"workerCompetency": "1010388",
"name_pt_PT": null,
"name_it_IT": null,
"assessmentSource_es_ES": null,
"assessmentMethod_pt_PT": null,
"assessmentSource_en_DEBUG_APOS_RTL": null,
"assessmentMethod_cs_CZ": null,
"assessmentType_fi_FI": null,
"createdBy": "cgrant1",
"assessmentMethod_fr_CA": null,
"assessmentMethod_bs_ID": null,
"assessmentMethod_ko_KR": null,
"name_pl_PL": null,
"createdDateTime": "/Date(1490145005000+0000)/",
"name_hu_HU": null,
"assessmentMethod_en_DEBUG": null,
"assessmentType_pl_PL": null,
"assessmentSource_bs_ID": null,
"assessmentMethod_tl_PH": null,
"startDate": "/Date(1488326400000)/",
"assessmentMethod_de_DE": null,
"assessmentType_en_DEBUG_APOS_RTL": null,
"assessmentMethod_fi_FI": null,
"assessmentType_el_GR": null,
"assessmentMethod_en_RTL": null,
"assessmentMethod_sk_SK": null,
"assessmentSource_nb_NO": null,
"assessmentType_hu_HU": null,
"assessmentSource_en_RTL": null,
"assessmentMethod_en_DEBUG_APOS": null,
"name_es_ES": null,
"assessmentSource_ja_JP": null,
"assessmentType_nb_NO": null,
"name_sr_RS": null,
"assessmentSource_vi_VN": null,
"assessmentMethod_zh_CN": null,
"assessmentType_en_DEBUG_APOS": null,
"assessmentType_defaultValue": "LMS Internal Calculation",
"assessmentType_bs_BS": null,
"assessmentType_vi_VN": null,
"assessmentSource_fr_CA": null,
"name_ro_RO": null,
"assessmentSource_hr_HR": null,
"assessmentSource_th_TH": null,
"name_iw_IL": null,
"assessmentType_bs_ID": null,
"assessmentMethod_zh_TW": null,
"assessmentType_tl_PH": null,
"name_bs_ID": null,
"assessmentMethod_iw_IL": null,
"assessmentMethod_no_NO": null,
"name_en_DEBUG": null,
"assessmentType_cs_CZ": null,
"name_en_US": "assessment_1010388",
"assessmentSource_ar_SA": null,
"assessmentType_de_DE": null,
"assessmentSource_en_US": "LMS",
"assessmentType_zh_CN": null,
"assessmentSource_hu_HU": null,
"assessmentSource_tr_TR": null,
"name_fr_CA": null,
"assessmentMethod_el_GR": null,
"assessmentMethod_defaultValue": "LMS Q",
"name_en_GB": null,

```

```

"assessmentMethod_ru_RU": null,
"subModule": null,
"assessmentMethod_uk_UA": null,
"assessmentSource_pl_PL": null,
"assessmentMethod_en_US": "LMS Q",
"name_nb_NO": null,
"assessmentMethod_localized": "LMS Q",
"name_ru_RU": null,
"assessmentType_fr_CA": null,
"assessmentSource_fr_FR": null,
"assessmentType_en_DEBUG": null,
"assessmentType_en_US": "LMS Internal Calculation",
"assessmentType_ar_SA": null,
"assessmentSource_sr_RS": null,
"name_hr_HR": null,
"assessmentType_en_GB": null,
"assessmentSource_pt_PT": null,
"name_nl_NL": null,
"assessmentMethod_hr_HR": null,
"assessmentType_hr_HR": null,
"name_pt_BR": null,
"name_sk_SK": null,
"assessmentType_en_RTL": null,
"assessmentMethod_bs_BS": null,
"assessmentSource_ro_RO": null,
"name_vi_VN": null,
"assessmentType_tr_TR": null,
"assessmentType_zh_TW": null,
"assessmentMethod_hu_HU": null,
"assessmentSource_en_DEBUG_APOS": null,
"assessmentMethod_en_DEBUG_APOS_RTL": null,
"endDate": "/Date(1489536000000)/",
"assessmentType_pt_BR": null,
"assessmentType_iw_IL": null,
"name_ar_SA": null,
"assessmentSource_de_DE": null,
"ratingScale": "110",
"assessmentSource_uk_UA": null,
"name_fr_FR": null,
"assessmentType_es_ES": null,
"name_tr_TR": null,
"assessmentMethod_da_DK": null,
"assessmentType_it_IT": null,
"assessmentSource_sk_SK": null,
"assessmentType_sv_SW": null,
"assessmentType_no_NO": null,
"assessmentType_uk_UA": null,
"name_hi_IN": null,
"assessmentSource_bs_BS": null,
"assessmentMethod_sr_RS": null,
"lastModifiedBy": "cgrant1",
"assessmentType_sv_SE": null,
"assessmentType_ro_RO": null,
"assessmentType_hi_IN": null,
"name_fi_FI": null,
"name_en_RTL": null,
"assessmentType_fr_FR": null,
"assessmentType_pt_PT": null,
"assessmentSource_it_IT": null,
"assessmentSource_zh_CN": null,
"name_el_GR": null,
"assessmentSource_zh_TW": null,
"assessmentType_ja_JP": null,
"assessmentMethod_pl_PL": null,
"assessmentMethod_nb_NO": null,
"assessmentSource_pt_BR": null,
"assessmentType_ko_KR": null,
"assessmentMethod_it_IT": null,

```

```

"name_zh_TW": null,
"name_th_TH": null,
"assessmentType_th_TH": null,
"assessmentSource_defaultValue": "LMS",
"assessmentMethod_en_GB": null,
"assessmentSource_iw_IL": null,
"name_ko_KR": null,
"competency": "1005366",
"name_ja_JP": null,
"assessmentType_sk_SK": null,
"userId": "rmcdonald1",
"assessmentType_localized": "LMS Internal Calculation",
"assessmentMethod_sv_SW": null,
"mdfSystemRecordStatus": "N",
"assessmentType_sr_RS": null,
"assessmentSource_cs_CZ": null,
"name_cs_CZ": null,
"assessmentMethod_nl_NL": null,
"status": "A",
"assessmentSource_da_DK": null,
"name_uk_UA": null,
"assessmentSource_nl_NL": null,
"assessedRating": "2",
"name_zh_CN": null,
"assessmentType_da_DK": null,
"assessmentSource_hi_IN": null,
"assessmentType_nl_NL": null,
"assessmentMethod_th_TH": null,
"assessmentMethod_pt_BR": null,
"name_tl_PH": null,
"name_en_DEBUG_APOS": null,
"assessmentSource_fi_FI": null,
"name_bs_BS": null,
"assessmentSource_sv_SE": null,
"name_no_NO": null,
"assessmentSource_ko_KR": null,
"assessmentMethod_fr_FR": null,
"name_localized": "assessment_1010388",
"assessmentSource_sv_SW": null,
"assessmentType_ru_RU": null,
"assessmentMethod_ar_SA": null,
"assessmentMethod_hi_IN": null,
"assessmentMethod_ro_RO": null,
"assessmentSource_en_DEBUG": null,
"assessmentSource_el_GR": null,
"assessmentMethod_es_ES": null,
"assessmentMethod_sv_SE": null,
"name_sv_SW": null,
"assessmentSource_no_NO": null,
"name_en_DEBUG_APOS_RTL": null,
"assessmentMethod_ja_JP": null,
"name_de_DE": null,
"assessmentMethod_tr_TR": null,
"assessmentMethod_vi_VN": null,
"workercompassessment_asso_ratingScale": {
  "__deferred": {
    "uri": "https://<api-server>/odata/v2/beta/
WorkerCompetencyAssessment(4860L)/workercompassessment_asso_ratingScale"
  }
},
"workerCompetencyNav": {
  "__deferred": {
    "uri": "https://<api-server>/odata/v2/beta/
WorkerCompetencyAssessment(4860L)/workerCompetencyNav"
  }
}
}
]

```

```
}  
}
```

## 9.7.5 RoleCompetencyBehaviorMappingEntity

The `RoleCompetencyBehaviorMappingEntity` entity can be used to map a behavior to a role through a competency. Behavior is added to a competency. When this competency is then mapped to a role, the behavior gets mapped to the role through the competency.

### Supported Operations

Operation	Description
Query	Query <code>RoleCompetencyBehaviorMappingEntity</code> .
Upsert	Create new or update existing <code>RoleCompetencyBehaviorMappingEntity</code> .
Delete	Delete <code>RoleCompetencyBehaviorMappingEntity</code> . The entity mapping cannot be deleted unless the related <code>CompetencyEntity</code> associated with the behavior is deleted as well.

### Properties and Navigation Properties

#### Properties

This section lists only the properties and navigation properties that require special business logic, permission, or other additional information. For more information, refer to the API dictionary in [Admin Center](#) [API Center](#) [OData API Data Dictionary](#) or the API metadata using query: `https://<api-server>/odata/v2/<Entity>/$metadata`.

## Navigation Properties

Navigation Property	Related Entity	Description
behaviorMappingEntityNav	BehaviorMappingEntity	This navigation is to support mapped competency behaviors. There is a one-to-many association between RoleEntity and RoleCompetencyBehaviorMappingEntity i.e for each RoleEntity, there can be zero or more RoleCompetencyBehaviorMappingEntity which means that zero or more behaviors can be mapped to a role using this navigation.
competencyNav	CompetencyEntity	This navigation is to support mapped competencies. There is a one-to-many association between RoleEntity and RoleCompetencyBehaviorMappingEntity i.e for each RoleEntity, there can be zero or more RoleCompetencyBehaviorMappingEntity which means that zero or more competencies can be mapped to a role using this navigation.

## Use Case 1: Query for the first item in RoleCompetencyBehaviorMappingEntity

### Request

Operation	Query
HTTP Method	GET
URI	https://<API-Server>/odata/v2/ RoleCompetencyBehaviorMappingEntity/?\$format=JSON&\$top=1

### Response

```
{
  "d": {
    "results": [
      {
        "__metadata": {
          "uri": "https://<API-Server>/odata/v2/  
RoleCompetencyBehaviorMappingEntity(RoleEntity_externalCode='1005321',externalCode='1005665')",
          "type": "SFOData.RoleCompetencyBehaviorMappingEntity"
        },
        "externalCode": "1005665",
        "RoleEntity_externalCode": "1005321",
        "weight_defaultValue": null,
        "lastModifiedDate": "/Date(1563472924000+0000)/",
        "rating_it_IT": null,
        "rating_ru_RU": null,
        "weight_en_GB": null,

```

```

    "createdDateTime": "/Date(1563472924000+0000)/",
    "rating_en_US": null,
    "rating_de_DE": null,
    "rating_fr_FR": null,
    "weight_fr_CA": null,
    "weight_ja_JP": null,
    "weight_pt_BR": null,
    "weight_fr_FR": null,
    "mdfSystemRecordStatus": "N",
    "rating_ja_JP": null,
    "rating_ko_KR": null,
    "rating_pt_BR": null,
    "subModule": null,
    "weight_localized": null,
    "status": "A",
    "competency": "1005505",
    "weight_en_US": null,
    "rating_en_GB": null,
    "weight_zh_CN": null,
    "behaviorMappingEntity": "1005518",
    "rating_es_ES": null,
    "rating_defaultValue": null,
    "rating_fr_CA": null,
    "rating_nl_NL": null,
    "weight_it_IT": null,
    "weight_ru_RU": null,
    "lastModifiedBy": "admin",
    "weight_de_DE": null,
    "weight_ko_KR": null,
    "createdBy": "admin",
    "weight_nl_NL": null,
    "rating_zh_CN": null,
    "rating_localized": null,
    "weight_es_ES": null,
    "createdByNav": {
      "__deferred": {
        "uri": "https://<API-Server>/odata/v2/
RoleCompetencyBehaviorMappingEntity(RoleEntity_externalCode='1005321',externalCode='
1005665')/createdByNav"
      }
    },
    "weightTranslationTextNav": {
      "__deferred": {
        "uri": "https://<API-Server>/odata/v2/
RoleCompetencyBehaviorMappingEntity(RoleEntity_externalCode='1005321',externalCode='
1005665')/weightTranslationTextNav"
      }
    },
    "behaviorMappingEntityNav": {
      "__deferred": {
        "uri": "https://<API-Server>/odata/v2/
RoleCompetencyBehaviorMappingEntity(RoleEntity_externalCode='1005321',externalCode='
1005665')/behaviorMappingEntityNav"
      }
    },
    "statusNav": {
      "__deferred": {
        "uri": "https://<API-Server>/odata/v2/
RoleCompetencyBehaviorMappingEntity(RoleEntity_externalCode='1005321',externalCode='
1005665')/statusNav"
      }
    },
    "ratingTranslationTextNav": {
      "__deferred": {
        "uri": "https://<API-Server>/odata/v2/
RoleCompetencyBehaviorMappingEntity(RoleEntity_externalCode='1005321',externalCode='
1005665')/ratingTranslationTextNav"
      }
    }
  }
}

```

```

    },
    "lastModifiedByNav": {
      "__deferred": {
        "uri": "https://<API-Server>/odata/v2/
RoleCompetencyBehaviorMappingEntity(RoleEntity_externalCode='1005321',externalCode='
1005665')/lastModifiedByNav"
      }
    },
    "mdfSystemRecordStatusNav": {
      "__deferred": {
        "uri": "https://<API-Server>/odata/v2/
RoleCompetencyBehaviorMappingEntity(RoleEntity_externalCode='1005321',externalCode='
1005665')/mdfSystemRecordStatusNav"
      }
    },
    "competencyNav": {
      "__deferred": {
        "uri": "https://<API-Server>/odata/v2/
RoleCompetencyBehaviorMappingEntity(RoleEntity_externalCode='1005321',externalCode='
1005665')/competencyNav"
      }
    }
  }
}
]
}
}

```

## Use Case 2: Map a new behavior to a role

### Request

Operation	Upsert
HTTP Method	POST
URI	https://<API-Server>/odata/v2/upsert
Payload	<pre> {   "__metadata": {     "uri": "RoleCompetencyBehaviorMappingEntity"   },   "RoleEntity_externalCode": "1005454",   "competency": "1005573",   "behaviorMappingEntity": "1005575",   "weight_defaultValue": "10",   "rating_defaultValue": "20" } </pre>

### Response

```

<?xml version="1.0" encoding="utf-8"?>
<feed xmlns="http://www.w3.org/2005/Atom" xmlns:m="http://schemas.microsoft.com/ado/
2007/08/dataservices/metadata" xmlns:d="http://schemas.microsoft.com/ado/2007/08/
dataservices">
  <entry>

```



```

<content type="application/xml">
  <m:properties>
    <d:key m:null="true"></d:key>
    <d:status>OK</d:status>
    <d:editStatus>UPSERTED</d:editStatus>
    <d:message m:null="true"></d:message>
    <d:index m:type="Edm.Int32">0</d:index>
    <d:httpCode m:type="Edm.Int32">200</d:httpCode>
    <d:inlineResults m:type="Bag(SFODData.UpsertResult)"></
d:inlineResults>
  </m:properties>
</content>
</entry>
</feed>

```

## Use Case 3: Query for the RoleCompetencyBehaviorMappings for a specific RoleEntity

### Request

Operation	Query
HTTP Method	GET
URI	https://<API-Server>/odata/v2/RoleEntity('1002706')/roleCompetencyBehaviorMappings/?\$format=JSON

### Response

```

{
  "d": {
    "results": [
      {
        "__metadata": {
          "uri": "https://<API-Server>/odata/v2/RoleCompetencyBehaviorMappingEntity(RoleEntity_externalCode='1002706',externalCode='1442447')",
          "type": "SFODData.RoleCompetencyBehaviorMappingEntity"
        },
        "externalCode": "1442447",
        "RoleEntity_externalCode": "1002706",
        "weight_defaultValue": null,
        "weight_bs_BS": null,
        "lastModifiedDate": "/Date(1572630841000+0000)/",
        "rating_it_IT": null,
        "rating_ru_RU": null,
        "rating_hi_IN": null,
        "weight_en_GB": null,
        "createdDateTime": "/Date(1572630841000+0000)/",
        "rating_en_US": null,
        "rating_de_CH": null,
        "rating_uk_UA": null,
        "rating_tr_TR": null,
        "weight_en_DEBUG": null,
        "rating_en_DEBUG": null,
        "rating_bs_ID": null,
        "rating_de_DE": null,
        "rating_fr_FR": null,

```

```

"weight_cs_CZ": null,
"weight_fr_CA": null,
"weight_pt_BR": null,
"weight_fr_FR": null,
"mdfSystemRecordStatus": "N",
"weight_tr_TR": null,
"rating_pt_BR": null,
"subModule": null,
"weight_bs_ID": null,
"weight_localized": null,
"weight_nb_NO": null,
"status": "A",
"rating_cs_CZ": null,
"competency": "1000076",
"weight_de_CH": null,
"weight_uk_UA": null,
"weight_en_US": null,
"rating_en_GB": null,
"weight_zh_CN": null,
"behaviorMappingEntity": "1003622",
"weight_hi_IN": null,
"rating_ar_SA": null,
"rating_es_ES": null,
"rating_nb_NO": null,
"rating_defaultValue": null,
"rating_fr_CA": null,
"rating_nl_NL": null,
"weight_it_IT": null,
"weight_ru_RU": null,
"lastModifiedBy": "ecadmin",
"weight_de_DE": null,
"rating_bs_BS": null,
"createdBy": "ecadmin",
"weight_nl_NL": null,
"rating_zh_CN": null,
"weight_ar_SA": null,
"rating_localized": null,
"weight_es_ES": null,
"createdByNav": {
  "__deferred": {
    "uri": "https://<API-Server>/odata/v2/
RoleCompetencyBehaviorMappingEntity(RoleEntity_externalCode='1002706',externalCode='
1442447')/createdByNav"
  }
},
"weightTranslationTextNav": {
  "__deferred": {
    "uri": "https://<API-Server>/odata/v2/
RoleCompetencyBehaviorMappingEntity(RoleEntity_externalCode='1002706',externalCode='
1442447')/weightTranslationTextNav"
  }
},
"behaviorMappingEntityNav": {
  "__deferred": {
    "uri": "https://<API-Server>/odata/v2/
RoleCompetencyBehaviorMappingEntity(RoleEntity_externalCode='1002706',externalCode='
1442447')/behaviorMappingEntityNav"
  }
},
"statusNav": {
  "__deferred": {
    "uri": "https://<API-Server>/odata/v2/
RoleCompetencyBehaviorMappingEntity(RoleEntity_externalCode='1002706',externalCode='
1442447')/statusNav"
  }
},
"ratingTranslationTextNav": {
  "__deferred": {

```

```

        "uri": "https://<API-Server>/odata/v2/
RoleCompetencyBehaviorMappingEntity(RoleEntity_externalCode='1002706',externalCode='
1442447')/ratingTranslationTextNav"
    },
    "lastModifiedByNav": {
        "__deferred": {
            "uri": "https://<API-Server>/odata/v2/
RoleCompetencyBehaviorMappingEntity(RoleEntity_externalCode='1002706',externalCode='
1442447')/lastModifiedByNav"
        }
    },
    "mdfSystemRecordStatusNav": {
        "__deferred": {
            "uri": "https://<API-Server>/odata/v2/
RoleCompetencyBehaviorMappingEntity(RoleEntity_externalCode='1002706',externalCode='
1442447')/mdfSystemRecordStatusNav"
        }
    },
    "competencyNav": {
        "__deferred": {
            "uri": "https://<API-Server>/odata/v2/
RoleCompetencyBehaviorMappingEntity(RoleEntity_externalCode='1002706',externalCode='
1442447')/competencyNav"
        }
    }
},
{
    "__metadata": {
        "uri": "<API-Server>://<API-Server>/odata/v2/
RoleCompetencyBehaviorMappingEntity(RoleEntity_externalCode='1002706',externalCode='
1442448')",
        "type": "SFOData.RoleCompetencyBehaviorMappingEntity"
    },
    "externalCode": "1442448",
    "RoleEntity_externalCode": "1002706",
    "weight_defaultValue": null,
    "weight_bs_BS": null,
    "lastModifiedDate": "/Date(1572630841000+0000)/",
    "rating_it_IT": null,
    "rating_ru_RU": null,
    "rating_hi_IN": null,
    "weight_en_GB": null,
    "createdDateTime": "/Date(1572630841000+0000)/",
    "rating_en_US": null,
    "rating_de_CH": null,
    "rating_uk_UA": null,
    "rating_tr_TR": null,
    "weight_en_DEBUG": null,
    "rating_en_DEBUG": null,
    "rating_bs_ID": null,
    "rating_de_DE": null,
    "rating_fr_FR": null,
    "weight_cs_CZ": null,
    "weight_fr_CA": null,
    "weight_pt_BR": null,
    "weight_fr_FR": null,
    "mdfSystemRecordStatus": "N",
    "weight_tr_TR": null,
    "rating_pt_BR": null,
    "subModule": null,
    "weight_bs_ID": null,
    "weight_localized": null,
    "weight_nb_NO": null,
    "status": "A",
    "rating_cs_CZ": null,
    "competency": "1000077",
    "weight_de_CH": null,

```

```

    "weight_uk_UA": null,
    "weight_en_US": null,
    "rating_en_GB": null,
    "weight_zh_CN": null,
    "behaviorMappingEntity": "1442445",
    "weight_hi_IN": null,
    "rating_ar_SA": null,
    "rating_es_ES": null,
    "rating_nb_NO": null,
    "rating_defaultValue": null,
    "rating_fr_CA": null,
    "rating_nl_NL": null,
    "weight_it_IT": null,
    "weight_ru_RU": null,
    "lastModifiedBy": "ecadmin",
    "weight_de_DE": null,
    "rating_bs_BS": null,
    "createdBy": "ecadmin",
    "weight_nl_NL": null,
    "rating_zh_CN": null,
    "weight_ar_SA": null,
    "rating_localized": null,
    "weight_es_ES": null,
    "createdByNav": {
      "__deferred": {
        "uri": "https://<API-Server>/odata/v2/
RoleCompetencyBehaviorMappingEntity(RoleEntity_externalCode='1002706',externalCode='
1442448')/createdByNav"
      }
    },
    "weightTranslationTextNav": {
      "__deferred": {
        "uri": "https://<API-Server>/odata/v2/
RoleCompetencyBehaviorMappingEntity(RoleEntity_externalCode='1002706',externalCode='
1442448')/weightTranslationTextNav"
      }
    },
    "behaviorMappingEntityNav": {
      "__deferred": {
        "uri": "https://<API-Server>/odata/v2/
RoleCompetencyBehaviorMappingEntity(RoleEntity_externalCode='1002706',externalCode='
1442448')/behaviorMappingEntityNav"
      }
    },
    "statusNav": {
      "__deferred": {
        "uri": "https://<API-Server>/odata/v2/
RoleCompetencyBehaviorMappingEntity(RoleEntity_externalCode='1002706',externalCode='
1442448')/statusNav"
      }
    },
    "ratingTranslationTextNav": {
      "__deferred": {
        "uri": "https://<API-Server>/odata/v2/
RoleCompetencyBehaviorMappingEntity(RoleEntity_externalCode='1002706',externalCode='
1442448')/ratingTranslationTextNav"
      }
    },
    "lastModifiedByNav": {
      "__deferred": {
        "uri": "https://<API-Server>/odata/v2/
RoleCompetencyBehaviorMappingEntity(RoleEntity_externalCode='1002706',externalCode='
1442448')/lastModifiedByNav"
      }
    },
    "mdfSystemRecordStatusNav": {
      "__deferred": {

```

```

        "uri": "https://<API-Server>/odata/v2/
RoleCompetencyBehaviorMappingEntity(RoleEntity_externalCode='1002706',externalCode='
1442448')/mdfSystemRecordStatusNav"
    },
    "competencyNav": {
        "__deferred": {
            "uri": "https://<API-Server>/odata/v2/
RoleCompetencyBehaviorMappingEntity(RoleEntity_externalCode='1002706',externalCode='
1442448')/competencyNav"
        }
    }
}
]
}
}

```

## Related Information

[SAP Business Accelerator Hub: RoleCompetencyBehaviorMappingEntity](#)

## 9.7.6 Organizing Job Profile Builder Competencies

Describes how support competency assignment for the Job Profile Builder (JPB) using the OData APIs, CompetencyEntity and CompetencyType .

### What's the benefit?

If you want to assign competencies in the JPB, have more capabilities for assigning competencies and additional flexibility on how your competencies are organized in the JPB, then the Competency and CompetencyType entities can meet your requirements. Furthermore, you can use these OData APIs to create competency collections.

### Competency Assignment: Details

- Assign competency to one or more persons via an automated process:
  - From a 3rd Party source. Mass upload is also supported
- Read assigned competencies by person
  - Can specify selection criteria to filter on any column
- Delete assigned competency by person and competency

## Competency Collections: Details

Competency collections are made possible by building associations between CompetencyEntity and CompetencyType:

- 1: n association between one specific CompetencyEntity and other competency entities (see the Use Case Retrieving specific competency entity data for an example of childCompetencies) allowing groupings of multiple competency entities
- 1:n association between CompetencyEntity and CompetencyType allowing multiple groupings of competencyTypes

A precondition for these associations is that the property IsCollection in the CompetencyEntity has the attribute=true.

isCollection: Properties

Property Name	Type	Nullable	Required	Creatable	Updatable	Upsertable	Visible	Sortable	Filterable
isCollection	Edm.Boolean	true	false	true	true	true	true	true	true

These competency collections let you have a flat, non-hierarchical structure for organizing JPB competencies. And if, required, competency collections can also be used to store all your talent attributes in the competency framework.

### Note

The competency collection will not impact the current JPB UI; all competencies created in the UI will populate the IsCollection field with the attribute=false. The system will maintain the default hierarchical competency library and category for competency collection if needed.

## Use Case: Retrieving specific competency entity data

**Operation:** Query

**Method:** Post

**Authorization:** Basic

**Request:** `https://<hostname.com>/odata/v2/CompetencyEntity('XYZ')?$format=JSON`

**Response**

### Sample Code

Extract from response

```
{
  "d": {
    "__metadata": {
      "uri": "https://<host.sap.com>/odata/v2/CompetencyEntity('XYZ')",
      "type": "SFOData.CompetencyEntity"
    }
  }
}
```

```

"externalCode": "XYZ",
"category_it_IT": null,
"name_da_DK": null,
"category_pl_PL": null,
"libName_nl_NL": null,
"category_ko_KR": null,
"libName_en_GB": "Test Comptency Lib US",
"name_defaultValue": "Test ECT-59632 - Competeny Id Test US1",
"description_ko_KR": null,
"name_fr_FR": null,
"category_defaultValue": "Test Competency Category US1",
"name_es_MX": null,
"name_it_IT": null,
"name_pl_PL": null,
"IsCollection": null,
"description_defaultValue": null,
"name_fi_FI": null,
"description_da_DK": null,
"name_en_RTL": null,
"category_nl_NL": null,
"libName_defaultValue": "Test Comptency Lib US1",
"category_de_DE": null,
"description_localized": null,
"libName_en_SAP_SLS": null,
"name_es_ES": null,
"description_en_GB": null,
"libName_zh_TW": null,
"libName_zh_CN": null,
"name_zh_TW": null,
"category_da_DK": null,
"description_zh_TW": null,
"libName_en_US": "Test Comptency Lib US1",
"name_en_SAP_SLS": null,
"category_en_GB": "Test Competency Category US",
"libName_es_MX": null,
"description_zh_CN": null,
"name_ko_KR": null,
"description_en_RTL": null,
"description_de_DE": null,
"libName_en_RTL": null,
"name_ja_JP": null,
"category_en_US": "Test Competency Category US1",
"libName_fr_FR": null,
"libName_localized": "Test Comptency Lib US1",
"description_fi_FI": null,
"libName_fi_FI": null,
"category_es_MX": null,
"name_en_US": "Test Competeny Id Test US1",
"description_fr_FR": null,
"description_en_US": null,
"status": "A",
"description_es_MX": null,
"name_zh_CN": null,
"category_ja_JP": null,
"description_ja_JP": null,
"libName_de_DE": null,
"name_en_GB": "Test Competeny Id Test US",
"subModule": null,
"description_it_IT": null,
"libName_ja_JP": null,
"libName_ko_KR": null,
"category_zh_CN": null,
"description_es_ES": null,
"name_localized": "Test Competeny Id Test US1",
"category_zh_TW": null,
"libName_pl_PL": null,
"category_en_RTL": null,
"category_fr_FR": null,

```

```

"name_nl_NL": null,
"category_es_ES": null,
"libName_it_IT": null,
"description_en_SAP_SLS": null,
"libName_es_ES": null,
"description_nl_NL": null,
"name_de_DE": null,
"category_localized": "Test Competency Category US1",
"core": true,
"category_fi_FI": null,
"libName_da_DK": null,
"description_pl_PL": null,
"category_en_SAP_SLS": null,
"descriptionTranslationTextNav": {
  "__deferred": {
    "uri": "https://<host.sap.com>/odata/v2/CompetencyEntity('XYZ')/"
  }
},
descriptionTranslationTextNav"
},
"categoryTranslationTextNav": {
  "__deferred": {
    "uri": "https://<host.sap.com>/odata/v2/CompetencyEntity('XYZ')/"
  }
},
categoryTranslationTextNav"
},
"competencyTypes": {
  "__deferred": {
    "uri": "https://<host.sap.com>/odata/v2/CompetencyEntity('XYZ')/"
  }
},
competencyTypes"
},
"statusNav": {
  "__deferred": {
    "uri": "https://<host.sap.com>/odata/v2/CompetencyEntity('XYZ')/"
  }
},
statusNav"
},
"childCompetencies": {
  "__deferred": {
    "uri": "https://<host.sap.com>/odata/v2/CompetencyEntity('XYZ')/"
  }
},
childCompetencies"
},
"libNameTranslationTextNav": {
  "__deferred": {
    "uri": "https://<host.sap.com>/odata/v2/CompetencyEntity('XYZ')/"
  }
},
libNameTranslationTextNav"
},
"wfRequestNav": {
  "__deferred": {
    "uri": "https://<host.sap.com>/odata/v2/CompetencyEntity('XYZ')/"
  }
},
wfRequestNav"
},
"nameTranslationTextNav": {
  "__deferred": {
    "uri": "https://<host.sap.com>/odata/v2/CompetencyEntity('XYZ')/"
  }
},
nameTranslationTextNav"
}
}
}
}

```



## Upsert: CompetencyEntity with IsCollection attribute

Operation: Upsert

Method: Post

Form Encoding: Application/json

Request: <https://<hostname>.com/odata/v2/upsert>

Payload Info:

### Sample Code

```
{
  "__metadata": {
    "uri": "CompetencyEntity"
  },
  "name_en_US": "competencytest3",
  "libName_en_US": "lib1",
  "category_en_US": "cat1",
  "IsCollection": true
}
```

## Upsert: CompetencyEntity with Associations

Operation: Upsert

Method: Post

Form Encoding: Application/json

Request: <https://<hostname>.com/odata/v2/upsert>

Payload Info:

### Sample Code

```
{
  "__metadata": {
    "uri": "CompetencyEntity"
  },
  "name_en_US": "competencytest4",
  "libName_en_US": "lib1",
  "category_en_US": "cat1",
  "IsCollection": true,
  "status": "A",
  "childCompetencies": [
    {
      "__metadata": {
        "type": "SFOData.CompetencyEntity",
        "uri": "https://192.168.2.128::443/odata/v2/CompetencyEntity('1000573') "
      },
      "name_en_US": "competencytest3",
      "libName_en_US": "lib1",
      "category_en_US": "cat1",
      "IsCollection": true
    }
  ]
}
```

```

    },
    "competencyTypes": [
      {
        "__metadata": {
          "type": "SFOData.CompetencyType",

```

### Note

cust\_CompetencyEntity will be replaced by a new MDF entity CompetencyEntity.

## 9.7.7 FamilyEntity

This entity is the primary classification of a job, which is also known as job family.

### Permissions

You have the view permission for [Manage Job Profile Builder](#) > [Manage Job Profile Content](#).

### Supported Operations

Query, Insert, Merge, Replace, Upsert, Delete

### Properties and Navigation Properties

This section lists only the properties and navigation properties that require special business logic, permission, or other additional information. For more information, refer to the API dictionary in [Admin Center](#) > [API Center](#) > [OData API Data Dictionary](#) or the API metadata using query: `https://<api-server>/odata/v2/<Entity>/$metadata`.

#### Properties

Property	Description
rowId	The row ID.
internalId	The internal ID.
externalCode	The customer oriented ID or GUID.
name	The family name.
createdLocale	This property is only used for JDM1.0.

Property	Description
status	The status of the family.
createdBy	The person who created the family.
createdDate	The date on which the family was created.
lastModifiedBy	The person who last modified the family.
lastModifiedDate	The date on which the family was created.

## Navigation Properties

Navigation Property	Related Entity	Description
competencies	FamilyCompetencyMappingEntity	A one-to-many association between FamilyEntity and FamilyCompetencyMappingEntity. For each FamilyEntity, there can be zero or more family competency mappings. All job roles(RoleEntity) under this family will automatically inherit these family level competencies.
skills	FamilySkillMappingEntity	A one-to-many association between FamilyEntity and FamilySkillMappingEntity. For each FamilyEntity, there can be zero or more family skill mappings. All job roles(RoleEntity) under this family will automatically inherit these family level skills.

## Use Cases

API Call	Description
<code>/odata/v2/ FamilyEntity(externalCode='1000596')? &amp;format=json&amp;\$select=externalCode,name_en_ US</code>	Query family whose externalCode equals to 1000596, the return data will only include en_US locale values.
<code>/odata/v2/FamilyEntity?&amp;\$format=json</code>	Query all families.

## Related Information

[SAP Business Accelerator Hub: FamilyEntity](#)

## 9.7.8 JobDescTemplate

This entity stores the sections and styling information of a job profile in a Job Description template. The template is created for one or more job families.

## Permissions

Permission Model	Permission Setting
Role-based	<a href="#">Manage Job Profile Templates</a>

## Supported Operations

Operation	Description
Query	Query a template by guid or business properties.

## Properties

Property	Description
rowId	The row ID.
internalId	An internal ID.
externalCode	An external code.
title	The job description template title.
status	The status of the job template.
createdBy	The ID of the person who created the job description template.
createdDate	The date on which the job description template was created.
lastModifiedBy	The ID of the person who last modified the job description template.
lastModifiedDate	The date on which the job description template was modified.
subModule	Indicates the sub-job template that is used by RCM.

## Navigation Properties

Navigation Property	Related Entity	Description
jdFamilyMappings	JDTemplateFamilyMapping	A one-to-many association between JobDescTemplate and JDTemplateFamilyMapping. For each JobDescTemplate, there can be one or more associated JDTemplateFamilyMappings.
sections	JobDescSection	A one-to-many association between JobDescTemplate and JobDescSection. For each JobDescTemplate, there can be zero or more associated JobDescSection.

## Use Cases

The SAP SuccessFactors module Job Profile Builder owns the JobDescTemplate, and will write JobDescTemplate data into the GENERIC\_OBJECT\_T table. You can query JobDescTemplate using the JobDescTemplate oData API:

API Call	Description
<code>/odata/v2/JobDescTemplate(externalCode='1035402')?&amp;format=json&amp;expand=jdFamilyMappings,sections</code>	Queries the job the profile template with the external-Code"1035402". The returned data only includes en_US locale values.
<code>/odata/v2/JobDescTemplate?&amp;format=json</code>	Queries all job profile templates.

## Related Information

[SAP Business Accelerator Hub: JobDescTemplate](#)

## 9.7.9 JobProfile

This entity stores the detailed profiling information of a job. It inherits all of the competency and skill information from a job role and describes additional job information, such as education, certification, and physical requirements.

### Permissions

Permission System	Required Setting
Role-based	<p>Go to <a href="#">»</a> <a href="#">»</a> <i>search type: Object Definition, search value: Job Profile</i> <a href="#">»</a> <i>Take Action: Make correction</i> <a href="#">»</a> <i>Security: change to</i> <a href="#">»</a> <i>Yes</i> <a href="#">»</a> <i>Permission Category: change to</i> <a href="#">»</a> <i>Manage Job &amp; Skill Profile</i> <i>Visibility</i> <a href="#">»</a>. Click <i>Save</i>.</p> <p>Grant view permission for <a href="#">»</a> <i>Manage Job &amp; Skill Profile Visibility</i> <a href="#">»</a> <i>Job Profile</i> <a href="#">»</a></p>

### Supported Operations

Operation	Description
GET	Query a job profile by guid or business properties.
UPSERT/POST/MERGE/PUT	Update a job profile.

### Properties

externalCode(guid) and business properties are required while querying profiles.

Property	Description
rowId	The row ID.
internalId	An internal ID.
externalCode	An external code.
template	A job template.

Property	Description
name	The job profile name.
draft	Indicates that the job profile has not been activated.
position	Indicates whether the profile is a role or position profile.
subModule	Indicates the sub-job profile type, like jobReqProfile which is used in RCM.

## Navigation Properties

Navigation Property	Related Entity	Description
jobProfileRoleMappings	JobProfileRole-MappingEntity	A one-to-many association between JobProfile and JobProfileRoleMappingEntity. For each JobProfile, there has to be at least one associated JobProfileRoleMappingEntity. In JPB, a job profile is the extension of a job role.
certificationContents	Certification-Content	A one-to-many association between JobProfile and CertificationContent. For each JobProfile, there can be zero or more associated CertificationContents.

Navigation Property	Related Entity	Description
competencyContents	Competency-Content	A one-to-many association between JobProfile and CompetencyContent. For each JobProfile, there can be zero or more associated CompetencyContents.
educationDegreeContents	educationDegreeContents	A one-to-many association between JobProfile and EducationDegreeContent, for each JobProfile, there can be zero or more associated EducationDegreeContents.
educationMajorContents	educationMajorContents	A one-to-many association between JobProfile and EducationMajorContent. For each JobProfile, there can be zero or more associated EducationMajorContents.
employmentConditionContents	Employment-ConditionContent	A one-to-many association between JobProfile and EmploymentConditionContent. For each JobProfile, there can be zero or more associated EmploymentConditionContents.



Navigation Property	Related Entity	Description
jobResponsibilityContents	JobResponsibilityContent	A one-to-many association between JobProfile and JobResponsibilityContent, for each JobProfile, there can be zero or more associated JobResponsibilityContents.
interviewQuestionContents	InterviewQuestionContent	A one-to-many association between JobProfile and InterviewQuestionContent. For each JobProfile, there can be zero or more associated InterviewQuestionContents.
physicalReqContents	PhysicalReqContent	A one-to-many association between JobProfile and PhysicalReqContent. For each JobProfile, there can be zero or more associated PhysicalReqContents.
relevantIndustryContents	RelevantIndustryContent	A one-to-many association between JobProfile and RelevantIndustryContent. For each JobProfile, there can be zero or more associated RelevantIndustryContents.
skillContents	SkillContent	A one-to-many association between JobProfile and SkillContent. For each JobProfile, there can be zero or more associated SkillContents.

Navigation Property	Related Entity	Description
shortDescriptions	JobProfileLocalizedData	A one-to-many association between JobProfile and JobProfileLocalizedData. For each JobProfile, there can be zero or more associated JobProfileLocalizedData. Here the JobProfileLocalizedData is used to store short description information.
longDescriptions	JobProfileLocalizedData	A one-to-many association between JobProfile and JobProfileLocalizedData. For each JobProfile, there can be zero or more associated JobProfileLocalizedData. Here the JobProfileLocalizedData is used to store long description information.
headers	JobProfileLocalizedData	A one-to-many association between JobProfile and JobProfileLocalizedData. For each JobProfile, there can be zero or more associated JobProfileLocalizedData. Here the JobProfileLocalizedData is used to store header information.

Navigation Property	Related Entity	Description
footers	JobProfileLocalizedData	A one-to-many association between JobProfile and JobProfileLocalizedData. For each JobProfile, there can be zero or more associated JobProfileLocalizedData. Here the JobProfileLocalizedData is used to store footer information.
compDatas	JobProfileLocalizedData	A one-to-many association between JobProfile and JobProfileLocalizedData. For each JobProfile, there can be zero or more associated JobProfileLocalizedData. Here the JobProfileLocalizedData is used to store compensation information.

## Use Cases

The SAP SuccessFactors module Job Profile Builder owns JobProfile, and will write JobProfile data into the GENERIC\_OBJECT\_T table. You can query JobProfile from the JobProfile OData API.

API Call	Description
<code>/odata/v2/JobProfile(externalCode='1035961')?&amp;\$format=json&amp;\$expand=positionNav</code>	Queries a job profile whose externalCode equals to 1035961 and expand position data.
<code>/odata/v2/JobProfile?&amp;\$format=json</code>	Queries all job profiles.

## Related Information

[SAP Business Accelerator Hub: JobProfile](#)

## 9.7.10 RoleEntity

The secondary classification of a job. It usually refers to a particular job title and is also called a job role.

## Permissions

Permission Model	Permission Setting
Role-based	View permission for <a href="#">Manage Job Profile Builder</a> <a href="#">Manage Job Profile Content</a>

## Supported Operations

Operation	Description
Query	Query a role by guid or business properties.

## Properties

Property	Description
rowId	The row ID.
internalId	An internal ID.
externalCode	An external code.
name	The role name. A role only belongs to one family.
family	The family name.
createdLocale	The role created locale. This property used in JDM1.0.
status	The status of the role.
createdBy	The ID of the person who created the role.
createdDate	The date on which the role was created.

Property	Description
lastModifiedBy	The ID of the person who last modified the role.
lastModifiedDate	The date on which the role was modified.

## Navigation Properties

Navigation Property	Related Entity	Description
jobCodeMappings	JobCodeMappingEntity	A one-to-many association between RoleEntity and JobCodeMappingEntity. For each RoleEntity, there can be zero or more mapped jobcodes. Jobcode(job classification) is usually used to connect to a certain employee in BizX.
roleSkillMappings	RoleSkillMappingEntity	A one-to-many association between RoleEntity and RoleSkillMappingEntity. For each RoleEntity, there can be zero or more role skill mappings.
roleCompetencyMappings	RoleCompetencyMappingEntity	A one-to-many association between RoleEntity and RoleCompetencyMappingEntity. For each RoleEntity, there can be zero or more role competency mappings.
roleTalentPoolMappings	RoleTalentPoolMappingEntity	A one-to-many association between FamilyEntity and RoleTalentPoolMappingEntity. For each RoleEntity, there can be zero or more role talent pool mappings. These mappings are used by SAP SuccessFactors module .

## Use Cases

The SAP SuccessFactors module Job Profile Builder owns the RoleEntity, and will write RoleEntity data into the GENERIC\_OBJECT\_T table. You can query the RoleEntity using the RoleEntity oData API.

API Call	Description
<code>/odata/v2/RoleEntity(externalCode='1003068')?&amp;\$format=json&amp;\$select=externalCode,name_en_US,familyNav&amp;\$expand=familyNav,familyNav/skills,familyNav/competencies</code>	Queries the role with the externalCode "1003068". The return data will only include en_US local values.
<code>/odata/v2/RoleEntity?&amp;\$format=json</code>	Queries all roles.

## Related Information

[SAP Business Accelerator Hub: RoleEntity](#)

### 9.7.11 SkillEntity

This entity is a basic library that is used to describe skills are acquired through training. They are mapped to a job role or job family.

## Permissions

Permission Model	Configuration
Role-based	View permission for <a href="#">Manage Job Profile Builder</a> <a href="#">Manage Job Profile Content</a>

## Supported Operations

Operation	Description
Query	Query a skill by guid or business properties.

## Properties

Property	Description
rowId	The row ID.
internalId	An internal ID.
externalCode	An external code.
name	The skill name.
libName	The skill library name.
category	The skill category.
group	The skill group.
definition	The skill definition.
proLevel1	The skill proficiency level 1.

Property	Description
proLevel2	The skill proficiency level 2.
proLevel3	The skill proficiency level 3.
proLevel4	The skill proficiency level 4.
proLevel5	The skill proficiency level 5.
status	The status of the role.
createdBy	The ID of the person who created the skill.
createdDate	The date on which the skill was created.
lastModifiedBy	The ID of the person who last modified the skill.
lastModifiedDate	The date on which the skill was modified.

## Use Cases

The SAP SuccessFactors module Job Profile Builder owns the SkillEntity, and writes SkillEntity data into the GENERIC\_OBJECT\_T table.

API Call	Description
<pre> /odata/v2/ SkillEntity(externalCode='9043')? &amp;\$format=json &amp;\$select=externalCode,name_en_US ,libName_ en_US,category_en_US,group_en_US ,definiti on_en_US,proLevel1_en_US ,proLevel2_en_US, proLevel3_en_US ,proLevel4_en_US,proLevel5 _en_US </pre>	Queries skills with externalCode "9043". The return data only includes en_US locale values.
<pre> /odata/v2/SkillEntity?&amp;\$format=json </pre>	Queries all skills.

## Related Information

[SAP Business Accelerator Hub: SkillEntity](#) 

## 9.7.12 SkillProfile

This entity is the skill repository for a particular user. Upon creation, it automatically gets the user's skills defined in the corresponding job profile..

### Permissions

You have the following permissions:

- Go to [Admin Tools](#) > [Configure Object Definition](#) > search type: *Object Definition*, search value: *Skill Profile* > [Take Action: Make correction](#) > [Security: change to](#) > [Yes](#) > [Permission Category: change to](#) > [Manage Job & Skill Profile Visibility](#).
- In RBP, grant the [View](#) permission for [Manage Job & Skill Profile Visibility](#) > [Skill Profile](#).

### Supported Operations

Query, Insert, Merge, Replace, Upsert, Delete

### Properties and Navigation Properties

This section lists only the properties and navigation properties that require special business logic, permission, or other additional information. For more information, refer to the API dictionary in [Admin Center](#) > [API Center](#) > [OData API Data Dictionary](#) or the API metadata using query: `https://<api-server>/odata/v2/<Entity>/$metadata`.

#### Properties

Property	Description
rowId	The row ID.
internalId	An internal ID.
externalCode	An external code.
createdBy	The ID of the person who created the skill.
createdDate	The ID of the person who created the skill.
lastModifiedBy	The ID of the person who last modified the skill.
lastModifiedDate	The date on which the skill was modified.



## Navigation Properties

Navigation Property	Related Entity	Description
ratedSkills	RatedSkillMapping	A one-to-many association between SkillProfile and RatedSkillMapping. For each SkillProfile, there can be zero or more RatedSkillMappings.
selfReportSkills	SelfReportSkillMapping	A one-to-many association between SkillProfile and SelfReportSkillMapping, for each SkillProfile, there can be zero or more SelfReportSkillMappings.

## Use Cases

API Call	Description
<code>/odata/v2/SkillProfile(externalCode='cgrant1')?&amp;\$format=json&amp;\$expand=externalCodeNav,ratedSkills,selfReportSkills</code>	Queries the skill profile whose externalCode(userId) is "cgrant1", expanding user, rated skills and self report skills.
<code>/odata/v2/SkillProfile?&amp;\$format=json</code>	Queries all skill profiles.

## Related Information

[SAP Business Accelerator Hub: SkillProfile](#)

## 9.7.13 PositionEntity

`PositionEntity` is an extension of `Position` that contains skills and competency information related to the position. The skills and competencies are expressed through navigation properties that points to `PositionSkillMappingEntity` and `PositionCompetencyMappingEntity`.

## Supported Operations

Query, Insert, Merge, Replace, Upsert, Delete

## Properties and Navigation Properties

This section lists only the properties and navigation properties that require special business logic, permission, or other additional information. For more information, refer to the API dictionary in [Admin Center](#) [API Center](#) [OData API Data Dictionary](#) or the API metadata using query: `https://<api-server>/odata/v2/<Entity>/$metadata`.

### Properties

Property	Description
externalCode	Business key.
status	This is a required field. Possible statuses are: <ul style="list-style-type: none"><li><b>A</b>: Active</li><li><b>I</b>: Inactive</li></ul>
position	External code of the related position.

### Navigation Properties

Navigation Property	Related Entity	Description
positionCompetencyMappings	PositionCompetencyMappingEntity	Competencies required for the position.
positionSkillMappings	PositionSkillMappingEntity	Skills required for the position.
positionNav	Position	Related position information. This is a required navigation property when you create or edit a <code>PositionEntity</code> entry.

## Use Case 1: Query a PositionEntity's Skill Information

In this example, we try to query a `PositionEntity` and its related skills and competency information.

### Request

Operation	Query
HTTP Method	GET
URI	<code>https://&lt;API-Server&gt;/odata/v2/PositionEntity('1000580')?\$expand=positionSkillMappings&amp;\$select=position,positionSkillMappings/skill</code>

## Response

In this example, a list of skills are related to this position. You can further expand toSkillEntity for details.

```
{
  "d": {
    "__metadata": {
      "uri": "https://<API-Server>/odata/v2/PositionEntity('1000580')",
      "type": "SFOData.PositionEntity"
    },
    "position": "50014345",
    "positionSkillMappings": {
      "results": [
        {
          "__metadata": {
            "uri": "https://<API-Server>/odata/v2/PositionSkillMappingEntity(PositionEntity_externalCode='1000580',externalCode='1007139')",
            "type": "SFOData.PositionSkillMappingEntity"
          },
          "skill": "1000516"
        },
        {
          "__metadata": {
            "uri": "https://<API-Server>/odata/v2/PositionSkillMappingEntity(PositionEntity_externalCode='1000580',externalCode='1007140')",
            "type": "SFOData.PositionSkillMappingEntity"
          },
          "skill": "1000524"
        },
        {
          "__metadata": {
            "uri": "https://<API-Server>/odata/v2/PositionSkillMappingEntity(PositionEntity_externalCode='1000580',externalCode='1007141')",
            "type": "SFOData.PositionSkillMappingEntity"
          },
          "skill": "1000530"
        },
        {
          "__metadata": {
            "uri": "https://<API-Server>/odata/v2/PositionSkillMappingEntity(PositionEntity_externalCode='1000580',externalCode='1007142')",
            "type": "SFOData.PositionSkillMappingEntity"
          },
          "skill": "1000529"
        },
        {
          "__metadata": {
            "uri": "https://<API-Server>/odata/v2/PositionSkillMappingEntity(PositionEntity_externalCode='1000580',externalCode='1007143')",
            "type": "SFOData.PositionSkillMappingEntity"
          },
          "skill": "1000542"
        },
        {
          "__metadata": {
            "uri": "https://<API-Server>/odata/v2/PositionSkillMappingEntity(PositionEntity_externalCode='1000580',externalCode='1007144')",
            "type": "SFOData.PositionSkillMappingEntity"
          },
          "skill": "1000528"
        }
      ]
    }
  }
}
```

```

        "__metadata": {
          "uri": "https://<API-Server>/odata/v2/
PositionSkillMappingEntity(PositionEntity_externalCode='1000580',externalCode='10071
45')",
          "type": "SFOData.PositionSkillMappingEntity"
        },
        "skill": "1000503"
      }
    ]
  }
}

```

## Use Case 2: Creating a PositionEntity Record

This example shows how to create a `PositionEntity` record for an existing position using insert.

### Request

Operation	Insert
HTTP Method	POST
URI	<code>https://&lt;API-Server&gt;/odata/v2/PositionEntity</code>
Payload	<pre> {   "__metadata": {     "uri": "PositionEntity"   },   "status": "A",   "positionNav": {     "__metadata": {       "uri": "Position(code='11223344',effectiveStartDate=datetime'20 19-11-20T00:00:00')"     }   } } </pre>

### Response

```

{
  "d": {
    "__metadata": {
      "uri": "https://<API-Server>/odata/v2/PositionEntity('1020939')",
      "type": "SFOData.PositionEntity"
    },
    "status": "A",
    "externalCode": "1020939",
    "positionNav": {
      "__deferred": {
        "uri": "https://<API-Server>/odata/v2/PositionEntity('1020939')/"
        positionNav"
      }
    }
  }
}

```

## Related Information

[SAP Business Accelerator Hub: PositionEntity](#)

### 9.7.14 PositionCompetencyMappingEntity

This entity contains the mapping relationship between a position and its required competencies.

#### Supported Operations

Query, Insert, Merge, Replace, Upsert, Delete

#### Properties and Navigation Properties

This section lists only the properties and navigation properties that require special business logic, permission, or other additional information. For more information, refer to the API dictionary in [Admin Center](#) [API Center](#) [OData API Data Dictionary](#) or the API metadata using query: `https://<api-server>/odata/v2/<Entity>/$metadata`.

#### Properties

Property	Description
PositionEntity_externalCode	External code of the related <code>PositionEntity</code> entry. This is a business key.
externalCode	External code of the mapping entry. This is a business key.
status	Status of the position. Possible statuses are: <ul style="list-style-type: none"><li><b>A</b>: Active</li><li><b>I</b>: Inactive</li></ul>
rating_<locale>	A list of properties representing rating values in different locales.
rating_defaultValue	Default rating value.
weight_<locale>	A list of properties representing the weight values in different locales.
weight_defaultValue	Default weight value.

## Navigation Properties

Navigation Property	Related Entity	Description
competencyNav	CompetencyEntity	Competency information of the position. This navigation property is required.

## Use Case 1: Query a Competency Mapping by Key

### Request

Operation	Query
HTTP Method	GET
URI	<code>https://&lt;API-Server&gt;/odata/v2/ PositionCompetencyMappingEntity(PositionEntity_externalCode= '1000580',externalCode='1007147')</code>

### Response

```
{
  "d": {
    "__metadata": {
      "uri": "https://<API-Server>/odata/v2/  
PositionCompetencyMappingEntity(PositionEntity_externalCode='1000580',externalCode='  
1007147')",
      "type": "SFOData.PositionCompetencyMappingEntity"
    },
    "PositionEntity_externalCode": "1000580",
    "externalCode": "1007147",
    "rating_pt_PT": null,
    "weight_defaultValue": null,
    "lastModifiedDate": "/Date(1446760225000+0000)/",
    "rating_ru_RU": null,
    "weight_en_GB": null,
    "createdDateTime": "/Date(1446760225000+0000)/",
    "mdfSystemVersionId": null,
    "rating_en_US": null,
    "weight_en_DEBUG": null,
    "rating_en_DEBUG": null,
    "rating_de_DE": null,
    "rating_zh_TW": null,
    "rating_fr_FR": null,
    "mdfSystemEntityId": "91D8ADC0520F44C9BA03258D9834919F",
    "effectiveStartDate": "/Date(-2208988800000)/",
    "weight_ja_JP": null,
    "weight_pt_BR": null,
    "weight_fr_FR": null,
    "mdfSystemRecordStatus": "N",
    "rating_ja_JP": null,
    "rating_ko_KR": null,
    "rating_pt_BR": null,
    "subModule": null,
    "weight_localized": null,
    "status": "A",
    "effectiveEndDate": "/Date(253402214400000)/",
    "competency": "1000076",
  }
}
```

```

"weight_en_US": null,
"rating_en_GB": null,
"weight_zh_CN": null,
"weight_pt_PT": null,
"rating_es_ES": null,
"rating_defaultValue": null,
"mdfSystemObjectType": "PositionCompetencyMappingEntity",
"rating_nl_NL": null,
"lastModifiedDate": "/Date(1446742225000)/",
"weight_ru_RU": null,
"lastModifiedBy": "sfadmin",
"weight_de_DE": null,
"weight_zh_TW": null,
"lastModifiedDateWithTZ": "/Date(1446760225000+0000)/",
"weight_ko_KR": null,
"transactionSequence": "1",
"createdDate": "/Date(1446742225000)/",
"createdBy": "sfadmin",
"weight_nl_NL": null,
"mdfSystemRecordId": "ECDA07D861B3490D9E421EE4AB2DD7DD",
"rating_zh_CN": null,
"rating_localized": null,
"weight_es_ES": null,
"createdByNav": {
  "__deferred": {
    "uri": "https://<API-Server>/odata/v2/
PositionCompetencyMappingEntity(PositionEntity_externalCode='1000580',externalCode='
1007147')/createdByNav"
  }
},
"weightTranslationTextNav": {
  "__deferred": {
    "uri": "https://<API-Server>/odata/v2/
PositionCompetencyMappingEntity(PositionEntity_externalCode='1000580',externalCode='
1007147')/weightTranslationTextNav"
  }
},
"statusNav": {
  "__deferred": {
    "uri": "https://<API-Server>/odata/v2/
PositionCompetencyMappingEntity(PositionEntity_externalCode='1000580',externalCode='
1007147')/statusNav"
  }
},
"ratingTranslationTextNav": {
  "__deferred": {
    "uri": "https://<API-Server>/odata/v2/
PositionCompetencyMappingEntity(PositionEntity_externalCode='1000580',externalCode='
1007147')/ratingTranslationTextNav"
  }
},
"lastModifiedByNav": {
  "__deferred": {
    "uri": "https://<API-Server>/odata/v2/
PositionCompetencyMappingEntity(PositionEntity_externalCode='1000580',externalCode='
1007147')/lastModifiedByNav"
  }
},
"mdfSystemRecordStatusNav": {
  "__deferred": {
    "uri": "https://<API-Server>/odata/v2/
PositionCompetencyMappingEntity(PositionEntity_externalCode='1000580',externalCode='
1007147')/mdfSystemRecordStatusNav"
  }
},
"competencyNav": {
  "__deferred": {

```

```

        "uri": "https://<API-Server>/odata/v2/
PositionCompetencyMappingEntity(PositionEntity_externalCode='1000580',externalCode='
1007147')/competencyNav"
    }
}
}
}
}

```

## Use Case 2: Query the Competency Mappings of a PositionEntity

### Request

Operation	Query
HTTP Method	GET
URI	https://<API-Server>/odata/v2/ PositionCompetencyMappingEntity(PositionEntity_externalCode= '1000580',externalCode='1007147')

### Response

```

{
  "d": {
    "results": [
      {
        "__metadata": {
          "uri": "https://<API-Server>/odata/v2/
PositionCompetencyMappingEntity(PositionEntity_externalCode='1000580',externalCode='
1007147')",
          "type": "SFOData.PositionCompetencyMappingEntity"
        },
        "PositionEntity_externalCode": "1000580",
        "externalCode": "1007147"
      },
      {
        "__metadata": {
          "uri": "https://<API-Server>/odata/v2/
PositionCompetencyMappingEntity(PositionEntity_externalCode='1000580',externalCode='
1007146')",
          "type": "SFOData.PositionCompetencyMappingEntity"
        },
        "PositionEntity_externalCode": "1000580",
        "externalCode": "1007146"
      },
      {
        "__metadata": {
          "uri": "https://<API-Server>/odata/v2/
PositionCompetencyMappingEntity(PositionEntity_externalCode='1000580',externalCode='
1007148')",
          "type": "SFOData.PositionCompetencyMappingEntity"
        },
        "PositionEntity_externalCode": "1000580",
        "externalCode": "1007148"
      },
      {
        "__metadata": {
          "uri": "https://<API-Server>/odata/v2/
PositionCompetencyMappingEntity(PositionEntity_externalCode='1000580',externalCode='
1007149')",

```



```
        "type": "SFOData.PositionCompetencyMappingEntity"
      },
      "PositionEntity_externalCode": "1000580",
      "externalCode": "1007149"
    ]
  }
}
```

## Use Case 3: Map a PositionEntity Record to a Competency

### Request

Operation	Insert
HTTP Method	POST
URI	https://<API-Server>/odata/v2/ PositionCompetencyMappingEntity
Headers	
Payload	

### Response

## Related Information

[SAP Business Accelerator Hub: PositionCompetencyMappingEntity](#)

## 9.7.15 PositionSkillMappingEntity

This entity contains the mapping relationship between a position and its required skills.

## Supported Operations

Query, Insert, Merge, Replace, Upsert, Delete

## Properties and Navigation Properties

This section lists only the properties and navigation properties that require special business logic, permission, or other additional information. For more information, refer to the API dictionary in [Admin Center](#) [API Center](#) [OData API Data Dictionary](#) or the API metadata using query: `https://<api-server>/odata/v2/<Entity>/$metadata`.

### Properties

Property	Description
PositionEntity_externalCode	External code of the related <code>PositionEntity</code> entry. This is a business key.
externalCode	External code of the mapping entry. This is a business key.
status	Status of the position. Possible statuses are: <ul style="list-style-type: none"><li><b>A</b>: Active</li><li><b>I</b>: Inactive</li></ul>
rating_<locale>	A list of properties representing rating values in different locales.
rating_defaultValue	Default rating value.
weight_<locale>	A list of properties representing the weight values in different locales.
weight_defaultValue	Default weight value.

### Navigation Properties

Navigation Property	Related Entity	Description
SkillNav	<code>SkillEntity</code>	Skill information of the position. This navigation property is required.

## Use Case 1: Get Entities from `PositionSkillMappingEntity`

### Request

Operation	Query
HTTP Method	GET
URI	<code>https://&lt;api-server&gt;/odata/v2/ PositionSkillMappingEntity</code>

### Response

```
{
```

```

"d": {
  "PositionEntity_externalCode": "'1000580'",
  "createdBy": "Unknown Type: string,null",
  "createdDate": "/Date(1492098664000)/",
  "createdDateTime": "/Date(1492098664000)/",
  "effectiveEndDate": "/Date(1492098664000)/",
  "effectiveStartDate": "/Date(1492098664000)/",
  "externalCode": "string",
  "lastModifiedBy": "Unknown Type: string,null",
  "lastModifiedDate": "/Date(1492098664000)/",
  "lastModifiedDateTime": "/Date(1492098664000)/",
  "lastModifiedDateWithTZ": "/Date(1492098664000)/",
  "mdfSystemEntityId": "Unknown Type: string,null",
  "mdfSystemObjectType": "Unknown Type: string,null",
  "mdfSystemRecordId": "Unknown Type: string,null",
  "mdfSystemRecordStatus": "Unknown Type: string,null",
  "mdfSystemVersionId": "Unknown Type: string,null",
  "proLevel_de_DE": "Unknown Type: string,null",
  "proLevel_defaultValue": "Unknown Type: string,null",
  "proLevel_en_GB": "Unknown Type: string,null",
  "proLevel_en_US": "Unknown Type: string,null",
  "proLevel_es_ES": "Unknown Type: string,null",
  "proLevel_fr_FR": "Unknown Type: string,null",
  "proLevel_ja_JP": "Unknown Type: string,null",
  "proLevel_ko_KR": "Unknown Type: string,null",
  "proLevel_localized": "Unknown Type: string,null",
  "proLevel_nl_NL": "Unknown Type: string,null",
  "proLevel_pt_BR": "Unknown Type: string,null",
  "proLevel_pt_PT": "Unknown Type: string,null",
  "proLevel_ru_RU": "Unknown Type: string,null",
  "proLevel_zh_CN": "Unknown Type: string,null",
  "proLevel_zh_TW": "Unknown Type: string,null",
  "skill": "Unknown Type: string,null",
  "status": "Unknown Type: string,null",
  "subModule": "Unknown Type: string,null",
  "transactionSequence": "Unknown Type: string,null"
}
}

```

## Use Case 2: Get Entities from PositionSkillMappingEntity by Key

### Request

Operation	Query
HTTP Method	GET
URI	https://<api-server>/odata/v2/ PositionSkillMappingEntity(PositionEntity_externalCode='1000580',externalCode='1007147')

### Response

```

{
  "d": {
    "PositionEntity_externalCode": "'1000580'",
    "createdBy": "Unknown Type: string,null",
    "createdDate": "/Date(1492098664000)/",
    "createdDateTime": "/Date(1492098664000)/",
    "effectiveEndDate": "/Date(1492098664000)/",

```

```

    "effectiveStartDate": "/Date(1492098664000)/",
    "externalCode": "string",
    "lastModifiedBy": "Unknown Type: string,null",
    "lastModifiedDate": "/Date(1492098664000)/",
    "lastModifiedDateTime": "/Date(1492098664000)/",
    "lastModifiedDateWithTZ": "/Date(1492098664000)/",
    "mdfSystemEntityId": "Unknown Type: string,null",
    "mdfSystemObjectType": "Unknown Type: string,null",
    "mdfSystemRecordId": "Unknown Type: string,null",
    "mdfSystemRecordStatus": "Unknown Type: string,null",
    "mdfSystemVersionId": "Unknown Type: string,null",
    "proLevel_de_DE": "Unknown Type: string,null",
    "proLevel_defaultValue": "Unknown Type: string,null",
    "proLevel_en_GB": "Unknown Type: string,null",
    "proLevel_en_US": "Unknown Type: string,null",
    "proLevel_es_ES": "Unknown Type: string,null",
    "proLevel_fr_FR": "Unknown Type: string,null",
    "proLevel_ja_JP": "Unknown Type: string,null",
    "proLevel_ko_KR": "Unknown Type: string,null",
    "proLevel_localized": "Unknown Type: string,null",
    "proLevel_nl_NL": "Unknown Type: string,null",
    "proLevel_pt_BR": "Unknown Type: string,null",
    "proLevel_pt_PT": "Unknown Type: string,null",
    "proLevel_ru_RU": "Unknown Type: string,null",
    "proLevel_zh_CN": "Unknown Type: string,null",
    "proLevel_zh_TW": "Unknown Type: string,null",
    "skill": "Unknown Type: string,null",
    "status": "Unknown Type: string,null",
    "subModule": "Unknown Type: string,null",
    "transactionSequence": "Unknown Type: string,null"
  }
}

```

## Use Case 3: Add new entry to PositionSkillMappingEntity

### Request

Operation	Insert
HTTP Method	POST
URI	https://<api-server>/odata/v2/ PositionSkillMappingEntity(PositionSkillMappingEntityObject )

### Response

```

{
  "PositionEntity_externalCode": "string",
  "createdBy": "Unknown Type: string,null",
  "createdDate": "/Date(1492098664000)/",
  "createdDateTime": "/Date(1492098664000)/",
  "effectiveEndDate": "/Date(1492098664000)/",
  "effectiveStartDate": "/Date(1492098664000)/",
  "externalCode": "string",
  "lastModifiedBy": "Unknown Type: string,null",
  "lastModifiedDate": "/Date(1492098664000)/",
  "lastModifiedDateTime": "/Date(1492098664000)/",
  "lastModifiedDateWithTZ": "/Date(1492098664000)/",
  "mdfSystemEntityId": "Unknown Type: string,null",

```

```

"mdfSystemObjectType": "Unknown Type: string,null",
"mdfSystemRecordId": "Unknown Type: string,null",
"mdfSystemRecordStatus": "Unknown Type: string,null",
"mdfSystemVersionId": "Unknown Type: string,null",
"proLevel_de_DE": "Unknown Type: string,null",
"proLevel_defaultValue": "Unknown Type: string,null",
"proLevel_en_GB": "Unknown Type: string,null",
"proLevel_en_US": "Unknown Type: string,null",
"proLevel_es_ES": "Unknown Type: string,null",
"proLevel_fr_FR": "Unknown Type: string,null",
"proLevel_ja_JP": "Unknown Type: string,null",
"proLevel_ko_KR": "Unknown Type: string,null",
"proLevel_localized": "Unknown Type: string,null",
"proLevel_nl_NL": "Unknown Type: string,null",
"proLevel_pt_BR": "Unknown Type: string,null",
"proLevel_pt_PT": "Unknown Type: string,null",
"proLevel_ru_RU": "Unknown Type: string,null",
"proLevel_zh_CN": "Unknown Type: string,null",
"proLevel_zh_TW": "Unknown Type: string,null",
"skill": "Unknown Type: string,null",
"status": "Unknown Type: string,null",
"subModule": "Unknown Type: string,null",
"transactionSequence": "Unknown Type: string,null"
}

```

## Related Information

[SAP Business Accelerator Hub: PositionSkillMappingEntity](#)

## 9.8 Learning

### 9.8.1 SAP SuccessFactors Learning Micro Services List

Although we are not ready to deprecate OData services, we prefer that you use our micro-services because we plan to shift resources in the future to the preferred micro-services.

## REST APIs for Microsoft Viva Learning Support

We have public APIs that can be used for Microsoft Viva Learning that to allow partners to both automate their extract configuration and to extract the customer data.

The APIs are:

### Fetch Partner Configuration and Extract (/learning/public-api/rest/v1/lxpConfiguration)

- The **partnerID** parameter is required for this API and the API will return the details for only the requested partnerID.

### Update Partner Configuration (/learning/public-api/rest/v1/lxpConfiguration)

- This API accepts the **partnerID**, **email**, **enabled**, **path**, **keyOwner**, and **encryptionKey** parameters.

**Request Full Extract** (/learning/public-api/rest/v1/adhocDataExtract)

- The **partnerID** parameter is required for this API. A full data extract can only be requested every 14 days.

You can see more details about the REST APIs in the details topics for each API in this guide.

## Most Preferred Services

When you see a service that has the syntax `*-service`, you know it is part of the forward-looking microservices strategy that we are building. When possible, use these services because they are the most actively maintained.

### Note

Any customizations/help needed in designing/editing a created Odata call that is within the limitations of the Odata Product. Please seek Professional Services or a Odata Engineer for further help, reference supporting customization documentation: <https://www.odata.org/>

### Services List

Micro-Service	Why you use this service	Duplicate service to avoid
curriculum-service	A curriculum is a set of learning requirements that constitute a qualification. They are most often used when customers must qualify their users to a regulatory organization.  Call this service to work with curricula entities.	
learningevent-service	A learning event is an observable moment of learning: a course that a user attended, a video watched, or a test passed. Call this service to work with the learning events.	
learningplan-service	A learning plan is the collection of courses or learning to-do items for a user. Call the learning plan service to interact with the assignments.	learningPlan
scheduledoffering-service	A scheduled offering is a course that is offered at a specific time and place (even if that place is a virtual meeting room). Call this service to work with these scheduled courses.	

Micro-Service	Why you use this service	Duplicate service to avoid
<code>search-service</code>	Use the search service to search for learning programs, learning items, or end users.	
<code>userassignment-service</code>	A user assignment is a course or other learning experience that a user needs to do but has not yet completed. They might have assigned it to themselves or it might have been assigned to them. Use this service to interact with the assignments of a user.	
<code>userlearning-service</code>	This service interacts with users' learning history: the courses that they have taken and were posted for record-keeping. Each user has a learning history.	<code>learningHistory</code>
<code>user-service</code>	This service interacts with users in the Learning Management System.	<code>userService</code>

## Less Preferred Services

These services are less preferred because they do not fit the new standard (`*-service`) that we want to grow into with our microservices. They do not have a more preferred service that duplicates them, however, so customers use them because a preferred service is not available.

### Services List

Micro-Service	Why you use this service	Duplicate service to avoid
<code>public/user/catalogSearch/v1</code>	Searches for catalogs, which are collections of course offerings. Users have access to one or more catalogs, which is how they can find learning opportunities.	<code>catalogSearch/v1</code>
<code>public/&lt;admin or user&gt;/learningEvent/v1</code>	<p>This service records internal learning events only: events that originated as learning items. The LMS already had a record of the course and you post a user's completion for that course.</p> <p>The alternative is an external event, which is outside of the LMS (like a seminar at a local university). External events are not handled by this service.</p>	

Micro-Service	Why you use this service	Duplicate service to avoid
<code>public/admin/userService/v1</code>	This allows you to interact with user records. We recommend that you use <code>user-service</code> instead.	<code>user/v1</code>
<code>public/user/itemAssignment/v1</code>	This allows a user to self assign a learning item.	
<code>public/user/curriculum/v1</code>	This service interacts with curricula. We recommend that you use <code>curriculum-service</code>	<code>curriculum/v1</code>
<code>public/admin/searchStudent/v1</code>	A user assignment is a course or other learning experience that a user needs to do but has not yet completed. They might have assigned it to themselves or it might have been assigned to them. Use this service to interact with the assignments of a user.	<code>searchStudent/v1</code>
<code>public/admin/searchItem/v1</code>	You can use this to search for learning items. We recommend <code>search-service</code> instead.	<code>learningHistory</code>
<code>public/admin/searchCurriculum/v1</code>	Use this service to search for curricula.	<code>searchCurriculum/v1</code>
<code>public/admin/financialtransactions/v1</code>	Use this to post financial transactions to an external financial system.	<code>financialtransactions/v1</code>
<code>public/admin/ocn/v1</code>	These services are specific to setting up Open Content Network (OCN) providers.	

### 9.8.1.1 `/learning/public-api/rest/v1/partnerExtractConfig` Metadata

Use the GET call to fetch the partner configuration data and perform an extract. Use the PUT request to update the partner configuration data.

#### Metadata Calls

##### Sample Code

```
GET /learning/public-api/rest/v1/partnerExtractConfig?partnerID=
```



```
PUT /learning/public-api/rest/v1/partnerExtractConfig
```

#### Headers

Header	Value
Authorization	Bearer oauth_token for LMS Admin with resource type as 'learning_public_api'

## Response Fields

API Type	Name	Description
GET/PUT	operation	None.
GET/PUT	status	Field that has either SUCCESS or FAILED data.
GET	sftpPath	This is the customer's subfolder path.
GET	defaultSFTPPath	This is the default root folder path.
GET	email	This is the customer email.
GET	partnerID	The Partner ID for the supported partner.
GET	encryptionKey	The partner's PGP public encryption key.
GET	keyOwner	The user ID of the public key.
GET	enabled	Either true or false will be set as per the partner extract permission.
GET	lastSuccessfulTimestamp	Date of the last full extract requested.
GET	dataServicesStatus	Full extract request status reporting Success/Failure.
GET	extractRequestDate	Date of the new full extract request.
GET	sftpport	Port number for the SFTP.
GET	sftpuserID	UserID to login to the remote server.
GET	sftpprotocol	SFTP Protocol used to connect to the server.
GET	sftpserver	SFTP Server or Host details.

API Type	Name	Description
GET/PUT	errors	In case of a FAILED status, look for the <b>errors</b> field. This is an array of error messages where each of the error messages has an error code and error message.
GET/PUT	code	Error code showing the type of error message related to that code.
GET/PUT	message	Error message showing the type of error code related to that message.
GET/PUT	fieldName	Type of parameter passed in the partnerID.
GET/PUT	warnings	Either a null value or a warning message will display.

## GET API for Adhoc Data Extract Status (Pending, Success, Failure) Details:

Scenario	Field Values
Invoking API 1 (configuring) for the first time	Successfultimestamp and Dataservicesstatus is null and Extractrequestdate will be empty.
Invoking API 2 (request for full extract)	<p>Within the first hour, Successfultimestamp will be empty, Dataservicesstatus will be PENDING and Extractrequestdate will be date that request was placed. Within 24 hours:</p> <ul style="list-style-type: none"> <li>If extraction was successful, then Successfultimestamp will have the day of extract timestamp, Dataservicesstatus will show SUCCESS and Extractrequestdate will remain the same.</li> <li>If extraction fails, then Successfultimestamp will be empty, Dataservicesstatus will show FAILED and Extractrequestdate will remain the same.</li> </ul>
Invoking API 2 (request for full extract) again after 14 days when previous call was successful	Within first hour, Successfultimestamp shows last successful timestamp from step 2, Dataservicesstatus will still show PENDING and Extractrequestdate will be new date. Status will follow the same process as outlined above.
Invoking API 2 (request for full extract) again after 14 days when previous call was failed	Within the first hour, Successfultimestamp will be empty, Dataservicesstatus will still show FAILED and Extractrequestdate will be the new date. Status will follow same process as outlined above.

## Sample Responses and Examples

The following examples are provided to show you how to use the Partner Configuration and Extract APIs:

### Example 1

```
GET /learning/public-api/rest/v1/partnerExtractConfig?partnerID=THIRD
```

The partnerID parameter is required and the API will return the details for only the requested partnerID.

#### Note

This API requires the Administrator to have the View System Configuration workflow.

#### Output Code

```
{ "restOperationStatusVOX": {
  "operation": null,
  "status": "SUCCESS",
  "data": { "REST_RETURN_DATA": {
    "path": "/partner/THIRD",
    "email": "john.smith@sap.com",
    "partnerID": "THIRD",
    "encryptionKey": "xxx",
    "keyOwner": "Smith, John <john.smith@sap.com>",
    "enabled": true,
    "lastSuccessfulTimestamp": 1688169600000,
    "dataServicesStatus": "SUCCESS",
    "extractRequestDate": 1693505484439,
    "sftpprotocol": "sftp",
    "sftpuserID": "dc25-qa",
    "sftpserver": "sftp25.sapsf.eu",
    "sftpport": "22"
  } },
  "errors": null,
  "warnings": null }}
```

#### Note

The path is constructed based on the configured default FTP path appended with the configured partner path.

### Example 2

```
PUT /learning/public-api/rest/v1/partnerExtractConfig {
  "partnerID": "FIRST",
  "email": "john.smith@sap.com",
  "enabled": true,
  "path": "/FIRST",
  "keyOwner": "Smith, John <john.smith@sap.com>",
  "encryptionKey": "<ENCRYPTION_KEY>",
}
```

#### Output Code

```
{ "restOperationStatusVOX": {
  "operation": null,
  "status": "SUCCESS",
  "data": { "REST_RETURN_DATA": null
  } },
  "errors": null,
  "warnings": null }
```

```
"errors": null,
"warnings": null }}
```

### Note

This API requires the Administrator to have the Edit System Configuration workflow. If the Administrator does not have the workflow and issues the above API, following response is provided:

### Output Code

```
{ "restOperationStatusVOX": {
  "operation": null,
  "status": "FAILED",
  "data": null
} },
"errors": [
{
code": "500",
"message": "<li>You do not have permission to perform this action.</
li>",
"fieldName": "DomainServiceValidator"
} ],
"warnings": null }
```

### Example 3

The fields `keyOwner` and `encryptionKey` are required fields along with `partnerID` for the first time. If the values for `keyOwner` and `encryptionKey` are already populated for a partner, then the update API only needs `partnerID`.

```
PUT /learning/public-api/rest/v1/partnerExtractConfig
{
"partnerID": "FIRST",
"keyOwner": "Smith, John <john.smith@sap.com>",
"encryptionKey": "<ENCRYPTION_KEY>"
}
```

### Example 4

If only path has to be updated, then `PartnerID` needs to be sent along with the path (this is assuming that key owner and encryption key are already updated for the partner):

```
PUT /learning/public-api/rest/v1/partnerExtractConfig
{
"partnerID": "FIRST",
"path": "/FIRST"
}
```

### Example 5

If a partner has to be enabled, then the `PartnerID` needs to be sent along with the `partnerEnabled` field. This field supports a Y or N value. You must include the prerequisite Authorization Bearer Token.

```
PUT /learning/public-api/rest/v1/partnerExtractConfig
{
"partnerID": "FIRST",
"partnerEnabled": "Y"
}
```

## Example 6

If a partner has to be disabled, then the `partnerID` needs to be sent along with the `partnerEnabled` field. This field supports a Y or N value. You must include the prerequisite Authorization Bearer Token.

```
PUT /learning/public-api/rest/v1/partnerExtractConfig
{
  "partnerID": "FIRST",
  "partnerEnabled": "N"
}
```

## Other Notes

If PartnerID "FIRST" already exists in the system, then other details will be updated. If the PartnerID "FIRST" does not exist, then we look for default PartnerIDs shipped with (PARTNER1ID, PARTNER2ID and PARTNER3ID) and replace the first partner details that we find with the partner details in the payload. Te default PartnerIDs PARTNER1ID, PARTNER2ID and PARTNER3ID represent empty slots to be replaced with an actual partner id which cannot be left blank.

For example, If this call is happening for the first time and the default PARTNER1ID is still in the configuration, then PARTNER1ID will be replaced with a new partner id coming in from the payload first, and then the rest all of the details are updated. On the next call if PartnerID is different than FIRST, then all the details under PARTNER2ID will be replaced, and so on.

If all the default partner ids are replaced, then a new partner can no longer be added using the above API. Existing partners can still be updated.

## 9.8.1.2 /learning/public-api/rest/v1/adhocDataExtract Metadata

Use the PUT call to perform a full data extract. You can only request a full data extract every 14 days.

## Metadata Calls

### Sample Code

```
PUT /learning/public-api/rest/v1/adhocDataExtract
```

### Headers

Header	Value
Authorization	Bearer oauth_token for LMS Admin with resource type as 'learning_public_api'

### Note

This API requires the Administrator to have the Edit System Configuration workflow.

## Sample Responses

```
PUT /learning/public-api/rest/v1/adhocDataExtract?partnerID=FOURTH
```

The partnerID parameter is required and the API will return the details for only the requested partnerID.

### ↔ Output Code

Sample successful response:

```
{ "restOperationStatusVOX": {
  "operation": null,
  "status": "SUCCESS",
  "data": { "REST_RETURN_DATA": null
} },
"errors": null,
"warnings": null }
```

Sample failure response:

### ↔ Output Code

```
{ "restOperationStatusVOX": {
  "operation": null,
  "status": "FAILED",
  "data": null
} },
"errors": [
  {
    "code": "LMS_DS_004",
    "message": "The full extract process has failed. Please contact
Product Support.",
    "fieldName": "FOURTH"
  } ],
"warnings": null }
```

## 9.8.1.3 admin/curriculum-service/v1 Metadata

Call for the curriculum assignment metadata to see the parameters for the service.

### Metadata Call

Use this metadata call when you want the assigner to be an administrator. For example, if you are building a web client to allow administrators to manage assignments, use this metadata call.

### ↔ Sample Code

```
GET /learning/odatav4/public/admin/curriculum-service/v1/$metadata
```

## Headers

Header	Value
Authorization	Bearer oauth_token

## Containers

### Entity Sets

Name	Description	Type
Curricula		Namespace1_Alias.Curricula
UserCurriculumStatuses		Namespace1_Alias.UserCurriculumStatuses
CurriculumItemDetails		Namespace1_Alias.CurriculumItemDetail

### Action Import

Name	Description	Action
No Action Import	No Action Import	No Action Import

### Navigation Property Bindings

Path	Target
No Navigation Property Binding	No Navigation Property Binding

## Entity Types

### Curricula

Property Name	Description	Property Type
primaryKey		Edm.String
curricula	This entity assigns curricula to users.	Collection(Namespace1_Alias.Curricula)

## UserCurriculumStatuses

Property Name	Description	Property Type
userID	This is the unique ID of a user in the Learning Management System (LMS). This is recognized within the LMS only. If you want an ID that is recognized throughout SAP SuccessFactors HCM suite, you want to get the Person GUID or Person External ID.	Edm.String
personGUID	This is an internally generated, immutable identifier for one person across all of SAP SuccessFactors HCM suite. This is different from an LMS user ID (often called STUDENT ID). The student ID is used only within the Learning Management System (LMS). It is also different from the PERSON ID, which is used throughout SAP SuccessFactors HCM suite but is mutable. In most cases, you use the person ID when you want to call a single user throughout the suite.	Edm.String
curriculumID	The Unique ID of a curriculum in the system.	Edm.String
curriculumStatus	This is the user's status in the curricula. The value can be complete or incomplete. Complete means that the user has completed the curriculum. Incomplete means that the user has at least one more requirement to complete.	Edm.String
assignmentDate	This is the assignment date of the curriculum.	Edm.Int64
expirationDate	This is the expiration date of the curriculum.	Edm.Int64
nextActionDate	The next action date of the curriculum.	Edm.Int64
remainingDays	The remaining days of the curriculum.	Edm.Int64
totalCount	This is the total amount of records found for this request	Edm.Int64
criteria	This is the search criteria for curriculum statuses.	Namespace1_Alias.criteria



Property Name	Description	Property Type
rootCurriculaID	This is the unique ID of the curriculum at the root of the curriculum structure. Curricula can be subcurricula and have parent curricula. This is the ID of the curriculum at the top of the hierarchy.	Edm.String
CurriculumItemDetail		
Property Name	Description	Property Type
totalCount	This is the total amount of records found for this request	Edm.Int64
userID	This is the unique ID of a user in the Learning Management System (LMS). This is recognized within the LMS only. If you want an ID that is recognized throughout SAP SuccessFactors HCM suite, you want to get the Person GUID or Person External ID.	Edm.String
personGUID	This is an internally generated, immutable identifier for one person across all of SAP SuccessFactors HCM suite. This is different from an LMS user ID (often called STUDENT ID). The student ID is used only within the Learning Management System (LMS). It is also different from the PERSON ID, which is used throughout SAP SuccessFactors HCM suite but is mutable. In most cases, you use the person ID when you want to call a single user throughout the suite.	Edm.String
requirementGroupID		Edm.Int64
requirementGroupDesc		Edm.String
curriculumRequirementItems		Collection(Namespace1_Alias .CurriculumRequirementItems )
nextActionDate	The next date that the user must take action on this item.	Edm.Int64
curriculaID	The Unique ID of a curriculum in the system.	Edm.String
curriculaDesc	The plain text description of the curriculum that the system returns.	Edm.String

Property Name	Description	Property Type
htmlCurriculaDesc	The HTML description of the curriculum that the system returns.	Edm.String
rootCurriculaID	This is the unique ID of the curriculum at the root of the curriculum structure. Curricula can be subcurricula and have parent curricula. This is the ID of the curriculum at the top of the hierarchy.	Edm.String
itemTypeID	Item type IDs are a critical categorization in because they determine how users are marked complete for a learning item. One item type can have completion statuses of pass and fail while another might have completion statuses of pass, fail and incomplete.	Edm.String
itemID	This is the unique ID of a learning item.	Edm.String
revDate	This is the revision date of this entity. Learning items often have revision dates that correspond to a regulator's revision of compliance measures. Each later revision date is a later iteration of a learning item. The revision date is in Unix Epoch time.	Edm.Int64
itemTitle	This is the title of the learning item in the language of the current user (the user calling the web service). Titles can be translated using a key/value pair, where the key uniquely identifies a particular learning item's title and the values are each language's translation of the title. If you need the key that matches this value, and if the web service supports it, look in TitleLabelKey.	Edm.String
assignmentType	This is the assignment type of the entity, which is enumerated in SAP SuccessFactors Learning Administration, in the References section, in the Learning group.	Edm.String
displayOrder	This is the order that users progress through the learning items within a curriculum.	Edm.Int64

Property Name	Description	Property Type
requiredDate	The date that this is required to be complete. Users see this date as their deadline in their assignments.	Edm.Int64
expiryDate	This is the date that the learning item expires within the curriculum.	Edm.Int64
requirementID	This is the unique ID of the requirement that the learning item fulfills within the curriculum.	Edm.String
requirementTypeID	This is the description of a requirement type.	Edm.String
requirementDesc	This is a description of the requirement. This helps you understand the requirement.	Edm.String
requirementSequenceNumber	This is the order of the requirement for the learning item within the curriculum. Requirements are ordered.	Edm.Int64
assignedDate	This is the assignment date of the curriculum.	Edm.Int64
numberOfHours	This is a number of hours of the type in hourTypeID. This is the number of hours required to meet a requirement of the curriculum.	Edm.Double
numberOfComponents	This is a number of learning items in a requirement for the curriculum. Sometimes users must complete - for example - five learning items in a curriculum to meet a requirement.	Edm.Int64
globalDisplayOrder	This is the order that entries for the curriculum will be displayed. Learning administrators create this order.	Edm.String

Property Name	Description	Property Type
hourTypeID	<p>This is the hour type that is a unit for numberOfHours and completedNumberOfHours. The hours can be inherited from the learning event (the course) or they can be specified when a user, supervisor, or administrator records completion with the Record Learning wizard. Contact hours are the total number of hours that you expect a user to have contact with an instructor. For example, if you set up a blended learning item that has 8 total hours and, for 6 of those hours, you expect the user to be in an instructor-led segment, then the contact hours equals 6. CPE is an abbreviation for "Continuing Professional Education" and refers to learning activities that users perform to maintain and expand the skills that their profession demands. Therefore, CPE hours are very much like credit hours, but the accumulation of CPE hours often leads to a professional certification. Credit hours are the number of hours that a user earns for completing a learning event. For example, in many U.S. colleges, students attend a single class for 15 weeks, 3 days each week, and 1 hour each day. In this case, the total hours equals 45; however, the college grants 3 CREDIT HOURS for this class.</p>	Edm.String
cisCriteria		Namespace1_Alias.cisCriteria

## Complex Types

### Curricula

Property Name	Description	Property Type
studentID	This is the unique ID of a user in the Learning Management System (LMS). This is recognized within the LMS only. If you want an ID that is recognized throughout SAP SuccessFactors HCM suite, you want to get the Person GUID or Person External ID.	Edm.String
personGUID	This is an internally generated, immutable identifier for one person across all of SAP SuccessFactors HCM suite. This is different from an LMS user ID (often called STUDENT ID). The student ID is used only within the Learning Management System (LMS). It is also different from the PERSON ID, which is used throughout SAP SuccessFactors HCM suite but is mutable. In most cases, you use the person ID when you want to call a single user throughout the suite.	Edm.String
qualificationID	The Unique ID of a curriculum in the system.	Edm.String
assignmentDate	This is the assignment date of the curriculum.	Edm.Int64
priority	The priority of the curriculum to help the user understand which curricula are most important.	Edm.Int32
errorMessage	This contains error messages about the entity.	Edm.String

### criteria

Property Name	Description	Property Type
userID	This is the unique ID of a user in the Learning Management System (LMS). This is recognized within the LMS only. If you want an ID that is recognized throughout SAP SuccessFactors HCM suite, you want to get the Person GUID or Person External ID.	Edm.String

Property Name	Description	Property Type
personGUID	This is an internally generated, immutable identifier for one person across all of SAP SuccessFactors HCM suite. This is different from an LMS user ID (often called STUDENT ID). The student ID is used only within the Learning Management System (LMS). It is also different from the PERSON ID, which is used throughout SAP SuccessFactors HCM suite but is mutable. In most cases, you use the person ID when you want to call a single user throughout the suite.	Edm.String
curriculumID	The Unique ID of a curriculum in the system.	Edm.String
rootCurriculumID	This is the unique ID of the curriculum at the root of the curriculum structure. Curricula can be subcurricula and have parent curricula. This is the ID of the curriculum at the top of the hierarchy.	Edm.String

cisCriteria

Property Name	Description	Property Type
targetUserID	This is the unique ID of a user in the Learning Management System (LMS). This is recognized within the LMS only. If you want an ID that is recognized throughout SAP SuccessFactors HCM suite, you want to get the Person GUID or Person External ID.	Edm.String
curriculumID	The Unique ID of a curriculum in the system.	Edm.String
rootCurriculumID	This is the unique ID of the curriculum at the root of the curriculum structure. Curricula can be subcurricula and have parent curricula. This is the ID of the curriculum at the top of the hierarchy.	Edm.String

Property Name	Description	Property Type
personGUID	This is an internally generated, immutable identifier for one person across all of SAP SuccessFactors HCM suite. This is different from an LMS user ID (often called STUDENT ID). The student ID is used only within the Learning Management System (LMS). It is also different from the PERSON ID, which is used throughout SAP SuccessFactors HCM suite but is mutable. In most cases, you use the person ID when you want to call a single user throughout the suite.	Edm.String

#### CurriculumRequirementItems

Property Name	Description	Property Type
itemTypeID	Item type IDs are a critical categorization in because they determine how users are marked complete for a learning item. One item type can have completion statuses of pass and fail while another might have completion statuses of pass, fail and incomplete.	Edm.String
itemID	This is the unique ID of a learning item.	Edm.String
revDte	This is the revision date of this entity. Learning items often have revision dates that correspond to a regulator's revision of compliance measures. Each later revision date is a later iteration of a learning item. The revision date is in Unix Epoch time.	Edm.Int64
itemTitle	This is the title of the learning item in the language of the current user (the user calling the web service). Titles can be translated using a key/value pair, where the key uniquely identifies a particular learning item's title and the values are each language's translation of the title. If you need the key that matches this value, and if the web service supports it, look in TitleLabelKey.	Edm.String

Property Name	Description	Property Type
displayOrder	This is the order that users progress through the learning items within a curriculum.	Edm.Int64
globalDisplayOrder	The order that this learning object is displayed in, globally, in the curriculum.	Edm.String

## Actions

This `$metadata` does **not** contain actions.

## Related Information

[Use remainingDays to Look for Overdue Curricula \[page 2253\]](#)

### 9.8.1.4 user/curriculum-service/v1 Metadata

Call for the curriculum assignment metadata to see the parameters for the service.

## Metadata Call

Use this metadata call when you want the assigner to be a user. For example, if you are building a web client to allow users to manage assignments, use this metadata call.

### Sample Code

```
GET /learning/odatav4/public/user/curriculum-service/v1/$metadata
```

Headers

Header	Value
Authorization	Bearer oauth_token



## Containers

### Entity Sets

Name	Description	Type
Curricula		Namespace1_Alias.Curricula
UserCurriculumStatuses		Namespace1_Alias.UserCurriculumStatuses
CurriculumItemDetails		Namespace1_Alias.CurriculumItemDetail

### Action Import

Name	Description	Action
No Action Import	No Action Import	No Action Import

### Navigation Property Bindings

Path	Target
No Navigation Property Binding	No Navigation Property Binding

## Entity Types

### Curricula

Property Name	Description	Property Type
primaryKey		Edm.String
curricula	This entity assigns curricula to users.	Collection(Namespace1_Alias.Curricula)

### UserCurriculumStatuses

Property Name	Description	Property Type
userID	This is the unique ID of a user in the Learning Management System (LMS). This is recognized within the LMS only. If you want an ID that is recognized throughout SAP SuccessFactors HCM Suite, you want to get the Person GUID or Person External ID.	Edm.String

Property Name	Description	Property Type
personGUID	This is an internally generated, immutable identifier for one person across all of SuccessFactors HCM Suite. This is different from an LMS user ID (often called STUDENT ID). The student ID is used only within the Learning Management System (LMS). It is also different from the PERSON ID, which is used throughout SAP SuccessFactors HCM Suite but is mutable. In most cases, you use the person ID when you want to call a single user throughout the suite.	Edm.String
curriculumID	The Unique ID of a curriculum in the system.	Edm.String
curriculumStatus	This is the user's status in the curricula. The value can be complete or incomplete. Complete means that the user has completed the curriculum. Incomplete means that the user has at least one more requirement to complete.	Edm.String
assignmentDate	This is the assignment date of the curriculum.	Edm.Int64
expirationDate	This is the expiration date of the curriculum.	Edm.Int64
nextActionDate	The next action date of the curriculum.	Edm.Int64
remainingDays	The remaining days of the curriculum.	Edm.Int64
totalCount	This is the total amount of records found for this request	Edm.Int64
criteria	This is the search criteria for curriculum statuses.	Namespace1_Alias.criteria
rootCurriculaID	This is the unique ID of the curriculum at the root of the curriculum structure. Curricula can be subcurricula and have parent curricula. This is the ID of the curriculum at the top of the hierarchy.	Edm.String

## CurriculumItemDetail

Property Name	Description	Property Type
totalCount	This is the total amount of records found for this request	Edm.Int64
userID	This is the unique ID of a user in the Learning Management System (LMS). This is recognized within the LMS only. If you want an ID that is recognized throughout SAP SuccessFactors HCM Suite, you want to get the Person GUID or Person External ID.	Edm.String
personGUID	This is an internally generated, immutable identifier for one person across all of SuccessFactors HCM Suite. This is different from an LMS user ID (often called STUDENT ID). The student ID is used only within the Learning Management System (LMS). It is also different from the PERSON ID, which is used throughout SAP SuccessFactors HCM Suite but is mutable. In most cases, you use the person ID when you want to call a single user throughout the suite.	Edm.String
requirementGroupID		Edm.Int64
requirementGroupDesc		Edm.String
curriculumRequirementItems		Collection(Namespace1_Alias.CurriculumRequirementItems)
nextActionDate	The next date that the user must take action on this item.	Edm.Int64
curriculaID	The Unique ID of a curriculum in the system.	Edm.String
curriculaDesc	The plain text description of the curriculum that the system returns.	Edm.String
htmlCurriculaDesc	The HTML description of the curriculum that the system returns.	Edm.String
rootCurriculaID	This is the unique ID of the curriculum at the root of the curriculum structure. Curricula can be subcurricula and have parent curricula. This is the ID of the curriculum at the top of the hierarchy.	Edm.String

Property Name	Description	Property Type
itemTypeID	Item type IDs are a critical categorization in because they determine how users are marked complete for a learning item. One item type can have completion statuses of pass and fail while another might have completion statuses of pass, fail and incomplete.	Edm.String
itemID	This is the unique ID of a learning item.	Edm.String
revDate	This is the revision date of this entity. Learning items often have revision dates that correspond to a regulator's revision of compliance measures. Each later revision date is a later iteration of a learning item. The revision date is in Unix Epoch time.	Edm.Int64
itemTitle	This is the title of the learning item in the language of the current user (the user calling the web service). Titles can be translated using a key/value pair, where the key uniquely identifies a particular learning item's title and the values are each language's translation of the title. If you need the key that matches this value, and if the web service supports it, look in TitleLabelKey.	Edm.String
assignmentType	This is the assignment type of the entity, which is enumerated in SAP SuccessFactors Learning Administration, in the References section, in the Learning group.	Edm.String
displayOrder	This is the order that users progress through the learning items within a curriculum.	Edm.Int64
requiredDate	The date that this is required to be complete. Users see this date as their deadline in their assignments.	Edm.Int64
expiryDate	This is the date that the learning item expires within the curriculum.	Edm.Int64
requirementID	This is the unique ID of the requirement that the learning item fulfills within the curriculum.	Edm.String

Property Name	Description	Property Type
requirementTypeID	This is the description of a requirement type.	Edm.String
requirementDesc	This is a description of the requirement. This helps you understand the requirement.	Edm.String
requirementSequenceNumber	This is the order of the requirement for the learning item within the curriculum. Requirements are ordered.	Edm.Int64
assignedDate	This is the assignment date of the curriculum.	Edm.Int64
numberOfHours	This is a number of hours of the type in hourTypeID. This is the number of hours required to meet a requirement of the curriculum.	Edm.Double
numberOfComponents	This is a number of learning items in a requirement for the curriculum. Sometimes users must complete - for example - five learning items in a curriculum to meet a requirement.	Edm.Int64
globalDisplayOrder	This is the order that entries for the curriculum will be displayed. Learning administrators create this order.	Edm.String

Property Name	Description	Property Type
hourTypeID	<p>This is the hour type that is a unit for numberOfHours and completedNumberOfHours. The hours can be inherited from the learning event (the course) or they can be specified when a user, supervisor, or administrator records completion with the Record Learning wizard. Contact hours are the total number of hours that you expect a user to have contact with an instructor. For example, if you set up a blended learning item that has 8 total hours and, for 6 of those hours, you expect the user to be in an instructor-led segment, then the contact hours equals 6. CPE is an abbreviation for "Continuing Professional Education" and refers to learning activities that users perform to maintain and expand the skills that their profession demands. Therefore, CPE hours are very much like credit hours, but the accumulation of CPE hours often leads to a professional certification. Credit hours are the number of hours that a user earns for completing a learning event. For example, in many U.S. colleges, students attend a single class for 15 weeks, 3 days each week, and 1 hour each day. In this case, the total hours equals 45; however, the college grants 3 CREDIT HOURS for this class.</p>	Edm.String
cisCriteria		Namespace1_Alias.cisCriteria

## Complex Types

### Curricula

Property Name	Description	Property Type
studentID	This is the unique ID of a user in the Learning Management System (LMS). This is recognized within the LMS only. If you want an ID that is recognized throughout SAP SuccessFactors HCM Suite, you want to get the Person GUID or Person External ID.	Edm.String
personGUID	This is an internally generated, immutable identifier for one person across all of SuccessFactors HCM Suite. This is different from an LMS user ID (often called STUDENT ID). The student ID is used only within the Learning Management System (LMS). It is also different from the PERSON ID, which is used throughout SAP SuccessFactors HCM Suite but is mutable. In most cases, you use the person ID when you want to call a single user throughout the suite.	Edm.String
qualificationID	The Unique ID of a curriculum in the system.	Edm.String
assignmentDate	This is the assignment date of the curriculum.	Edm.Int64
priority	The priority of the curriculum to help the user understand which curricula are most important.	Edm.Int32
errorMessage	This contains error messages about the entity.	Edm.String

### criteria

Property Name	Description	Property Type
userID	This is the unique ID of a user in the Learning Management System (LMS). This is recognized within the LMS only. If you want an ID that is recognized throughout SAP SuccessFactors HCM Suite, you want to get the Person GUID or Person External ID.	Edm.String

Property Name	Description	Property Type
personGUID	This is an internally generated, immutable identifier for one person across all of SuccessFactors HCM Suite. This is different from an LMS user ID (often called STUDENT ID). The student ID is used only within the Learning Management System (LMS). It is also different from the PERSON ID, which is used throughout SAP SuccessFactors HCM Suite but is mutable. In most cases, you use the person ID when you want to call a single user throughout the suite.	Edm.String
curriculumID	The Unique ID of a curriculum in the system.	Edm.String
rootCurriculumID	This is the unique ID of the curriculum at the root of the curriculum structure. Curricula can be subcurricula and have parent curricula. This is the ID of the curriculum at the top of the hierarchy.	Edm.String

cisCriteria

Property Name	Description	Property Type
targetUserID	This is the unique ID of a user in the Learning Management System (LMS). This is recognized within the LMS only. If you want an ID that is recognized throughout SAP SuccessFactors HCM Suite, you want to get the Person GUID or Person External ID.	Edm.String
curriculumID	The Unique ID of a curriculum in the system.	Edm.String
rootCurriculumID	This is the unique ID of the curriculum at the root of the curriculum structure. Curricula can be subcurricula and have parent curricula. This is the ID of the curriculum at the top of the hierarchy.	Edm.String



Property Name	Description	Property Type
personGUID	This is an internally generated, immutable identifier for one person across all of SuccessFactors HCM Suite. This is different from an LMS user ID (often called STUDENT ID). The student ID is used only within the Learning Management System (LMS). It is also different from the PERSON ID, which is used throughout SAP SuccessFactors HCM Suite but is mutable. In most cases, you use the person ID when you want to call a single user throughout the suite.	Edm.String

#### CurriculumRequirementItems

Property Name	Description	Property Type
itemTypeID	Item type IDs are a critical categorization in because they determine how users are marked complete for a learning item. One item type can have completion statuses of pass and fail while another might have completion statuses of pass, fail and incomplete.	Edm.String
itemID	This is the unique ID of a learning item.	Edm.String
revDte	This is the revision date of this entity. Learning items often have revision dates that correspond to a regulator's revision of compliance measures. Each later revision date is a later iteration of a learning item. The revision date is in Unix Epoch time.	Edm.Int64
itemTitle	This is the title of the learning item in the language of the current user (the user calling the web service). Titles can be translated using a key/value pair, where the key uniquely identifies a particular learning item's title and the values are each language's translation of the title. If you need the key that matches this value, and if the web service supports it, look in TitleLabelKey.	Edm.String

Property Name	Description	Property Type
displayOrder	This is the order that users progress through the learning items within a curriculum.	Edm.Int64
globalDisplayOrder	The order that this learning object is displayed in, globally, in the curriculum.	Edm.String

## Actions

This \$metadata does **not** contain actions.

## 9.8.1.5 admin/learningevent-service/v1 Metadata

Call for the learningevent metadata to see the parameters for the service.

### Metadata Call

#### Sample Code

```
GET /learning/odatav4/public/admin/learningevent-service/v1/$metadata
```

Headers

Header	Value
Authorization	Bearer oauth_token

## Containers

Entity Sets

Name	Description	Type
recordLearningEvents		Namespace1_Alias.recordLearningEvent

## Action Import

Name	Description	Action
No Action Import	No Action Import	No Action Import

## Navigation Property Bindings

Path	Target
No Navigation Property Binding	No Navigation Property Binding

## Entity Types

### recordLearningEvent

Property Name	Description	Property Type
<code>recordLearningEvents</code>	Various people in your organization post learning events to SAP SuccessFactors Learning: users can post the completion of self-assigned courses, and supervisors and administrators can post the completion of courses for users. Exactly how each user role can post learning events depends on your configuration.	<code>Collection( Namespace1_Alias .recordLearningEvents )</code>

## Complex Types

### recordLearningEvents

Property Name	Description	Property Type
<code>componentTypeID</code>	Item type IDs are a critical categorization in because they determine how users are marked complete for a learning item. One item type can have completion statuses of pass and fail while another might have completion statuses of pass, fail and incomplete.	<code>Edm.String</code>
<code>componentID</code>	This is the unique ID of a learning item.	<code>Edm.String</code>

Property Name	Description	Property Type
revisionDate	This is the revision date of this entity. Learning items often have revision dates that correspond to a regulator's revision of compliance measures. Each later revision date is a later iteration of a learning item. The revision date is in Unix Epoch time.	Edm.Int64
completionStatusID	This is the task checklist completion status ID. It is the completion status that the user is assigned if they pass the task checklist.	Edm.String
revisionNumber	This is the revision number of this entity. Each revision date has a revision number. Users sometimes know the revision number of training instead of the revision date. For example, they might know that they want revision 2 of a training, regardless of the date that it was revised.	Edm.String
scheduleID	This is the unique ID of the scheduled offering that the user completed. A scheduled offering is a course that took place at one place and time. For example, you can have one course called Business Writing that is offered every month. Each month is a different instance of Business Writing, and therefore a different scheduled offering of the course.	Edm.Int64
errorMessage		Edm.String
studentID	This is the unique ID of a user in the Learning Management System (LMS). This is recognized within the LMS only. If you want an ID that is recognized throughout SAP SuccessFactors HCM suite, you want to get the Person GUID or Person External ID.	Edm.String

Property Name	Description	Property Type
personGUID	This is an internally generated, immutable identifier for one person across all of SAP SuccessFactors HCM suite. This is different from an LMS user ID (often called STUDENT ID). The student ID is used only within the Learning Management System (LMS). It is also different from the PERSON ID, which is used throughout SAP SuccessFactors HCM suite but is mutable. In most cases, you use the person ID when you want to call a single user throughout the suite.	Edm.String
completionDate	A completion date is the date that the user completed the course. When you return it through a web service, it is in Unix Epoch format.	Edm.Int64
completionTimeZoneID	This is the time zone which will be used for computing the completion time of the learning event in the system.	Edm.String
grade	This is the grade that the user earned for completing the course. Grades are defined by your company. They can be numeric (1-10) or codes (Like A-F or Pass/Fail/Incomplete).	Edm.String
creditHours	Credit hours are the number of hours that a user earns for completing a learning event. For example, in many U.S. colleges, students attend a single class for 15 weeks, 3 days each week, and 1 hour each day. In this case, the total hours equals 45; however, the college grants 3 CREDIT HOURS for this class. The hours can be inherited from the learning event (the course) or they can be specified when a user, supervisor, or administrator records completion with the Record Learning wizard.	Edm.Double

Property Name	Description	Property Type
<code>cpeHours</code>	CPE is an abbreviation for "Continuing Professional Education" and refers to learning activities that users perform to maintain and expand the skills that their profession demands. Therefore, CPE hours are very much like credit hours, but the accumulation of CPE hours often leads to a professional certification. The hours can be inherited from the learning event (the course) or they can be specified when a user, supervisor, or administrator records completion with the Record Learning wizard.	<code>Edm.Double</code>
<code>contactHours</code>	Contact hours are the total number of hours that you expect a user to have contact with an instructor. For example, if you set up a blended learning item that has 8 total hours and, for 6 of those hours, you expect the user to be in an instructor-led segment, then the contact hours equals 6. The hours can be inherited from the learning event (the course) or they can be specified when a user, supervisor, or administrator records completion with the Record Learning wizard.	<code>Edm.Double</code>
<code>totalHours</code>	This is the total hours that a user earns for completing a course.	<code>Edm.Double</code>
<code>instructorName</code>	This is the name of the instructor who taught the course.	<code>Edm.String</code>
<code>comments</code>	This is comments about the learning event.	<code>Edm.String</code>

## Actions

This \$metadata does **not** contain actions.

## 9.8.1.6 user/learningevent-service/v1 Metadata

Call for the learningevent metadata to see the parameters for the service.

### Metadata Call

#### Sample Code

```
GET /learning/odatav4/public/user/learningevent-service/v1/$metadata
```

#### Headers

Header	Value
Authorization	Bearer oauth_token

### Containers

#### Entity Sets

Name	Description	Type
ExternalLearningEvents		Namespace1_Alias.ExternalLearningEvent

#### Action Import

Name	Description	Action
No Action Import	No Action Import	No Action Import

#### Navigation Property Bindings

Path	Target
No Navigation Property Binding	No Navigation Property Binding

## Entity Types

ExternalLearningEvent

Property Name	Description	Property Type
externalLearningEvents	Various people in your organization post learning events to SAP SuccessFactors Learning: users can post the completion of self-assigned courses, and supervisors and administrators can post the completion of courses for users. Exactly how each user role can post learning events depends on your configuration.	Collection(Namespace1_Alias.ExternalLearningEvents)

## Complex Types

ExternalLearningEvents

Property Name	Description	Property Type
description	Description of the external event attended by the user. This could be the title or a short description of the event.	Edm.String
errorMessages	null	Collection(Edm.String)
studentID	This is the unique ID of a user in the Learning Management System (LMS). This is recognized within the LMS only. If you want an ID that is recognized throughout SAP SuccessFactors HCM suite, you want to get the Person GUID or Person External ID.	Edm.String
personGUID	This is an internally generated, immutable identifier for one person across all of SAP SuccessFactors HCM suite. This is different from an LMS user ID (often called STUDENT ID). The student ID is used only within the Learning Management System (LMS). It is also different from the PERSON ID, which is used throughout SAP SuccessFactors HCM suite but is mutable. In most cases, you use the person ID when you want to call a single user throughout the suite.	Edm.String



Property Name	Description	Property Type
completionDate	A completion date is the date that the user completed the course. When you return it through a web service, it is in Unix Epoch format.	Edm.Int64
completionTimeZoneID	This is the time zone which will be used for computing the completion time of the learning event in the system.	Edm.String
grade	This is the grade that the user earned for completing the course. Grades are defined by your company. They can be numeric (1-10) or codes (Like A-F or Pass/Fail/Incomplete).	Edm.String
creditHours	Credit hours are the number of hours that a user earns for completing a learning event. For example, in many U.S. colleges, students attend a single class for 15 weeks, 3 days each week, and 1 hour each day. In this case, the total hours equals 45; however, the college grants 3 CREDIT HOURS for this class. The hours can be inherited from the learning event (the course) or they can be specified when a user, supervisor, or administrator records completion with the Record Learning wizard.	Edm.Double
cpeHours	CPE is an abbreviation for "Continuing Professional Education" and refers to learning activities that users perform to maintain and expand the skills that their profession demands. Therefore, CPE hours are very much like credit hours, but the accumulation of CPE hours often leads to a professional certification. The hours can be inherited from the learning event (the course) or they can be specified when a user, supervisor, or administrator records completion with the Record Learning wizard.	Edm.Double

Property Name	Description	Property Type
contactHours	Contact hours are the total number of hours that you expect a user to have contact with an instructor. For example, if you set up a blended learning item that has 8 total hours and, for 6 of those hours, you expect the user to be in an instructor-led segment, then the contact hours equals 6. The hours can be inherited from the learning event (the course) or they can be specified when a user, supervisor, or administrator records completion with the Record Learning wizard.	Edm.Double
totalHours	This is the total hours that a user earns for completing a course.	Edm.Double
instructorName	This is the name of the instructor who taught the course.	Edm.String
comments	This is comments about the learning event.	Edm.String

## Actions

This `$metadata` does **not** contain actions.

### 9.8.1.7 user/learningplan-service/v1 Metadata

A learning plan is the collection of courses or learning to-do items for a user. Call the learning plan service to interact with the assignments.

## Metadata Call

### Sample Code

```
GET /learning/odatav4/public/user/learningplan-service/v1/$metadata
```

## Headers

Header	Value
Authorization	Bearer oauth_token

## Containers

### Entity Sets

Name	Description	Type
UserTodoLearningItems	You can't delete or insert learning items.	Namespace1_Alias.UserTodoLearningItem
LearningItemDetails	You can't delete or insert learning items.	Namespace1_Alias.LearningItemDetail
LearningItemPrerequisites	You can't delete or insert learning items.	Namespace1_Alias.LearningItemPrerequisite
LearningItemDocuments	You can't delete or insert learning items.	Namespace1_Alias.LearningItemDocument
Scheduledofferings	You can't delete or insert learning items.	Namespace1_Alias.Scheduledoffering

### Action Import

Name	Description	Action
No Action Import	No Action Import	No Action Import

### Navigation Property Bindings

Path	Target
learningItemDetail	LearningItemDetails
prerequisites	LearningItemPrerequisites
documents	LearningItemDocuments
scheduledofferings	Scheduledofferings

## Entity Types

UserTodoLearningItem

Property Name	Description	Property Type
sku	A Stock Keeping Unit (SKU) is a unique ID of an object in learning, used for commercial tracking, inventory, and account balancing.	Edm.String
cpnt_classification	This is the unique ID of the classification for a learning item. It can be: It can be one of the following values: BLENDED, CONTINUOUS ONLINE ACCESS, EXTERNAL-COURSE, PHYSICAL GOOD, or TIME-BASED. A learning item classification is a category of a course, one that explains - in general terms - how the course is offered. It used by the LMS for business rules. For example, users don't enroll into a physical good, but do enroll into an instructor led course. You can't change the set of values for classification (they're set by the LMS). It can be one of the following values: BLENDED: Items are partly led by an instructor and partly online computer-based training. Often the online portion is self-paced. CONTINUOUS ONLINE ACCESS: Online courses are always available to users. EXTERNAL-COURSE: Courses that have come in through the Open Content Network (OCN). PHYSICAL GOOD: Other courses that are most often a physical material like a book or CD. TIME-BASED: Instructor-led courses are classroom-based courses, but the classroom can be physical or virtual (a conference call).	Edm.String
isUserRequestsEnabled	If the value of this is true, then users can request to be enrolled.	Edm.Boolean

Property Name	Description	Property Type
title	This is the title of the learning item in the language of the current user (the user calling the web service). Titles can be translated using a key/value pair, where the key uniquely identifies a particular learning item's title and the values are each language's translation of the title. If you need the key that matches this value, and if the web service supports it, look in TitleLabelKey.	Edm.String
description	This is a description of the entity. In most cases, the description is available to users to tell them about the entity.	Edm.String

Property Name	Description	Property Type
status	<p>This is a comma-separated list of status entries. The following are the positions in the list and what you can expect in those positions. First position: Are the prerequisites satisfied for this learning plan item? The values can be Y or N. Second position: What is the enrollment status of the user for this learning plan item? Possible values are E, W, P, or N. E means that the user is enrolled. W means that the user is waitlisted. The waitlist is a queue of users who are next in line if a user withdraws from a course. P means that the user is pending enrollment. Pending users are most often in the middle of an approval process to enroll. N means that the user isn't enrolled. Third position: Is a Virtual Learning Service (VLS) time slot in session? The values can be Y or N. Fourth Position: Is there a time slot currently happening for this course? The values can be Y or N. Fifth position: The unique ID of the seat that the user is enrolled into. If the user isn't currently enrolled into a pertinent class, the value is -1. Sixth position: the online status of the learning item. Possible values are -1, -2, -3, -4, -5, or -6. -1 means that the online sections of the learning item are available to be launched by the user. -2 means that the online sections are available, but the user has been locked out of the online section for some reason and isn't allowed to launch it. -3 means that the online sections aren't available for some reason. -4 means that the user can launch the online sections, but only during the scheduled time. If the time slot is in session, the user can launch it. -5 means that the user can't launch the online content because there is a prerequisite that the user hasn't yet completed. The user must complete the prerequisite and then attempt again to launch the content. -6 means that the user has already launched the content and it is in</p>	Edm.String

Property Name	Description	Property Type
	<p>progress. Seventh position: The status of any courses that are scheduled for this learning item (any classes based on the learning item). Possible values are 10, 11, -1 or -3. 10 means that an class exists and the user can enroll. 11 means that a class exists, but the user can't enroll. Instead, the user can waitlist and will be enrolled if an enrolled user withdraws. -1 means that no classes are currently available. -3 means that the user hasn't met the prerequisites for enrollment so can't enroll.</p> <p>Eighth position: This is a unique ID (a key) that represents the association between a learning item or learning object to student. It is used when a component is assigned to a user. The system generates this unique ID to track the progress of the user in the course. Returns -1 if no key exists.</p> <p>Ninth position: Has the class for this learning item already started? The values can be Y or N.</p> <p>Tenth position: Does the user need to complete a survey for the learning item? A survey is a set of follow-up questions after the course is completed. The values can be Y or N.</p> <p>Eleventh position: Is task checklist enabled for this course? A task checklist is a standard operating procedure that someone - an observer - validates when watching a student complete a physical task. Students pass the task checklist when the observer sees the student do the tasks properly and in order. The values can be Y or N.</p> <p>Twelfth position: Are task checklist observers nominated for this course? This is a stage in the observation process. The values can be Y or N.</p> <p>Thirteenth position: Are task checklist observers present for this course? The values can be Y or N.</p> <p>Fourteenth position: Can users make a request that this course should be offered? The values can be Y or N.</p> <p>Fifteenth position: Are there any pending class withdraw requests for the course? When users want to with-</p>	

Property Name	Description	Property Type
	draw from the course, they can request that they be removed from the roster. The values can be Y or N. Sixteenth position: Are there any requests pending for the course by the user? The values can be Y or N. Seventeenth position: Can user request for task checklist observation for the course? The values can be Y or N.	
userID	The unique ID of this user.	Edm.String
personGUID	This is an internally generated, immutable identifier for one person across all of SuccessFactors HCM Suite. This is different from an LMS user ID (often called STUDENT ID). The student ID is used only within the Learning Management System (LMS). It is also different from the PERSON ID, which is used throughout SAP SuccessFactors HCM Suite but is mutable. In most cases, you use the person ID when you want to call a single user throughout the suite.	Edm.String
personExternalID	This is a mutable identifier for one person across all of SuccessFactors HCM Suite. This is different from an LMS user ID (often called STUDENT ID). The student ID is used only within the Learning Management System (LMS). It is also different from the PERSON GUID, which is used throughout SAP SuccessFactors HCM Suite but is immutable. In most cases, you use the person ID when you want to call a single user throughout the suite.	Edm.String
componentTypeID	Item type IDs are a critical categorization in because they determine how users are marked complete for a learning item. One item type can have completion statuses of pass and fail while another might have completion statuses of pass, fail and incomplete.	Edm.String



Property Name	Description	Property Type
componentTypeDesc	The descriptions of item types can help you determine how the item type assigns credit.	Edm.String
componentID	This is the unique ID of a learning item.	Edm.String
componentKey	This is the unique key for the item. It is used in some parts of application such as bookmarking where we need to save multiple entities' primary keys. It must be a long number.	Edm.Int64
componentLength	The sum of the length of all time slots, in hours.	Edm.Double
contactHours	Contact hours are the total number of hours that you expect a user to have contact with an instructor. For example, if you set up a learning item that is instructor-led with online content with 8 total hours and, for 6 of those hours, you expect the user to be in an instructor-led time slot, then the contact hours equals 6.	Edm.Double
creditHours	Credit hours are the number of hours that a user earns for completing a learning event. For example, in many U.S. colleges, students attend a single class for 15 weeks, 3 days each week, and 1 hour each day. In this case, the total hours equal 45; however, the college grants 3 CREDIT HOURS for this class.	Edm.Double
cpeHours	CPE is an abbreviation for "Continuing Professional Education" and refers to learning activities that users perform to maintain and expand the skills that their profession demands. Therefore, CPE hours are very much like credit hours, but the accumulation of CPE hours often leads to a professional certification.	Edm.Double

Property Name	Description	Property Type
revisionDate	This is the revision date of this entity. Learning items often have revision dates that correspond to a regulator's revision of compliance measures. Each later revision date is a later iteration of a learning item. The revision date is in Unix Epoch time.	Edm.Int64
assignedDate	This is the assignment date of the curriculum.	Edm.Int64
availableNewRevision	If the value of this is true, then the learning item has a newer revision than the revision assigned to the user.	Edm.Boolean
revisionNumber	null	Edm.String
requiredDate	This is the date that the user is required to complete this entity.	Edm.Int64
daysRemaining	This is the days remaining until the user is required to complete the learning item. If it is a negative number, then it is the days that the user is overdue.	Edm.Int64
addUser	The user type who added the learning item. A is an administrator and P is a user (for example, a manager).	Edm.String
addUserName	The username of the user who added this course to this user's assignments.	Edm.String
addUserTypeLabelID	The full name of the user type who added the learning item to the user. For example: Admin and User	Edm.String
orderItemID	The order ID associated with the learning item.	Edm.Int64
usedOrderTicketNumber	Used voucher number	Edm.String
usedOrderTicketSequence	Used voucher sequence	Edm.Int64
onlineLaunched	If the value of this is true, then the user has launched the online content at least once.	Edm.Boolean

Property Name	Description	Property Type
origin	How the learning item came to be on the users' learning plan. For example: Curriculum.	Edm.String
cdpGoalID	The continuous development plan goal ID associated with this learning item.	Edm.String
seqNumber	The sequence number of the learning item.	Edm.Int64
scheduleID	The unique ID of the class.	Edm.Int64
qualificationID	The Unique ID of a curriculum in the system. In the context of this entity, this is the curriculum ID that put the learning item on the users' learning assignments. The learning item is part of the curriculum, the curriculum is assigned, therefore the learning item is assigned.	Edm.String
rootQualificationID	This is the unique ID of the curriculum at the root of the curriculum structure. Curricula can be subcurricula and have parent curricula. This is the ID of the curriculum at the top of the hierarchy. In the context of this entity, this is the root curriculum ID that put the learning item on the users' learning assignments. The learning item is part of a curriculum structure (with this curriculum at its root), the curriculum structure is assigned, therefore the learning item is assigned.	Edm.String
qualTitle	The title of a curriculum in the system. In the context of this entity, this is the title of the curriculum that put the learning item on the users' learning assignments.	Edm.String
isRequired	If the value of this is true, then the learning item is required to be completed by the user.	Edm.Boolean
orderItemStatusTypeID	The unique type ID of the order's status. The order's status defines where it is in the process of being purchased.	Edm.String

Property Name	Description	Property Type
<code>showInCatalog</code>	If the value of this is true, then this appears in the users' learning library.	<code>Edm.Boolean</code>
<code>requirementTypeDescription</code>	This is the description of the requirement type. Requirement types define the conditions that users must meet to be considered complete in the requirement (for example, number of hours from a set of learning items).	<code>Edm.String</code>
<code>requirementTypeId</code>	This is the ID of the requirement type. Requirement types define the conditions that users must meet to be considered complete in the requirement (for example, number of hours from a set of learning items).	<code>Edm.String</code>
<code>hasOnlinePart</code>	If this is true, then the entity has some online sections.	<code>Edm.Boolean</code>
<code>itemDetailsDeeplink</code>	If you requested a deep link in your search for learning items, this is populated with the link to the learning item details page. Users click the link to see the details for this learning item. If they aren't already authenticated to the system, they must authenticate before they can see the page.	<code>Edm.String</code>
<code>courseDeeplink</code>	If you requested a deep link in your search for learning items, and if this learning item contains online content, then this is populated with the link to the online content. Users click the link to go to the online content for this learning item. If they aren't already authenticated to the system, they must authenticate before they can see the page.	<code>Edm.String</code>
<code>criteria</code>	This is the search criteria used to find learning items in users' learning plans.	<code>Namespace1_Alias.criteria</code>
<code>linkedSchedules</code>	This is a list of all the classes for this learning item for which the user is enrolled.	<code>Collection(Edm.Int64)</code>

Property Name	Description	Property Type
programType	This is the program type, which defines how a user progresses through the program. It can be scheduled, duration-based, or open-ended.	Edm.String
programEndDate	If this is program has a defined end date, this is that end date.	Edm.Int64
programStartDate	If this is program has a defined start date, this is that start date.	Edm.Int64
programDuration	If this is program has a duration (a time over which it should be completed) this is that duration.	Edm.Int64
programDurationType	This is the duration type.	Edm.String
programDeeplink	This is a deep link to the program. If users click the link, they first must authenticate to the system and then they can look at the program details.	Edm.String
vlsLink	This is the VLS link that learners can use to join a virtual meeting room (like WebEx, Adobe Connect, or Skype) for training. The link is for registered learners and learning items with a current or future time slot that is virtual.	Edm.String
studentSurveyID	This is a unique User Survey ID to uniquely identify the mapping between User and Survey.	Edm.Int64
itemSurveyID	This is a unique Item Survey ID to uniquely identify the mapping between Item and Survey.	Edm.Int64
surveyID	The unique ID of the Survey in the System	Edm.String
surveyLevel	The level of the Survey. The value of 1 indicates Item Evaluation Survey. The value of 3 indicates Follow up Evaluation Survey.	Edm.Int64
surveydesc	This is the Survey Description.	Edm.String
surveyStatusID	The Status of the survey assigned to User.	Edm.String

Property Name	Description	Property Type
surveyDeepLink	This is a deep link of the Survey. If users click the link, they first must authenticate to the system and then they can look at the survey details.	Edm.String
learnerActions		Collection(Namespace1_Alias.learnerActions)

#### LearningItemDetail

Property Name	Description	Property Type
pkID	This is the learning item's key. A learning item key is a concatenation of the learning item's unique ID, the learning item's type ID, and the learning item's revision date, separated by dashes. The key helps you uniquely identify one specific type and revision of a learning item.	Edm.String
componentTypeID	Item type IDs are a critical categorization in because they determine how users are marked complete for a learning item. One item type can have completion statuses of pass and fail while another might have completion statuses of pass, fail and incomplete.	Edm.String
componentID	This is the unique ID of a learning item.	Edm.String
revisionDate	This is the revision date of this entity. Learning items often have revision dates that correspond to a regulator's revision of compliance measures. Each later revision date is a later iteration of a learning item. The revision date is in Unix Epoch time.	Edm.Int64
componentKey	This is the unique key for the item. It is used in some parts of application such as bookmarking where we need to save multiple entities' primary keys. It must be a long number.	Edm.Int64

Property Name	Description	Property Type
title	This is the title of the learning item in the language of the current user (the user calling the web service). Titles can be translated using a key/value pair, where the key uniquely identifies a particular learning item's title and the values are each language's translation of the title. If you need the key that matches this value, and if the web service supports it, look in TitleLabelKey.	Edm.String
description	This is the description of the learning item in the language of the current user (the user calling the web service). A description is intended to provide details to users so that they can decide if they're interested in the course. Descriptions can be translated using a key/value pair, where the key uniquely identifies a particular learning item's description and the values are each language's translation of the description. If you need the key that matches this value, look in Description-LabelKey.	Edm.String
htmlDescription	This is the description of the learning item, in the users' language, with HTML tags to format the description. Customers often use simple inline tags to bold and italicize words (for example).	Edm.String
revisionNo	This is the revision number of this entity. Each revision date has a revision number. Users sometimes know the revision number of training instead of the revision date. For example, they might know that they want revision 2 of a training, regardless of the date that it was revised.	Edm.String
sourceID	The source is the developer of the learning item or the organization or regulatory body that requires it. You can create or modify source IDs in the administration environment, in References: Learning: Item Sources.	Edm.String

Property Name	Description	Property Type
domainID	This is the security domain ID of the entity. You can associate a record with an access domain to control the administrators who can access the record. What an administrator can access and do for a record depends on how you configured the entity, function, and permission domain restrictions of the role ID that is associated with the administrator.	Edm.String
deliveryMethodID	This is the unique ID of a delivery method. A delivery method describes how a learning item will be delivered (for example, a book, PDF file, or online course). You can create or modify method IDs in the administration environment, in References: Learning: Delivery Methods	Edm.String
requirementTypeID	This is the unique ID of a requirement type. A requirement type is a way for companies to describe how a user can meet the requirement. For example, a user can finish a set number of hours from within a pool of learning items.	Edm.String
safetyRelated	If a learning item is safety-related (if safetyRelated is true) then the learning item is flagged as safety-related in searches and reports. This information is for administrative purposes. It isn't in the end-user interface by default.	Edm.Boolean
approved	If the user is approved to enroll into the learning item, the value is true. If the user isn't approved, the value is false.	Edm.Boolean
notActive	If the value is false then the user is active. If the value is true, then the user is inactive.	Edm.Boolean
reviserName	This is the name of the user who revised the learning item.	Edm.String
approvedBy	This is the name of the user who approved the learning item.	Edm.String



Property Name	Description	Property Type
approvalTimestamp	This is the time that the person in charge of the approval granted the approval for the entity.	Edm.Int64
lessonPlanFilename	This is the lesson plan that goes with the learning item. For example, it can be a valid URL to an online lesson plan or a name of a training document. Administrators or trainers can consult the lesson plan to help them prepare for the learning item.	Edm.String
targetAudience	This is a description of the intended target audience that the you can display in the user interface. It helps users understand who the course is planned to address.	Edm.String
contactName	The contact name is someone who can answer questions about the learning item.	Edm.String
contactHours	Contact hours are the total number of hours that you expect a user to have contact with an instructor. For example, if you set up a learning item that is instructor-led with online content with 8 total hours and, for 6 of those hours, you expect the user to be in an instructor-led time slot, then the contact hours equals 6. The hours can be inherited from the learning event (the course) or they can be specified when a user, manager, or administrator records completion with the Record Learning wizard.	Edm.Double

Property Name	Description	Property Type
creditHours	Credit hours are the number of hours that a user earns for completing a learning event. For example, in many U.S. colleges, students attend a single class for 15 weeks, 3 days each week, and 1 hour each day. In this case, the total hours equal 45; however, the college grants 3 CREDIT HOURS for this class. The hours can be inherited from the learning event (the course) or they can be specified when a user, manager, or administrator records completion with the Record Learning wizard.	Edm.Double
cpeHours	CPE is an abbreviation for "Continuing Professional Education" and refers to learning activities that users perform to maintain and expand the skills that their profession demands. Therefore, CPE hours are very much like credit hours, but the accumulation of CPE hours often leads to a professional certification. The hours can be inherited from the learning event (the course) or they can be specified when a user, manager, or administrator records completion with the Record Learning wizard.	Edm.Double
defaultInitialNumber	The initial number is the number of days, weeks, months, quarters, or years that the user has in their initial retraining period for this learning item. Retraining periods apply when the learning item is a member of a curriculum. It is the grace period when users are first assigned a learning item. Although they might be required to retrain on the learning item every year, they might be assigned the curriculum (and learning item) in the last month of the year. The initial period gives them a grace period to complete the first training.	Edm.Int64
defaultInitialPeriodTypeID	This is the unit for the initial period (days, weeks months, quarters, or years).	Edm.String

Property Name	Description	Property Type
defaultInitialBasisTypeID	The basis type can be calendar or event. In a calendar basis type, the user must retrain on a learning item on a time-interval based on the calendar (like every month). In an event, the period is based on an event, like completing the first round of training.	Edm.String
initialPeriodLabelID	The label ID for the initial period, so that you can look up the language.	Edm.String
initialBasisLabelID	The label ID for the initial basis, so that you can look up the exact language.	Edm.String
defaultRetrainingNumber	After the initial period, users must retrain. This is the number of days, weeks, months, quarters, or years that the users have to complete the retraining on the learning item.	Edm.Int64
defaultRetrainingPeriodTypeID	The period that a user must retrain after the initial period. This can be days, weeks, months, quarters, or years.	Edm.String
defaultRetrainingBasisTypeID	The retraining period type can be either calendar or event. If it is calendar, then the user must retrain based on a time-based interval (such as annually, regardless of when the user completed the last training). If it is event, then the user must retrain based on an event (such as a year after completing the training).	Edm.String
retrainingPeriodLabelID	The label ID for the retraining period, so that you can look up the language.	Edm.String
retrainingBasisLabelID	The label ID for the training basis, so that you can look up the language.	Edm.String
comments	Comments from the instructor.	Edm.String
instructorMaterials	This is materials that the instructor should have for the learning item.	Edm.String
studentMaterials	This is materials that the student (learner) should have for the learning item.	Edm.String

Property Name	Description	Property Type
gradingOption	This is the grading option of the learning item. You can see the grading options in the administration environment on the learning item record in the Grading Options view.	Edm.Int64
createTimestamp	The time stamp, in Unix Epoch, that the learning item was created	Edm.Int64
componentGoals	These are the goals that are associated with this learning item.	Edm.String
lastUpdateUser	This is the user who most recently updated the entity.	Edm.String
totalLength	This is the total length of time that the course takes. Typically, this is used for planning purposes.	Edm.Double
prepLength	This is the total length of time that it takes an instructor to prepare to teach the course. Typically, this is used for planning purposes.	Edm.Double
minEnrollment	This is the minimum number of users who must enroll into the course for the course to take place.	Edm.Int64
maxEnrollment	This is the maximum number of users who can enroll into the course.	Edm.Int64
enrollmentThresDays	This is the number of days before the course that the enrollment is closed for the course.	Edm.Int64
autoFillEnrollment	If the value is true, then when a slot opens in the enrollment list, it is filled automatically from the waitlist.	Edm.Boolean
waitlistRemainderSentTimestamp	The time that the remainder of users on the waitlist was sent as a reminder.	Edm.Int64
autoCompetency	If the value is true, then users are automatically evaluated in their competency at when they complete the course.	Edm.Boolean

Property Name	Description	Property Type
classification	This is the unique ID of the classification for a learning item. It can be: It can be one of the following values: BLENDED, CONTINUOUS ONLINE ACCESS, EXTERNAL-COURSE, PHYSICAL GOOD, or TIME-BASED. A learning item classification is a category of a course, one that explains - in general terms - how the course is offered. It used by the LMS for business rules. For example, users don't enroll into a physical good, but do enroll into an instructor led course. You can't change the set of values for classification (they're set by the LMS). It can be one of the following values: BLENDED: Items are partly led by an instructor and partly online computer-based training. Often the online portion is self-paced. CONTINUOUS ONLINE ACCESS: Online courses are always available to users. EXTERNAL-COURSE: Courses that have come in through the Open Content Network (OCN). PHYSICAL GOOD: Other courses that are most often a physical material like a book or CD. TIME-BASED: Instructor-led courses are classroom-based courses, but the classroom can be physical or virtual (a conference call).	Edm.String
chargebackMethod	This is unique ID of a chargeback method. Chargeback is a way to reconcile costs between organizations. One organization charges the cost of training back to another organization. This allows companies to balance the cost of training by putting the cost to organizations.	Edm.String
catalogSKU	A Stock Keeping Unit (SKU) is a unique ID of an object in learning, used for commercial tracking, inventory, and account balancing.	Edm.String

Property Name	Description	Property Type
<code>scheduleCanOverridePrice</code>	If this value is true, then each instance of a course (class) can override the price that is set in main copy of the course (learning item). If the value is false, then every course created from the main copy (learning item) inherits the price from the main copy.	Edm.Boolean
<code>productionReady</code>	If this value is true, then the learning item is ready to be assigned to users. If the value is false, then the learning item is under development and not yet ready for users.	Edm.Boolean
<code>studentCanRecordLearningEvents</code>	If the value of this is true, then the user can record learning events for this learning item. If the value is false, then only supervisors or administrators can record learning on the learning item. In SuccessFactors Learning, when someone records a learning event, they're posting a users' completion or inability to complete a course back to the LMS. For example, you can record the fact that a user attended the course and completed it. Or, you can record the fact that a user did NOT complete the event. Completion is a highly configurable part of the LMS, so your completion statuses (the thing you are posting/recording) will be your own and match your business process.	Edm.Boolean

Property Name	Description	Property Type
supervisorCanRecordLearningEvents	If the value of this is true, then the manager can record learning events for this learning item. If the value is false, then only administrators can record learning on the learning item. In most cases, when a manager can't record learning, a user can't record learning either. In SuccessFactors Learning, when someone records a learning event, they're posting a users' completion or inability to complete a course back to the LMS. For example, you can record the fact that a user attended the course and completed it. Or, you can record the fact that a user did NOT complete the event. Completion is a highly configurable part of the LMS, so your completion statuses (the thing you are posting/recording) will be your own and match your business process.	Edm.Boolean
approvalRequired	If the value of this is true, then the users require approval to enroll into the course. If the value is false, then approval isn't required.	Edm.Boolean
processDefinitionID	This is the unique ID of the approval process definition (as opposed to the ID of the instance of the approval).	Edm.String
processDescription	This is a description of the approval process. For example, Approval to Withdraw from Training.	Edm.String
sourceDescription	This is a field on learning items that typically describes the developer of the course. For example, if you use third parties to create course material for you, then the third party that developed THIS learning item can be recorded in source.	Edm.String

Property Name	Description	Property Type
domainDescription	This is the description of the security domain of the entity. You can associate a record with an access domain to control the administrators who can access the record. What an administrator can access and do for a record depends on how you configured the entity, function, and permission domain restrictions of the role ID that is associated with the administrator.	Edm.String
deliveryMethodDescription	This is the description of a delivery method. A delivery method describes how a learning item will be delivered (for example, a book, PDF file, or online course). You can create or modify method IDs in the administration environment, in References: Learning: Delivery Methods	Edm.String
requirementTypeDescription	This is the description of a requirement type. A requirement type is a way for companies to describe how a user can meet the requirement. For example, a user can finish a set number of hours from within a pool of learning items.	Edm.String
chargeBackMethodLabelID	This is unique ID of a chargeback method LABEL. Because you can offer courses in many languages, you can describe the chargeback in many languages. The system uses this label ID to look up the correct string to describe the chargeback method in the users' language. Chargeback is a way to reconcile costs between organizations. One organization charges the cost of training back to another organization. This allows companies to balance the cost of training by putting the cost to organizations.	Edm.String



Property Name	Description	Property Type
componentClassificationLabelID	This is the unique ID of the label for the classification of this learning item. The LMS uses the label ID to look up the correct translation (string) of the classification for this user's language. For example, TIME-BASED is usually represented to English speakers as Instructor Led. The system uses an label ID to look up the string "Instructor Led." A learning item classification is a category of a course, one that explains - in general terms - how the course is offered. It used by the LMS for business rules. For example, users don't enroll into a physical good, but do enroll into an instructor led course. You can't change the set of values for classification (they are set by the LMS). It can be one of the following values: BLENDED: Items are partly led by an instructor and partly online computer-based training. Often the online portion is self-paced. CONTINUOUS ONLINE ACCESS: Online courses are always available to users. EXTERNAL-COURSE: Courses that have come in through the Open Content Network (OCN). PHYSICAL GOOD: Other courses that are most often a physical material like a book or CD. TIME-BASED: Instructor-led courses are classroom-based courses, but the classroom can be physical or virtual (a conference call).	Edm.String
forumID	Forums are deprecated. Instead, use SAP Jam. If your learning item is associated with a deprecated forum, the ID appears here.	Edm.Int64
rating	This is the rating that users have given the learning item.	Edm.Double
enableRating	If the value of this is true, then users can rate the learning item. If it is false, then users can't rate the learning item.	Edm.Boolean

Property Name	Description	Property Type
includePreviousRevisionRating	If the value of this is true, then the overall rating includes ratings given to previous revisions of the learning item. If it is false, then the ratings are calculated from the current revision only.	Edm.Boolean
shippingRequired	If this value is true, then the learning item has some component that must be shipped. This is often the case if the learning item is a physical good, like a book. If it is false, then there is nothing to ship. For example, if this learning item is an online course, there is nothing to ship.	Edm.Boolean
selfEnrollment	If this value is true, then users can enroll themselves into this entity. If false, then they can't enroll themselves. Enrollment isn't necessarily automatic when this value is true. There could be an approval process attached to enrollment.	Edm.Boolean
isBlendedLearningRegisterRequired	If this value is true, then if the classification ID is BLENDED, then users must enroll for the learning item, even to see the online portions of the course. If it is false, then users can see the online portions without enrolling.	Edm.Boolean
eSigEnabled	If the value is true, then e-signatures are required for actions with this learning item. If false, then e-signatures aren't required. E-signatures are a secondary identity verification for things like recording the completion of a learning item. They are typically used by companies that are audited by an oversight organization for learning compliance.	Edm.Boolean

Property Name	Description	Property Type
<code>isUserRequestsEnabled</code>	If the value is true, then users can request a class of a learning item. If false, they can't request a new class. Users request classes when the current list of times that the learning item is offered does NOT include a time that they can attend the course. A learning item is a unit of learning that you can track in the Learning Management System (LMS). You can think of this as a university course catalog: each course, like Introduction to Wave Physics is a learning item. Those learning items can be tracked to see who has completed Introduction to Wave Physics. And Introduction to Wave Physics can be offered at multiple times to fit different student schedules. Each of those instances is a class.	Edm.Boolean
<code>userCanWaitlist</code>	If this value is true, then the user can get on the wait list for the course. If someone withdraws from the course, the system picks users in the order that they went onto the wait list. In a literal sense, this user can move himself/herself to the registration status of Waitlisted.	Edm.Boolean
<code>componentTypeDesc</code>	The descriptions of item types can help you determine how the item type assigns credit.	Edm.String
<code>enableOrder</code>	If the value of this is true, then orders can be created for the entity (users can order it). If it is false, then orders can't be created.	Edm.Boolean

Property Name	Description	Property Type
<code>checkAuthorizedInstructor</code>	If the value is true, then the primary instructor of the time slots must be authorized to teach the learning item. You set the learning items that an instructor is authorized to teach on the instructors' records. If it is false, then the primary instructor is not required to be authorized to teach the learning item. It is often false if you aren't using instructor records or you aren't keeping track of authorization to teach in the LMS.	<code>Edm.Boolean</code>
<code>checklistEnabled</code>	If the value of this is true, then task checklists are enabled for the learning item. Task checklists ask an observer to make sure that a user can complete a task in a series of steps.	<code>Edm.Boolean</code>
<code>isAuthorizedObserver</code>	If the value of this is true, then this user is an authorized observer for the task checklist attached to this learning item.	<code>Edm.Boolean</code>
<code>checklistCompletionStatusID</code>	This is the task checklist completion status ID. It is the completion status that the user is assigned if they pass the task checklist.	<code>Edm.String</code>
<code>checklistFailureStatusID</code>	This is the task checklist failure status ID. It is the completion status that the user is assigned if they fail the task checklist.	<code>Edm.String</code>
<code>checklistObserverTypeID</code>	Observer types define the task checklist observer.	<code>Edm.String</code>
<code>thumbnailURI</code>	This is the URI that leads to the thumbnail image for this entity. Thumbnails are images that act like icons: they help users understand something about the entity from a glance.	<code>Edm.String</code>

Property Name	Description	Property Type
classificationLabelValue	<p>This is the translated name of the classification of this learning item. The LMS uses the label ID to look up the correct translation (string) of the classification for this user's language. For example, TIME-BASED is usually represented to English speakers as Instructor Led. The system uses a label ID to look up the string "Instructor Led" for English speaking users and returns the label value "Instructor Led." A learning item classification is a category of a course, one that explains - in general terms - how the course is offered. It used by the LMS for business rules. For example, users don't enroll into a physical good, but do enroll into an instructor led course. You can't change the set of values for classification (they're set by the LMS). It can be one of the following values: BLENDED: Items are partly led by an instructor and partly online computer-based training. Often the online portion is self-paced. CONTINUOUS ONLINE ACCESS: Online courses are always available to users. EXTERNAL-COURSE: Courses that have come in through the Open Content Network (OCN). PHYSICAL GOOD: Other courses that are most often a physical material like a book or CD. TIME-BASED: Instructor-led courses are classroom-based courses, but the classroom can be physical or virtual (a conference call).</p>	Edm.String
chargebackMethodLabelValue	<p>This is the description of the chargeback method in this user's language. Chargeback is a way to reconcile costs between organizations. One organization charges the cost of training back to another organization. This allows companies to balance the cost of training by putting the cost to organizations.</p>	Edm.String

Property Name	Description	Property Type
itemDetailsDeeplink	If you requested a deep link in your search for learning items, this is populated with the link to the learning item details page. Users click the link to see the details for this learning item. If they aren't already authenticated to the system, they must authenticate before they can see the page.	Edm.String
courseDeeplink	If you requested a deep link in your search for learning items, and if this learning item contains online content, then this is populated with the link to the online content. Users click the link to go to the online content for this learning item. If they aren't already authenticated to the system, they must authenticate before they can see the page.	Edm.String
lisCriteria	The lisCriteria search criteria stands for learning item search (lis) criteria. It finds a specific learning item based on identifying criteria.	Namespace1_Alias.lisCriteria

#### LearningItemPrerequisite

Property Name	Description	Property Type
pkID	This is the learning item's key. A learning item key is a concatenation of the learning item's unique ID, the learning item's type ID, and the learning item's revision date, separated by dashes. The key helps you uniquely identify one specific type and revision of a learning item.	Edm.String
componentTypeID	Item type IDs are a critical categorization in because they determine how users are marked complete for a learning item. One item type can have completion statuses of pass and fail while another might have completion statuses of pass, fail and incomplete.	Edm.String
componentID	This is the unique ID of a learning item.	Edm.String

Property Name	Description	Property Type
revisionDate	This is the revision date of this entity. Learning items often have revision dates that correspond to a regulator's revision of compliance measures. Each later revision date is a later iteration of a learning item. The revision date is in Unix Epoch time.	Edm.Int64
prerequisitesGroupItem	A prerequisite is a learning item that must be complete before enrolling into this learning item. A group of prerequisites (prerequisite group) is an ordered list of prerequisites that users must complete in a given order. For example, to take a high-level Physics course, you probably need to start with introduction to physics and work through a series of prerequisites before you are ready for the high-level course. That series of courses is a prerequisite group.	Collection(Namespace1_Alias.prerequisitesGroupItem)
lisCriteria	The lisCriteria search criteria stands for learning item search (lis) criteria. It finds a specific learning item based on identifying criteria.	Namespace1_Alias.lisCriteria

#### LearningItemDocument

Property Name	Description	Property Type
pkID	This is the learning item's key. A learning item key is a concatenation of the learning item's unique ID, the learning item's type ID, and the learning item's revision date, separated by dashes. The key helps you uniquely identify one specific type and revision of a learning item.	Edm.String
componentTypeID	Item type IDs are a critical categorization in because they determine how users are marked complete for a learning item. One item type can have completion statuses of pass and fail while another might have completion statuses of pass, fail and incomplete.	Edm.String
componentID	This is the unique ID of a learning item.	Edm.String

Property Name	Description	Property Type
revisionDate	This is the revision date of this entity. Learning items often have revision dates that correspond to a regulator's revision of compliance measures. Each later revision date is a later iteration of a learning item. The revision date is in Unix Epoch time.	Edm.Int64
documentID	This is the unique ID of the document record. Documents are managed as separate objects in the system and then associated with learning item.	Edm.String
reviewFlag	If the value of this is true, then the document should be reviewed for accuracy. Reviews are triggered when the document is revised. The review flag is set on the learning item or curricula, not on the document, because it is within the context of the learning item or curriculum that the document must be reviewed. Review to answer the question: does this new revision of the document fit with the current revision of the learning item or curriculum.	Edm.Boolean
documentTitle	This is the title of the document. The title is something that users recognize.	Edm.String
documentLocation	This is a brief description of where the document is located. For example, if it is stored at a URL on a content server, it might be that URL.	Edm.String
lisCriteria	The lisCriteria search criteria stands for learning item search (lis) criteria. It finds a specific learning item based on identifying criteria.	Namespace1_Alias.lisCriteria



Scheduledoffering

Property Name	Description	Property Type
scheduleID	This is the unique ID of a class. A class is an instance of a learning item (a course, usually) that is scheduled to take place at a given date and time. Therefore, although the learning item ID is the same for its January and February classes (for example), the class ID of the January instance is different from the February instance.	Edm.Int64
description	This is a description of the entity. In most cases, the description is available to users to tell them about the entity.	Edm.String
componentTypeID	Item type IDs are a critical categorization in because they determine how users are marked complete for a learning item. One item type can have completion statuses of pass and fail while another might have completion statuses of pass, fail and incomplete.	Edm.String
componentID	This is the unique ID of a learning item.	Edm.String
revisionDate	This is the unique ID of a learning item.	Edm.Int64
price	The price of the entity. For example, the price of a class: how much does it cost a user to enroll into and complete the class?	Edm.Double
instructors	This is an instructor. Instructors are tracked as resources in the Learning Management System (LMS) so that they can be matched to courses during a scheduling process. They can also be useful to advertise courses: courses with well known instructors tend to see greater enrollment.	Collection(Namespace1_Alias.instructors)
startDateTime	The start timestamp for this class in Unix Epoch Time.	Edm.Int64
endDateTime	The end timestamp for this class in Unix Epoch Time.	Edm.Int64

Property Name	Description	Property Type
days	This is the number of days that have time slots scheduled in a class. Days that do NOT have time slots are NOT included in the amount. For example, a course that begins on Monday and ends on Friday of the same week and has time slots on Monday, Wednesday, and Friday returns three days and not five. The days without time slots (Tuesday and Thursday) are NOT included in the amount.	Edm.Int64
locationDescription	This is a description of the location where the course is to take place. It helps users understand where to go for their course. A training location is a place inside a training facility. For example, a facility can be a building and the rooms inside the facility can be locations. This helps users understand both "I need to go to this building" and also "I need to go to this room inside the building."	Edm.String
facilityDescription	The brief description of the facility. A training location is a place inside a training facility. For example, a facility can be a building and the rooms inside the facility can be locations. This helps users understand both "I need to go to this building" and also "I need to go to this room inside the building."	Edm.String
scheduleStatus	This is the schedule status CODE, as opposed to the schedule status value. It is a number that can be -3, -6, 10, 11, 12, 13, or 14. Schedule status codes match values as follows. -3: Student hasn't finished all the prerequisites. -6: Schedule unavailable because the threshold waiting for the Component isn't reached. 10: Open Seats are available. 11: Open Seats and Slots are available. 12: No Open Seats. 13: No Open Seats, but there are open slots. 14: Student has already enrolled.	Edm.Int64

Property Name	Description	Property Type
selfEnrollable	If this value is true, then users can enroll themselves into this entity. If false, then they can't enroll themselves. Enrollment isn't necessarily automatic when this value is true. There could be an approval process attached to enrollment.	Edm.Boolean
timeZoneID	This is the time zone of the entity.	Edm.String
displayInScheduleTimeZone	If this value is true, then the times of the entity are in the class time zone. If this value is false, then the times are in the users' time zones.	Edm.Boolean
maxEnrollment	This is the maximum number of users who can enroll into the course.	Edm.Int64
enrolledCount	This is the number of users who are currently enrolled.	Edm.Int64
enrollStatusTypeID	This is the registration type that has been assigned to the user.	Edm.String
enrollSeatID	If this user is already enrolled in this class, this value is the unique ID of the seat that the user occupies. If this user isn't enrolled in this class, then this value is null.	Edm.Int64
addUser	If this user is already enrolled in this class, this value is the unique ID of the seat that the user occupies. If this user isn't enrolled in this class, then this value is null.	Edm.String
userCanWaitlist	If this value is true, then the user can get on the wait list for the course. If someone withdraws from the course, the system picks users in the order that they went onto the wait list. In a literal sense, this user can move himself/herself to the registration status of Waitlisted.	Edm.Boolean
chargebackMethod	This is unique ID of a chargeback method.	Edm.String

Property Name	Description	Property Type
<code>itemChargeBackMethod</code>	This is unique ID of a chargeback method. This is the chargeback method of the parent learning item, which the class inherits as a default but can be overridden by administrators.	<code>Edm.String</code>
<code>scheduleCanOverridePrice</code>	If this value is true, then each instance of a course (class) can override the price that is set in main copy of the course (learning item). If the value is false, then every course created from the main copy (learning item) inherits the price from the main copy.	<code>Edm.Boolean</code>
<code>timeZoneLabelValue</code>	This is the time zone of the entity, in a human readable format.	<code>Edm.String</code>
<code>scheduleStatusValue</code>	This is the schedule status TEXT VALUE, as opposed to the schedule status code. The text value tells you, in English, what the codes mean. Schedule status codes match values as follows. -3: Schedule unavailable because the threshold waiting for the Component isn't reached. -6: Student hasn't finished all the prerequisites. 10: Open Seats are available. 11: Open Seats and Slots are available. 12: No Open Seats. 13: No Open Seats, but there are open slots. 14: Student has already enrolled.	<code>Edm.String</code>
<code>currencyCode</code>	This is the currency code for this entity. The currency code is returned from the enumerated list of currency codes that you set up when you implemented the system. During implementation, we recommend that customers use ISO codes for currency, but it is NOT required.	<code>Edm.String</code>
<code>currencyDesc</code>	This is the currency description for this entity. You set up currency descriptions during implementation to help you understand the currency code. They can be any string that helps you understand the currency code.	<code>Edm.String</code>

Property Name	Description	Property Type
availableSeatCount	This is the number of available seats left in the class (the number of users who can still enroll in the class).	Edm.Int64
scheduledOfferingDeeplink	If you requested a deep link in your search for learning items, and if this learning item contains online content, then this is populated with the link to the online content. Users click the link to go to the online content for this learning item. If they aren't already authenticated to the system, they must authenticate before they can see the page.	Edm.String
lisCriteria	The lisCriteria search criteria stands for learning item search (lis) criteria. It finds a specific learning item based on identifying criteria.	Namespace1_Alias.lisCriteria

## Complex Types

criteria

Property Name	Description	Property Type
minRowNum	What is the minimum record to retrieve? Use the minimum and maximum records to create pages.	Edm.Int64
maxRowNum	What is the maximum record to retrieve? Use the minimum and maximum records to create pages.	Edm.Int64
qualItemsAndReqThresholdDays	If you provide a value, the system returns all items with a requiredDate (returned as part of the search) less than the current date plus the number of days you set in qualItemsAndReqThresholdDays. When the threshold isn't set, the required date is ignored. This check may be ignored if other criteria are met.	Edm.Int64

Property Name	Description	Property Type
targetUserID	If you are running the web service with an administrator user (user type is A), then send the user whose learning plan you want to retrieve. If you are running the web service with an end-user (user type is P), then don't pass it. The system reads the user ID from the authorization header.	Edm.String
targetPersonGUID	If you are running the web service with an administrator user (user type is A), then send the user's person GUID whose learning plan you want to retrieve. If you are running the web service with an end-user (user type is P), then don't pass it. The system extracts the person GUID from the authorization header.	Edm.String
retrieveLinkedSchedules	If set to true, then the service returns not only the learning items in the users' learning plans but also the classes that the users are enrolled into for those learning items. When true, the system runs a second query, which has a performance impact. Set to false for faster queries when you don't need the schedules.	Edm.String
includeDeeplink	If this value is true, then the search returns a deep link to the entities it returns.	Edm.Boolean
includeVLSlink	This is the VLS link that learners can use to join a virtual meeting room (like WebEx, Adobe Connect, or Skype) for training. The link is for registered learners and learning items with a current or future time slot that is virtual.	Edm.Boolean
includeSurveys	If set to true, then the service returns the surveys associated with the users along the learning items assigned to him.	Edm.Boolean
includeLearnerActions	If set to true, the system returns actions available to the learner for each learning item in the results. If set to false, actions won't be included in results. Default is false.	Edm.Boolean

learnerActions

Property Name	Description	Property Type
actionText		Edm.String
actionName		Edm.String

lisCriteria

Property Name	Description	Property Type
itemID	This is the unique ID of a learning item.	Edm.String
itemTypeID	Item type IDs are a critical categorization in because they determine how users are marked complete for a learning item. One item type can have completion statuses of pass and fail while another might have completion statuses of pass, fail and incomplete.	Edm.String
revisionDate	This is the revision date of this entity. Learning items often have revision dates that correspond to a regulator's revision of compliance measures. Each later revision date is a later iteration of a learning item. The revision date is in Unix Epoch time.	Edm.Int64
onlyShowInSystemLevelLocaleCurrency	If this value is true, then the search returns learning items in the system level currency. If false, then other currencies are returned.	Edm.Boolean
includeDeeplink	If this value is true, then the search returns a deep link to the entities it returns.	Edm.Boolean
includeInstructorDetails	If set to true, then the search returns details about the instructor. This can be useful, for example, if you want to advertise the instructor in order to get learners excited about attending training under that instructor. If you aren't using instructors, set to false.	Edm.Boolean

prerequisitesGroupItem

Property Name	Description	Property Type
prerequisiteComplete	If the value of this is true, then this user has completed this prerequisite.	Edm.Boolean

Property Name	Description	Property Type
<code>isAvailableInStudentCatalog</code>	If the value of this is true, then this prerequisite is in this user's library. When it is in a user's library, they can access it and it doesn't need to be directly assigned.	<code>Edm.Boolean</code>
<code>isInLearningPlan</code>	If the value of this is true, then this prerequisite is already in this user's assignments.	<code>Edm.Boolean</code>
<code>prerequisiteCompleteInfo</code>	This is the completion information for this prerequisite for this user.	<code>Edm.String</code>
<code>prerequisiteCompletionDate</code>	This is the date that this user completed this prerequisite. If the value of this is null, then this user hasn't completed the prerequisite.	<code>Edm.Int64</code>
<code>prerequisiteGroupID</code>	This is the unique ID of the group that this prerequisite belongs to.	<code>Edm.String</code>
<code>groupName</code>	This is the name of group that this prerequisite belongs to.	<code>Edm.String</code>
<code>groupOrder</code>	Prerequisite groups can be sequenced. This is the sequence number of the prerequisite group.	<code>Edm.Int64</code>
<code>prerequisiteItemOrder</code>	Within the group, this is the sequence of the learning item.	<code>Edm.Int64</code>
<code>prerequisiteRevisionNumber</code>	This is the revision number of this entity. Each revision date has a revision number. Users sometimes know the revision number of training instead of the revision date. For example, they might know that they want revision 2 of a training, regardless of the date that it was revised.	<code>Edm.String</code>



Property Name	Description	Property Type
title	This is the title of the learning item in the language of the current user (the user calling the web service). Titles can be translated using a key/value pair, where the key uniquely identifies a particular learning item's title and the values are each language's translation of the title. If you need the key that matches this value, and if the web service supports it, look in TitleLabelKey.	Edm.String
groupNameLabelKey	This is the unique ID of the group name label. The system uses this ID to look up the group name in this user's language.	Edm.String
prerequisiteComponentClassificationType	This is the unique ID of the classification for a learning item. It can be: It can be one of the following values: BLENDED, CONTINUOUS ONLINE ACCESS, EXTERNAL-COURSE, PHYSICAL GOOD, or TIME-BASED.	Edm.String
prerequisiteComponentTypeID	Item type IDs are a critical categorization in because they determine how users are marked complete for a learning item. One item type can have completion statuses of pass and fail while another might have completion statuses of pass, fail and incomplete.	Edm.String
prerequisiteComponentID	This is the unique ID of a learning item.	Edm.String
prerequisiteRevisionDate	This is the revision date of this entity. Learning items often have revision dates that correspond to a regulator's revision of compliance measures. Each later revision date is a later iteration of a learning item. The revision date is in Unix Epoch time.	Edm.Int64

instructors

Property Name	Description	Property Type
<code>instructorID</code>	This is the unique ID of an instructor in the Learning Management System. If the instructor is also a user (this is often the case when instructors are employees at the company), then keep in mind that this is their INSTRUCTOR ID as opposed to their LEARNER ID.	<code>Edm.String</code>
<code>lastName</code>	This is the family name of the instructor.	<code>Edm.String</code>
<code>firstName</code>	This is the given name of the instructor.	<code>Edm.String</code>
<code>middleInitial</code>	This is a middle initial of the instructor.	<code>Edm.String</code>
<code>primary</code>	If the value of this is true, then this is the primary instructor. If false, then the instructor is secondary. Primary instructors are usually the ones responsible for organizing the training, posting learning results, and hosting Virtual Learning Sessions (VLS). You can also require that primary instructors are qualified to instruct the learning item. Secondary instructors support the primary instructors.	<code>Edm.Boolean</code>

## Actions

This `$metadata` does **not** contain actions.

### 9.8.1.8 admin/scheduledoffering-service/v1 Metadata

Call for the scheduled offering metadata to work with courses that are scheduled to occur at a given time and place, including who is enrolled and attendance in the course.

## Metadata Call

### Sample Code

```
GET /learning/odatav4/public/admin/scheduledoffering-service/v1/$metadata
```

## Headers

Header	Value
Authorization	Bearer oauth_token

## Containers

### Entity Sets

Name	Description	Type
EnrollmentListings		Namespace1_Alias.EnrollmentListing
EnrollmentListings		Namespace1_Alias.EnrollmentListing
SegmentAttendances		Namespace1_Alias.SegmentAttendance
EnrollmentStatuses		Namespace1_Alias.EnrollmentStatus
Enrollments		Namespace1_Alias.Enrollment
UserScheduleBlocks		Namespace1_Alias.UserScheduleBlock
RefundPolicies		Namespace1_Alias.RefundPolicies
EnrollmentCancellations		Namespace1_Alias.EnrollmentCancellations
ScheduledToTeachClasses		Namespace1_Alias.ScheduledToTeachClass
Segments		Namespace1_Alias.Segment

### Action Import

Name	Description	Action
No Action Import	No Action Import	No Action Import

### Navigation Property Bindings

Path	Target
segments	Segments

## Entity Types

### EnrollmentListing

Property Name	Description	Property Type
enrollSeatID	This is the unique ID of the enrollment seat for the user in the current scheduled offering. The value is a number.	Edm.Int64
studentID	This is the unique ID of a user in the Learning Management System (LMS). This is recognized within the LMS only. If you want an ID that is recognized throughout SAP SuccessFactors HCM Suite, you want to get the Person GUID or Person External ID.	Edm.String
firstName	The given name of a user.	Edm.String
middleInitial	The middle initial of a user.	Edm.String
lastName	The family name of a user.	Edm.String
enrollSlotID	This is the unique ID of the enrollment slot. A slot is a spot in a training course that a user can enroll into. For example, if a course (a scheduled offering) is limited to ten participants, it has ten slots. Each participant who enrolls is placed into a slot. If nine users enroll into the course, then nine of ten slots are occupied. Slots are important because you can reserve slots for users. You can, for example, say that a course has ten slots and five of them are reserved for users of a particular organization.	Edm.Int64
scheduleID	This is the unique ID of a scheduled offering. A scheduled offering is an instance of a learning item (a course, usually) that is scheduled to take place at a given date and time. Therefore, although the learning item ID is the same for its January and February scheduled offerings (for example), the scheduled offering ID of the January instance is different from the February instance.	Edm.Int64

Property Name	Description	Property Type
enrollStatID	This is the registration status for this user in this entity.	Edm.String
enrollDate	This is the date of enrollment - the date that the user was added to the entity.	Edm.Int64
comments	These are comments about the enrollment for the user. They could explain, for example, why an administrator made an exception for enrolling a particular user.	Edm.String
shippingAddress	This is the street address used for shipping.	Edm.String
shippingCity	This is the city used in the shipping address.	Edm.String
shippingState	This is the state or province used in the shipping address.	Edm.String
shippingPostal	This is the postal code used in the shipping address.	Edm.String
shippingCountry	This is the country used in the shipping address.	Edm.String
shippingPhoneNo	This is the phone number that can contact someone at the shipping address for information about the shipment.	Edm.String
shippingFaxNo	This is the fax number where you can send documents at the shipping address. For example, a place to fax shipping labels.	Edm.String
shippingEmailAddress	This is the email address that can contact someone at the shipping address for information about the shipment.	Edm.String
lastUpdateUser	This is the user who most recently updated the entity.	Edm.String
lastUpdateTimestamp	This is the last time that the entity was updated. Returned in Unix Epoch.	Edm.Int64
addUser	The user who added the entity.	Edm.String
cancelDate	If the user cancels, this is the date of the cancellation.	Edm.Int64

Property Name	Description	Property Type
orderItemID	The order ID associated with the learning item.	Edm.Int64
paymentOrderTicketNo	If this order is paid with a ticket, this is the number of the ticket.	Edm.String
ticketSequence		Edm.Int64
origin		Edm.String
withdrawPending	If the user is cancelling and that withdraw is pending, this is true.	Edm.Boolean
criteria	This is the search criteria for enrollments.	Namespace1_Alias.criteria
totalCount		Edm.Int64

#### EnrollmentListing

Property Name	Description	Property Type
enrollmentListing		Collection(Namespace1_Alias.EnrollmentListing)
criteria	This is the search criteria for enrollments.	Namespace1_Alias.criteria

#### SegmentAttendance

Property Name	Description	Property Type
segmentAttendances	This is a record of a user attending a segment of a course.	Collection(Namespace1_Alias.SegmentAttendances)

#### EnrollmentStatus

Property Name	Description	Property Type
primaryKey	This is a primary key for the wrapper. It must be included even though, as a collection, there is no primary key. Pass any value. It will be ignored. Convention, however, is to pass an empty primary key.	Edm.String

Property Name	Description	Property Type
enrollmentStatus	This is a full description of the enrollment status of a user in a course, including the user with the enrollment status. Registration status describes a user's state in the registration process. Each state has a type: Pending (User is awaiting approval to enroll), Waitlisted (The course is full and the user will be added if a space becomes available), Enrolled (User has a spot in the course), and Cancelled (User was enrolled but has withdrawn from the course). Each status is tied to a type. If companies use the default statuses, then they have a one-to-one match to the registration status and registration type (If the status is Pending, the type is Pending... if the status is Waitlisted, the type is Waitlisted, and so on). During implementation, we strongly recommend that companies use these four default registration statuses, to simplify their implementation. However, if they create new statuses based on a customization, those new statuses must be related to an existing type. For example, if they create a registration status called Priority Waitlist, that status must be tied to the Waitlist registration type. It must be tied to the Waitlist registration type so that the LMS knows what to do with users in this status. In this example, the LMS knows that users in Priority Waitlist should be on the waitlist for the course. The customization can do something special with users who are in Priority Waitlist and not standard Waitlist.	Collection(Namespace1_Alias.EnrollmentStatus)

## Enrollment

Property Name	Description	Property Type
enrollments	An enrollment is a user in the LMS who has an enrollment status for a scheduled offering.	Collection(Namespace1_Alias.Enrollments)

## UserScheduleBlock

Property Name	Description	Property Type
primaryKey	This is a primary key for the wrapper. It is required. Pass any value. It will be ignored. Convention is to pass an empty primary key.	Edm.String
userScheduleBlock	A schedule block is a way to PREVENT scheduling for a resource. For example, if an instructor is on leave, you can add a schedule block for the time that he or she is on leave. That schedule block prevents the instructor from being scheduled into courses during the time of the block.	Collection(Namespace1_Alias .UserScheduleBlock)

## RefundPolicies

Property Name	Description	Property Type
privateKey		Edm.String
studentID		Edm.String
personGUID		Edm.String
refundPolicies	A refund policy defines what users can expect if they ask for a refund. For example, if they withdraw from a course within 24 hours of the start, how much refund can they expect?	Collection(Namespace1_Alias .RefundPolicies)
messages		Collection(Namespace1_Alias .Messages)

## EnrollmentCancellations

Property Name	Description	Property Type
studentID		Edm.String
personGUID		Edm.String
enrollmentCancellations		Collection(Namespace1_Alias .EnrollmentCancellations)
messages		Collection(Namespace1_Alias .Messages)



## ScheduledToTeachClass

Property Name	Description	Property Type
scheduleID	This is the unique ID of a scheduled offering. A scheduled offering is an instance of a learning item (a course, usually) that is scheduled to take place at a given date and time. Therefore, although the learning item ID is the same for its January and February scheduled offerings (for example), the scheduled offering ID of the January instance is different from the February instance.	Edm.Int64
description	This is the description of the Scheduled Offering entity.	Edm.String
facilityID	This is the identifier of the Facility entity.	Edm.String
facilityDescription	The brief description of the facility.	Edm.String
timezoneID	This is the time zone of the entity.	Edm.String
totalCount	This is the total amount of records found for this request	Edm.Int32
sttcCriteria	This is the search criteria for scheduled to teach class.	Namespace1_Alias.sttcCriteria

## Segment

Property Name	Description	Property Type
segmentNumber	This is the number of the Segment inside the Scheduled Offering.	Edm.Int64
startDate	The start timestamp for this segment. Returned in Unix Epoch.	Edm.Int64
endDate	The end timestamp for this segment. Returned in Unix Epoch.	Edm.Int64
primaryLocationID	Primary location ID of the scheduled offering.	Edm.String
primaryLocationDescription	Primary location description of the scheduled offering.	Edm.String
primaryInstructorID	Identifier of the Primary Instructor of the scheduled offering.	Edm.String

Property Name	Description	Property Type
primaryInstructorFirstName	First Name of the Primary Instructor of the scheduled offering.	Edm.String
primaryInstructorLastName	Last Name of the Primary Instructor of the scheduled offering.	Edm.String

## Complex Types

EnrollmentListing

Property Name	Description	Property Type
enrollSeatID	This is the unique ID of the enrollment seat for the user in the current scheduled offering. The value is a number.	Edm.Int64
studentID	This is the unique ID of a user in the Learning Management System (LMS). This is recognized within the LMS only. If you want an ID that is recognized throughout SAP SuccessFactors HCM Suite, you want to get the Person GUID or Person External ID.	Edm.String
firstName	The given name of a user.	Edm.String
middleInitial	The middle initial of a user.	Edm.String
lastName	The family name of a user.	Edm.String
enrollSlotID	This is the unique ID of the enrollment slot. A slot is a spot in a training course that a user can enroll into. For example, if a course (a scheduled offering) is limited to ten participants, it has ten slots. Each participant who enrolls is placed into a slot. If nine users enroll into the course, then nine of ten slots are occupied. Slots are important because you can reserve slots for users. You can, for example, say that a course has ten slots and five of them are reserved for users of a particular organization.	Edm.Int64

Property Name	Description	Property Type
scheduleID	This is the unique ID of a scheduled offering. A scheduled offering is an instance of a learning item (a course, usually) that is scheduled to take place at a given date and time. Therefore, although the learning item ID is the same for its January and February scheduled offerings (for example), the scheduled offering ID of the January instance is different from the February instance.	Edm.Int64
enrollStatID	This is the registration status for this user in this entity.	Edm.String
enrollDate	This is the date of enrollment - the date that the user was added to the entity.	Edm.Int64
comments	These are comments about the enrollment for the user. They could explain, for example, why an administrator made an exception for enrolling a particular user.	Edm.String
shippingAddress	This is the street address used for shipping.	Edm.String
shippingCity	This is the city used in the shipping address.	Edm.String
shippingState	This is the state or province used in the shipping address.	Edm.String
shippingPostal	This is the postal code used in the shipping address.	Edm.String
shippingCountry	This is the country used in the shipping address.	Edm.String
shippingPhoneNo	This is the phone number that can contact someone at the shipping address for information about the shipment.	Edm.String
shippingFaxNo	This is the fax number where you can send documents at the shipping address. For example, a place to fax shipping labels.	Edm.String

Property Name	Description	Property Type
shippingEmailAddress	This is the email address that can contact someone at the shipping address for information about the shipment.	Edm.String
lastUpdateUser	This is the user who most recently updated the entity.	Edm.String
lastUpdateTimestamp	This is the last time that the entity was updated. Returned in Unix Epoch.	Edm.Int64
addUser	The user who added the entity.	Edm.String
cancelDate	If the user cancels, this is the date of the cancellation.	Edm.Int64
orderItemID	The order ID associated with the learning item.	Edm.Int64
paymentOrderTicketNo	If this order is paid with a ticket, this is the number of the ticket.	Edm.String
ticketSequence		Edm.Int64
origin		Edm.String
withdrawPending	If the user is cancelling and that withdraw is pending, this is true.	Edm.Boolean
criteria	This is the search criteria for enrollments.	Namespace1_Alias.criteria
totalCount		Edm.Int64

criteria

Property Name	Description	Property Type
scheduleID	This is the unique ID of a scheduled offering. A scheduled offering is an instance of a learning item (a course, usually) that is scheduled to take place at a given date and time. Therefore, although the learning item ID is the same for its January and February scheduled offerings (for example), the scheduled offering ID of the January instance is different from the February instance.	Edm.Int64
skiptoken		Edm.String

## SegmentAttendances

Property Name	Description	Property Type
scheduleID	This is the unique ID of a scheduled offering. A scheduled offering is an instance of a learning item (a course, usually) that is scheduled to take place at a given date and time. Therefore, although the learning item ID is the same for its January and February scheduled offerings (for example), the scheduled offering ID of the January instance is different from the February instance.	Edm.Int64
userID	This is the unique ID of a user in the Learning Management System (LMS). This is recognized within the LMS only. If you want an ID that is recognized throughout SAP SuccessFactors HCM Suite, you want to get the Person GUID or Person External ID.	Edm.String
personGUID	This is an internally generated, immutable identifier for one person across all of SuccessFactors HCM Suite. This is different from an LMS user ID (often called STUDENT ID). The student ID is used only within the Learning Management System (LMS). It is also different from the PERSON ID, which is used throughout SAP SuccessFactors HCM Suite but is mutable. In most cases, you use the person ID when you want to call a single user throughout the suite.	Edm.String
segmentID	This is the unique ID of a segment. A segment is one part of a course (a learning item or scheduled offering). For example, if a course meets over two days, each day can be a segment. This allows you to track attendance on a more granular level: you can see who attended (in this example) the first day and who attended the second day. You can also assign instructors per segment. It could be that one instructor teaches the first day and a different instructor teaches the second day.	Edm.Int64

Property Name	Description	Property Type
comments	This are the comments provided by the user in the comments field for each section.	Edm.String
errorMessage	This includes any error messages.	Edm.String

#### EnrollmentStatus

Property Name	Description	Property Type
scheduleID	This is the unique ID of a scheduled offering. A scheduled offering is an instance of a learning item (a course, usually) that is scheduled to take place at a given date and time. Therefore, although the learning item ID is the same for its January and February scheduled offerings (for example), the scheduled offering ID of the January instance is different from the February instance.	Edm.Int64
userID	This is the unique ID of a user in the Learning Management System (LMS). This is recognized within the LMS only. If you want an ID that is recognized throughout SAP SuccessFactors HCM Suite, you want to get the Person GUID or Person External ID.	Edm.String
personGUID	This is an internally generated, immutable identifier for one person across all of SuccessFactors HCM Suite. This is different from an LMS user ID (often called STUDENT ID). The student ID is used only within the Learning Management System (LMS). It is also different from the PERSON ID, which is used throughout SAP SuccessFactors HCM Suite but is mutable. In most cases, you use the person ID when you want to call a single user throughout the suite.	Edm.String
newEnrollmentStatusID	This is the registration status for this user in this entity.	Edm.String
registrationChangeTime	This is the time that a registration change occurred for purposes of auditing the change.	Edm.Int64

Property Name	Description	Property Type
timezone	This is the time zone for registration-ChangeTime. It is the time zone that the change is recorded in.	Edm.String
errorMessage	This contains any error messages.	Edm.String
cancellationReasonID	Cancellation reason ID while changing the user enrollment status to cancelled state. This is mandatory when Cancellation Reason setting is enabled for the Scheduled Offering.	Edm.String

#### Enrollments

Property Name	Description	Property Type
scheduleID	This is the unique ID of a scheduled offering. A scheduled offering is an instance of a learning item (a course, usually) that is scheduled to take place at a given date and time. Therefore, although the learning item ID is the same for its January and February scheduled offerings (for example), the scheduled offering ID of the January instance is different from the February instance.	Edm.Int64
studentID	This is the unique ID of a user in the Learning Management System (LMS). This is recognized within the LMS only. If you want an ID that is recognized throughout SAP SuccessFactors HCM Suite, you want to get the Person GUID or Person External ID.	Edm.String
personGUID	This is an internally generated, immutable identifier for one person across all of SuccessFactors HCM Suite. This is different from an LMS user ID (often called STUDENT ID). The student ID is used only within the Learning Management System (LMS). It is also different from the PERSON ID, which is used throughout SAP SuccessFactors HCM Suite but is mutable. In most cases, you use the person ID when you want to call a single user throughout the suite.	Edm.String

Property Name	Description	Property Type
enrollmentStatusID	This is the registration status for this user in this entity.	Edm.String
notifyUser	If the value of this is true, and if the user has an email address on file, the user receives a notification of the enrollment.	Edm.Boolean
notifyInstructor	If the value of this is true, and if the instructor has an email address on file, the instructor receives a notification of the enrollment.	Edm.Boolean
notifySupervisor	If the value of this is true, and if the learning supervisor has an email address on file, the learning supervisor receives a notification of the enrollment.	Edm.Boolean
notifyContacts	If the value of this is true, and if the offering has a list of contact email addresses on file, the contacts receive a notification of the enrollment.	Edm.Boolean
comments	These are comments about the enrollment.	Edm.String
errorMessage	This contains error messages about the enrollment.	Edm.String
warningMessage	This contains warning messages about the enrollment.	Edm.String
warningOverride	If the value of this is true, then you can override warning messages.	Edm.Boolean

#### UserScheduleBlock

Property Name	Description	Property Type
userId	This is the user to whom the schedule block should be applied. This is the unique ID of a user in the Learning Management System (LMS). This is recognized within the LMS only. If you want an ID that is recognized throughout SAP SuccessFactors HCM Suite, you want to get the Person GUID or Person External ID.	Edm.String



Property Name	Description	Property Type
personGUID	This is an internally generated, immutable identifier for one person across all of SuccessFactors HCM Suite. This is different from an LMS user ID (often called STUDENT ID). The student ID is used only within the Learning Management System (LMS). It is also different from the PERSON ID, which is used throughout SAP SuccessFactors HCM Suite but is mutable. In most cases, you use the person ID when you want to call a single user throughout the suite.	Edm.String
scheduleBlockId	The unique ID of the schedule block.	Edm.String
leaveStartDate	If the schedule block applies to a leave request, this is the start date of the leave.	Edm.Int64
leaveEndDate	If the schedule block applies to a leave request, this is the end date of the leave.	Edm.Int64
externalCode		Edm.String
iseRuleId		Edm.String
domain	This is the security domain ID of the entity. You can associate a record with an access domain to control the administrators who can access the record. What an administrator can access and do for a record depends on how you configured the entity, function, and workflow domain restrictions of the role ID that is associated with the administrator. Defaults to PUBLIC.	Edm.String
active	If the value is true then the user is active. If the value is false, then the user is inactive. Defaults to true.	Edm.Boolean
errorMessage	This contains any error messages.	Edm.String
Messages		
Property Name	Description	Property Type
type		Edm.String
text		Edm.String

## RefundPolicies

Property Name	Description	Property Type
chargeAmount	Refund charge amount	Edm.Double
chargePercentage		Edm.Int32
chargeCurrencyCode		Edm.String
scheduleID		Edm.Int64
sequenceID		Edm.Int32
messages		Collection(Namespace1_Alias.Messages)

## EnrollmentCancellations

Property Name	Description	Property Type
cancelled		Edm.Boolean
chargeAmount	Enrollment cancellation charge amount	Edm.Double
chargePercentage		Edm.Int32
chargeCurrencyCode		Edm.String
scheduleID		Edm.Int64
sequenceID		Edm.Int32
messages		Collection(Namespace1_Alias.Messages)

## instructors

Property Name	Description	Property Type
instructorID	This is the unique ID of an instructor in the Learning Mangement System. If the instructor is also a user (this is often the case when instructors are employees at the company), then keep in mind that this is their INSTRUCTOR ID as opposed to their LEARNER ID.	Edm.String
lastName	This is the family name of the instructor.	Edm.String
firstName	This is the given name of the instructor.	Edm.String
middleInitial	This is a middle initial of the instructor.	Edm.String

Property Name	Description	Property Type
<code>primary</code>	If the value of this is true, then this is the primary instructor. If false, then the instructor is secondary. Primary instructors are usually the ones responsible for organizing the training, posting learning results, and hosting Virtual Learning Sessions (VLS). You can also require that primary instructors are qualified to instruct the learning item. Secondary instructors support the primary instructors.	<code>Edm.Boolean</code>

`sttcCriteria`

Property Name	Description	Property Type
<code>instructorID</code>		<code>Edm.String</code>
<code>fromDate</code>		<code>Edm.Int64</code>
<code>toDate</code>		<code>Edm.Int64</code>
<code>segmentsExpanded</code>		<code>Edm.Boolean</code>

## Actions

This `$metadata` does **not** contain actions.

### 9.8.1.9 `user/scheduledoffering-service/v1` Metadata

Call for the scheduled offering metadata to work with courses that are scheduled to occur at a given time and place, including who is enrolled and attendance in the course.

## Metadata Call

### Sample Code

```
GET /learning/odatav4/public/user/scheduledoffering-service/v1/$metadata
```

## Headers

Header	Value
Authorization	Bearer oauth_token

## Containers

### Entity Sets

Name	Description	Type
EnrollmentListings		Namespace1_Alias.EnrollmentListing
EnrollmentListings		Namespace1_Alias.EnrollmentListing
ScheduledOfferings		Namespace1_Alias.ScheduledOffering
SegmentAttendances		Namespace1_Alias.SegmentAttendance
EnrollmentStatuses		Namespace1_Alias.EnrollmentStatus
Enrollments		Namespace1_Alias.Enrollment
UserScheduleBlocks		Namespace1_Alias.UserScheduleBlock
RefundPolicies		Namespace1_Alias.RefundPolicies
EnrollmentCancellations		Namespace1_Alias.EnrollmentCancellations
AvailableSeats		Namespace1_Alias.AvailableSeats
ScheduledToTeachClasses		Namespace1_Alias.ScheduledToTeachClass
Segments		Namespace1_Alias.Segment

### Action Import

Name	Description	Action
No Action Import	No Action Import	No Action Import

### Navigation Property Bindings

Path	Target
segments	Segments

## Entity Types

### EnrollmentListing

Property Name	Description	Property Type
enrollSeatID	This is the unique ID of the enrollment seat for the user in the current scheduled offering. The value is a number.	Edm.Int64
studentID	This is the unique ID of a user in the Learning Management System (LMS). This is recognized within the LMS only. If you want an ID that is recognized throughout SAP SuccessFactors HCM suite, you want to get the Person GUID or Person External ID.	Edm.String
firstName	The given name of a user.	Edm.String
middleInitial	The middle initial of a user.	Edm.String
lastName	The family name of a user.	Edm.String
enrollSlotID	This is the unique ID of the enrollment slot. A slot is a spot in a training course that a user can enroll into. For example, if a course (a scheduled offering) is limited to ten participants, it has ten slots. Each participant who enrolls is placed into a slot. If nine users enroll into the course, then nine of ten slots are occupied. Slots are important because you can reserve slots for users. You can, for example, say that a course has ten slots and five of them are reserved for users of a particular organization.	Edm.Int64
scheduleID	This is the unique ID of a scheduled offering. A scheduled offering is an instance of a learning item (a course, usually) that is scheduled to take place at a given date and time. Therefore, although the learning item ID is the same for its January and February scheduled offerings (for example), the scheduled offering ID of the January instance is different from the February instance.	Edm.Int64

Property Name	Description	Property Type
enrollStatID	This is the registration status for this user in this entity.	Edm.String
enrollDate	This is the date of enrollment - the date that the user was added to the entity.	Edm.Int64
comments	These are comments about the enrollment for the user. They could explain, for example, why an administrator made an exception for enrolling a particular user.	Edm.String
shippingAddress	This is the street address used for shipping.	Edm.String
shippingCity	This is the city used in the shipping address.	Edm.String
shippingState	This is the state or province used in the shipping address.	Edm.String
shippingPostal	This is the postal code used in the shipping address.	Edm.String
shippingCountry	This is the country used in the shipping address.	Edm.String
shippingPhoneNo	This is the phone number that can contact someone at the shipping address for information about the shipment.	Edm.String
shippingFaxNo	This is the fax number where you can send documents at the shipping address. For example, a place to fax shipping labels.	Edm.String
shippingEmailAddress	This is the email address that can contact someone at the shipping address for information about the shipment.	Edm.String
lastUpdateUser	This is the user who most recently updated the entity.	Edm.String
lastUpdateTimestamp	This is the last time that the entity was updated. Returned in Unix Epoch.	Edm.Int64
addUser	The user who added the entity.	Edm.String
cancelDate	If the user cancels, this is the date of the cancellation.	Edm.Int64

Property Name	Description	Property Type
orderItemID	The order ID associated with the learning item.	Edm.Int64
paymentOrderTicketNo	If this order is paid with a ticket, this is the number of the ticket.	Edm.String
ticketSequence		Edm.Int64
origin		Edm.String
withdrawPending	If the user is cancelling and that withdraw is pending, this is true.	Edm.Boolean
criteria	This is the search criteria for enrollments.	Namespace1_Alias.criteria
totalCount		Edm.Int64

#### EnrollmentListing

Property Name	Description	Property Type
enrollmentListing		Collection(Namespace1_Alias.EnrollmentListing)
criteria	This is the search criteria for enrollments.	Namespace1_Alias.criteria

#### ScheduledOffering

Property Name	Description	Property Type
scheduleID		Edm.Int64
description	This is a description of the entity. In most cases, the description is available to users to tell them about the entity.	Edm.String
typeComponent	Item type IDs are a critical categorization in because they determine how users are marked complete for a learning item. One item type can have completion statuses of pass and fail while another might have completion statuses of pass, fail and incomplete.	Edm.String
componentTypeID	Item type IDs are a critical categorization in because they determine how users are marked complete for a learning item. One item type can have completion statuses of pass and fail while another might have completion statuses of pass, fail and incomplete.	Edm.String

Property Name	Description	Property Type
activityOrComponentID	This is the unique ID of a learning item.	Edm.String
revisionDate	This is the revision date of this entity. Learning items often have revision dates that correspond to a regulator's revision of compliance measures. Each later revision date is a later iteration of a learning item. The revision date is in Unix Epoch time.	Edm.Int64
maximumEnrollment	This is the maximum amount of users who can enroll into the course.	Edm.Int64
minimumEnrollment	This is the minimum amount of users who must enroll into the course for the course to take place.	Edm.Int64
contact	This is the person or group who can be contacted about this entity. For example, someone to call about details for a scheduled offering.	Edm.String
emailAddress	This is the email address of a person or group (distribution list) who can be contacted about this entity. For example, a distribution list of people who know about a scheduled offering.	Edm.String
phoneNo	This is the telephone number for a person or group (answering service) who can be contacted about this entity. For example, the phone number of a department that can answer questions about a scheduled offering.	Edm.String
faxNo	This is the fax number for a person or group who can be contacted about this entity. For example, your company might set up a fax number if you need to fax release forms to a department.	Edm.String
enrollmentCutoffDate	The date after which users are no longer allowed to enroll into the entity. Cut off dates give instructors time to look at a class roster and decide how to structure the course for that roster and give administrators some time to set things up before the course starts.	Edm.Int64



Property Name	Description	Property Type
<code>selfEnrollment</code>	If this value is true, then users can enroll themselves into this entity. If false, then they cannot enroll themselves. Enrollment is not necessarily automatic when this value is true. There could be an approval process attached to enrollment.	<code>Edm.Boolean</code>
<code>scheduleDesc</code>	This is a description of the entity. In most cases, the description is available to users to tell them about the entity.	<code>Edm.String</code>
<code>comments</code>	This are the comments provided by the user in the comments field for each section.	<code>Edm.String</code>
<code>lastUpdateUser</code>	This is the user who most recently updated the entity.	<code>Edm.String</code>
<code>lastUpdateTimestamp</code>	This is the last time that the entity was updated. Returned in Unix Epoch.	<code>Edm.Int64</code>
<code>notActive</code>	If the value is false then the user is active. If the value is true, then the user is inactive.	<code>Edm.Boolean</code>
<code>scheduleEnrollStatus</code>	This is a description of the number of seats available, the seats filled, and the number of waitlisted users.	<code>Edm.String</code>
<code>enrollmentComments</code>	These are comments about the enrollment for the user. They could explain, for example, why an administrator made an exception for enrolling a particular user.	<code>Edm.String</code>
<code>revisionNo</code>	This is the revision number of this entity. Each revision date has a revision number. Users sometimes know the revision number of training instead of the revision date. For example, they might know that they want revision 2 of a training, regardless of the date that it was revised.	<code>Edm.String</code>
<code>enrollmentSeatID</code>	If this user is already enrolled in this scheduled offering, this value is the unique ID of the seat that the user occupies. If this user is not enrolled in this scheduled offering, then this value is null.	<code>Edm.Int64</code>

Property Name	Description	Property Type
studentEnrollmentStatusType LabelID	This is the registration status for this entity, with the key you need to translate it to this user's language.	Edm.String
studentEnrollmentStatusType	This is the registration type that has been assigned to the user.	Edm.String
studentEnrollmentStatus	This is the registration status for this user in this entity.	Edm.String
timeZoneID	This is the time zone of the entity.	Edm.String
displayInScheduleTimeZone	If this value is true, then the times of the entity are in the scheduled offering time zone. If this value is false, then the times are in the users' time zones.	Edm.Boolean
userCanWaitlist	If this value is true, then the user can get on the wait list for the course. If someone withdraws from the course, the system picks users in the order that they went onto the wait list. In a literal sense, this user can move himself/herself to the registration status of Waitlisted.	Edm.Boolean
titleLabelKey	This is the ID that the LMS uses to look up the title of the entity and return a value that is translated to this users' language/locale.	Edm.String
timeZoneLabelValue	This is the time zone of the entity, in a human readable format.	Edm.String
enrolledCount	This is the number of users who are currently enrolled.	Edm.Int64
availableSeatCount	This is the number of available seats left in the scheduled offering (the number of users who can still enroll in the scheduled offering).	Edm.Int64

Property Name	Description	Property Type
<code>instructors</code>	This is an instructor. Instructors are tracked as resources in the Learning Management System (LMS) so that they can be matched to courses during a scheduling process. They can also be useful to advertise courses: courses with well known instructors tend to see greater enrollment.	<code>Collection(Namespace1_Alias.instructors)</code>

---

<code>criteria</code>		<code>Namespace1_Alias.criteria</code>
-----------------------	--	--

---

#### SegmentAttendance

Property Name	Description	Property Type
<code>segmentAttendances</code>	This is a record of a user attending a segment of a course.	<code>Collection(Namespace1_Alias.SegmentAttendances)</code>

#### EnrollmentStatus

Property Name	Description	Property Type
<code>primaryKey</code>	This is a primary key for the wrapper. It must be included even though, as a collection, there is no primary key. Pass any value. It will be ignored. Convention, however, is to pass an empty primary key.	<code>Edm.String</code>

---

Property Name	Description	Property Type
enrollmentStatus	<p>This is a full description of the enrollment status of a user in a course, including the user with the enrollment status. Registration status describes a user's state in the registration process. Each state has a type: Pending (User is awaiting approval to enroll), Waitlisted (The course is full and the user will be added if a space becomes available), Enrolled (User has a spot in the course), and Cancelled (User was enrolled but has withdrawn from the course). Each status is tied to a type. If companies use the default statuses, then they have a one-to-one match to the registration status and registration type (If the status is Pending, the type is Pending... if the status is Waitlisted, the type is Waitlisted, and so on). During implementation, we strongly recommend that companies use these four default registration statuses, to simplify their implementation. However, if they create new statuses based on a customization, those new statuses must be related to an existing type. For example, if they create a registration status called Priority Waitlist, that status must be tied to the Waitlist registration type. It must be tied to the Waitlist registration type so that the LMS knows what to do with users in this status. In this example, the LMS knows that users in Priority Waitlist should be on the waitlist for the course. The customization can do something special with users who are in Priority Waitlist and not standard Waitlist.</p>	Collection(Namespace1_Alias.EnrollmentStatus)

#### Enrollment

Property Name	Description	Property Type
enrollments	<p>An enrollment is a user in the LMS who has an enrollment status for a scheduled offering.</p>	Collection(Namespace1_Alias.Enrollments)

## UserScheduleBlock

Property Name	Description	Property Type
primaryKey	This is a primary key for the wrapper. It is required. Pass any value. It will be ignored. Convention is to pass an empty primary key.	Edm.String
userScheduleBlock	A schedule block is a way to PREVENT scheduling for a resource. For example, if an instructor is on leave, you can add a schedule block for the time that he or she is on leave. That schedule block prevents the instructor from being scheduled into courses during the time of the block.	Collection(Namespace1_Alias .UserScheduleBlock)

## RefundPolicies

Property Name	Description	Property Type
privateKey		Edm.String
studentID		Edm.String
personGUID		Edm.String
refundPolicies	A refund policy defines what users can expect if they ask for a refund. For example, if they withdraw from a course within 24 hours of the start, how much refund can they expect?	Collection(Namespace1_Alias .RefundPolicies)
messages		Collection(Namespace1_Alias .Messages)

## EnrollmentCancellations

Property Name	Description	Property Type
studentID		Edm.String
personGUID		Edm.String
enrollmentCancellations		Collection(Namespace1_Alias .EnrollmentCancellations)
messages		Collection(Namespace1_Alias .Messages)

## AvailableSeats

Property Name	Description	Property Type
scheduleID		Edm.Int64

Property Name	Description	Property Type
typeComponent	Item type IDs are a critical categorization in because they determine how users are marked complete for a learning item. One item type can have completion statuses of pass and fail while another might have completion statuses of pass, fail and incomplete.	Edm.String
componentTypeID	Item type IDs are a critical categorization in because they determine how users are marked complete for a learning item. One item type can have completion statuses of pass and fail while another might have completion statuses of pass, fail and incomplete.	Edm.String
activityOrComponentID	This is the unique ID of a learning item.	Edm.String
maximumEnrollment	This is the maximum amount of users who can enroll into the course.	Edm.Int64
minimumEnrollment	This is the minimum amount of users who must enroll into the course for the course to take place.	Edm.Int64
notActive	If the value is false then the user is active. If the value is true, then the user is inactive.	Edm.Boolean
enrollmentCutoffDate	The date after which users are no longer allowed to enroll into the entity. Cut off dates give instructors time to look at a class roster and decide how to structure the course for that roster and give administrators some time to set things up before the course starts.	Edm.Int64
selfEnrollment	If this value is true, then users can enroll themselves into this entity. If false, then they cannot enroll themselves. Enrollment is not necessarily automatic when this value is true. There could be an approval process attached to enrollment.	Edm.Boolean
scheduleDesc	This is a description of the scheduled offering.	Edm.String
comments	This is a comment about the entity.	Edm.String

Property Name	Description	Property Type
lastUpdateUser	This is the user who most recently updated the entity.	Edm.String
lastUpdateTimestamp	This is the last time that the entity was updated. Returned in Unix Epoch.	Edm.Int64
timeZoneID	This is the time zone of the lastUpdateTimestamp	Edm.String
displayInScheduleTimeZone	If this value is true, then the times of the entity are in the scheduled offering time zone. If this value is false, then the times are in the users' time zones.	Edm.Boolean
userCanWaitlist	If this value is true, then the user can get on the wait list for the course. If someone withdraws from the course, the system picks users in the order that they went onto the wait list. In a literal sense, this user can move himself/herself to the registration status of Waitlisted.	Edm.Boolean
availableSeatCount	This is the number of available seats left in the scheduled offering (the number of users who can still enroll in the scheduled offering).	Edm.Int64
cancelled	If this value is true, then this is cancelled.	Edm.Boolean
cancelledDate	If this is cancelled, the date that it is cancelled.	Edm.Int64
closedDate	If this is closed, then this is the date that it closed.	Edm.Int64
closed	If this value is true, this is closed. A closed seat is not available.	Edm.Boolean
messages		Collection(Namespace1_Alias.Messages)

## ScheduledToTeachClass

Property Name	Description	Property Type
scheduleID	This is the unique ID of a scheduled offering. A scheduled offering is an instance of a learning item (a course, usually) that is scheduled to take place at a given date and time. Therefore, although the learning item ID is the same for its January and February scheduled offerings (for example), the scheduled offering ID of the January instance is different from the February instance.	Edm.Int64
description	This is the description of the Scheduled Offering entity.	Edm.String
facilityID	This is the identifier of the Facility entity.	Edm.String
facilityDescription	The brief description of the facility.	Edm.String
timezoneID	This is the time zone of the entity.	Edm.String
totalCount	This is the total amount of records found for this request	Edm.Int32
sttcCriteria	This is the search criteria for scheduled to teach class.	Namespace1_Alias.sttcCriteria

## Segment

Property Name	Description	Property Type
segmentNumber	This is the number of the Segment inside the Scheduled Offering.	Edm.Int64
startDate	The start timestamp for this segment. Returned in Unix Epoch.	Edm.Int64
endDate	The end timestamp for this segment. Returned in Unix Epoch.	Edm.Int64
primaryLocationID	Primary location ID of the scheduled offering.	Edm.String
primaryLocationDescription	Primary location description of the scheduled offering.	Edm.String
primaryInstructorID	Identifier of the Primary Instructor of the scheduled offering.	Edm.String



Property Name	Description	Property Type
primaryInstructorFirstName	First Name of the Primary Instructor of the scheduled offering.	Edm.String
primaryInstructorLastName	Last Name of the Primary Instructor of the scheduled offering.	Edm.String

## Complex Types

EnrollmentListing

Property Name	Description	Property Type
enrollSeatID	This is the unique ID of the enrollment seat for the user in the current scheduled offering. The value is a number.	Edm.Int64
studentID	This is the unique ID of a user in the Learning Management System (LMS). This is recognized within the LMS only. If you want an ID that is recognized throughout SAP SuccessFactors HCM suite, you want to get the Person GUID or Person External ID.	Edm.String
firstName	The given name of a user.	Edm.String
middleInitial	The middle initial of a user.	Edm.String
lastName	The family name of a user.	Edm.String
enrollSlotID	This is the unique ID of the enrollment slot. A slot is a spot in a training course that a user can enroll into. For example, if a course (a scheduled offering) is limited to ten participants, it has ten slots. Each participant who enrolls is placed into a slot. If nine users enroll into the course, then nine of ten slots are occupied. Slots are important because you can reserve slots for users. You can, for example, say that a course has ten slots and five of them are reserved for users of a particular organization.	Edm.Int64

Property Name	Description	Property Type
scheduleID	This is the unique ID of a scheduled offering. A scheduled offering is an instance of a learning item (a course, usually) that is scheduled to take place at a given date and time. Therefore, although the learning item ID is the same for its January and February scheduled offerings (for example), the scheduled offering ID of the January instance is different from the February instance.	Edm.Int64
enrollStatID	This is the registration status for this user in this entity.	Edm.String
enrollDate	This is the date of enrollment - the date that the user was added to the entity.	Edm.Int64
comments	These are comments about the enrollment for the user. They could explain, for example, why an administrator made an exception for enrolling a particular user.	Edm.String
shippingAddress	This is the street address used for shipping.	Edm.String
shippingCity	This is the city used in the shipping address.	Edm.String
shippingState	This is the state or province used in the shipping address.	Edm.String
shippingPostal	This is the postal code used in the shipping address.	Edm.String
shippingCountry	This is the country used in the shipping address.	Edm.String
shippingPhoneNo	This is the phone number that can contact someone at the shipping address for information about the shipment.	Edm.String
shippingFaxNo	This is the fax number where you can send documents at the shipping address. For example, a place to fax shipping labels.	Edm.String

Property Name	Description	Property Type
shippingEmailAddress	This is the email address that can contact someone at the shipping address for information about the shipment.	Edm.String
lastUpdateUser	This is the user who most recently updated the entity.	Edm.String
lastUpdateTimestamp	This is the last time that the entity was updated. Returned in Unix Epoch.	Edm.Int64
addUser	The user who added the entity.	Edm.String
cancelDate	If the user cancels, this is the date of the cancellation.	Edm.Int64
orderItemID	The order ID associated with the learning item.	Edm.Int64
paymentOrderTicketNo	If this order is paid with a ticket, this is the number of the ticket.	Edm.String
ticketSequence		Edm.Int64
origin		Edm.String
withdrawPending	If the user is cancelling and that withdraw is pending, this is true.	Edm.Boolean
criteria	This is the search criteria for enrollments.	Namespace1_Alias.criteria
totalCount		Edm.Int64

criteria

Property Name	Description	Property Type
scheduleID	This is the unique ID of a scheduled offering. A scheduled offering is an instance of a learning item (a course, usually) that is scheduled to take place at a given date and time. Therefore, although the learning item ID is the same for its January and February scheduled offerings (for example), the scheduled offering ID of the January instance is different from the February instance.	Edm.Int64
skiptoken		Edm.String

criteria

Property Name	Description	Property Type
scheduleID		Edm.Int64

SegmentAttendances

Property Name	Description	Property Type
scheduleID	This is the unique ID of a scheduled offering. A scheduled offering is an instance of a learning item (a course, usually) that is scheduled to take place at a given date and time. Therefore, although the learning item ID is the same for its January and February scheduled offerings (for example), the scheduled offering ID of the January instance is different from the February instance.	Edm.Int64
userID	This is the unique ID of a user in the Learning Management System (LMS). This is recognized within the LMS only. If you want an ID that is recognized throughout SAP SuccessFactors HCM suite, you want to get the Person GUID or Person External ID.	Edm.String
personGUID	This is an internally generated, immutable identifier for one person across all of SAP SuccessFactors HCM suite. This is different from an LMS user ID (often called STUDENT ID). The student ID is used only within the Learning Management System (LMS). It is also different from the PERSON ID, which is used throughout SAP SuccessFactors HCM suite but is mutable. In most cases, you use the person ID when you want to call a single user throughout the suite.	Edm.String

Property Name	Description	Property Type
segmentID	This is the unique ID of a segment. A segment is one part of a course (a learning item or scheduled offering). For example, if a course meets over two days, each day can be a segment. This allows you to track attendance on a more granular level: you can see who attended (in this example) the first day and who attended the second day. You can also assign instructors per segment. It could be that one instructor teaches the first day and a different instructor teaches the second day.	Edm.Int64
comments	This are the comments provided by the user in the comments field for each section.	Edm.String
errorMessage	This includes any error messages.	Edm.String

#### EnrollmentStatus

Property Name	Description	Property Type
scheduleID	This is the unique ID of a scheduled offering. A scheduled offering is an instance of a learning item (a course, usually) that is scheduled to take place at a given date and time. Therefore, although the learning item ID is the same for its January and February scheduled offerings (for example), the scheduled offering ID of the January instance is different from the February instance.	Edm.Int64
userID	This is the unique ID of a user in the Learning Management System (LMS). This is recognized within the LMS only. If you want an ID that is recognized throughout SAP SuccessFactors HCM suite, you want to get the Person GUID or Person External ID.	Edm.String

Property Name	Description	Property Type
personGUID	This is an internally generated, immutable identifier for one person across all of SAP SuccessFactors HCM suite. This is different from an LMS user ID (often called STUDENT ID). The student ID is used only within the Learning Management System (LMS). It is also different from the PERSON ID, which is used throughout SAP SuccessFactors HCM suite but is mutable. In most cases, you use the person ID when you want to call a single user throughout the suite.	Edm.String
newEnrollmentStatusID	This is the registration status for this user in this entity.	Edm.String
registrationChangeTime	This is the time that a registration change occurred for purposes of auditing the change.	Edm.Int64
timezone	This is the time zone for registration-ChangeTime. It is the time zone that the change is recorded in.	Edm.String
errorMessage	This contains any error messages.	Edm.String
cancellationReasonID	Cancellation reason ID while changing the user enrollment status to cancelled state. This is mandatory when Cancellation Reason setting is enabled for the Scheduled Offering.	Edm.String

#### Enrollments

Property Name	Description	Property Type
scheduleID	This is the unique ID of a scheduled offering. A scheduled offering is an instance of a learning item (a course, usually) that is scheduled to take place at a given date and time. Therefore, although the learning item ID is the same for its January and February scheduled offerings (for example), the scheduled offering ID of the January instance is different from the February instance.	Edm.Int64

Property Name	Description	Property Type
studentID	This is the unique ID of a user in the Learning Management System (LMS). This is recognized within the LMS only. If you want an ID that is recognized throughout SAP SuccessFactors HCM suite, you want to get the Person GUID or Person External ID.	Edm.String
personGUID	This is an internally generated, immutable identifier for one person across all of SAP SuccessFactors HCM suite. This is different from an LMS user ID (often called STUDENT ID). The student ID is used only within the Learning Management System (LMS). It is also different from the PERSON ID, which is used throughout SAP SuccessFactors HCM suite but is mutable. In most cases, you use the person ID when you want to call a single user throughout the suite.	Edm.String
enrollmentStatusID	This is the registration status for this user in this entity.	Edm.String
notifyUser	If the value of this is true, and if the user has an email address on file, the user receives a notification of the enrollment.	Edm.Boolean
notifyInstructor	If the value of this is true, and if the instructor has an email address on file, the instructor receives a notification of the enrollment.	Edm.Boolean
notifySupervisor	If the value of this is true, and if the learning supervisor has an email address on file, the learning supervisor receives a notification of the enrollment.	Edm.Boolean
notifyContacts	If the value of this is true, and if the offering has a list of contact email addresses on file, the contacts receive a notification of the enrollment.	Edm.Boolean
comments	These are comments about the enrollment.	Edm.String
errorMessage	This contains error messages about the enrollment.	Edm.String

Property Name	Description	Property Type
warningMessage	This contains warning messages about the enrollment.	Edm.String
warningOverride	If the value of this is true, then you can override warning messages.	Edm.Boolean

#### UserScheduleBlock

Property Name	Description	Property Type
userId	This is the user to whom the schedule block should be applied. This is the unique ID of a user in the Learning Management System (LMS). This is recognized within the LMS only. If you want an ID that is recognized throughout SAP SuccessFactors HCM suite, you want to get the Person GUID or Person External ID.	Edm.String
personGUID	This is an internally generated, immutable identifier for one person across all of SAP SuccessFactors HCM suite. This is different from an LMS user ID (often called STUDENT ID). The student ID is used only within the Learning Management System (LMS). It is also different from the PERSON ID, which is used throughout SAP SuccessFactors HCM suite but is mutable. In most cases, you use the person ID when you want to call a single user throughout the suite.	Edm.String
scheduleBlockId	The unique ID of the schedule block.	Edm.String
leaveStartDate	If the schedule block applies to a leave request, this is the start date of the leave.	Edm.Int64
leaveEndDate	If the schedule block applies to a leave request, this is the end date of the leave.	Edm.Int64
externalCode		Edm.String
iseRuleId		Edm.String



Property Name	Description	Property Type
domain	This is the security domain ID of the entity. You can associate a record with an access domain to control the administrators who can access the record. What an administrator can access and do for a record depends on how you configured the entity, function, and workflow domain restrictions of the role ID that is associated with the administrator. Defaults to PUBLIC.	Edm.String

active	If the value is true then the user is active. If the value is false, then the user is inactive. Defaults to true.	Edm.Boolean
--------	---	-------------

errorMessage	This contains any error messages.	Edm.String
--------------	-----------------------------------	------------

#### Messages

Property Name	Description	Property Type
type		Edm.String
text		Edm.String

#### RefundPolicies

Property Name	Description	Property Type
chargeAmount	Refund charge amount	Edm.Double
chargePercentage		Edm.Int32
chargeCurrencyCode		Edm.String
scheduleID		Edm.Int64
sequenceID		Edm.Int32
messages		Collection(Namespacel_Alias.Messages)

#### EnrollmentCancellations

Property Name	Description	Property Type
cancelled		Edm.Boolean
chargeAmount	Enrollment cancellation charge amount	Edm.Double
chargePercentage		Edm.Int32
chargeCurrencyCode		Edm.String
scheduleID		Edm.Int64

Property Name	Description	Property Type
sequenceID		Edm.Int32
messages		Collection(Namespace1_Alias.Messages)

instructors

Property Name	Description	Property Type
instructorID	This is the unique ID of an instructor in the Learning Management System. If the instructor is also a user (this is often the case when instructors are employees at the company), then keep in mind that this is their INSTRUCTOR ID as opposed to their LEARNER ID.	Edm.String
lastName	This is the family name of the instructor.	Edm.String
firstName	This is the given name of the instructor.	Edm.String
middleInitial	This is a middle initial of the instructor.	Edm.String
primary	If the value of this is true, then this is the primary instructor. If false, then the instructor is secondary. Primary instructors are usually the ones responsible for organizing the training, posting learning results, and hosting Virtual Learning Sessions (VLS). You can also require that primary instructors are qualified to instruct the learning item. Secondary instructors support the primary instructors.	Edm.Boolean

sttcCriteria

Property Name	Description	Property Type
instructorID		Edm.String
fromDate		Edm.Int64
toDate		Edm.Int64
segmentsExpanded		Edm.Boolean

## Actions

This \$metadata does **not** contain actions.

## 9.8.1.10 admin/search-service/v1 Metadata

Use the search service to search for SAP SuccessFactors Learning programs, learning items, or end users.

### Metadata Call

#### Sample Code

```
GET /learning/odatav4/public/admin/search-service/v1/$metadata
```

#### Headers

Header	Value
Authorization	Bearer oauth_token

### Containers

#### Entity Sets

Name	Description	Type
Programs		Namespace1_Alias.Program
Students		Namespace1_Alias.Student
Items		Namespace1_Alias.Item

#### Action Import

Name	Description	Action
No Action Import	No Action Import	No Action Import

#### Navigation Property Bindings

Path	Target
No Navigation Property Binding	No Navigation Property Binding

## Entity Types

Program

Property Name	Description	Property Type
programID	This is the unique ID of a program in SAP SuccessFactors Learning. Learning programs are bundles of learning events like formal learning items, links to videos, and documents. For example, you can create a program called Employee Onboarding. The program could bundle some required learning items that all employees must complete, a link to a welcome video, a link to onboarding forms, and so on. You can then assign the program (the bundle) to employees.	Edm.String
programType	Learning program types describe how the user goes about completing a program. SCHEDULE_BASED - A scheduled program has fixed start and end dates. Scheduled programs require that if instructor-led or blended activities are selected, you must add Scheduled Offerings to the program. DURATION_BASED - A duration-based program has a fixed time limit. The start/end dates and times are determined by when the program is assigned to the user. OPEN_ENDED - An open-ended program is self-paced with no time limitations.	Edm.String
programTitle	This is the title of a program. Titles help users understand why they are assigned or why they might assign themselves a program.	Edm.String
domainID	This is the security domain ID of the entity. You can associate a record with an access domain to control the administrators who can access the record. What an administrator can access and do for a record depends on how you configured the entity, function, and workflow domain restrictions of the role ID that is associated with the administrator.	Edm.String

Property Name	Description	Property Type
active	If the value is true then the user is active. If the value is false, then the user is inactive.	Edm.Boolean
assignmentTypeID	This is the assignment type of the entity, which is enumerated in SAP SuccessFactors Learning Administration, in the References section, in the Learning group.	Edm.String
duration	When you create a program that has a duration, this is the length of the program. For example, you can create a six week program. It applies only when the program is of type DURATION_BASED.	Edm.String
description	This is a description of the program. Descriptions help users understand why they are assigned or why they might assign themselves a program.	Edm.String
startDate	This is the start date of the program. It applies only when the program type is SCHEDULE_BASED. It is a fixed date assigned by the program's creator.	Edm.Int64
endDate	This is the end date of the program. It applies only when the program type is SCHEDULE_BASED. It is a fixed date assigned by the program's creator.	Edm.Int64
criteria		Namespace1_Alias.criteria
totalCount		Edm.Int64

#### Student

Property Name	Description	Property Type
sriteria		Namespace1_Alias.scriteria
studentID	This is the unique ID of a user in the Learning Management System (LMS). This is recognized within the LMS only. If you want an ID that is recognized throughout SAP SuccessFactors HCM Suite, you want to get the Person GUID or Person External ID.	Edm.String

Property Name	Description	Property Type
personGUID	This is an internally generated, immutable identifier for one person across all of SuccessFactors HCM Suite. This is different from an LMS user ID (often called STUDENT ID). The student ID is used only within the Learning Management System (LMS). It is also different from the PERSON ID, which is used throughout SAP SuccessFactors HCM Suite but is mutable. In most cases, you use the person ID when you want to call a single user throughout the suite.	Edm.String
personExternalID	This is a mutable identifier for one person across all of SuccessFactors HCM Suite. This is different from an LMS user ID (often called STUDENT ID). The student ID is used only within the Learning Management System (LMS). It is also different from the PERSON GUID, which is used throughout SAP SuccessFactors HCM Suite but is immutable. In most cases, you use the person ID when you want to call a single user throughout the suite.	Edm.String
empStatID	You can associate employees with a status that identifies their standing in the company (for example, full-time, on leave, or suspended).	Edm.String
empTypID	Users have an employee type, such as contractor, consultant, salaried, or part-time. You can use the employee type as an attribute to match users for an assignment profile or as search criteria when you execute a search (for example, you could run an Account Data report for users whose employee type is "full-time").	Edm.String
regularTempID	Companies use the regular temp ID to search and report on users in categories of their regular and temporary work. For example, a company might want to define several types of temporary workers.	Edm.String

Property Name	Description	Property Type
fulltime	Is the user a full time employee?	Edm.String
jobLocID	The unique ID of the user's physical location.	Edm.String
jobPosID	The unique job CODE of the user. This can be confusing because it is sometimes returned with POSITION in the parameter name.	Edm.String
domainID	This is the security domain ID of the entity. You can associate a record with an access domain to control the administrators who can access the record. What an administrator can access and do for a record depends on how you configured the entity, function, and workflow domain restrictions of the role ID that is associated with the administrator.	Edm.String
orgID	The unique ID of the organization that the entity belongs to. Organizations define a structure to your users, and users' organization controls how the system recognizes them. For example, you can reserve space for an organization in a course. Users belonging to the organization can occupy the reserved space.	Edm.String
compID	This is the company ID of the entity.	Edm.String
lastName	The family name of a user.	Edm.String
firstName	The given name of a user.,  null (can't find the key in the label properties. Original key is First_Name, the passed in locale is null)	Edm.String
middleName	The middle initial of a user.	Edm.String
notActive	notActive can be (Y or N) or (Yes or No). The value N and the value No mean that the user is active. The value Y and the value Yes mean that the user is inactive.	Edm.String
addr	The street address of a user.	Edm.String
city	The city of the user.	Edm.String

Property Name	Description	Property Type
state	The state or province of the user.	Edm.String
postal	The postal code of the user.	Edm.String
cntry	The country code of the user. Country codes are defined in the system.	Edm.String
superField	The user ID of the user's supervisor.	Edm.String
hireDate	The user's hire date. Hire date can be used to assign training. For example, a learning administrator might assign an onboarding program for all users hired after a given date.	Edm.Int64
termDate	The date that the user separated from the company. The termination date cannot be in the future and it cannot be before the hire date.	Edm.Int64
emailAddr	The user's email address.	Edm.String
hasAccess	Does the user have access to the Learning Management System (LMS)?	Edm.String
selfReg	Is the user self registered? Value can be Y for self registered or N for not self registered.	Edm.String
locked	Is the user locked out of the system?	Edm.String
regionID	Users, instructors, and training facilities are associated with regions. The system uses regions to find training close to users. For example, courses taking place in a facility that is in the same region as the user. Companies can also use region to inform some reports.	Edm.String
roleID	This is the security role ID of the user.	Edm.String
profileStatus	The status column from pa_stud_tp table, indicating if the student is an active employee. EXPIRED	Edm.String
accountID	The financial account ID.	Edm.String
posNumID	The position number ID.	Edm.String



Property Name	Description	Property Type
nativeDeeplinkUser	If set to N then the user receives deep links that work in an integrated SuccessFactors HCM Suite environment. If set to Y, then the user receives links that work in a native learning environment (SuccessFactors Learning only).	Edm.String
totalCount		Edm.Int64

#### Item

Property Name	Description	Property Type
icriteria		Namespace1_Alias.icriteria
itemID	This is the unique ID of a learning item.	Edm.String
itemTypeID	Item type IDs are a critical categorization in because they determine how users are marked complete for a learning item. One item type can have completion statuses of pass and fail while another might have completion statuses of pass, fail and incomplete.	Edm.String
revisionDate	This is the revision date of this entity. Learning items often have revision dates that correspond to a regulator's revision of compliance measures. Each later revision date is a later iteration of a learning item. The revision date is in Unix Epoch time.	Edm.Int64
itemTitle	This is the title of the learning item in the language of the current user (the user calling the web service). Titles can be translated using a key/value pair, where the key uniquely identifies a particular learning item's title and the values are each language's translation of the title. If you need the key that matches this value, and if the web service supports it, look in TitleLabelKey.	Edm.String

Property Name	Description	Property Type
classificationID	This is the unique ID of the classification for a learning item. It can be: It can be one of the following values: BLENDED, CONTINUOUS ONLINE ACCESS, EXTERNAL-COURSE, PHYSICAL GOOD, or TIME-BASED.	Edm.String
sourceID	The source is the developer of the learning item or the organization or regulatory body that requires it. You can create or modify source IDs in the administration environment, in References: Learning: Item Sources.	Edm.String
deliveryMethodID	This is the unique ID of a delivery method. A delivery method describes how a learning item will be delivered (for example, a book, PDF file, or online course). You can create or modify method IDs in the administration environment, in References: Learning: Delivery Methods	Edm.String
domainID	This is the security domain ID of the entity. You can associate a record with an access domain to control the administrators who can access the record. What an administrator can access and do for a record depends on how you configured the entity, function, and workflow domain restrictions of the role ID that is associated with the administrator.	Edm.String
active	sf.api.learning.members.Not_Active_Desc_Boolean	Edm.Boolean
totalCount		Edm.Int64

## Complex Types

criteria

Property Name	Description	Property Type
programID		Edm.String

Property Name	Description	Property Type
programIDOperator		Edm.String
programTypeIDs		Collection(Edm.String)
programTypeIDsOperator		Edm.String
programTitle		Edm.String
programTitleOperator		Edm.String
domainIDs		Collection(Edm.String)
domainIDsOperator		Edm.String
active		Edm.Boolean
activeOperator		Edm.String

scriteria

Property Name	Description	Property Type
learnerID	This is the unique ID of a user in the Learning Management System (LMS). This is recognized within the LMS only. If you want an ID that is recognized throughout SAP SuccessFactors HCM Suite, you want to get the Person GUID or Person External ID.	Edm.String
learnerIDOperator		Edm.String
personGUID	This is an internally generated, immutable identifier for one person across all of SuccessFactors HCM Suite. This is different from an LMS user ID (often called STUDENT ID). The student ID is used only within the Learning Management System (LMS). It is also different from the PERSON ID, which is used throughout SAP SuccessFactors HCM Suite but is mutable. In most cases, you use the person ID when you want to call a single user throughout the suite.	Edm.String
personGUIDOperator		Edm.String

Property Name	Description	Property Type
personExternalID	This is a mutable identifier for one person across all of SuccessFactors HCM Suite. This is different from an LMS user ID (often called STUDENT ID). The student ID is used only within the Learning Management System (LMS). It is also different from the PERSON GUID, which is used throughout SAP SuccessFactors HCM Suite but is immutable. In most cases, you use the person ID when you want to call a single user throughout the suite.	Edm.String
personExternalIDOperator		Edm.String
lastName	The family name of a user.	Edm.String
lastNameOperator		Edm.String
firstName	The given name of a user.	Edm.String
firstNameOperator		Edm.String
middleInit	The middle initial of a user.	Edm.String
middleInitOperator		Edm.String
isActive	If the value is true then the user is active. If the value is false, then the user is inactive.	Edm.Boolean
isActiveOperator		Edm.String
domainIDs	This is the security domain ID of the entity. You can associate a record with an access domain to control the administrators who can access the record. What an administrator can access and do for a record depends on how you configured the entity, function, and workflow domain restrictions of the role ID that is associated with the administrator.	Collection(Edm.String)
domainIDsOperator		Edm.String

Property Name	Description	Property Type
organizationIDs	The unique ID of the organization that the entity belongs to. Organizations define a structure to your users, and users' organization controls how the system recognizes them. For example, you can reserve space for an organization in a course. Users belonging to the organization can occupy the reserved space.	Collection(Edm.String)
organizationIDsOperator		Edm.String
jobPositionIDs	The unique job CODE of the user. This can be confusing because it is sometimes returned with POSITION in the parameter name.	Collection(Edm.String)
jobPositionIDsOperator		Edm.String
icriteria		
Property Name	Description	Property Type
itemID		Edm.String
itemIDOperator		Edm.String
itemTypeID		Collection(Edm.String)
itemTypeIDOperator		Edm.String
revisionDate		Edm.String
revisionDateOperator		Edm.String
itemTitle		Edm.String
itemTitleOperator		Edm.String
classificationIDs		Collection(Edm.String)
classificationIDsOperator		Edm.String
sourceIDs		Collection(Edm.String)
sourceIDsOperator		Edm.String
deliveryMethodIDs		Collection(Edm.String)
deliveryMethodIDsOperator		Edm.String
domainIDs		Collection(Edm.String)
domainIDsOperator		Edm.String
active		Edm.Boolean
activeOperator		Edm.String

## Actions

This `$metadata` does **not** contain actions.

### 9.8.1.11 user/userassignment-service/v1 Metadata

Assign and unassign `userPrograms` as a user or supervisor.

## Metadata Call

### Sample Code

```
GET /learning/odatav4/public/user/userassignment-service/v1/$metadata
```

### Headers

Header	Value
Authorization	Bearer oauth_token

## Containers

### Entity Sets

Name	Description	Type
UserPrograms		Namespace1_Alias.UserProgram

### Action Import

Name	Description	Action
No Action Import	No Action Import	No Action Import

### Navigation Property Bindings

Path	Target
No Navigation Property Binding	No Navigation Property Binding

## Entity Types

UserProgram

Property Name	Description	Property Type
primaryKey		Edm.String
userProgram	A program is a set of courses arranged in a syllabus. It can have defined progression, but it is less structured, and therefore easier to configure, than curricula.	Collection(Namespace1_Alias.UserProgram)

## Complex Types

UserProgram

Property Name	Description	Property Type
programID	This is the unique ID of a program in SAP SuccessFactors Learning. Learning programs are bundles of learning events like formal learning items, links to videos, and documents. For example, you can create a program called Employee Onboarding. The program could bundle some required learning items that all employees must complete, a link to a welcome video, a link to onboarding forms, and so on. You can then assign the program (the bundle) to employees.	Edm.String
programTypeID	Learning program types describe how the user goes about completing a program. SCHEDULE_BASED - A scheduled program has fixed start and end dates. Scheduled programs require that if instructor-led or blended activities are selected, you must add Scheduled Offerings to the program. DURATION_BASED - A duration-based program has a fixed time limit. The start/end dates and times are determined by when the program is assigned to the user. OPEN_ENDED - An open-ended program is self-paced with no time limitations.	Edm.String

Property Name	Description	Property Type
studentID	This is the unique ID of a user in the Learning Management System (LMS). This is recognized within the LMS only. If you want an ID that is recognized throughout SAP SuccessFactors HCM Suite, you want to get the Person GUID or Person External ID.	Edm.String
personGUID	This is an internally generated, immutable identifier for one person across all of SuccessFactors HCM Suite. This is different from an LMS user ID (often called STUDENT ID). The student ID is used only within the Learning Management System (LMS). It is also different from the PERSON ID, which is used throughout SAP SuccessFactors HCM Suite but is mutable. In most cases, you use the person ID when you want to call a single user throughout the suite.	Edm.String
assignmentTypeID	This is the assignment type of the entity, which is enumerated in SAP SuccessFactors Learning Administration, in the References section, in the Learning group.	Edm.String
assignmentDate	This is the assignment date of the curriculum.	Edm.Int64
errorMessage	This contains error messages.	Edm.String

## Actions

This \$metadata does **not** contain actions.



## 9.8.1.12 user/userassignment-service/v2 Metadata

Call for the learning item assignment metadata to see the entities for the userassignment-service (called as a user) to assign learning items and programs as a user or supervisor. This is v2 of this web service.

### Metadata Call

#### Sample Code

```
GET /learning/odatav4/public/user/userassignment-service/v2/$metadata
```

#### Headers

Header	Value
Authorization	Bearer oauth_token

### Containers

#### Entity Sets

Name	Description	Type
itemAssignments	This is a set of assignments that you want to make to users. Even when an entity is a collection (a wrapper for many entities), you must supply a primary key in both the GET URL and any body of the request (for example, in PUT or POST). This value is ignored in wrapper entities but it is required.	Namespace1_Alias.itemAssignment
removeItemAssignments	This is a set of assignments that you want to make to users. Even when an entity is a collection (a wrapper for many entities), you must supply a primary key in both the GET URL and any body of the request (for example, in PUT or POST). This value is ignored in wrapper entities but it is required.	Namespace1_Alias.removeItemAssignment

Name	Description	Type
UserCourses	This is a set of assignments that you want to make to users.,Even when an entity is a collection (a wrapper for many entities), you must supply a primary key in both the GET URL and any body of the request (for example, in PUT or POST). This value is ignored in wrapper entities but it is required.	Namespace1_Alias.UserCourse

#### Action Import

Name	Description	Action
AI_removeAssignment	This unassigns learning items from users.	Namespace1_Alias.removeAssignment

#### Navigation Property Bindings

Path	Target
No Navigation Property Binding	No Navigation Property Binding

## Entity Types

#### itemAssignment

Property Name	Description	Property Type
componentTypeID	Item type IDs are a critical categorization in because they determine how users are marked complete for a learning item. One item type can have completion statuses of pass and fail while another might have completion statuses of pass, fail and incomplete., Type	Edm.String
componentID	This is the unique ID of a learning item., ID	Edm.String

Property Name	Description	Property Type
revisionDate	This is the revision date of this entity. Learning items often have revision dates that correspond to a regulator's revision of compliance measures. Each later revision date is a later iteration of a learning item. The revision date is in Unix Epoch time.,  Revision Date	Edm.Int64
studentID	This is the unique ID of a user in the Learning Management System (LMS). This is recognized within the LMS only. If you want an ID that is recognized throughout SAP SuccessFactors HCM Suite, you want to get the Person GUID or Person External ID.,  User ID	Edm.String
personGUID	null	Edm.String
title	null,  Title	Edm.String
recordType	null,  Record Type	Edm.String
assignmentTypeDesc	Assignment Type	Edm.String
componentTypeDescription	Type	Edm.String
revisionDateTimeOffset	Revision Date	Edm.DateTimeOffset
recordID	ID	Edm.String

#### removeItemAssignment

Property Name	Description	Property Type
componentTypeID	Item type IDs are a critical categorization in because they determine how users are marked complete for a learning item. One item type can have completion statuses of pass and fail while another might have completion statuses of pass, fail and incomplete.	Edm.String
componentID	This is the unique ID of a learning item.	Edm.String

Property Name	Description	Property Type
revisionDate	This is the revision date of this entity. Learning items often have revision dates that correspond to a regulator's revision of compliance measures. Each later revision date is a later iteration of a learning item. The revision date is in Unix Epoch time.	Edm.Int64
studentID	This is the unique ID of a user in the Learning Management System (LMS). This is recognized within the LMS only. If you want an ID that is recognized throughout SAP SuccessFactors HCM Suite, you want to get the Person GUID or Person External ID.	Edm.String
personGUID	null	Edm.String

#### UserCourse

Property Name	Description	Property Type
primaryKey	Even when an entity is a collection (a wrapper for many entities), you must supply a primary key in both the GET URL and any body of the request (for example, in PUT or POST). This value is ignored in wrapper entities but it is required.	Edm.String
userCourse	This is one learning assignment made to one Learning Management System (LMS) user.	Collection(Namespace1_Alias.UserCourse)

## Complex Types

UserCourse

Property Name	Description	Property Type
<code>componentTypeID</code>	Item type IDs are a critical categorization in because they determine how users are marked complete for a learning item. One item type can have completion statuses of pass and fail while another might have completion statuses of pass, fail and incomplete.	<code>Edm.String</code>
<code>componentID</code>	This is the unique ID of a learning item.	<code>Edm.String</code>
<code>revisionDate</code>	This is the revision date of this entity. Learning items often have revision dates that correspond to a regulator's revision of compliance measures. Each later revision date is a later iteration of a learning item. The revision date is in Unix Epoch time.	<code>Edm.Int64</code>
<code>studentID</code>	This is the unique ID of a user in the Learning Management System (LMS). This is recognized within the LMS only. If you want an ID that is recognized throughout SAP SuccessFactors HCM Suite, you want to get the Person GUID or Person External ID.	<code>Edm.String</code>
<code>personGUID</code>	This is an internally generated, immutable identifier for one person across all of SuccessFactors HCM Suite. This is different from an LMS user ID (often called STUDENT ID). The student ID is used only within the Learning Management System (LMS). It is also different from the PERSON ID, which is used throughout SAP SuccessFactors HCM Suite but is mutable. In most cases, you use the person ID when you want to call a single user throughout the suite.	<code>Edm.String</code>
<code>assignmentType</code>	This is the assignment type of the entity, which is enumerated in SAP SuccessFactors Learning Administration, in the References section, in the Learning group.	<code>Edm.String</code>

Property Name	Description	Property Type
assignmentDate	This is the assignment date of the curriculum.	Edm.Int64
requiredDate	The date that this is required to be complete. Users see this date as their deadline in their assignments.	Edm.Int64
errorMessage	This contains error messages.	Edm.String

## Action: removeAssignment

This unassigns learning items from users.

For the action `removeAssignment`, `IsBound` is `false`

Return Type: `Collection(Namespace1_Alias.itemAssignment)`

Parameters of `removeAssignment`

Parameter Name	Description	Parameter Type
componentID	This is the unique ID of a learning item.	Edm.String
componentTypeID	Item type IDs are a critical categorization in because they determine how users are marked complete for a learning item. One item type can have completion statuses of pass and fail while another might have completion statuses of pass, fail and incomplete.	Edm.String
revisionDate	<code>sf.api.learning.members.Revision_Date</code>	Edm.Int64
studentID	This is the unique ID of a user in the Learning Management System (LMS). This is recognized within the LMS only. If you want an ID that is recognized throughout SAP SuccessFactors HCM Suite, you want to get the Person GUID or Person External ID.	Edm.String

## 9.8.1.13 user/userlearning-service/v1 Metadata

This service interacts with users' learning history: the courses that they have taken and were posted for record-keeping. Each user has a learning history.

### Metadata Call

#### Sample Code

```
GET /learning/odatav4/public/user/userlearning-service/v1/$metadata
```

#### Headers

Header	Value
Authorization	Bearer oauth_token

### Containers

#### Entity Sets

Name	Description	Type
LearningHistories		Namespace1_Alias.LearningHistories
learninghistorys		Namespace1_Alias.learninghistory

#### Action Import

Name	Description	Action
No Action Import	No Action Import	No Action Import

#### Navigation Property Bindings

Path	Target
No Navigation Property Binding	No Navigation Property Binding

## Entity Types

LearningHistories

Property Name	Description	Property Type
<code>componentTypeID</code>	<p>Item type IDs are a critical categorization in because they determine how users are marked complete for a learning item. One item type can have completion statuses of pass and fail while another might have completion statuses of pass, fail and incomplete.,</p> <p>Type</p>	<code>Edm.String</code>
<code>componentID</code>	<p>This is the unique ID of a learning item.,</p> <p>ID</p>	<code>Edm.String</code>
<code>revisionDate</code>	<p>This is the revision date of this entity. Learning items often have revision dates that correspond to a regulator's revision of compliance measures. Each later revision date is a later iteration of a learning item. The revision date is in Unix Epoch time.,</p> <p>Revision Date</p>	<code>Edm.Int64</code>
<code>title</code>	<p>This is the title of the learning item in the language of the current user (the user calling the web service). Titles can be translated using a key/value pair, where the key uniquely identifies a particular learning item's title and the values are each language's translation of the title. If you need the key that matches this value, and if the web service supports it, look in <code>TitleLabelKey</code>.,</p> <p>Title</p>	<code>Edm.String</code>
<code>revisionNumber</code>	<p>This is the revision number of this entity. Each revision date has a revision number. Users sometimes know the revision number of training instead of the revision date. For example, they might know that they want revision 2 of a training, regardless of the date that it was revised.</p>	<code>Edm.String</code>



Property Name	Description	Property Type
completionStatusID	This is the task checklist completion status ID. It is the completion status that the user is assigned if they pass the task checklist.	Edm.String
provideCredit	If this value is true, then the course provided credit to the user. Your organization defines what credit means.	Edm.Boolean
studentComponentID	This string is used to identify the content assigned to a user and is used to generate the review content link for the completed learning item in the users' learning history.	Edm.Int64
instructorName	This is the name of the instructor who taught the course.	Edm.String
grade	This is the grade that the user earned for completing the course. Grades are defined by your company. They can be numeric (1-10) or codes (Like A-F or Pass/Fail/Incomplete).  Grade	Edm.String
totalHours	This is the total hours that a user earns for completing a course.  Total Hours	Edm.Double
creditHours	Credit hours are the number of hours that a user earns for completing a learning event. For example, in many U.S. colleges, students attend a single class for 15 weeks, 3 days each week, and 1 hour each day. In this case, the total hours equals 45; however, the college grants 3 CREDIT HOURS for this class. The hours can be inherited from the learning event (the course) or they can be specified when a user, supervisor, or administrator records completion with the Record Learning wizard.  Credit Hours	Edm.Double

Property Name	Description	Property Type
contactHours	<p>Contact hours are the total number of hours that you expect a user to have contact with an instructor. For example, if you set up a blended learning item that has 8 total hours and, for 6 of those hours, you expect the user to be in an instructor-led segment, then the contact hours equals 6. The hours can be inherited from the learning event (the course) or they can be specified when a user, supervisor, or administrator records completion with the Record Learning wizard.</p> <p>Contact Hours</p>	Edm.Double
cpeHours	<p>CPE is an abbreviation for "Continuing Professional Education" and refers to learning activities that users perform to maintain and expand the skills that their profession demands. Therefore, CPE hours are very much like credit hours, but the accumulation of CPE hours often leads to a professional certification. The hours can be inherited from the learning event (the course) or they can be specified when a user, supervisor, or administrator records completion with the Record Learning wizard.</p> <p>CPE Hours</p>	Edm.Double
comments	<p>This is comments about the learning event.</p> <p>Comments</p>	Edm.String
esigUsername	<p>This is the e-signature user name entered by the user recording the learning event. E-signatures are a way for validated customers to verify users' identities. If you are not a validated customer, then this does not apply to you.</p>	Edm.String
lastUpdateTimestamp	<p>This is the last time that the history record was updated. This is in Unix Epoch time.</p>	Edm.Int64

Property Name	Description	Property Type
esigMeaningCode	This is the e-signature meaning code entered by the user recording the learning event. E-signatures are a way for validated customers to verify users' identities. If you are not a validated customer, then this does not apply to you.	Edm.String
scheduleID	This is the unique ID of the scheduled offering that the user completed. A scheduled offering is a course that took place at one place and time. For example, you can have one course called Business Writing that is offered every month. Each month is a different instance of Business Writing, and therefore a different scheduled offering of the course.,  Scheduled Offering ID	Edm.Int64
componentKey	This is the unique key for the item. It is used in some parts of application such as bookmarking where we need to save multiple entities' primary keys. It must be a long number.	Edm.String
reviewContentAllowed	If the value of this is true, then the user can go back and review the content of the course.	Edm.Boolean
rating	This is the users' rating of the course from the course catalog.	Edm.Double
seqNum	This is a unique ID for each student item rating. You cannot use it.	Edm.String
enableRating	If you enable rating for a learning item, then this is true. If it is true, then when user complete the learning item, they can rate it. This rating is the stars rating that appears in the catalog to other users. If you were building a client that allows ratings, you would check this for a true value before allowing a user to rate completed learning items.	Edm.Boolean
formattedRevisionDate	This is the revision date formatted to the current users' preferences. Use it to display the format date.	Edm.String

Property Name	Description	Property Type
completionDate	This is the completion date in Unix Epoch time. A completion date is the date that the user completed the learning item.,  Completion Date	Edm.Int64
status	This is the task checklist completion status ID. It is the completion status that the user is assigned if they pass the task checklist.,For external events, this value is null.	Edm.String
ratingDate	This is the date that the user rated the learning item, in Unix Epoch time. If the user has not yet rated the learning item or if the user is not allowed to rate the learning item (enableRating is false) then this is null.	Edm.Int64
ratingPending	If the value of this is true, then the user has not rated the learning item.	Edm.Boolean
lastCompletionDate	This is the last date that the user completed the learning item. It is stored in the user rating table.	Edm.Int64
certificateLink	This is a link to the certificate of completion report. User can click this link to see their certificate of completion and print it. This user must have permission to print the certificate of completion. Most customers give their users permission to print certificates of completion.	Edm.String
onlineContentLink	This is a link to the online content so that users can review the content if they are allowed to review it.	Edm.String
criteria	A learning history is the list of completed learning by a user.	Namespace1_Alias.criteria
completionStatusDesc	Completion Status	Edm.String
revisionDateTimeOffset	Revision Date	Edm.DateTimeOffset
completionDateTimeOffset	Completion Date	Edm.DateTimeOffset

Property Name	Description	Property Type
userLearningHistoryContentObjects	This has Content Object Information, Content Object(s)	Collection(Namespace1_Alias.UserLearningHistoryContentObjects)
userCompetencyAssessments	This has Competency Assessment Information, Competency Assessment Data	Collection(Namespace1_Alias.userCompetencyAssessments)
recordID	ID	Edm.String

#### learninghistory

Property Name	Description	Property Type
componentTypeID	Item type IDs are a critical categorization in because they determine how users are marked complete for a learning item. One item type can have completion statuses of pass and fail while another might have completion statuses of pass, fail and incomplete., Type	Edm.String
componentID	This is the unique ID of a learning item., ID	Edm.String
revisionDate	This is the revision date of this entity. Learning items often have revision dates that correspond to a regulator's revision of compliance measures. Each later revision date is a later iteration of a learning item. The revision date is in Unix Epoch time., Revision Date	Edm.Int64
title	This is the title of the learning item in the language of the current user (the user calling the web service). Titles can be translated using a key/value pair, where the key uniquely identifies a particular learning item's title and the values are each language's translation of the title. If you need the key that matches this value, and if the web service supports it, look in TitleLabelKey., Title	Edm.String

Property Name	Description	Property Type
revisionNumber	This is the revision number of this entity. Each revision date has a revision number. Users sometimes know the revision number of training instead of the revision date. For example, they might know that they want revision 2 of a training, regardless of the date that it was revised.	Edm.String
completionStatusID	This is the task checklist completion status ID. It is the completion status that the user is assigned if they pass the task checklist.	Edm.String
provideCredit	If this value is true, then the course provided credit to the user. Your organization defines what credit means.	Edm.Boolean
studentComponentID	This string is used to identify the content assigned to a user and is used to generate the review content link for the completed learning item in the users' learning history.	Edm.Int64
instructorName	This is the name of the instructor who taught the course.	Edm.String
grade	This is the grade that the user earned for completing the course. Grades are defined by your company. They can be numeric (1-10) or codes (Like A-F or Pass/Fail/Incomplete).  Grade	Edm.String
totalHours	This is the total hours that a user earns for completing a course.  Total Hours	Edm.Double

Property Name	Description	Property Type
creditHours	<p>Credit hours are the number of hours that a user earns for completing a learning event. For example, in many U.S. colleges, students attend a single class for 15 weeks, 3 days each week, and 1 hour each day. In this case, the total hours equals 45; however, the college grants 3 CREDIT HOURS for this class. The hours can be inherited from the learning event (the course) or they can be specified when a user, supervisor, or administrator records completion with the Record Learning wizard.</p> <p>Credit Hours</p>	Edm.Double
contactHours	<p>Contact hours are the total number of hours that you expect a user to have contact with an instructor. For example, if you set up a blended learning item that has 8 total hours and, for 6 of those hours, you expect the user to be in an instructor-led segment, then the contact hours equals 6. The hours can be inherited from the learning event (the course) or they can be specified when a user, supervisor, or administrator records completion with the Record Learning wizard.</p> <p>Contact Hours</p>	Edm.Double
cpeHours	<p>CPE is an abbreviation for "Continuing Professional Education" and refers to learning activities that users perform to maintain and expand the skills that their profession demands. Therefore, CPE hours are very much like credit hours, but the accumulation of CPE hours often leads to a professional certification. The hours can be inherited from the learning event (the course) or they can be specified when a user, supervisor, or administrator records completion with the Record Learning wizard.</p> <p>CPE Hours</p>	Edm.Double

Property Name	Description	Property Type
comments	This is comments about the learning event.,  Comments	Edm.String
esigUsername	This is the e-signature user name entered by the user recording the learning event. E-signatures are a way for validated customers to verify users' identities. If you are not a validated customer, then this does not apply to you.	Edm.String
lastUpdateTimestamp	This is the last time that the history record was updated. This is in Unix Epoch time.	Edm.Int64
esigMeaningCode	This is the e-signature meaning code entered by the user recording the learning event. E-signatures are a way for validated customers to verify users' identities. If you are not a validated customer, then this does not apply to you.	Edm.String
scheduleID	This is the unique ID of the scheduled offering that the user completed. A scheduled offering is a course that took place at one place and time. For example, you can have one course called Business Writing that is offered every month. Each month is a different instance of Business Writing, and therefore a different scheduled offering of the course.,  Scheduled Offering ID	Edm.Int64
componentKey	This is the unique key for the item. It is used in some parts of application such as bookmarking where we need to save multiple entities' primary keys. It must be a long number.	Edm.String
reviewContentAllowed	If the value of this is true, then the user can go back and review the content of the course.	Edm.Boolean
rating	This is the users' rating of the course from the course catalog.	Edm.Double



Property Name	Description	Property Type
seqNum	This is a unique ID for each student item rating. You cannot use it.	Edm.String
enableRating	If you enable rating for a learning item, then this is true. If it is true, then when user complete the learning item, they can rate it. This rating is the stars rating that appears in the catalog to other users. If you were building a client that allows ratings, you would check this for a true value before allowing a user to rate completed learning items.	Edm.Boolean
formattedRevisionDate	This is the revision date formatted to the current users' preferences. Use it to display the format date.	Edm.String
completionDate	This is the completion date in Unix Epoch time. A completion date is the date that the user completed the learning item., Completion Date	Edm.Int64
status	This is the task checklist completion status ID. It is the completion status that the user is assigned if they pass the task checklist.,For external events, this value is null.	Edm.String
ratingDate	This is the date that the user rated the learning item, in Unix Epoch time. If the user has not yet rated the learning item or if the user is not allowed to rate the learning item (enableRating is false) then this is null.	Edm.Int64
ratingPending	If the value of this is true, then the user has not rated the learning item.	Edm.Boolean
lastCompletionDate	This is the last date that the user completed the learning item. It is stored in the user rating table.	Edm.Int64

Property Name	Description	Property Type
certificateLink	This is a link to the certificate of completion report. User can click this link to see their certificate of completion and print it. This user must have permission to print the certificate of completion. Most customers give their users permission to print certificates of completion.	Edm.String
onlineContentLink	This is a link to the online content so that users can review the content if they are allowed to review it.	Edm.String
criteria	A learning history is the list of completed learning by a user.	Namespace1_Alias.criteria
completionStatusDesc	Completion Status	Edm.String
revisionDateTimeOffset	Revision Date	Edm.DateTimeOffset
completionDateTimeOffset	Completion Date	Edm.DateTimeOffset
userLearningHistoryContentObjects	This has Content Object Information, Content Object(s)	Collection(Namespace1_Alias.UserLearningHistoryContentObjects)
userCompetencyAssessments	This has Competency Assessment Information, Competency Assessment Data	Collection(Namespace1_Alias.userCompetencyAssessments)
recordID	ID	Edm.String

## Complex Types

criteria

Property Name	Description	Property Type
maxNumberToRetrieve	This is the maximum number of records to retrieve in the call.	Edm.Int32

Property Name	Description	Property Type
itemID	This is the unique ID of a learning item. A learning item is a unit of learning that you can track in the Learning Management System (LMS). You can think of this as a university course catalog: each course, like Introduction to Wave Physics is a learning item. Those learning items can be tracked to see who has completed Introduction to Wave Physics. And Introduction to Wave Physics can be offered at multiple times to fit different student schedules. Each of those instances is a scheduled offering. In most cases, a learning item is a course, either online or in a classroom, but you can also use learning items to track books that employees are required to read or Standard Operating Procedures (SOPs) that they are required to sign-off on and understand.	Edm.String
itemType	Item type IDs are a critical categorization in because they determine how users are marked complete for a learning item. One item type can have completion statuses of pass and fail while another might have completion statuses of pass, fail and incomplete.	Edm.String
targetUserID	This is the user whose learning history you want to retrieve.	Edm.String
personGUID	null	Edm.String
fromDate	The start date of the range that you want to retrieve learning history. This is in Unix Epoch time.	Edm.Int64
toDate	The end date of the range that you want to retrieve learning history. This is in Unix Epoch time.	Edm.Int64

Property Name	Description	Property Type
itemRevisionDate	This is the revision date of this entity. Learning items often have revision dates that correspond to a regulator's revision of compliance measures. Each later revision date is a later iteration of a learning item. The revision date is in Unix Epoch time.	Edm.Int64
includeDeepLink	If this value is true, then the search returns a deep link to the entities it returns.	Edm.Boolean

#### UserLearningHistoryContentObjects

Property Name	Description	Property Type
name	Name	Edm.String
score	Score	Edm.String

#### userCompetencyAssessments

Property Name	Description	Property Type
competencyID	Cpty ID	Edm.String
competencyDescription	Competency Description	Edm.String
masteryLevel	Mastery Level	Edm.Double
competencyAssessmentDateTimeOffset	Assessment Date	Edm.DateTimeOffset

## Actions

This \$metadata does **not** contain actions.

## 9.8.1.14 admin/user-service/v1 Metadata

This service interacts with users in the Learning Management System (LMS) for programs.

### Metadata Call

#### Sample Code

```
GET /learning/odatav4/public/admin/user-service/v1/$metadata
```

#### Headers

Header	Value
Authorization	Bearer oauth_token

### Containers

#### Entity Sets

Name	Description	Type
UserPrograms		Namespace1_Alias.UserProgram

#### Action Import

Name	Description	Action
No Action Import	No Action Import	No Action Import

#### Navigation Property Bindings

Path	Target
No Navigation Property Binding	No Navigation Property Binding

### Entity Types

#### UserProgram

Property Name	Description	Property Type
primaryKey		Edm.String

Property Name	Description	Property Type
userProgram	A program is a set of courses arranged in a syllabus. It can have defined progression, but it is less structured, and therefore easier to configure, than curricula.	Collection(Namespace1_Alias.UserProgram)

## Complex Types

UserProgram

Property Name	Description	Property Type
programID	This is the unique ID of a program in SAP SuccessFactors Learning. Learning programs are bundles of learning events like formal learning items, links to videos, and documents. For example, you can create a program called Employee Onboarding. The program could bundle some required learning items that all employees must complete, a link to a welcome video, a link to onboarding forms, and so on. You can then assign the program (the bundle) to employees.	Edm.String
programTypeID	Learning program types describe how the user goes about completing a program. SCHEDULE_BASED - A scheduled program has fixed start and end dates. Scheduled programs require that if instructor-led or blended activities are selected, you must add Scheduled Offerings to the program. DURATION_BASED - A duration-based program has a fixed time limit. The start/end dates and times are determined by when the program is assigned to the user. OPEN_ENDED - An open-ended program is self-paced with no time limitations.	Edm.String

Property Name	Description	Property Type
studentID	This is the unique ID of a user in the Learning Management System (LMS). This is recognized within the LMS only. If you want an ID that is recognized throughout SAP SuccessFactors HCM Suite, you want to get the Person GUID or Person External ID.	Edm.String
personGUID	This is an internally generated, immutable identifier for one person across all of SuccessFactors HCM Suite. This is different from an LMS user ID (often called STUDENT ID). The student ID is used only within the Learning Management System (LMS). It is also different from the PERSON ID, which is used throughout SAP SuccessFactors HCM Suite but is mutable. In most cases, you use the person ID when you want to call a single user throughout the suite.	Edm.String
assignmentTypeID	This is the assignment type of the entity, which is enumerated in SAP SuccessFactors Learning Administration, in the References section, in the Learning group.	Edm.String
assignmentDate	This is the assignment date of the curriculum.	Edm.Int64
errorMessage	This contains error messages.	Edm.String

## Actions

This \$metadata does **not** contain actions.

## 9.8.1.15 admin/user-service/v2 Metadata

Call for the learning item assignment metadata to see the entities for the `user-service` to assign learning items and programs as an administrator. This is v2 of this web service.

### Metadata Call

#### Sample Code

```
GET /learning/odatav4/public/admin/user-service/v2/$metadata
```

Headers

Header	Value
Authorization	Bearer oauth_token

### Containers

Entity Sets

Name	Description	Type
MergeUsers	This is a set of assignments that you want to make to users. Even when an entity is a collection (a wrapper for many entities), you must supply a primary key in both the GET URL and any body of the request (for example, in PUT or POST). This value is ignored in wrapper entities but it is required.	Namespace1_Alias.MergeUser
Users	This is a set of assignments that you want to make to users. Even when an entity is a collection (a wrapper for many entities), you must supply a primary key in both the GET URL and any body of the request (for example, in PUT or POST). This value is ignored in wrapper entities but it is required.	Namespace1_Alias.User



Name	Description	Type
UserInfos	This is a set of assignments that you want to make to users. Even when an entity is a collection (a wrapper for many entities), you must supply a primary key in both the GET URL and any body of the request (for example, in PUT or POST). This value is ignored in wrapper entities but it is required.	Namespace1_Alias.UserInfo
itemAssignments	This is a set of assignments that you want to make to users. Even when an entity is a collection (a wrapper for many entities), you must supply a primary key in both the GET URL and any body of the request (for example, in PUT or POST). This value is ignored in wrapper entities but it is required.	Namespace1_Alias.itemAssignment
UserCourses	This is a set of assignments that you want to make to users. Even when an entity is a collection (a wrapper for many entities), you must supply a primary key in both the GET URL and any body of the request (for example, in PUT or POST). This value is ignored in wrapper entities but it is required.	Namespace1_Alias.UserCourse
removeItemAssignments	This is a set of assignments that you want to make to users. Even when an entity is a collection (a wrapper for many entities), you must supply a primary key in both the GET URL and any body of the request (for example, in PUT or POST). This value is ignored in wrapper entities but it is required.	Namespace1_Alias.removeItemAssignment
UserInformation	This is a set of assignments that you want to make to users. Even when an entity is a collection (a wrapper for many entities), you must supply a primary key in both the GET URL and any body of the request (for example, in PUT or POST). This value is ignored in wrapper entities but it is required.	Namespace1_Alias.UserInformation

Name	Description	Type
learninghistorys	This is a set of assignments that you want to make to users. Even when an entity is a collection (a wrapper for many entities), you must supply a primary key in both the GET URL and any body of the request (for example, in PUT or POST). This value is ignored in wrapper entities but it is required.	Namespace1_Alias.learninghistory

#### Action Import

Name	Description	Action
AI_mergeUser	This action import function replaces all the existing roles with the role IDs passed in the second parameter	Namespace1_Alias.mergeUser

#### Navigation Property Bindings

Path	Target
learningAssignment	itemAssignments
learninghistory	learninghistorys

## Entity Types

#### MergeUser

Property Name	Description	Property Type
fromPersonGUID	User to be deactivated in the merge	Edm.String
fromUserID	User to be deactivated in the merge	Edm.String
toPersonGUID	User to receive the Merge	Edm.String
toUserID	User to receive the Merge	Edm.String
mergeSuccess	Boolean that says if the operation returned Success or Failure	Edm.Boolean
attributes	Student Information	Collection(Edm.String)
learnigAssignments	Learning Items that are assigned to the Student	Collection(Edm.String)
learningHistories	Learning Items that the Student finished	Collection(Edm.String)

Property Name	Description	Property Type
competencies	Competencies of the Student	Collection(Edm.String)
assessments	Type of the Competencies Assessed to the Student	Collection(Edm.String)
registration	Enrollment in the Schedule Offering	Collection(Edm.String)
requests	Schedule Offering Requested	Collection(Edm.String)
orders	Purchase Orders of the Student	Collection(Edm.String)
messages		Collection(Namespace1_Alias.Messages)

#### User

Property Name	Description	Property Type
studentID	This is the unique ID of a user in the Learning Management System (LMS). This is recognized within the LMS only. If you want an ID that is recognized throughout SAP SuccessFactors HCM Suite, you want to get the Person GUID or Person External ID.,  User ID	Edm.String
firstName	The given name of a user.,  First Name	Edm.String
lastName	The family name of a user.,  Last Name	Edm.String
middleInitial	The middle initial of a user.,  MI	Edm.String
gender	This is the gender of the user: M (male) or F (female). The users' gender controls, for example, how the user is addressed in notifications.,  Gender	Edm.String
notActive	notActive can be (Y or N) or (Yes or No). The value N and the value No mean that the user is active. The value Y and the value Yes mean that the user is inactive.	Edm.String

Property Name	Description	Property Type
hasAccess	Does the user have access to the Learning Management System (LMS)?	Edm.String
employeeStatusID	You can associate employees with a status that identifies their standing in the company (for example, full-time, on leave, or suspended).  Employee Status	Edm.String
employeeTypeID	Users have an employee type, such as contractor, consultant, salaried, or part-time. You can use the employee type as an attribute to match users for an assignment profile or as search criteria when you execute a search (for example, you could run an Account Data report for users whose employee type is "full-time").  Employee Type	Edm.String
jobLocationID	The unique ID of the user's physical location.  Job Location	Edm.String
jobPositionID	The unique job CODE of the user. This can be confusing because it is sometimes returned with POSITION in the parameter name.  Job Code	Edm.String
jobTitle	Think of a user's job title as the title on a business card. Regardless of technical name of the job position, users typically know their jobs by more casual or more specific name.  Job Title	Edm.String

Property Name	Description	Property Type
domainID	<p>This is the security domain ID of the entity. You can associate a record with an access domain to control the administrators who can access the record. What an administrator can access and do for a record depends on how you configured the entity, function, and workflow domain restrictions of the role ID that is associated with the administrator.,</p> <p>Domain</p>	Edm.String
organizationID	<p>The unique ID of the organization that the entity belongs to. Organizations define a structure to your users, and users' organization controls how the system recognizes them. For example, you can reserve space for an organization in a course. Users belonging to the organization can occupy the reserved space.,</p> <p>Organization</p>	Edm.String
roleID	<p>This is the security role ID of the user.,</p> <p>Role</p>	Edm.String
address	<p>The street address of a user.,</p> <p>Address</p>	Edm.String
city	<p>The city of the user.,</p> <p>City</p>	Edm.String
state	<p>The state or province of the user.,</p> <p>State / Province</p>	Edm.String
postal	<p>The postal code of the user.,</p> <p>Postal Code</p>	Edm.String
country	<p>The country code of the user. Country codes are defined in the system.,</p> <p>Country</p>	Edm.String

Property Name	Description	Property Type
regionID	Users, instructors, and training facilities are associated with regions. The system uses regions to find training close to users. For example, courses taking place in a facility that is in the same region as the user. Companies can also use region to inform some reports.,  Region	Edm.String
emailAddress	The user's email address.,  Email Address	Edm.String
hireDate	The user's hire date. Hire date can be used to assign training. For example, a learning administrator might assign an onboarding program for all users hired after a given date.,  Hire Date	Edm.Int64
dobDate	The user's date of birth.,  Date of Birth	Edm.Int64
terminationDate	The date that the user separated from the company. The termination date cannot be in the future and it cannot be before the hire date.,  Termination Date	Edm.Int64
supervisorID	The user ID of the user's supervisor.,  Primary Supervisor	Edm.String
resumeLocation	The URI to the users' resume. This field was used for legacy Plateau Talent, so we recommend that you ignore it.,  Resume Location	Edm.String
comments	This are the comments provided by the user in the comments field for each section.	Edm.String
accountCode	The user's account code. If you do not use commerce features, you can ignore this parameter. The account code must exist in the system.	Edm.String

Property Name	Description	Property Type
hasAccessToOrgFinancialAccount	If true, then this user has access to use the organization's financial accounts.	Edm.Boolean
timeZone	The user's time zone. Time zone is part of the user's overall locale (currency, time zone, and locale ID). You cannot pass time zone by itself, you must pass it and also pass locale and currency.	Edm.String
locale	The locale ID of the user. Locales are enumerated in References > Geography > Locales. The locale must exist in the system.	Edm.String
altSuperID1	The first alternate supervisor of the user.	Edm.String
altSuperID2	The second alternate supervisor of the user.	Edm.String
altSuperID3	The third alternate supervisor of the user.	Edm.String
shoppingAccountType	Shopping account is used by commerce features. If you do not use commerce, this does not apply to you. The shopping account type can be INTERNAL or EXTERNAL.	Edm.String
enableShoppingAccount	Shopping account is used by commerce features. If you do not use commerce, this does not apply to you. This is a flag to enable the shopping account. Values can be Y or N. If Y, then the shopping account is enabled for the user.	Edm.String

Property Name	Description	Property Type
positionNumberID	This is the unique ID of the user's job position. Job positions are enumerated in Users > Positions. The position must exist in the system. In most cases, each position is an instance of a job code and each position is occupied by one user. For example, if your company has ten civil engineers and all ten civil engineers share a job code, then you create ten positions, each associated with the one "civil engineer" job code. Positions are critical to workforce planning and succession planning because they describe how many positions exist for a job code and how many are open. Because they are hierarchical, positions show a career path.	Edm.String
includeInGovtReporting	This applies to customers using Training Planner. If you are not using Training Planner, you can ignore it. If set to Y, the user is included in Training Planner reports that must be submitted to government authorities (for example a 2483 report). If set to N, the user is not included in Training Planner reports. If null, the value defaults to N. If this value is N or null, the following fields are automatically nullified. If you pass a value for them, the system ignores it: legalEntityID, employeeClassID, hourlyRate, hourlyRateCurrency.	Edm.String
legalEntityID	This is the legal entity ID used for Training Planner reporting. If provided legal entity ID does not exist the system creates it. Legal entity IDs are enumerated in References > Learning > 2483 Legal Entity.,  Reporting Legal Entity	Edm.String
employeeClassID	This is the employee class ID used for Training Planner reporting. The employee class ID must exist in the system. Employee class IDs are enumerated in References > Users > 2483 Employee Class.,  Employee Class	Edm.String



Property Name	Description	Property Type
hourlyRate	The hourly rate of the user for Training Planner reporting., Hourly Rate	Edm.Double
hourlyRateCurrency	The currency for the hourly rate of the user for Training Planner reporting. The currency must exist in the system., Hourly Rate Currency	Edm.String
regularTempID	Companies use the regular temp ID to search and report on users in categories of their regular and temporary work. For example, a company might want to define several types of temporary workers. The values are enumerated in References > Users > Regular Temp. The value must exist in the system., Regular/Temp	Edm.String
fulltime	If set to Y, then the user is full time. If set to N, then the user is not full time. Defaults to Y., Is Full-Time	Edm.String
nativeDeeplinkUser	null	Edm.String
studentPhones	This is a list of users' phone numbers. For example, this list could contain work, home, and mobile numbers. , Phone Numbers	Collection(Namespace1_Alias.StudentPhones)
customColumn	A custom column is a custom pick list (or a custom enumerated list). It is unique in SAP SuccessFactors to Learning. You cannot use them in other areas of the suite. To understand how they are used, consider a customer that needs to supply safety equipment for training. They might want to know a person's general clothing size, shoe size, and so on. SAP SuccessFactors Learning does not have a placeholder to store such information, so the customer could create a CLOTHING SIZE and SHOE SIZE custom column., Additional User Information	Collection(Namespace1_Alias.CustomColumn)

Property Name	Description	Property Type
assignProfileID	The assignment profile ID of the user., Assignment Profile	Edm.String
currencyID	The unique ID of the user's currency. The currency must exist in the system., Currency	Edm.String
removeAltSuperID1	If you send a user ID in this field, and if the user ID is an alternate supervisor of this user, the alternate supervisor is removed.	Edm.String
removeAltSuperID2	If you send a user ID in this field, and if the user ID is an alternate supervisor of this user, the alternate supervisor is removed.	Edm.String
removeAltSuperID3	If you send a user ID in this field, and if the user ID is an alternate supervisor of this user, the alternate supervisor is removed.	Edm.String
personGUID	This is an internally generated, immutable identifier for one person across all of SuccessFactors HCM Suite. This is different from an LMS user ID (often called STUDENT ID). The student ID is used only within the Learning Management System (LMS). It is also different from the PERSON ID, which is used throughout SAP SuccessFactors HCM Suite but is mutable. In most cases, you use the person ID when you want to call a single user throughout the suite.	Edm.String

Property Name	Description	Property Type
personExternalID	This is a mutable identifier for one person across all of SuccessFactors HCM Suite. This is different from an LMS user ID (often called STUDENT ID). The student ID is used only within the Learning Management System (LMS). It is also different from the PERSON GUID, which is used throughout SAP SuccessFactors HCM Suite but is immutable. In most cases, you use the person ID when you want to call a single user throughout the suite.  External ID	Edm.String
gamificationStudentID	The user ID as it applies to the gamification server.  Gamification User ID	Edm.String
createReferences	If true, then the API will have the ability to create user records with referenced entities that may not already exist in the LMS.	Edm.Boolean
genderDescription	Gender	Edm.String
hireDateTimeOffset	Hire Date	Edm.DateTimeOffset
terminationDateTimeOffset	Termination Date	Edm.DateTimeOffset
dobDateTimeOffset	Date of Birth	Edm.DateTimeOffset
disabilityClassificationDescription	Disability Classification	Edm.String
adjustedHourlyRate	Adjusted Hourly Rate	Edm.Double
adjustedHourlyRateCurrency	Adjusted Hourly Rate Currency	Edm.String
adjustedHourlyRateDisplay	Adjusted Hourly Rate	Edm.String
hourlyRateDisplay	Hourly Rate	Edm.String
jobPositionDescription	Job Code	Edm.String
jobGradeDescription	Job Grade	Edm.String
jobLocationDescription	Job Location	Edm.String
employmentTypeDescription	Employee Type	Edm.String

Property Name	Description	Property Type
employmentStatusDescription	Employee Status	Edm.String
regularTempDescription	Regular/Temp	Edm.String
fulltimeDescription	Is Full-Time	Edm.String
supervisorName	Supervisor	Edm.String
regionDescription	Region	Edm.String
organizationDescription	Organization	Edm.String
billingName	Billing Name	Edm.String
billingContactName	Billing Contact Name	Edm.String
billingAddress	Billing Address	Edm.String
billingAddress1	Billing Address Line 1	Edm.String
billingCity	Billing City	Edm.String
billingState	Billing State	Edm.String
billingPostal	Billing Postal	Edm.String
billingCountry	Billing Country	Edm.String
billingPhoneNumber	Billing Phone Number	Edm.String
billingFaxNumber	Billing Fax Number	Edm.String
billingEmailAddress	Billing Email Address	Edm.String
shippingName	Shipping Name	Edm.String
shippingContactName	Shipping Contact Name	Edm.String
shippingAddress	Shipping Address	Edm.String
shippingAddress1	Shipping Address Line 1	Edm.String
shippingCity	Shipping City	Edm.String
shippingState	State / Province	Edm.String
shippingPostal	Shipping Postal	Edm.String
shippingCountry	Shipping Country	Edm.String
shippingPhoneNumber	Shipping Phone Number	Edm.String

Property Name	Description	Property Type
shippingFaxNumber	Shipping Fax Number	Edm.String
shippingEmailAddress	Shipping Email Address	Edm.String
reportingLegalEntityDescription	Reporting Legal Entity	Edm.String
employeeClassDescription	Employee Class	Edm.String
userEmployments	This has User Employment Information, Employment Information	Collection(Namespace1_Alias.UserEmployments)
adminInformation	This has Admin Information, Admin Information	Namespace1_Alias.AdminInformation
instructorInformation	This has Instructor Information, Instructor Information	Namespace1_Alias.InstructorInformation
siteID	Site ID	Edm.String
validationWarningMsgs	null (can't find the key in the label properties. Original key is label.validationWarningMsgs, the passed in locale is null)	Collection(Edm.String)
totalCount		Edm.Int64

#### UserInfo

Property Name	Description	Property Type
primaryKey	Even when an entity is a collection (a wrapper for many entities), you must supply a primary key in both the GET URL and any body of the request (for example, in PUT or POST). This value is ignored in wrapper entities but it is required.	Edm.String
userInfo		Collection(Namespace1_Alias.UserInfo)

## itemAssignment

Property Name	Description	Property Type
componentTypeID	Item type IDs are a critical categorization in because they determine how users are marked complete for a learning item. One item type can have completion statuses of pass and fail while another might have completion statuses of pass, fail and incomplete.,  Type	Edm.String
componentID	This is the unique ID of a learning item.,  ID	Edm.String
revisionDate	This is the revision date of this entity. Learning items often have revision dates that correspond to a regulator's revision of compliance measures. Each later revision date is a later iteration of a learning item. The revision date is in Unix Epoch time.,  Revision Date	Edm.Int64
studentID	This is the unique ID of a user in the Learning Management System (LMS). This is recognized within the LMS only. If you want an ID that is recognized throughout SAP SuccessFactors HCM Suite, you want to get the Person GUID or Person External ID.,  User ID	Edm.String
personGUID	null	Edm.String
title	null,  Title	Edm.String
recordType	null,  Record Type	Edm.String
assignmentTypeDesc	Assignment Type	Edm.String
componentTypeDescription	Type	Edm.String
revisionDateTimeOffset	Revision Date	Edm.DateTimeOffset
recordID	ID	Edm.String

## UserCourse

Property Name	Description	Property Type
primaryKey	Even when an entity is a collection (a wrapper for many entities), you must supply a primary key in both the GET URL and any body of the request (for example, in PUT or POST). This value is ignored in wrapper entities but it is required.	Edm.String
userCourse	This is one learning assignment made to one Learning Management System (LMS) user.	Collection(Namespace1_Alias.UserCourse)

## removeItemAssignment

Property Name	Description	Property Type
componentTypeID	Item type IDs are a critical categorization in because they determine how users are marked complete for a learning item. One item type can have completion statuses of pass and fail while another might have completion statuses of pass, fail and incomplete.	Edm.String
componentID	This is the unique ID of a learning item.	Edm.String
revisionDate	This is the revision date of this entity. Learning items often have revision dates that correspond to a regulator's revision of compliance measures. Each later revision date is a later iteration of a learning item. The revision date is in Unix Epoch time.	Edm.Int64
studentID	This is the unique ID of a user in the Learning Management System (LMS). This is recognized within the LMS only. If you want an ID that is recognized throughout SAP SuccessFactors HCM Suite, you want to get the Person GUID or Person External ID.	Edm.String
personGUID	null	Edm.String

UserInformation

Property Name	Description	Property Type
userSearchCriteria		Namespace1_Alias.userSearchCriteria
studentID	This is the unique ID of a user in the Learning Management System (LMS). This is recognized within the LMS only. If you want an ID that is recognized throughout SAP SuccessFactors HCM Suite, you want to get the Person GUID or Person External ID.,  User ID	Edm.String
isFullTime	If set to true, then the user is full time. If set to false, then the user is not full time.,  Is Full-Time	Edm.Boolean
alternateSupervisor	This DTO holds Alternate Supervisor Information	Collection(Namespace1_Alias.AlternateSupervisor)
firstName	The given name of a user.,  First Name	Edm.String
lastName	The family name of a user.,  Last Name	Edm.String
middleInitial	The middle initial of a user.,  MI	Edm.String
gender	This is the gender of the user: M (male) or F (female). The users' gender controls, for example, how the user is addressed in notifications.,  Gender	Edm.String
notActive	notActive can be (Y or N) or (Yes or No). The value N and the value No mean that the user is active. The value Y and the value Yes mean that the user is inactive.	Edm.String
hasAccess	Does the user have access to the Learning Management System (LMS)?	Edm.String



Property Name	Description	Property Type
employeeStatusID	<p>You can associate employees with a status that identifies their standing in the company (for example, full-time, on leave, or suspended).,</p> <p>Employee Status</p>	Edm.String
employeeTypeID	<p>Users have an employee type, such as contractor, consultant, salaried, or part-time. You can use the employee type as an attribute to match users for an assignment profile or as search criteria when you execute a search (for example, you could run an Account Data report for users whose employee type is "full-time").,</p> <p>Employee Type</p>	Edm.String
jobLocationID	<p>The unique ID of the user's physical location.,</p> <p>Job Location</p>	Edm.String
jobPositionID	<p>The unique job CODE of the user. This can be confusing because it is sometimes returned with POSITION in the parameter name.,</p> <p>Job Code</p>	Edm.String
jobTitle	<p>Think of a user's job title as the title on a business card. Regardless of technical name of the job position, users typically know their jobs by more casual or more specific name.,</p> <p>Job Title</p>	Edm.String
domainID	<p>This is the security domain ID of the entity. You can associate a record with an access domain to control the administrators who can access the record. What an administrator can access and do for a record depends on how you configured the entity, function, and workflow domain restrictions of the role ID that is associated with the administrator.,</p> <p>Domain</p>	Edm.String

Property Name	Description	Property Type
organizationID	The unique ID of the organization that the entity belongs to. Organizations define a structure to your users, and users' organization controls how the system recognizes them. For example, you can reserve space for an organization in a course. Users belonging to the organization can occupy the reserved space.,  Organization	Edm.String
roleID	This is the security role ID of the user.,  Role	Edm.String
address	The street address of a user.,  Address	Edm.String
city	The city of the user.,  City	Edm.String
state	The state or province of the user.,  State / Province	Edm.String
postal	The postal code of the user.,  Postal Code	Edm.String
country	The country code of the user. Country codes are defined in the system.,  Country	Edm.String
regionID	Users, instructors, and training facilities are associated with regions. The system uses regions to find training close to users. For example, courses taking place in a facility that is in the same region as the user. Companies can also use region to inform some reports.,  Region	Edm.String
emailAddress	The user's email address.,  Email Address	Edm.String

Property Name	Description	Property Type
hireDate	The user's hire date. Hire date can be used to assign training. For example, a learning administrator might assign an onboarding program for all users hired after a given date.,  Hire Date	Edm.Int64
dobDate	The user's date of birth.,  Date of Birth	Edm.Int64
terminationDate	The date that the user separated from the company. The termination date cannot be in the future and it cannot be before the hire date.,  Termination Date	Edm.Int64
supervisorID	The user ID of the user's supervisor.,  Primary Supervisor	Edm.String
resumeLocation	The URI to the users' resume. This field was used for legacy Plateau Talent, so we recommend that you ignore it.,  Resume Location	Edm.String
comments	This are the comments provided by the user in the comments field for each section.	Edm.String
accountCode	The user's account code. If you do not use commerce features, you can ignore this parameter. The account code must exist in the system.	Edm.String
hasAccessToOrgFinancialAccount	If true, then this user has access to use the organization's financial accounts.	Edm.Boolean
timeZone	The user's time zone. Time zone is part of the user's overall locale (currency, time zone, and locale ID). You cannot pass time zone by itself, you must pass it and also pass locale and currency.	Edm.String
locale	The locale ID of the user. Locales are enumerated in References > Geography > Locales. The locale must exist in the system.	Edm.String

Property Name	Description	Property Type
altSuperID1	The first alternate supervisor of the user.	Edm.String
altSuperID2	The second alternate supervisor of the user.	Edm.String
altSuperID3	The third alternate supervisor of the user.	Edm.String
shoppingAccountType	Shopping account is used by commerce features. If you do not use commerce, this does not apply to you. The shopping account type can be INTERNAL or EXTERNAL.	Edm.String
enableShoppingAccount	Shopping account is used by commerce features. If you do not use commerce, this does not apply to you. This is a flag to enable the shopping account. Values can be Y or N. If Y, then the shopping account is enabled for the user.	Edm.String
positionNumberID	This is the unique ID of the user's job position. Job positions are enumerated in Users > Positions. The position must exist in the system. In most cases, each position is an instance of a job code and each position is occupied by one user. For example, if your company has ten civil engineers and all ten civil engineers share a job code, then you create ten positions, each associated with the one "civil engineer" job code. Positions are critical to workforce planning and succession planning because they describe how many positions exist for a job code and how many are open. Because they are hierarchical, positions show a career path.	Edm.String

Property Name	Description	Property Type
<code>includeInGovtReporting</code>	This applies to customers using Training Planner. If you are not using Training Planner, you can ignore it. If set to Y, the user is included in Training Planner reports that must be submitted to government authorities (for example a 2483 report). If set to N, the user is not included in Training Planner reports. If null, the value defaults to N. If this value is N or null, the following fields are automatically nullified. If you pass a value for them, the system ignores it: <code>legalEntityID</code> , <code>employeeClassID</code> , <code>hourlyRate</code> , <code>hourlyRateCurrency</code> .	<code>Edm.String</code>
<code>legalEntityID</code>	This is the legal entity ID used for Training Planner reporting. If provided legal entity ID does not exist the system creates it. Legal entity IDs are enumerated in References > Learning > 2483 Legal Entity.,  Reporting Legal Entity	<code>Edm.String</code>
<code>employeeClassID</code>	This is the employee class ID used for Training Planner reporting. The employee class ID must exist in the system. Employee class IDs are enumerated in References > Users > 2483 Employee Class.,  Employee Class	<code>Edm.String</code>
<code>hourlyRate</code>	The hourly rate of the user for Training Planner reporting.,  Hourly Rate	<code>Edm.Double</code>
<code>hourlyRateCurrency</code>	The currency for the hourly rate of the user for Training Planner reporting. The currency must exist in the system.,  Hourly Rate Currency	<code>Edm.String</code>

Property Name	Description	Property Type
regularTempID	<p>Companies use the regular temp ID to search and report on users in categories of their regular and temporary work. For example, a company might want to define several types of temporary workers. The values are enumerated in References &gt; Users &gt; Regular Temp. The value must exist in the system.,</p> <p>Regular/Temp</p>	Edm.String
fulltime	<p>If set to Y, then the user is full time. If set to N, then the user is not full time. Defaults to Y.,</p> <p>Is Full-Time</p>	Edm.String
nativeDeeplinkUser	<p>null</p>	Edm.String
studentPhones	<p>This is a list of users' phone numbers. For example, this list could contain work, home, and mobile numbers. ,</p> <p>Phone Numbers</p>	Collection(Namespace1_Alias.StudentPhones)
customColumn	<p>A custom column is a custom pick list (or a custom enumerated list). It is unique in SAP SuccessFactors to Learning. You cannot use them in other areas of the suite. To understand how they are used, consider a customer that needs to supply safety equipment for training. They might want to know a person's general clothing size, shoe size, and so on. SAP SuccessFactors Learning does not have a placeholder to store such information, so the customer could create a CLOTHING SIZE and SHOE SIZE custom column.,</p> <p>Additional User Information</p>	Collection(Namespace1_Alias.CustomColumn)
assignProfileID	<p>The assignment profile ID of the user.,</p> <p>Assignment Profile</p>	Edm.String
currencyID	<p>The unique ID of the user's currency. The currency must exist in the system.,</p> <p>Currency</p>	Edm.String

Property Name	Description	Property Type
removeAltSuperID1	If you send a user ID in this field, and if the user ID is an alternate supervisor of this user, the alternate supervisor is removed.	Edm.String
removeAltSuperID2	If you send a user ID in this field, and if the user ID is an alternate supervisor of this user, the alternate supervisor is removed.	Edm.String
removeAltSuperID3	If you send a user ID in this field, and if the user ID is an alternate supervisor of this user, the alternate supervisor is removed.	Edm.String
personGUID	This is an internally generated, immutable identifier for one person across all of SuccessFactors HCM Suite. This is different from an LMS user ID (often called STUDENT ID). The student ID is used only within the Learning Management System (LMS). It is also different from the PERSON ID, which is used throughout SAP SuccessFactors HCM Suite but is mutable. In most cases, you use the person ID when you want to call a single user throughout the suite.	Edm.String
personExternalID	This is a mutable identifier for one person across all of SuccessFactors HCM Suite. This is different from an LMS user ID (often called STUDENT ID). The student ID is used only within the Learning Management System (LMS). It is also different from the PERSON GUID, which is used throughout SAP SuccessFactors HCM Suite but is immutable. In most cases, you use the person ID when you want to call a single user throughout the suite.,  External ID	Edm.String
gamificationStudentID	The user ID as it applies to the gamification server.,  Gamification User ID	Edm.String

Property Name	Description	Property Type
createReferences	If true, then the API will have the ability to create user records with referenced entities that may not already exist in the LMS.	Edm.Boolean
genderDescription	Gender	Edm.String
hireDateTimeOffset	Hire Date	Edm.DateTimeOffset
terminationDateTimeOffset	Termination Date	Edm.DateTimeOffset
dobDateTimeOffset	Date of Birth	Edm.DateTimeOffset
disabilityClassificationDescription	Disability Classification	Edm.String
adjustedHourlyRate	Adjusted Hourly Rate	Edm.Double
adjustedHourlyRateCurrency	Adjusted Hourly Rate Currency	Edm.String
adjustedHourlyRateDisplay	Adjusted Hourly Rate	Edm.String
hourlyRateDisplay	Hourly Rate	Edm.String
jobPositionDescription	Job Code	Edm.String
jobGradeDescription	Job Grade	Edm.String
jobLocationDescription	Job Location	Edm.String
employmentTypeDescription	Employee Type	Edm.String
employmentStatusDescription	Employee Status	Edm.String
regularTempDescription	Regular/Temp	Edm.String
fulltimeDescription	Is Full-Time	Edm.String
supervisorName	Supervisor	Edm.String
regionDescription	Region	Edm.String
organizationDescription	Organization	Edm.String
billingName	Billing Name	Edm.String
billingContactName	Billing Contact Name	Edm.String
billingAddress	Billing Address	Edm.String
billingAddress1	Billing Address Line 1	Edm.String



Property Name	Description	Property Type
billingCity	Billing City	Edm.String
billingState	Billing State	Edm.String
billingPostal	Billing Postal	Edm.String
billingCountry	Billing Country	Edm.String
billingPhoneNumber	Billing Phone Number	Edm.String
billingFaxNumber	Billing Fax Number	Edm.String
billingEmailAddress	Billing Email Address	Edm.String
shippingName	Shipping Name	Edm.String
shippingContactName	Shipping Contact Name	Edm.String
shippingAddress	Shipping Address	Edm.String
shippingAddress1	Shipping Address Line 1	Edm.String
shippingCity	Shipping City	Edm.String
shippingState	State / Province	Edm.String
shippingPostal	Shipping Postal	Edm.String
shippingCountry	Shipping Country	Edm.String
shippingPhoneNumber	Shipping Phone Number	Edm.String
shippingFaxNumber	Shipping Fax Number	Edm.String
shippingEmailAddress	Shipping Email Address	Edm.String
reportingLegalEntityDescription	Reporting Legal Entity	Edm.String
employeeClassDescription	Employee Class	Edm.String
userEmployments	This has User Employment Information, Employment Information	Collection(Namespace1_Alias.UserEmployments)
adminInformation	This has Admin Information, Admin Information	Namespace1_Alias.AdminInformation
instructorInformation	This has Instructor Information, Instructor Information	Namespace1_Alias.InstructorInformation

Property Name	Description	Property Type
siteID	Site ID	Edm.String
validationWarningMsgs	null (can't find the key in the label properties. Original key is label.validationWarningMsgs, the passed in locale is null)	Collection (Edm.String)
totalCount		Edm.Int64

learninghistory

Property Name	Description	Property Type
componentTypeID	Item type IDs are a critical categorization in because they determine how users are marked complete for a learning item. One item type can have completion statuses of pass and fail while another might have completion statuses of pass, fail and incomplete., Type	Edm.String
componentID	This is the unique ID of a learning item., ID	Edm.String
revisionDate	This is the revision date of this entity. Learning items often have revision dates that correspond to a regulator's revision of compliance measures. Each later revision date is a later iteration of a learning item. The revision date is in Unix Epoch time., Revision Date	Edm.Int64
title	This is the title of the learning item in the language of the current user (the user calling the web service). Titles can be translated using a key/value pair, where the key uniquely identifies a particular learning item's title and the values are each language's translation of the title. If you need the key that matches this value, and if the web service supports it, look in TitleLabelKey., Title	Edm.String

Property Name	Description	Property Type
revisionNumber	This is the revision number of this entity. Each revision date has a revision number. Users sometimes know the revision number of training instead of the revision date. For example, they might know that they want revision 2 of a training, regardless of the date that it was revised.	Edm.String
completionStatusID	This is the task checklist completion status ID. It is the completion status that the user is assigned if they pass the task checklist.	Edm.String
provideCredit	If this value is true, then the course provided credit to the user. Your organization defines what credit means.	Edm.Boolean
studentComponentID	This string is used to identify the content assigned to a user and is used to generate the review content link for the completed learning item in the users' learning history.	Edm.Int64
instructorName	This is the name of the instructor who taught the course.	Edm.String
grade	This is the grade that the user earned for completing the course. Grades are defined by your company. They can be numeric (1-10) or codes (Like A-F or Pass/Fail/Incomplete).  Grade	Edm.String
totalHours	This is the total hours that a user earns for completing a course.  Total Hours	Edm.Double

Property Name	Description	Property Type
creditHours	<p>Credit hours are the number of hours that a user earns for completing a learning event. For example, in many U.S. colleges, students attend a single class for 15 weeks, 3 days each week, and 1 hour each day. In this case, the total hours equals 45; however, the college grants 3 CREDIT HOURS for this class. The hours can be inherited from the learning event (the course) or they can be specified when a user, supervisor, or administrator records completion with the Record Learning wizard.</p> <p>Credit Hours</p>	Edm.Double
contactHours	<p>Contact hours are the total number of hours that you expect a user to have contact with an instructor. For example, if you set up a blended learning item that has 8 total hours and, for 6 of those hours, you expect the user to be in an instructor-led segment, then the contact hours equals 6. The hours can be inherited from the learning event (the course) or they can be specified when a user, supervisor, or administrator records completion with the Record Learning wizard.</p> <p>Contact Hours</p>	Edm.Double
cpeHours	<p>CPE is an abbreviation for "Continuing Professional Education" and refers to learning activities that users perform to maintain and expand the skills that their profession demands. Therefore, CPE hours are very much like credit hours, but the accumulation of CPE hours often leads to a professional certification. The hours can be inherited from the learning event (the course) or they can be specified when a user, supervisor, or administrator records completion with the Record Learning wizard.</p> <p>CPE Hours</p>	Edm.Double

Property Name	Description	Property Type
comments	This is comments about the learning event., Comments	Edm.String
esigUsername	This is the e-signature user name entered by the user recording the learning event. E-signatures are a way for validated customers to verify users' identities. If you are not a validated customer, then this does not apply to you.	Edm.String
lastUpdateTimestamp	This is the last time that the history record was updated. This is in Unix Epoch time.	Edm.Int64
esigMeaningCode	This is the e-signature meaning code entered by the user recording the learning event. E-signatures are a way for validated customers to verify users' identities. If you are not a validated customer, then this does not apply to you.	Edm.String
scheduleID	This is the unique ID of the scheduled offering that the user completed. A scheduled offering is a course that took place at one place and time. For example, you can have one course called Business Writing that is offered every month. Each month is a different instance of Business Writing, and therefore a different scheduled offering of the course., Scheduled Offering ID	Edm.Int64
componentKey	This is the unique key for the item. It is used in some parts of application such as bookmarking where we need to save multiple entities' primary keys. It must be a long number.	Edm.String
reviewContentAllowed	If the value of this is true, then the user can go back and review the content of the course.	Edm.Boolean
rating	This is the users' rating of the course from the course catalog.	Edm.Double

Property Name	Description	Property Type
seqNum	This is a unique ID for each student item rating. You cannot use it.	Edm.String
enableRating	If you enable rating for a learning item, then this is true. If it is true, then when user complete the learning item, they can rate it. This rating is the stars rating that appears in the catalog to other users. If you were building a client that allows ratings, you would check this for a true value before allowing a user to rate completed learning items.	Edm.Boolean
formattedRevisionDate	This is the revision date formatted to the current users' preferences. Use it to display the format date.	Edm.String
completionDate	This is the completion date in Unix Epoch time. A completion date is the date that the user completed the learning item., Completion Date	Edm.Int64
status	This is the task checklist completion status ID. It is the completion status that the user is assigned if they pass the task checklist.,For external events, this value is null.	Edm.String
ratingDate	This is the date that the user rated the learning item, in Unix Epoch time. If the user has not yet rated the learning item or if the user is not allowed to rate the learning item (enableRating is false) then this is null.	Edm.Int64
ratingPending	If the value of this is true, then the user has not rated the learning item.	Edm.Boolean
lastCompletionDate	This is the last date that the user completed the learning item. It is stored in the user rating table.	Edm.Int64

Property Name	Description	Property Type
certificateLink	This is a link to the certificate of completion report. User can click this link to see their certificate of completion and print it. This user must have permission to print the certificate of completion. Most customers give their users permission to print certificates of completion.	Edm.String
onlineContentLink	This is a link to the online content so that users can review the content if they are allowed to review it.	Edm.String
criteria	A learning history is the list of completed learning by a user.	Namespace1_Alias.criteria
completionStatusDesc	Completion Status	Edm.String
revisionDateTimeOffset	Revision Date	Edm.DateTimeOffset
completionDateTimeOffset	Completion Date	Edm.DateTimeOffset
userLearningHistoryContentObjects	This has Content Object Information, Content Object(s)	Collection(Namespace1_Alias.UserLearningHistoryContentObjects)
userCompetencyAssessments	This has Competency Assessment Information, Competency Assessment Data	Collection(Namespace1_Alias.userCompetencyAssessments)
recordID	ID	Edm.String

## Complex Types

### Messages

Property Name	Description	Property Type
code	Code received from the merge	Edm.String
message	Message of the code received	Edm.String

## UserInfo

Property Name	Description	Property Type
studentID	This is the unique ID of a user in the Learning Management System (LMS). This is recognized within the LMS only. If you want an ID that is recognized throughout SAP SuccessFactors HCM Suite, you want to get the Person GUID or Person External ID.	Edm.String
personIdExternal	null	Edm.String
personGUID	null	Edm.String
alternateSupervisorIds	An alternate Learning supervisor is someone other than the supervisor who can assign learning or manage learning for the user.	Collection(Edm.String)
errorMessage	This contains any error messages.	Edm.String

## StudentPhones

Property Name	Description	Property Type
phoneNumber	A telephone number., Telephone Number	Edm.String
phoneDescription	A description of a phone number., Template Description	Edm.String
phoneDisplay		Edm.String
__hashCodeCalc		Edm.Boolean

## CustomColumn

Property Name	Description	Property Type
id	Deprecated -- the field represents an internal value which should not be exposed. Please stop using this field. It will be removed from the public API.	Edm.String
value	The value of the custom column. A custom column is an enumerated list that is custom to this customer.	Edm.String



Property Name	Description	Property Type
columnNumber	Column number of the custom column. A custom column is an enumerated list that is custom to this customer.,  Column Number	Edm.Int64
columnColumnName	null	Edm.String
customColumnDisplayValue	null,  Additional Information	Edm.String
__hashCodeCalc		Edm.Boolean

#### UserCourse

Property Name	Description	Property Type
componentTypeID	Item type IDs are a critical categorization in because they determine how users are marked complete for a learning item. One item type can have completion statuses of pass and fail while another might have completion statuses of pass, fail and incomplete.	Edm.String
componentID	This is the unique ID of a learning item.	Edm.String
revisionDate	This is the revision date of this entity. Learning items often have revision dates that correspond to a regulator's revision of compliance measures. Each later revision date is a later iteration of a learning item. The revision date is in Unix Epoch time.	Edm.Int64
studentID	This is the unique ID of a user in the Learning Management System (LMS). This is recognized within the LMS only. If you want an ID that is recognized throughout SAP SuccessFactors HCM Suite, you want to get the Person GUID or Person External ID.	Edm.String

Property Name	Description	Property Type
personGUID	This is an internally generated, immutable identifier for one person across all of SuccessFactors HCM Suite. This is different from an LMS user ID (often called STUDENT ID). The student ID is used only within the Learning Management System (LMS). It is also different from the PERSON ID, which is used throughout SAP SuccessFactors HCM Suite but is mutable. In most cases, you use the person ID when you want to call a single user throughout the suite.	Edm.String
assignmentType	This is the assignment type of the entity, which is enumerated in SAP SuccessFactors Learning Administration, in the References section, in the Learning group.	Edm.String
assignmentDate	This is the assignment date of the curriculum.	Edm.Int64
requiredDate	The date that this is required to be complete. Users see this date as their deadline in their assignments.	Edm.Int64
errorMessage	This contains error messages.	Edm.String
UserEmployments		
Property Name	Description	Property Type
supervisorName	null, Supervisor	Edm.String
organizationDescription	null, Organization	Edm.String
jobCodeDescription	null, Job Code	Edm.String
jobTitle	null, Job Title	Edm.String
jobLocationDescription	null, Job Location	Edm.String

Property Name	Description	Property Type
regionDescription	null, Region	Edm.String
employmentTypeDescription	null, Employee Type	Edm.String
employmentStatusDescription	null, Employee Status	Edm.String
regularTempDescription	null, Regular/Temp	Edm.String
isFullTime	If set to true, then the user is full time. If set to false, then the user is not full time., Is Full-Time	Edm.Boolean

#### UserLearningHistoryContentObjects

Property Name	Description	Property Type
name	Name	Edm.String
score	Score	Edm.String

#### AdminInformation

Property Name	Description	Property Type
name	Name	Edm.String
emailAddress	Email Address	Edm.String
emailReplyAddress	Reply To Address	Edm.String
emailNickname	Email Nick Name	Edm.String

#### InstructorInformation

Property Name	Description	Property Type
name	Name	Edm.String
emailAddress	Email Address	Edm.String
biography	Biography	Edm.String
organization	Organization	Edm.String

Property Name	Description	Property Type
company	Company	Edm.String
shippingAddress	Shipping Address	Edm.String
shippingCity	Shipping City	Edm.String
shippingPostal	Shipping Postal	Edm.String
shippingState	Shipping State	Edm.String
shippingCountry	Shipping Country	Edm.String
shippingPhoneNumber	Shipping Phone Number	Edm.String
shippingFaxNumber	Shipping Fax Number	Edm.String
shippingEmailAddress	Shipping Email Address	Edm.String
instructorCustomColumns	This has Instructor Custom Column Information,  Additional Instructor Information	Collection(Namespace1_Alias.instructorCustomColumns)

criteria

Property Name	Description	Property Type
maxNumberToRetrieve	This is the maximum number of records to retrieve in the call.	Edm.Int32

Property Name	Description	Property Type
itemID	This is the unique ID of a learning item. A learning item is a unit of learning that you can track in the Learning Management System (LMS). You can think of this as a university course catalog: each course, like Introduction to Wave Physics is a learning item. Those learning items can be tracked to see who has completed Introduction to Wave Physics. And Introduction to Wave Physics can be offered at multiple times to fit different student schedules. Each of those instances is a scheduled offering. In most cases, a learning item is a course, either online or in a classroom, but you can also use learning items to track books that employees are required to read or Standard Operating Procedures (SOPs) that they are required to sign-off on and understand.	Edm.String
itemType	Item type IDs are a critical categorization in because they determine how users are marked complete for a learning item. One item type can have completion statuses of pass and fail while another might have completion statuses of pass, fail and incomplete.	Edm.String
targetUserID	This is the user whose learning history you want to retrieve.	Edm.String
personGUID	null	Edm.String
fromDate	The start date of the range that you want to retrieve learning history. This is in Unix Epoch time.	Edm.Int64
toDate	The end date of the range that you want to retrieve learning history. This is in Unix Epoch time.	Edm.Int64

Property Name	Description	Property Type
itemRevisionDate	This is the revision date of this entity. Learning items often have revision dates that correspond to a regulator's revision of compliance measures. Each later revision date is a later iteration of a learning item. The revision date is in Unix Epoch time.	Edm.Int64

includeDeepLink	If this value is true, then the search returns a deep link to the entities it returns.	Edm.Boolean
-----------------	--	-------------

#### instructorCustomColumns

Property Name	Description	Property Type
columnNumber	null	Edm.Int64
columnValue	null	Edm.String
columnColumnName	null	Edm.String
customColumnDisplayValue	null, Additional Information	Edm.String

#### userSearchCriteria

Property Name	Description	Property Type
studentID		Edm.String
personGUID		Edm.String
startIndex		Edm.Int64
endIndex		Edm.Int64
pageSize		Edm.Int64

#### userCompetencyAssessments

Property Name	Description	Property Type
competencyID	Cpty ID	Edm.String
competencyDescription	Competency Description	Edm.String
masteryLevel	Mastery Level	Edm.Double
competencyAssessmentDateTimeOffset	Assessment Date	Edm.DateTimeOffset

AlternateSupervisor

Property Name	Description	Property Type
name	Name	Edm.String

## Action: mergeUser

### ⚠ Caution

If you want to merge two users, please use the action import AI\_mergeUser

This action import function replaces all the existing roles with the role IDs passed in the second parameter

For the action mergeUser, IsBound is false

Return Type: Namespace1\_Alias.MergeUser

Parameters of mergeUser

Parameter Name	Description	Parameter Type
fromUserID	This is the User ID that will be deactivate and have its content merged.	Edm.String
toUserID	This is the User ID that will receive the data from the other User	Edm.String
fromPersonGUID	This is the User ID that will be deactivate and have its content merged.	Edm.String
toPersonGUID	This is the User ID that will receive the data from the other User	Edm.String

## 9.8.1.16 user/user-service/v1 Metadata

Use the user service v1 (called as user) to get approval information for the user.

### Metadata Call

#### 📄 Sample Code

```
GET /learning/odatav4/public/user/user-service/v1/$metadata
```

## Headers

Header	Value
Authorization	Bearer oauth_token

## Containers

### Entity Sets

Name	Description	Type
approve		Namespace1_Alias.approve
deny		Namespace1_Alias.deny
learningapprovals		Namespace1_Alias.learningap proval
learningapprovaldetails		Namespace1_Alias.learningap provaldetail

### Action Import

Name	Description	Action
No Action Import	No Action Import	No Action Import

### Navigation Property Bindings

Path	Target
No Navigation Property Binding	No Navigation Property Binding

## Entity Types

### approve

Property Name	Description	Property Type
tapInstanceID	This is the unique ID of the approval process instance. Importantly, this is not the approval process ID as you would look it up in the administration environment but instead the particular instance of that process.	Edm.Int64
comments	This is a comment about the approval.	Edm.String



deny

Property Name	Description	Property Type
tapInstanceID	This is the unique ID of the approval process instance. Importantly, this is not the approval process ID as you would look it up in the administration environment but instead the particular instance of that process.	Edm.Int64
comments	This is a comment about the denial.	Edm.String

learningapproval

Property Name	Description	Property Type
tap_instance_id	This is the unique ID of the approval process instance. Importantly, this is not the approval process ID as you would look it up in the administration environment but instead the particular instance of that process.	Edm.Int64
front_header	This is a description of the approval process. For example Approval to Withdraw from Training.	Edm.String
itemName	This is the title of the learning item in the language of the current user (the user calling the web service). Titles can be translated using a key/value pair, where the key uniquely identifies a particular learning item's title and the values are each language's translation of the title. If you need the key that matches this value, and if the web service supports it, look in TitleLabelKey.	Edm.String
userID	This is the unique ID of the user who is on the current step of the approval process.	Edm.String

Property Name	Description	Property Type
personGUID	This is an internally generated, immutable identifier for one person across all of SuccessFactors HCM Suite. This is different from an LMS user ID (often called STUDENT ID). The student ID is used only within the Learning Management System (LMS). It is also different from the PERSON ID, which is used throughout SAP SuccessFactors HCM Suite but is mutable. In most cases, you use the person ID when you want to call a single user throughout the suite.	Edm.String
personExternalID	This is a mutable identifier for one person across all of SuccessFactors HCM Suite. This is different from an LMS user ID (often called STUDENT ID). The student ID is used only within the Learning Management System (LMS). It is also different from the PERSON GUID, which is used throughout SAP SuccessFactors HCM Suite but is immutable. In most cases, you use the person ID when you want to call a single user throughout the suite.	Edm.String
requestorFullName	This is the full name or the display name (if <i>General Display Name</i> is enabled) of the person who is making the approval request. It is useful for the approver to see who is making the request.	Edm.String
learningApprovalTodoAction	This is an action that an approver can take, like APPROVE or DENY the request.	Collection(Namespace1_Alias .learningApprovalTodoAction )
learningapprovaldetail		
Property Name	Description	Property Type
tapInstanceID	This is the unique ID of the approval process instance. Importantly, this is not the approval process ID as you would look it up in the administration environment but instead the particular instance of that process.	Edm.Int64

Property Name	Description	Property Type
front_header	This is a description of the approval process. For example Approval to Withdraw from Training.	Edm.String
itemName	This is the title of the learning item in the language of the current user (the user calling the web service). Titles can be translated using a key/value pair, where the key uniquely identifies a particular learning item's title and the values are each language's translation of the title. If you need the key that matches this value, and if the web service supports it, look in TitleLabelKey.	Edm.String
type	This is the type of approval process. For example, Registration is an approval process for users seeking approval to change their registration status.	Edm.String
userID	This is the unique ID of the user who is on the current step of the approval process.	Edm.String
personGUID	This is the full name of the person who is making the approval request. It is useful to the approver to see who is making the request.	Edm.String
personExternalID	This is an internally generated, immutable identifier for one person across all of SuccessFactors HCM Suite. This is different from an LMS user ID (often called STUDENT ID). The student ID is used only within the Learning Management System (LMS). It is also different from the PERSON ID, which is used throughout SAP SuccessFactors HCM Suite but is mutable. In most cases, you use the person ID when you want to call a single user throughout the suite.	Edm.String
requestorFullName	This is the full name or the display name (if <i>General Display Name</i> is enabled) of the person who is making the approval request. It is useful for the approver to see who is making the request.	Edm.String

Property Name	Description	Property Type
learningApprovalTodoAction	This is an action that an approver can take, like APPROVE or DENY the request.	Collection(Namespace1_Alias.learningApprovalTodoAction)
due_date	This is the due date for the approval.	Edm.Int64
startDate	This is the start date for the approval.	Edm.String
endDate	This is the end date for the approval.	Edm.String
startTimeZone	This is the time zone that the start date of the approval process is attached to.	Edm.String
endTimeZone	This is the time zone that the end date of the approval process is attached to.	Edm.String
description	This is a description of the approval process. In most cases, this will tell you what the approval process is intended to do.	Edm.String
price	The price of the thing that is requested. For example, the price of the course if a user is seeking to enroll in the course.	Edm.String
criteria	This is the search criteria for learning approval processes. You search by the instance ID of the approval process.	Namespace1_Alias.criteria

## Complex Types

criteria

Property Name	Description	Property Type
tapInstanceID		Edm.Int64

learningApprovalTodoAction

Property Name	Description	Property Type
type	This is the type of approval process. For example, Registration is an approval process for users seeking approval to change their registration status.	Edm.String

Property Name	Description	Property Type
label	This is the label that appears so that approvers know which choice they are making. For example, Approve or Deny.	Edm.String
comment_required	If true, then the approver is required to enter a comment when making this choice.	Edm.String

## Actions

This `$metadata` does **not** contain actions.

## 9.8.1.17 user/user-service/v2 Metadata

Use user-service v2 (when called as a user) for item assignment and updating other user information.

### Metadata Call

#### Sample Code

```
POST /learning/odatav4/public/user/user-service/v2/$metadata
```

Headers

Header	Value
Authorization	Bearer oauth_token

## Containers

Entity Sets

Name	Description	Type
UserInfos	This is the information of a user that you want to update using a POST URL.	Namespace1_Alias.UserInfo

Name	Description	Type
UserCourses	This is a set of assignments that you want to create or update using a PUT or POST URL respectively.	Namespace1_Alias.UserCourse

### Note

When an entity is a collection (a wrapper for many entities), ensure to supply a primary key in the POST URL and the body of the request. This value is ignored in wrapper entities but it is required.

#### Action Import

Name	Description	Action
AI_mergeUser	This action import function replaces all the existing roles with the role IDs passed in the second parameter	Namespace1_Alias.mergeUser

#### Navigation Property Bindings

Path	Target
learningAssignment	itemAssignments
learninghistory	learninghistorys

## Entity Types

#### MergeUser

Property Name	Description	Property Type
fromPersonGUID	User to be deactivated in the merge	Edm.String
fromUserID	User to be deactivated in the merge	Edm.String
toPersonGUID	User to receive the Merge	Edm.String
toUserID	User to receive the Merge	Edm.String
mergeSuccess	Boolean that says if the operation returned Success of Failure	Edm.Boolean
attributes	Student Information	Collection(Edm.String)
learnigAssignments	Learning Items that are assigned to the Student	Collection(Edm.String)

Property Name	Description	Property Type
learningHistories	Learning Items that the Student finished	Collection(Edm.String)
competencies	Competencies of the Student	Collection(Edm.String)
assessments	Type of the Competencies Assessed to the Student	Collection(Edm.String)
registration	Enrollment in the Schedule Offering	Collection(Edm.String)
requests	Schedule Offering Requested	Collection(Edm.String)
orders	Purchase Orders of the Student	Collection(Edm.String)
messages		Collection(Namespace1_Alias.Messages)

#### User

Property Name	Description	Property Type
studentID	This is the unique ID of a user in the Learning Management System (LMS). This is recognized within the LMS only. If you want an ID that is recognized throughout SAP SuccessFactors HCM Suite, you want to get the Person GUID or Person External ID.,  User ID	Edm.String
firstName	The given name of a user.,  First Name	Edm.String
lastName	The family name of a user.,  Last Name	Edm.String
middleInitial	The middle initial of a user.,  MI	Edm.String
gender	This is the gender of the user: M (male) or F (female). The users' gender controls, for example, how the user is addressed in notifications.,  Gender	Edm.String

Property Name	Description	Property Type
notActive	notActive can be (Y or N) or (Yes or No). The value N and the value No mean that the user is active. The value Y and the value Yes mean that the user is inactive.	Edm.String
hasAccess	Does the user have access to the Learning Management System (LMS)?	Edm.String
employeeStatusID	You can associate employees with a status that identifies their standing in the company (for example, full-time, on leave, or suspended).  Employee Status	Edm.String
employeeTypeID	Users have an employee type, such as contractor, consultant, salaried, or part-time. You can use the employee type as an attribute to match users for an assignment profile or as search criteria when you execute a search (for example, you could run an Account Data report for users whose employee type is "full-time").  Employee Type	Edm.String
jobLocationID	The unique ID of the user's physical location.  Job Location	Edm.String
jobPositionID	The unique job CODE of the user. This can be confusing because it is sometimes returned with POSITION in the parameter name.  Job Code	Edm.String
jobTitle	Think of a user's job title as the title on a business card. Regardless of technical name of the job position, users typically know their jobs by more casual or more specific name.  Job Title	Edm.String



Property Name	Description	Property Type
domainID	This is the security domain ID of the entity. You can associate a record with an access domain to control the administrators who can access the record. What an administrator can access and do for a record depends on how you configured the entity, function, and workflow domain restrictions of the role ID that is associated with the administrator.,  Domain	Edm.String
organizationID	The unique ID of the organization that the entity belongs to. Organizations define a structure to your users, and users' organization controls how the system recognizes them. For example, you can reserve space for an organization in a course. Users belonging to the organization can occupy the reserved space.,  Organization	Edm.String
roleID	This is the security role ID of the user.,  Role	Edm.String
address	The street address of a user.,  Address	Edm.String
city	The city of the user.,  City	Edm.String
state	The state or province of the user.,  State / Province	Edm.String
postal	The postal code of the user.,  Postal Code	Edm.String
country	The country code of the user. Country codes are defined in the system.,  Country	Edm.String

Property Name	Description	Property Type
regionID	Users, instructors, and training facilities are associated with regions. The system uses regions to find training close to users. For example, courses taking place in a facility that is in the same region as the user. Companies can also use region to inform some reports.,  Region	Edm.String
emailAddress	The user's email address.,  Email Address	Edm.String
hireDate	The user's hire date. Hire date can be used to assign training. For example, a learning administrator might assign an onboarding program for all users hired after a given date.,  Hire Date	Edm.Int64
dobDate	The user's date of birth.,  Date of Birth	Edm.Int64
terminationDate	The date that the user separated from the company. The termination date cannot be in the future and it cannot be before the hire date.,  Termination Date	Edm.Int64
supervisorID	The user ID of the user's supervisor.,  Primary Supervisor	Edm.String
resumeLocation	The URI to the users' resume. This field was used for legacy Plateau Talent, so we recommend that you ignore it.,  Resume Location	Edm.String
comments	This are the comments provided by the user in the comments field for each section.	Edm.String
accountCode	The user's account code. If you do not use commerce features, you can ignore this parameter. The account code must exist in the system.	Edm.String

Property Name	Description	Property Type
hasAccessToOrgFinancialAccount	If true, then this user has access to use the organization's financial accounts.	Edm.Boolean
timeZone	The user's time zone. Time zone is part of the user's overall locale (currency, time zone, and locale ID). You cannot pass time zone by itself, you must pass it and also pass locale and currency.	Edm.String
locale	The locale ID of the user. Locales are enumerated in References > Geography > Locales. The locale must exist in the system.	Edm.String
altSuperID1	The first alternate supervisor of the user.	Edm.String
altSuperID2	The second alternate supervisor of the user.	Edm.String
altSuperID3	The third alternate supervisor of the user.	Edm.String
shoppingAccountType	Shopping account is used by commerce features. If you do not use commerce, this does not apply to you. The shopping account type can be INTERNAL or EXTERNAL.	Edm.String
enableShoppingAccount	Shopping account is used by commerce features. If you do not use commerce, this does not apply to you. This is a flag to enable the shopping account. Values can be Y or N. If Y, then the shopping account is enabled for the user.	Edm.String

Property Name	Description	Property Type
positionNumberID	This is the unique ID of the user's job position. Job positions are enumerated in Users > Positions. The position must exist in the system. In most cases, each position is an instance of a job code and each position is occupied by one user. For example, if your company has ten civil engineers and all ten civil engineers share a job code, then you create ten positions, each associated with the one "civil engineer" job code. Positions are critical to workforce planning and succession planning because they describe how many positions exist for a job code and how many are open. Because they are hierarchical, positions show a career path.	Edm.String
includeInGovtReporting	This applies to customers using Training Planner. If you are not using Training Planner, you can ignore it. If set to Y, the user is included in Training Planner reports that must be submitted to government authorities (for example a 2483 report). If set to N, the user is not included in Training Planner reports. If null, the value defaults to N. If this value is N or null, the following fields are automatically nullified. If you pass a value for them, the system ignores it: legalEntityID, employeeClassID, hourlyRate, hourlyRateCurrency.	Edm.String
legalEntityID	This is the legal entity ID used for Training Planner reporting. If provided legal entity ID does not exist the system creates it. Legal entity IDs are enumerated in References > Learning > 2483 Legal Entity.,  Reporting Legal Entity	Edm.String
employeeClassID	This is the employee class ID used for Training Planner reporting. The employee class ID must exist in the system. Employee class IDs are enumerated in References > Users > 2483 Employee Class.,  Employee Class	Edm.String

Property Name	Description	Property Type
hourlyRate	The hourly rate of the user for Training Planner reporting., Hourly Rate	Edm.Double
hourlyRateCurrency	The currency for the hourly rate of the user for Training Planner reporting. The currency must exist in the system., Hourly Rate Currency	Edm.String
regularTempID	Companies use the regular temp ID to search and report on users in categories of their regular and temporary work. For example, a company might want to define several types of temporary workers. The values are enumerated in References > Users > Regular Temp. The value must exist in the system., Regular/Temp	Edm.String
fulltime	If set to Y, then the user is full time. If set to N, then the user is not full time. Defaults to Y., Is Full-Time	Edm.String
nativeDeeplinkUser	null	Edm.String
studentPhones	This is a list of users' phone numbers. For example, this list could contain work, home, and mobile numbers. , Phone Numbers	Collection(Namespace1_Alias.StudentPhones)
customColumn	A custom column is a custom pick list (or a custom enumerated list). It is unique in SAP SuccessFactors to Learning. You cannot use them in other areas of the suite. To understand how they are used, consider a customer that needs to supply safety equipment for training. They might want to know a person's general clothing size, shoe size, and so on. SAP SuccessFactors Learning does not have a placeholder to store such information, so the customer could create a CLOTHING SIZE and SHOE SIZE custom column., Additional User Information	Collection(Namespace1_Alias.CustomColumn)

Property Name	Description	Property Type
assignProfileID	The assignment profile ID of the user., Assignment Profile	Edm.String
currencyID	The unique ID of the user's currency. The currency must exist in the system., Currency	Edm.String
removeAltSuperID1	If you send a user ID in this field, and if the user ID is an alternate supervisor of this user, the alternate supervisor is removed.	Edm.String
removeAltSuperID2	If you send a user ID in this field, and if the user ID is an alternate supervisor of this user, the alternate supervisor is removed.	Edm.String
removeAltSuperID3	If you send a user ID in this field, and if the user ID is an alternate supervisor of this user, the alternate supervisor is removed.	Edm.String
personGUID	This is an internally generated, immutable identifier for one person across all of SuccessFactors HCM Suite. This is different from an LMS user ID (often called STUDENT ID). The student ID is used only within the Learning Management System (LMS). It is also different from the PERSON ID, which is used throughout SAP SuccessFactors HCM Suite but is mutable. In most cases, you use the person ID when you want to call a single user throughout the suite.	Edm.String

Property Name	Description	Property Type
personExternalID	This is a mutable identifier for one person across all of SuccessFactors HCM Suite. This is different from an LMS user ID (often called STUDENT ID). The student ID is used only within the Learning Management System (LMS). It is also different from the PERSON GUID, which is used throughout SAP SuccessFactors HCM Suite but is immutable. In most cases, you use the person ID when you want to call a single user throughout the suite.  External ID	Edm.String
gamificationStudentID	The user ID as it applies to the gamification server.  Gamification User ID	Edm.String
createReferences	If true, then the API will have the ability to create user records with referenced entities that may not already exist in the LMS.	Edm.Boolean
genderDescription	Gender	Edm.String
hireDateTimeOffset	Hire Date	Edm.DateTimeOffset
terminationDateTimeOffset	Termination Date	Edm.DateTimeOffset
dobDateTimeOffset	Date of Birth	Edm.DateTimeOffset
disabilityClassificationDescription	Disability Classification	Edm.String
adjustedHourlyRate	Adjusted Hourly Rate	Edm.Double
adjustedHourlyRateCurrency	Adjusted Hourly Rate Currency	Edm.String
adjustedHourlyRateDisplay	Adjusted Hourly Rate	Edm.String
hourlyRateDisplay	Hourly Rate	Edm.String
jobPositionDescription	Job Code	Edm.String
jobGradeDescription	Job Grade	Edm.String
jobLocationDescription	Job Location	Edm.String
employmentTypeDescription	Employee Type	Edm.String

Property Name	Description	Property Type
employmentStatusDescription	Employee Status	Edm.String
regularTempDescription	Regular/Temp	Edm.String
fulltimeDescription	Is Full-Time	Edm.String
supervisorName	Supervisor	Edm.String
regionDescription	Region	Edm.String
organizationDescription	Organization	Edm.String
billingName	Billing Name	Edm.String
billingContactName	Billing Contact Name	Edm.String
billingAddress	Billing Address	Edm.String
billingAddress1	Billing Address Line 1	Edm.String
billingCity	Billing City	Edm.String
billingState	Billing State	Edm.String
billingPostal	Billing Postal	Edm.String
billingCountry	Billing Country	Edm.String
billingPhoneNumber	Billing Phone Number	Edm.String
billingFaxNumber	Billing Fax Number	Edm.String
billingEmailAddress	Billing Email Address	Edm.String
shippingName	Shipping Name	Edm.String
shippingContactName	Shipping Contact Name	Edm.String
shippingAddress	Shipping Address	Edm.String
shippingAddress1	Shipping Address Line 1	Edm.String
shippingCity	Shipping City	Edm.String
shippingState	State / Province	Edm.String
shippingPostal	Shipping Postal	Edm.String
shippingCountry	Shipping Country	Edm.String
shippingPhoneNumber	Shipping Phone Number	Edm.String



Property Name	Description	Property Type
shippingFaxNumber	Shipping Fax Number	Edm.String
shippingEmailAddress	Shipping Email Address	Edm.String
reportingLegalEntityDescription	Reporting Legal Entity	Edm.String
employeeClassDescription	Employee Class	Edm.String
userEmployments	This has User Employment Information, Employment Information	Collection(Namespace1_Alias.UserEmployments)
adminInformation	This has Admin Information, Admin Information	Namespace1_Alias.AdminInformation
instructorInformation	This has Instructor Information, Instructor Information	Namespace1_Alias.InstructorInformation
siteID	Site ID	Edm.String
validationWarningMsgs	null (can't find the key in the label properties. Original key is label.validationWarningMsgs, the passed in locale is null)	Collection(Edm.String)
totalCount		Edm.Int64

#### UserInfo

Property Name	Description	Property Type
primaryKey	Even when an entity is a collection (a wrapper for many entities), you must supply a primary key in both the GET URL and any body of the request (for example, in PUT or POST). This value is ignored in wrapper entities but it is required.	Edm.String
userInfo		Collection(Namespace1_Alias.UserInfo)

## itemAssignment

Property Name	Description	Property Type
componentTypeID	Item type IDs are a critical categorization in because they determine how users are marked complete for a learning item. One item type can have completion statuses of pass and fail while another might have completion statuses of pass, fail and incomplete.,  Type	Edm.String
componentID	This is the unique ID of a learning item.,  ID	Edm.String
revisionDate	This is the revision date of this entity. Learning items often have revision dates that correspond to a regulator's revision of compliance measures. Each later revision date is a later iteration of a learning item. The revision date is in Unix Epoch time.,  Revision Date	Edm.Int64
studentID	This is the unique ID of a user in the Learning Management System (LMS). This is recognized within the LMS only. If you want an ID that is recognized throughout SAP SuccessFactors HCM Suite, you want to get the Person GUID or Person External ID.,  User ID	Edm.String
personGUID	null	Edm.String
title	null,  Title	Edm.String
recordType	null,  Record Type	Edm.String
assignmentTypeDesc	Assignment Type	Edm.String
componentTypeDescription	Type	Edm.String
revisionDateTimeOffset	Revision Date	Edm.DateTimeOffset
recordID	ID	Edm.String

## UserCourse

Property Name	Description	Property Type
primaryKey	Even when an entity is a collection (a wrapper for many entities), you must supply a primary key in both the GET URL and any body of the request (for example, in PUT or POST). This value is ignored in wrapper entities but it is required.	Edm.String
userCourse	This is one learning assignment made to one Learning Management System (LMS) user.	Collection(Namespace1_Alias.UserCourse)

## removeItemAssignment

Property Name	Description	Property Type
componentTypeID	Item type IDs are a critical categorization in because they determine how users are marked complete for a learning item. One item type can have completion statuses of pass and fail while another might have completion statuses of pass, fail and incomplete.	Edm.String
componentID	This is the unique ID of a learning item.	Edm.String
revisionDate	This is the revision date of this entity. Learning items often have revision dates that correspond to a regulator's revision of compliance measures. Each later revision date is a later iteration of a learning item. The revision date is in Unix Epoch time.	Edm.Int64
studentID	This is the unique ID of a user in the Learning Management System (LMS). This is recognized within the LMS only. If you want an ID that is recognized throughout SAP SuccessFactors HCM Suite, you want to get the Person GUID or Person External ID.	Edm.String
personGUID	null	Edm.String

UserInformation

Property Name	Description	Property Type
userSearchCriteria		Namespace1_Alias.userSearchCriteria
studentID	This is the unique ID of a user in the Learning Management System (LMS). This is recognized within the LMS only. If you want an ID that is recognized throughout SAP SuccessFactors HCM Suite, you want to get the Person GUID or Person External ID.,  User ID	Edm.String
isFullTime	If set to true, then the user is full time. If set to false, then the user is not full time.,  Is Full-Time	Edm.Boolean
alternateSupervisor	This DTO holds Alternate Supervisor Information	Collection(Namespace1_Alias.AlternateSupervisor)
firstName	The given name of a user.,  First Name	Edm.String
lastName	The family name of a user.,  Last Name	Edm.String
middleInitial	The middle initial of a user.,  MI	Edm.String
gender	This is the gender of the user: M (male) or F (female). The users' gender controls, for example, how the user is addressed in notifications.,  Gender	Edm.String
notActive	notActive can be (Y or N) or (Yes or No). The value N and the value No mean that the user is active. The value Y and the value Yes mean that the user is inactive.	Edm.String
hasAccess	Does the user have access to the Learning Management System (LMS)?	Edm.String

Property Name	Description	Property Type
employeeStatusID	<p>You can associate employees with a status that identifies their standing in the company (for example, full-time, on leave, or suspended).,</p> <p>Employee Status</p>	Edm.String
employeeTypeID	<p>Users have an employee type, such as contractor, consultant, salaried, or part-time. You can use the employee type as an attribute to match users for an assignment profile or as search criteria when you execute a search (for example, you could run an Account Data report for users whose employee type is "full-time").,</p> <p>Employee Type</p>	Edm.String
jobLocationID	<p>The unique ID of the user's physical location.,</p> <p>Job Location</p>	Edm.String
jobPositionID	<p>The unique job CODE of the user. This can be confusing because it is sometimes returned with POSITION in the parameter name.,</p> <p>Job Code</p>	Edm.String
jobTitle	<p>Think of a user's job title as the title on a business card. Regardless of technical name of the job position, users typically know their jobs by more casual or more specific name.,</p> <p>Job Title</p>	Edm.String
domainID	<p>This is the security domain ID of the entity. You can associate a record with an access domain to control the administrators who can access the record. What an administrator can access and do for a record depends on how you configured the entity, function, and workflow domain restrictions of the role ID that is associated with the administrator.,</p> <p>Domain</p>	Edm.String

Property Name	Description	Property Type
organizationID	The unique ID of the organization that the entity belongs to. Organizations define a structure to your users, and users' organization controls how the system recognizes them. For example, you can reserve space for an organization in a course. Users belonging to the organization can occupy the reserved space.,  Organization	Edm.String
roleID	This is the security role ID of the user.,  Role	Edm.String
address	The street address of a user.,  Address	Edm.String
city	The city of the user.,  City	Edm.String
state	The state or province of the user.,  State / Province	Edm.String
postal	The postal code of the user.,  Postal Code	Edm.String
country	The country code of the user. Country codes are defined in the system.,  Country	Edm.String
regionID	Users, instructors, and training facilities are associated with regions. The system uses regions to find training close to users. For example, courses taking place in a facility that is in the same region as the user. Companies can also use region to inform some reports.,  Region	Edm.String
emailAddress	The user's email address.,  Email Address	Edm.String

Property Name	Description	Property Type
hireDate	The user's hire date. Hire date can be used to assign training. For example, a learning administrator might assign an onboarding program for all users hired after a given date.,  Hire Date	Edm.Int64
dobDate	The user's date of birth.,  Date of Birth	Edm.Int64
terminationDate	The date that the user separated from the company. The termination date cannot be in the future and it cannot be before the hire date.,  Termination Date	Edm.Int64
supervisorID	The user ID of the user's supervisor.,  Primary Supervisor	Edm.String
resumeLocation	The URI to the users' resume. This field was used for legacy Plateau Talent, so we recommend that you ignore it.,  Resume Location	Edm.String
comments	This are the comments provided by the user in the comments field for each section.	Edm.String
accountCode	The user's account code. If you do not use commerce features, you can ignore this parameter. The account code must exist in the system.	Edm.String
hasAccessToOrgFinancialAccount	If true, then this user has access to use the organization's financial accounts.	Edm.Boolean
timeZone	The user's time zone. Time zone is part of the user's overall locale (currency, time zone, and locale ID). You cannot pass time zone by itself, you must pass it and also pass locale and currency.	Edm.String
locale	The locale ID of the user. Locales are enumerated in References > Geography > Locales. The locale must exist in the system.	Edm.String

Property Name	Description	Property Type
altSuperID1	The first alternate supervisor of the user.	Edm.String
altSuperID2	The second alternate supervisor of the user.	Edm.String
altSuperID3	The third alternate supervisor of the user.	Edm.String
shoppingAccountType	Shopping account is used by commerce features. If you do not use commerce, this does not apply to you. The shopping account type can be INTERNAL or EXTERNAL.	Edm.String
enableShoppingAccount	Shopping account is used by commerce features. If you do not use commerce, this does not apply to you. This is a flag to enable the shopping account. Values can be Y or N. If Y, then the shopping account is enabled for the user.	Edm.String
positionNumberID	This is the unique ID of the user's job position. Job positions are enumerated in Users > Positions. The position must exist in the system. In most cases, each position is an instance of a job code and each position is occupied by one user. For example, if your company has ten civil engineers and all ten civil engineers share a job code, then you create ten positions, each associated with the one "civil engineer" job code. Positions are critical to workforce planning and succession planning because they describe how many positions exist for a job code and how many are open. Because they are hierarchical, positions show a career path.	Edm.String



Property Name	Description	Property Type
<code>includeInGovtReporting</code>	This applies to customers using Training Planner. If you are not using Training Planner, you can ignore it. If set to Y, the user is included in Training Planner reports that must be submitted to government authorities (for example a 2483 report). If set to N, the user is not included in Training Planner reports. If null, the value defaults to N. If this value is N or null, the following fields are automatically nullified. If you pass a value for them, the system ignores it: <code>legalEntityID</code> , <code>employeeClassID</code> , <code>hourlyRate</code> , <code>hourlyRateCurrency</code> .	<code>Edm.String</code>
<code>legalEntityID</code>	This is the legal entity ID used for Training Planner reporting. If provided legal entity ID does not exist the system creates it. Legal entity IDs are enumerated in References > Learning > 2483 Legal Entity.,  Reporting Legal Entity	<code>Edm.String</code>
<code>employeeClassID</code>	This is the employee class ID used for Training Planner reporting. The employee class ID must exist in the system. Employee class IDs are enumerated in References > Users > 2483 Employee Class.,  Employee Class	<code>Edm.String</code>
<code>hourlyRate</code>	The hourly rate of the user for Training Planner reporting.,  Hourly Rate	<code>Edm.Double</code>
<code>hourlyRateCurrency</code>	The currency for the hourly rate of the user for Training Planner reporting. The currency must exist in the system.,  Hourly Rate Currency	<code>Edm.String</code>

Property Name	Description	Property Type
regularTempID	<p>Companies use the regular temp ID to search and report on users in categories of their regular and temporary work. For example, a company might want to define several types of temporary workers. The values are enumerated in References &gt; Users &gt; Regular Temp. The value must exist in the system.,</p> <p>Regular/Temp</p>	Edm.String
fulltime	<p>If set to Y, then the user is full time. If set to N, then the user is not full time. Defaults to Y.,</p> <p>Is Full-Time</p>	Edm.String
nativeDeeplinkUser	<p>null</p>	Edm.String
studentPhones	<p>This is a list of users' phone numbers. For example, this list could contain work, home, and mobile numbers. ,</p> <p>Phone Numbers</p>	Collection(Namespace1_Alias.StudentPhones)
customColumn	<p>A custom column is a custom pick list (or a custom enumerated list). It is unique in SAP SuccessFactors to Learning. You cannot use them in other areas of the suite. To understand how they are used, consider a customer that needs to supply safety equipment for training. They might want to know a person's general clothing size, shoe size, and so on. SAP SuccessFactors Learning does not have a placeholder to store such information, so the customer could create a CLOTHING SIZE and SHOE SIZE custom column.,</p> <p>Additional User Information</p>	Collection(Namespace1_Alias.CustomColumn)
assignProfileID	<p>The assignment profile ID of the user.,</p> <p>Assignment Profile</p>	Edm.String
currencyID	<p>The unique ID of the user's currency. The currency must exist in the system.,</p> <p>Currency</p>	Edm.String

Property Name	Description	Property Type
removeAltSuperID1	If you send a user ID in this field, and if the user ID is an alternate supervisor of this user, the alternate supervisor is removed.	Edm.String
removeAltSuperID2	If you send a user ID in this field, and if the user ID is an alternate supervisor of this user, the alternate supervisor is removed.	Edm.String
removeAltSuperID3	If you send a user ID in this field, and if the user ID is an alternate supervisor of this user, the alternate supervisor is removed.	Edm.String
personGUID	This is an internally generated, immutable identifier for one person across all of SuccessFactors HCM Suite. This is different from an LMS user ID (often called STUDENT ID). The student ID is used only within the Learning Management System (LMS). It is also different from the PERSON ID, which is used throughout SAP SuccessFactors HCM Suite but is mutable. In most cases, you use the person ID when you want to call a single user throughout the suite.	Edm.String
personExternalID	This is a mutable identifier for one person across all of SuccessFactors HCM Suite. This is different from an LMS user ID (often called STUDENT ID). The student ID is used only within the Learning Management System (LMS). It is also different from the PERSON GUID, which is used throughout SAP SuccessFactors HCM Suite but is immutable. In most cases, you use the person ID when you want to call a single user throughout the suite.,  External ID	Edm.String
gamificationStudentID	The user ID as it applies to the gamification server.,  Gamification User ID	Edm.String

Property Name	Description	Property Type
createReferences	If true, then the API will have the ability to create user records with referenced entities that may not already exist in the LMS.	Edm.Boolean
genderDescription	Gender	Edm.String
hireDateTimeOffset	Hire Date	Edm.DateTimeOffset
terminationDateTimeOffset	Termination Date	Edm.DateTimeOffset
dobDateTimeOffset	Date of Birth	Edm.DateTimeOffset
disabilityClassificationDescription	Disability Classification	Edm.String
adjustedHourlyRate	Adjusted Hourly Rate	Edm.Double
adjustedHourlyRateCurrency	Adjusted Hourly Rate Currency	Edm.String
adjustedHourlyRateDisplay	Adjusted Hourly Rate	Edm.String
hourlyRateDisplay	Hourly Rate	Edm.String
jobPositionDescription	Job Code	Edm.String
jobGradeDescription	Job Grade	Edm.String
jobLocationDescription	Job Location	Edm.String
employmentTypeDescription	Employee Type	Edm.String
employmentStatusDescription	Employee Status	Edm.String
regularTempDescription	Regular/Temp	Edm.String
fulltimeDescription	Is Full-Time	Edm.String
supervisorName	Supervisor	Edm.String
regionDescription	Region	Edm.String
organizationDescription	Organization	Edm.String
billingName	Billing Name	Edm.String
billingContactName	Billing Contact Name	Edm.String
billingAddress	Billing Address	Edm.String
billingAddress1	Billing Address Line 1	Edm.String

Property Name	Description	Property Type
billingCity	Billing City	Edm.String
billingState	Billing State	Edm.String
billingPostal	Billing Postal	Edm.String
billingCountry	Billing Country	Edm.String
billingPhoneNumber	Billing Phone Number	Edm.String
billingFaxNumber	Billing Fax Number	Edm.String
billingEmailAddress	Billing Email Address	Edm.String
shippingName	Shipping Name	Edm.String
shippingContactName	Shipping Contact Name	Edm.String
shippingAddress	Shipping Address	Edm.String
shippingAddress1	Shipping Address Line 1	Edm.String
shippingCity	Shipping City	Edm.String
shippingState	State / Province	Edm.String
shippingPostal	Shipping Postal	Edm.String
shippingCountry	Shipping Country	Edm.String
shippingPhoneNumber	Shipping Phone Number	Edm.String
shippingFaxNumber	Shipping Fax Number	Edm.String
shippingEmailAddress	Shipping Email Address	Edm.String
reportingLegalEntityDescription	Reporting Legal Entity	Edm.String
employeeClassDescription	Employee Class	Edm.String
userEmployments	This has User Employment Information, Employment Information	Collection(Namespace1_Alias.UserEmployments)
adminInformation	This has Admin Information, Admin Information	Namespace1_Alias.AdminInformation
instructorInformation	This has Instructor Information, Instructor Information	Namespace1_Alias.InstructorInformation

Property Name	Description	Property Type
siteID	Site ID	Edm.String
validationWarningMsgs	null (can't find the key in the label properties. Original key is label.validationWarningMsgs, the passed in locale is null)	Collection (Edm.String)
totalCount		Edm.Int64

learninghistory

Property Name	Description	Property Type
componentTypeID	Item type IDs are a critical categorization in because they determine how users are marked complete for a learning item. One item type can have completion statuses of pass and fail while another might have completion statuses of pass, fail and incomplete., Type	Edm.String
componentID	This is the unique ID of a learning item., ID	Edm.String
revisionDate	This is the revision date of this entity. Learning items often have revision dates that correspond to a regulator's revision of compliance measures. Each later revision date is a later iteration of a learning item. The revision date is in Unix Epoch time., Revision Date	Edm.Int64
title	This is the title of the learning item in the language of the current user (the user calling the web service). Titles can be translated using a key/value pair, where the key uniquely identifies a particular learning item's title and the values are each language's translation of the title. If you need the key that matches this value, and if the web service supports it, look in TitleLabelKey., Title	Edm.String

Property Name	Description	Property Type
revisionNumber	This is the revision number of this entity. Each revision date has a revision number. Users sometimes know the revision number of training instead of the revision date. For example, they might know that they want revision 2 of a training, regardless of the date that it was revised.	Edm.String
completionStatusID	This is the task checklist completion status ID. It is the completion status that the user is assigned if they pass the task checklist.	Edm.String
provideCredit	If this value is true, then the course provided credit to the user. Your organization defines what credit means.	Edm.Boolean
studentComponentID	This string is used to identify the content assigned to a user and is used to generate the review content link for the completed learning item in the users' learning history.	Edm.Int64
instructorName	This is the name of the instructor who taught the course.	Edm.String
grade	This is the grade that the user earned for completing the course. Grades are defined by your company. They can be numeric (1-10) or codes (Like A-F or Pass/Fail/Incomplete).  Grade	Edm.String
totalHours	This is the total hours that a user earns for completing a course.  Total Hours	Edm.Double

Property Name	Description	Property Type
creditHours	<p>Credit hours are the number of hours that a user earns for completing a learning event. For example, in many U.S. colleges, students attend a single class for 15 weeks, 3 days each week, and 1 hour each day. In this case, the total hours equals 45; however, the college grants 3 CREDIT HOURS for this class. The hours can be inherited from the learning event (the course) or they can be specified when a user, supervisor, or administrator records completion with the Record Learning wizard.</p> <p>Credit Hours</p>	Edm.Double
contactHours	<p>Contact hours are the total number of hours that you expect a user to have contact with an instructor. For example, if you set up a blended learning item that has 8 total hours and, for 6 of those hours, you expect the user to be in an instructor-led segment, then the contact hours equals 6. The hours can be inherited from the learning event (the course) or they can be specified when a user, supervisor, or administrator records completion with the Record Learning wizard.</p> <p>Contact Hours</p>	Edm.Double
cpeHours	<p>CPE is an abbreviation for "Continuing Professional Education" and refers to learning activities that users perform to maintain and expand the skills that their profession demands. Therefore, CPE hours are very much like credit hours, but the accumulation of CPE hours often leads to a professional certification. The hours can be inherited from the learning event (the course) or they can be specified when a user, supervisor, or administrator records completion with the Record Learning wizard.</p> <p>CPE Hours</p>	Edm.Double



Property Name	Description	Property Type
comments	This is comments about the learning event., Comments	Edm.String
esigUsername	This is the e-signature user name entered by the user recording the learning event. E-signatures are a way for validated customers to verify users' identities. If you are not a validated customer, then this does not apply to you.	Edm.String
lastUpdateTimestamp	This is the last time that the history record was updated. This is in Unix Epoch time.	Edm.Int64
esigMeaningCode	This is the e-signature meaning code entered by the user recording the learning event. E-signatures are a way for validated customers to verify users' identities. If you are not a validated customer, then this does not apply to you.	Edm.String
scheduleID	This is the unique ID of the scheduled offering that the user completed. A scheduled offering is a course that took place at one place and time. For example, you can have one course called Business Writing that is offered every month. Each month is a different instance of Business Writing, and therefore a different scheduled offering of the course., Scheduled Offering ID	Edm.Int64
componentKey	This is the unique key for the item. It is used in some parts of application such as bookmarking where we need to save multiple entities' primary keys. It must be a long number.	Edm.String
reviewContentAllowed	If the value of this is true, then the user can go back and review the content of the course.	Edm.Boolean
rating	This is the users' rating of the course from the course catalog.	Edm.Double

Property Name	Description	Property Type
seqNum	This is a unique ID for each student item rating. You cannot use it.	Edm.String
enableRating	If you enable rating for a learning item, then this is true. If it is true, then when user complete the learning item, they can rate it. This rating is the stars rating that appears in the catalog to other users. If you were building a client that allows ratings, you would check this for a true value before allowing a user to rate completed learning items.	Edm.Boolean
formattedRevisionDate	This is the revision date formatted to the current users' preferences. Use it to display the format date.	Edm.String
completionDate	This is the completion date in Unix Epoch time. A completion date is the date that the user completed the learning item., Completion Date	Edm.Int64
status	This is the task checklist completion status ID. It is the completion status that the user is assigned if they pass the task checklist.,For external events, this value is null.	Edm.String
ratingDate	This is the date that the user rated the learning item, in Unix Epoch time. If the user has not yet rated the learning item or if the user is not allowed to rate the learning item (enableRating is false) then this is null.	Edm.Int64
ratingPending	If the value of this is true, then the user has not rated the learning item.	Edm.Boolean
lastCompletionDate	This is the last date that the user completed the learning item. It is stored in the user rating table.	Edm.Int64

Property Name	Description	Property Type
certificateLink	This is a link to the certificate of completion report. User can click this link to see their certificate of completion and print it. This user must have permission to print the certificate of completion. Most customers give their users permission to print certificates of completion.	Edm.String
onlineContentLink	This is a link to the online content so that users can review the content if they are allowed to review it.	Edm.String
criteria	A learning history is the list of completed learning by a user.	Namespace1_Alias.criteria
completionStatusDesc	Completion Status	Edm.String
revisionDateTimeOffset	Revision Date	Edm.DateTimeOffset
completionDateTimeOffset	Completion Date	Edm.DateTimeOffset
userLearningHistoryContentObjects	This has Content Object Information, Content Object(s)	Collection(Namespace1_Alias.UserLearningHistoryContentObjects)
userCompetencyAssessments	This has Competency Assessment Information, Competency Assessment Data	Collection(Namespace1_Alias.userCompetencyAssessments)
recordID	ID	Edm.String

## Complex Types

### Messages

Property Name	Description	Property Type
code	Code received from the merge	Edm.String
message	Message of the code received	Edm.String

## UserInfo

Property Name	Description	Property Type
studentID	This is the unique ID of a user in the Learning Management System (LMS). This is recognized within the LMS only. If you want an ID that is recognized throughout SAP SuccessFactors HCM Suite, you want to get the Person GUID or Person External ID.	Edm.String
personIdExternal	null	Edm.String
personGUID	null	Edm.String
alternateSupervisorIds	An alternate Learning supervisor is someone other than the supervisor who can assign learning or manage learning for the user.	Collection(Edm.String)
errorMessage	This contains any error messages.	Edm.String

## StudentPhones

Property Name	Description	Property Type
phoneNumber	A telephone number., Telephone Number	Edm.String
phoneDescription	A description of a phone number., Template Description	Edm.String
phoneDisplay		Edm.String
__hashCodeCalc		Edm.Boolean

## CustomColumn

Property Name	Description	Property Type
id	Deprecated -- the field represents an internal value which should not be exposed. Please stop using this field. It will be removed from the public API.	Edm.String
value	The value of the custom column. A custom column is an enumerated list that is custom to this customer.	Edm.String

Property Name	Description	Property Type
columnNumber	Column number of the custom column. A custom column is an enumerated list that is custom to this customer.,  Column Number	Edm.Int64
columnColumnName	null	Edm.String
customColumnDisplayValue	null,  Additional Information	Edm.String
__hashCodeCalc		Edm.Boolean

#### UserCourse

Property Name	Description	Property Type
componentTypeID	Item type IDs are a critical categorization in because they determine how users are marked complete for a learning item. One item type can have completion statuses of pass and fail while another might have completion statuses of pass, fail and incomplete.	Edm.String
componentID	This is the unique ID of a learning item.	Edm.String
revisionDate	This is the revision date of this entity. Learning items often have revision dates that correspond to a regulator's revision of compliance measures. Each later revision date is a later iteration of a learning item. The revision date is in Unix Epoch time.	Edm.Int64
studentID	This is the unique ID of a user in the Learning Management System (LMS). This is recognized within the LMS only. If you want an ID that is recognized throughout SAP SuccessFactors HCM Suite, you want to get the Person GUID or Person External ID.	Edm.String

Property Name	Description	Property Type
personGUID	This is an internally generated, immutable identifier for one person across all of SuccessFactors HCM Suite. This is different from an LMS user ID (often called STUDENT ID). The student ID is used only within the Learning Management System (LMS). It is also different from the PERSON ID, which is used throughout SAP SuccessFactors HCM Suite but is mutable. In most cases, you use the person ID when you want to call a single user throughout the suite.	Edm.String
assignmentType	This is the assignment type of the entity, which is enumerated in SAP SuccessFactors Learning Administration, in the References section, in the Learning group.	Edm.String
assignmentDate	This is the assignment date of the curriculum.	Edm.Int64
requiredDate	The date that this is required to be complete. Users see this date as their deadline in their assignments.	Edm.Int64
errorMessage	This contains error messages.	Edm.String
UserEmployments		
Property Name	Description	Property Type
supervisorName	null, Supervisor	Edm.String
organizationDescription	null, Organization	Edm.String
jobCodeDescription	null, Job Code	Edm.String
jobTitle	null, Job Title	Edm.String
jobLocationDescription	null, Job Location	Edm.String

Property Name	Description	Property Type
regionDescription	null, Region	Edm.String
employmentTypeDescription	null, Employee Type	Edm.String
employmentStatusDescription	null, Employee Status	Edm.String
regularTempDescription	null, Regular/Temp	Edm.String
isFullTime	If set to true, then the user is full time. If set to false, then the user is not full time., Is Full-Time	Edm.Boolean

#### UserLearningHistoryContentObjects

Property Name	Description	Property Type
name	Name	Edm.String
score	Score	Edm.String

#### AdminInformation

Property Name	Description	Property Type
name	Name	Edm.String
emailAddress	Email Address	Edm.String
emailReplyAddress	Reply To Address	Edm.String
emailNickname	Email Nick Name	Edm.String

#### InstructorInformation

Property Name	Description	Property Type
name	Name	Edm.String
emailAddress	Email Address	Edm.String
biography	Biography	Edm.String
organization	Organization	Edm.String

Property Name	Description	Property Type
company	Company	Edm.String
shippingAddress	Shipping Address	Edm.String
shippingCity	Shipping City	Edm.String
shippingPostal	Shipping Postal	Edm.String
shippingState	Shipping State	Edm.String
shippingCountry	Shipping Country	Edm.String
shippingPhoneNumber	Shipping Phone Number	Edm.String
shippingFaxNumber	Shipping Fax Number	Edm.String
shippingEmailAddress	Shipping Email Address	Edm.String
instructorCustomColumns	This has Instructor Custom Column Information, Additional Instructor Information	Collection(Namespace1_Alias.instructorCustomColumns)

criteria

Property Name	Description	Property Type
maxNumberToRetrieve	This is the maximum number of records to retrieve in the call.	Edm.Int32



Property Name	Description	Property Type
itemID	This is the unique ID of a learning item. A learning item is a unit of learning that you can track in the Learning Management System (LMS). You can think of this as a university course catalog: each course, like Introduction to Wave Physics is a learning item. Those learning items can be tracked to see who has completed Introduction to Wave Physics. And Introduction to Wave Physics can be offered at multiple times to fit different student schedules. Each of those instances is a scheduled offering. In most cases, a learning item is a course, either online or in a classroom, but you can also use learning items to track books that employees are required to read or Standard Operating Procedures (SOPs) that they are required to sign-off on and understand.	Edm.String
itemType	Item type IDs are a critical categorization in because they determine how users are marked complete for a learning item. One item type can have completion statuses of pass and fail while another might have completion statuses of pass, fail and incomplete.	Edm.String
targetUserID	This is the user whose learning history you want to retrieve.	Edm.String
personGUID	null	Edm.String
fromDate	The start date of the range that you want to retrieve learning history. This is in Unix Epoch time.	Edm.Int64
toDate	The end date of the range that you want to retrieve learning history. This is in Unix Epoch time.	Edm.Int64

Property Name	Description	Property Type
itemRevisionDate	This is the revision date of this entity. Learning items often have revision dates that correspond to a regulator's revision of compliance measures. Each later revision date is a later iteration of a learning item. The revision date is in Unix Epoch time.	Edm.Int64

includeDeepLink	If this value is true, then the search returns a deep link to the entities it returns.	Edm.Boolean
-----------------	--	-------------

#### instructorCustomColumns

Property Name	Description	Property Type
columnNumber	null	Edm.Int64
columnValue	null	Edm.String
columnColumnName	null	Edm.String
customColumnDisplayValue	null, Additional Information	Edm.String

#### userSearchCriteria

Property Name	Description	Property Type
studentID		Edm.String
personGUID		Edm.String
startIndex		Edm.Int64
endIndex		Edm.Int64
pageSize		Edm.Int64

#### userCompetencyAssessments

Property Name	Description	Property Type
competencyID	Cpty ID	Edm.String
competencyDescription	Competency Description	Edm.String
masteryLevel	Mastery Level	Edm.Double
competencyAssessmentDateTimeOffset	Assessment Date	Edm.DateTimeOffset

AlternateSupervisor

Property Name	Description	Property Type
name	Name	Edm.String

## Action: mergeUser

### ⚠ Caution

If you want to merge two users, please use the action import AI\_mergeUser

This action import function replaces all the existing roles with the role IDs passed in the second parameter

For the action mergeUser, IsBound is false

Return Type: Namespace1\_Alias.MergeUser

Parameters of mergeUser

Parameter Name	Description	Parameter Type
fromUserID	This is the User ID that will be deactivate and have its content merged.	Edm.String
toUserID	This is the User ID that will receive the data from the other User	Edm.String
fromPersonGUID	This is the User ID that will be deactivate and have its content merged.	Edm.String
toPersonGUID	This is the User ID that will receive the data from the other User	Edm.String

## 9.8.1.18 catalogSearch/v1 Metadata

Call for the catalog search metadata to see the search parameters for the web service.

### Metadata Call

#### ↗ Sample Code

```
GET /learning/odatav4/catalogSearch/v1/$metadata
```

## Headers

Header	Value
Authorization	Bearer oauth_token

## Containers

### Entity Sets

Name	Description	Type
CatalogItems		Namespace1_Alias.CatalogItem

### Action Import

Name	Description	Action
No Action Import	No Action Import	No Action Import

### Navigation Property Bindings

Path	Target
No Navigation Property Binding	No Navigation Property Binding

## Entity Types

### CatalogItem

Property Name	Description	Property Type
sku	A Stock Keeping Unit (SKU) is a unique ID of an object in learning, used for commercial tracking, inventory, and account balancing.	Edm.String

Property Name	Description	Property Type
inventoryType	This is a way to categorize your inventory. Each catalog entry has an inventory type, which can be one of the following: COMPONENT, MATERIAL, QUALIFICATION, or PROGRAM. COMPONENT means a Learning Item (a course in your catalog). MATERIAL means A book, video, or other physical object used for learning. QUALIFICATION means a curriculum (a group of courses, most often used by customers who are held to compliance by a regulator). PROGRAM means a Program (Learning programs afford flexibility to organizations that want to design a timeline of learning, or a syllabus of learning).	Edm.String
componentTypeID	Item type IDs are a critical categorization in because they determine how users are marked complete for a learning item. One item type can have completion statuses of pass and fail while another might have completion statuses of pass, fail and incomplete.	Edm.String
revisionDate	This is the revision date of this entity. Learning items often have revision dates that correspond to a regulator's revision of compliance measures. Each later revision date is a later iteration of a learning item. The revision date is in Unix Epoch time.	Edm.Int64
componentID	null	Edm.String
componentTypeDesc	The descriptions of item types can help you determine how the item type assigns credit.	Edm.String
componentClassification	This is the unique ID of the classification for a learning item. It can be: It can be one of the following values: BLENDED, CONTINUOUS ONLINE ACCESS, EXTERNAL-COURSE, PHYSICAL GOOD, or TIME-BASED.	Edm.String
qualID	The Unique ID of a curriculum in the system.	Edm.String

Property Name	Description	Property Type
price	The price of the entity. For example, the price of a class: how much does it cost a user to enroll into and complete the class?	Edm.Double
isBlendedLearningRegisterRequired	The price of the entity. For example, the price of a class: how much does it cost a user to enroll into and complete the class?	Edm.Boolean
enableOrder	If this value is true, then if the classification ID is BLENDED, then users must enroll for the learning item, even to see the online portions of the course. If it is false, then users can see the online portions without enrolling.	Edm.Boolean
chargebackMethod	The Chargeback method will return one of the following digits: 1, 2, 3, or 4. 1 means No Charge. 2 means Charge Buyer's Authorized Account Code. 3 means Charge Buyer's Specified Account Code. 4 means Distribute Charges to Buyer's Specified Account Code.	Edm.String
scheduleCanOverridePrice	If this value is true, then each instance of a course (class) can override the price that is set in main copy of the course (learning item). If the value is false, then every course created from the main copy (learning item) inherits the price from the main copy.	Edm.Boolean
catalogItemFlagID	Catalog flags help users understand why an item has been featured. Each company has a slightly different understanding of what each flag means, but they generally mean the following. New: The learning item has been added to the catalog recently. Revised: The learning item has been in the catalog, but a new revision of the learning item has been released. Featured: The learning item has been featured for some reason, but it is neither new or revised.	Edm.String

Property Name	Description	Property Type
catalogItemFlagReason	Administrators can type short text to describe why they have flagged an item in the catalog.	Edm.String
componentSource	This is a field on learning items that typically describes the developer of the course. For example, if you use third parties to create course material for you, then the third party that developed THIS learning item can be recorded in source.	Edm.String
title	This is the title of the entity translated to the users' locale.	Edm.String
description	This is the description of the learning item in the language of the current user (the user calling the web service). A description is intended to provide details to users so that they can decide if they are interested in the course. Descriptions can be translated using a key/value pair, where the key uniquely identifies a particular learning item's description and the values are each language's translation of the description. If you need the key that matches this value, look in Description-LabelKey.	Edm.String
titleLabelKey	This is the ID that the LMS uses to look up the title of the entity and return a value that is translated to this users' language/locale.	Edm.String
descriptionLabelKey	Descriptions can be translated using a key/value pair, where the key uniquely identifies a particular learning item's description and the values are each language's translation of the description. The web service returns the value for this user's language (locale) in Description. This is the key that you would use to look up the value that is plain text (stripped of inline HTML elements).	Edm.String

Property Name	Description	Property Type
htmlDescriptionLabelKey	Administrators can add inline HTML tags to descriptions. Descriptions can be translated using a key/value pair, where the key uniquely identifies a particular learning item's description and the values are each language's translation of the description. The web service returns the value for this user's language (locale) in Description. This is the key that you would use to look up the value <emphasis>that includes inline HTML elements.	Edm.String
hasPriceInPreferredCurrency	If the value is true, then learning administrators have defined a price in the current user's preferred currency. If the value is false, then the user's preferred currency does not appear in the list of price currencies for the course or class (learning item or class).	Edm.Boolean
isRatingEnabled	If the value is true, then users can rate the course in the catalog. Peer ratings help users decide which courses benefit them the most. If the value is false, then users cannot rate the course.	Edm.Boolean
averageRating	This is the User Average Rating, if applicable.	Edm.Double
totalRating	This is the User Total Rating, if applicable.	Edm.Double
ratingInMap		Collection(Namespace1_Alias.RatingInMap)
catalogItemStatus	This entity describes the relationship between the current user, the catalog, and the instance of the catalog item (course, book, video, and so on).	Namespace1_Alias.CatalogItemStatus
criteria		Namespace1_Alias.criteria
totalCount		Edm.Int64
totalLength		Edm.Double
startDate	This is the start date of a program in catalog. For all other types of entities (item, curricula, and so on) this is null.	Edm.Int64



Property Name	Description	Property Type
endDate	This is the end date of a program in catalog. For all other types of entities (item, curricula, and so on) this is null.	Edm.Int64
duration		Edm.Int64
durationType		Edm.String
learnerActions		Collection(Namespace1_Alias.learnerActions)

## Complex Types

criteria

Property Name	Description	Property Type
courseCategory	This is a category set by the administrator. Categories help organize the catalog for your company.	Edm.String

Property Name	Description	Property Type
showBlended	If set to true, the search looks for courses of classification BLENDED. A learning item classification is a category of a course, one that explains - in general terms - how the course is offered. It used by the LMS for business rules. For example, users do not enroll into a physical good, but do enroll into a an instructor led course. You cannot change the set of values for classification (they are set by the LMS). It can be one of the following values: BLENDED: Blended items are partly led by an instructor and partly online computer based training. Often the online portion is self-paced. CONTINUOUS ONLINE ACCESS: Online courses are always available to users. EXTERNAL-COURSE: External Courses are courses that have come in through the Open Content Network (OCN). PHYSICAL GOOD: Other courses that are most often a physical material like a book or CD. TIME-BASED: Instructor-led courses are classroom based courses, but the classroom can be physical or virtual (a conference call).	Edm.Boolean
showSchedules	If this is set to true, the system returns item records that have schedule offerings and does not return any other records. Also, if you set it to true, the system does NOT return the details of the offering. If this is set to false, the system returns all the records. Default is false.	Edm.Boolean
selectedSubjectAreaID	A subject area is a tag on a course. For example, you can tag courses as SALES or IT. You can then search for all subject areas tagged with the SALES subject ID.	Edm.String
selectedDeliveryMethodIDs	A delivery method is a category of how a company delivers a course. Companies set their own delivery methods.	Collection(Edm.String)

Property Name	Description	Property Type
<code>selectedComponentSourceIDs</code>	A source identifies the developer of a course. Users see the source, so they can decide if they like courses developed by a particular source, they can search for additional courses by that same source.	<code>Collection(Edm.String)</code>
<code>selectedStartDate</code>	The start date of the course. By default, this is null, so the start date is not limited. We recommend you send a start date of today to find courses that the user can enroll into.	<code>Edm.Int64</code>
<code>selectedEndDate</code>	This is the end date of the course.	<code>Edm.Int64</code>
<code>selectedFacilityIDs</code>	A facility is a group of locations where training takes place. For example, a facility can be a building and the locations can be rooms in the building. Searching by facility helps users find training in a place they can easily attend instructor led training.	<code>Collection(Edm.String)</code>
<code>offeringsInMyRegion</code>	If you use regions, users can search for courses in their region. A region is a group of facilities. For example, if your facilities are buildings where training takes place, your regions can be metropolitan areas where you have facilities. For example, New York, Tokyo, Frankfurt, and so on. When users in the New York region search for courses in their region, the system returns courses in facilities that are in the New York region: close to the user who is running the search. By default, the search uses a value of false: the search is NOT limited by region.	<code>Edm.Boolean</code>
<code>selectedRegionID</code>	Users can also search in specific regions outside their own. If a user often travels from New York to Frankfurt, the user might want to search his or her own region but also in Frankfurt.	<code>Edm.String</code>
<code>searchPhrase</code>	A text phrase that the system matches to courses in the catalog.	<code>Edm.String</code>

Property Name	Description	Property Type
pageSize	The amount of records that the search should return in one page. By default, the value is 500.	Edm.Int64
page	The page that the search should return.	Edm.Int64
sortOption	This is the column that you want to sort your results by. To sort by title, the value is 0 (zero). To sort by price, the value is 1. By default, the sort is by title.	Edm.Int32
locale	This is the locale that you want to search. For example, English finds U.S. English (en-US) and Brazilian Portuguese finds Brazilian Portuguese (pt-BR). To see the full list of locale IDs, go to References > Geography > Locales.	Edm.String
includeLearnerActions	If set to true, the system returns actions available to the learner for each learning item in the results. If set to false, actions will not be included in results. Default is false.	Edm.Boolean

#### RatingInMap

Property Name	Description	Property Type
key		Edm.String
value		Edm.Double

#### CatalogItemStatus

Property Name	Description	Property Type
requiredDate	The date that this is required to be complete. Users see this date as their deadline in their assignments.	Edm.Int64
hasCurriculaAssigned	Does this learning item have curricula attached to it? In Catalog Item Status, THIS LEARNING ITEM is a unique term. It means the learning item that was returned through a catalog for this user.	Edm.Boolean

Property Name	Description	Property Type
hasOnlinePart	If the learning item is assigned to a user and if it is online (computer based) or blended (some instructor segments and some online segments), then this is true. Otherwise, it is false.	Edm.Boolean
addUser	The user type who added the learning item. A is an administrator and P is a user (for example, a supervisor).	Edm.String
addUsername	The username of the user who added this course to this users's assignments.	Edm.String
isPrerequisitesSatisfied	If the value of this is true, then the user has completed the prerequisites for the learning item. Users must complete the prerequisites for some item to launch the content or enroll in the course.	Edm.Boolean
enrollmentStatusType	This field describes where the user is in the enrollment process. The possible values of this field are: E - User is actively enrolled in the system. This value is returned in some other services as ENROLL. W - User is waitlisted. Users on the waitlist become enrolled when enrolled users withdraw from the course. This value is returned in some other services as WAITLIST. P - User is pending enrollment. Users are most often pending because their enrollment is in the middle of an approval process. This value is returned in some other services as PENDING. C - The user has withdrawn, been withdrawn, or the enrollment has been cancelled for any reason. This value is returned in some other services as CANCELLED.	Edm.String
hasVLSInsession	If the value of this is true, then the course has a Virtual Learning Service (VLS) in session. A VLS session is a virtual meeting with the instructor through a meeting room vendor like WebEx or Adobe Connect.	Edm.Boolean

Property Name	Description	Property Type
hasPertinentScheduleSegmentInSession	If the learning item has a class based on it, then this field tells you if there is a segment in session or not. Returns true if there is a segment in session. Else returns false.	Edm.Boolean
hasPertinentScheduleStarted	The value of this is true if the current time is between the a segment's scheduled start time and end time. Otherwise the value of this is false. This tells you if a part of the course is in session.	Edm.Boolean
pertinentScheduleEnrollmentSeatID	This is the unique ID of the enrollment seat for the user in the current class. The value is a number.	Edm.Int64
onlineStatus	This is the online status for the learning item. It describes whether the online content can be launched by the user and how it can be launched. The values can be a negative number: -1 means available. The content can be launched immediately. -2 means locked out. The content would otherwise be available, but the administrator or the system has locked the user out and the user cannot launch it. -3 means not available. The content is not available. This could be because there is no online content for the course -4 means launch during session. The content can be launched only during the time that is scheduled for the course. -5 means that the prerequisites have no been satisfied. The content is not available because the user has not satisfied a prerequisite. When the user satisfies the prerequisite the content becomes available unless some other reason blocks availability (for example, the content can also be launched during the session only). -6 means in progress. The user has already launched the content and is in the process of completing it.	Edm.Int64

Property Name	Description	Property Type
availableScheduleStatus	This describes the users' status for enrollment into a class (a set class time) for the course. The values can be negative numbers. -10 means that the user can enroll into the class. -11 means that the user can waitlist into the class. A waitlist is a way for users to indicate interest. When a spot opens up in the class, users from the waitlist are first in line to be enrolled. -1 means that there is no available class for this course.	Edm.Int64
studentComponentID	This is a unique ID (a key) that represents the association between a learning item or learning object to student. It is used when a component is assigned to a user. The system generates this unique ID to track the progress of the user in the course.	Edm.Int64
isCheckListEnabled	If the value of this is true, then the course has a task checklist associated with it. A task checklist is an exam that requires an observer to watch the user accomplish a task or set of tasks.	Edm.Boolean
isObserversNominated	If the value of this is true, then the current user can nominate the observers for his or her task checklist.	Edm.Boolean
isChecklistObservationStarted	If the value of this is true, then this user has already started the task checklist.	Edm.Boolean
isUserTheChecklistObservee	If the value of this is true, then the current user is the user being tested by the task checklist.	Edm.Boolean
learnerActions		
Property Name	Description	Property Type
actionText		Edm.String
actionName		Edm.String

## Actions

This \$metadata does **not** contain actions.

## 9.8.1.19 user/catalogSearch/v1 Metadata

Call for the catalog search metadata to see the search parameters for the web service.

### Metadata Call

#### Sample Code

```
GET /learning/odatav4/public/user/catalogSearch/v1/$metadata
```

#### Headers

Header	Value
Authorization	Bearer oauth_token

### Containers

#### Entity Sets

Name	Description	Type
CatalogItems		Namespace1_Alias.CatalogItem

#### Action Import

Name	Description	Action
No Action Import	No Action Import	No Action Import

#### Navigation Property Bindings

Path	Target
No Navigation Property Binding	No Navigation Property Binding



## Entity Types

CatalogItem

Property Name	Description	Property Type
sku	A Stock Keeping Unit (SKU) is a unique ID of an object in learning, used for commercial tracking, inventory, and account balancing.	Edm.String
inventoryType	This is a way to categorize your inventory. Each catalog entry has an inventory type, which can be one of the following: COMPONENT, MATERIAL, QUALIFICATION, or PROGRAM. COMPONENT means a Learning Item (a course in your catalog). MATERIAL means A book, video, or other physical object used for learning. QUALIFICATION means a curriculum (a group of courses, most often used by customers who are held to compliance by a regulator). PROGRAM means a Program (Learning programs afford flexibility to organizations that want to design a timeline of learning, or a syllabus of learning).	Edm.String
componentTypeID	Item type IDs are a critical categorization in because they determine how users are marked complete for a learning item. One item type can have completion statuses of pass and fail while another might have completion statuses of pass, fail and incomplete.	Edm.String
revisionDate	This is the revision date of this entity. Learning items often have revision dates that correspond to a regulator's revision of compliance measures. Each later revision date is a later iteration of a learning item. The revision date is in Unix Epoch time.	Edm.Int64
componentID	null	Edm.String
componentTypeDesc	The descriptions of item types can help you determine how the item type assigns credit.	Edm.String

Property Name	Description	Property Type
componentClassification	This is the unique ID of the classification for a learning item. It can be: It can be one of the following values: BLENDED, CONTINUOUS ONLINE ACCESS, EXTERNAL-COURSE, PHYSICAL GOOD, or TIME-BASED.	Edm.String
qualID	The Unique ID of a curriculum in the system.	Edm.String
price	The price of the entity. For example, the price of a class: how much does it cost a user to enroll into and complete the class?	Edm.Double
isBlendedLearningRegisterRequired	The price of the entity. For example, the price of a class: how much does it cost a user to enroll into and complete the class?	Edm.Boolean
enableOrder	If this value is true, then if the classification ID is BLENDED, then users must enroll for the learning item, even to see the online portions of the course. If it is false, then users can see the online portions without enrolling.	Edm.Boolean
chargebackMethod	The Chargeback method will return one of the following digits: 1, 2, 3, or 4. 1 means No Charge. 2 means Charge Buyer's Authorized Account Code. 3 means Charge Buyer's Specified Account Code. 4 means Distribute Charges to Buyer's Specified Account Code.	Edm.String
scheduleCanOverridePrice	If this value is true, then each instance of a course (class) can override the price that is set in main copy of the course (learning item). If the value is false, then every course created from the main copy (learning item) inherits the price from the main copy.	Edm.Boolean

Property Name	Description	Property Type
catalogItemFlagID	Catalog flags help users understand why an item has been featured. Each company has a slightly different understanding of what each flag means, but they generally mean the following. New: The learning item has been added to the catalog recently. Revised: The learning item has been in the catalog, but a new revision of the learning item has been released. Featured: The learning item has been featured for some reason, but it is neither new or revised.	Edm.String
catalogItemFlagReason	Administrators can type short text to describe why they have flagged an item in the catalog.	Edm.String
componentSource	This is a field on learning items that typically describes the developer of the course. For example, if you use third parties to create course material for you, then the third party that developed THIS learning item can be recorded in source.	Edm.String
title	This is the title of the entity translated to the users' locale.	Edm.String
description	This is the description of the learning item in the language of the current user (the user calling the web service). A description is intended to provide details to users so that they can decide if they are interested in the course. Descriptions can be translated using a key/value pair, where the key uniquely identifies a particular learning item's description and the values are each language's translation of the description. If you need the key that matches this value, look in DescriptionLabelKey.	Edm.String
titleLabelKey	This is the ID that the LMS uses to look up the title of the entity and return a value that is translated to this users' language/locale.	Edm.String

Property Name	Description	Property Type
<code>descriptionLabelKey</code>	Descriptions can be translated using a key/value pair, where the key uniquely identifies a particular learning item's description and the values are each language's translation of the description. The web service returns the value for this user's language (locale) in Description. This is the key that you would use to look up the value that is plain text (stripped of inline HTML elements).	<code>Edm.String</code>
<code>htmlDescriptionLabelKey</code>	Administrators can add inline HTML tags to descriptions. Descriptions can be translated using a key/value pair, where the key uniquely identifies a particular learning item's description and the values are each language's translation of the description. The web service returns the value for this user's language (locale) in Description. This is the key that you would use to look up the value <emphasis>that includes inline HTML elements.	<code>Edm.String</code>
<code>hasPriceInPreferredCurrency</code>	If the value is true, then learning administrators have defined a price in the current user's preferred currency. If the value is false, then the user's preferred currency does not appear in the list of price currencies for the course (learning item or class).	<code>Edm.Boolean</code>
<code>isRatingEnabled</code>	If the value is true, then users can rate the course in the catalog. Peer ratings help users decide which courses benefit them the most. If the value is false, then users cannot rate the course.	<code>Edm.Boolean</code>
<code>averageRating</code>	This is the User Average Rating, if applicable.	<code>Edm.Double</code>
<code>totalRating</code>	This is the User Total Rating, if applicable.	<code>Edm.Double</code>
<code>ratingInMap</code>		<code>Collection(Namespace1_Alias.RatingInMap)</code>

Property Name	Description	Property Type
catalogItemStatus	This entity describes the relationship between the current user, the catalog, and the instance of the catalog item (course, book, video, and so on).	Namespace1_Alias.CatalogItemStatus
criteria		Namespace1_Alias.criteria
totalCount		Edm.Int64
totalLength		Edm.Double
startDate	This is the start date of a program in catalog. For all other types of entities (item, curricula, and so on) this is null.	Edm.Int64
endDate	This is the end date of a program in catalog. For all other types of entities (item, curricula, and so on) this is null.	Edm.Int64
duration		Edm.Int64
durationType		Edm.String
learnerActions		Collection(Namespace1_Alias.learnerActions)

## Complex Types

criteria

Property Name	Description	Property Type
courseCategory	This is a category set by the administrator. Categories help organize the library for your company. The possible values include Item, Curricula, Program, Quick-Guide, and Collection.	Edm.String

Property Name	Description	Property Type
showBlended	If set to true, the search looks for courses of classification BLENDED. A learning item classification is a category of a course, one that explains - in general terms - how the course is offered. It used by the LMS for business rules. For example, users do not enroll into a physical good, but do enroll into a an instructor led course. You cannot change the set of values for classification (they are set by the LMS). It can be one of the following values: BLENDED: Blended items are partly led by an instructor and partly online computer based training. Often the online portion is self-paced. CONTINUOUS ONLINE ACCESS: Online courses are always available to users. EXTERNAL-COURSE: External Courses are courses that have come in through the Open Content Network (OCN). PHYSICAL GOOD: Other courses that are most often a physical material like a book or CD. TIME-BASED: Instructor-led courses are classroom based courses, but the classroom can be physical or virtual (a conference call).	Edm.Boolean
showSchedules	If this is set to true, the system returns item records that have schedule offerings and does not return any other records. Also, if you set it to true, the system does NOT return the details of the offering. If this is set to false, the system returns all the records. Default is false.	Edm.Boolean
selectedSubjectAreaID	A subject area is a tag on a course. For example, you can tag courses as SALES or IT. You can then search for all subject areas tagged with the SALES subject ID.	Edm.String
selectedDeliveryMethodIDs	A delivery method is a category of how a company delivers a course. Companies set their own delivery methods.	Collection(Edm.String)

Property Name	Description	Property Type
selectedComponentSourceIDs	A source identifies the developer of a course. Users see the source, so they can decide if they like courses developed by a particular source, they can search for additional courses by that same source.	Collection (Edm.String)
selectedStartDate	The start date of the course. By default, this is null, so the start date is not limited. We recommend you send a start date of today to find courses that the user can enroll into.	Edm.Int64
selectedEndDate	This is the end date of the course.	Edm.Int64
selectedFacilityIDs	A facility is a group of locations where training takes place. For example, a facility can be a building and the locations can be rooms in the building. Searching by facility helps users find training in a place they can easily attend instructor led training.	Collection (Edm.String)
offeringsInMyRegion	If you use regions, users can search for courses in their region. A region is a group of facilities. For example, if your facilities are buildings where training takes place, your regions can be metropolitan areas where you have facilities. For example, New York, Tokyo, Frankfurt, and so on. When users in the New York region search for courses in their region, the system returns courses in facilities that are in the New York region: close to the user who is running the search. By default, the search uses a value of false: the search is NOT limited by region.	Edm.Boolean
selectedRegionID	Users can also search in specific regions outside their own. If a user often travels from New York to Frankfurt, the user might want to search his or her own region but also in Frankfurt.	Edm.String
searchPhrase	A text phrase that the system matches to courses in the catalog.	Edm.String

Property Name	Description	Property Type
pageSize	The amount of records that the search should return in one page. By default, the value is 500.	Edm.Int64
page	The page that the search should return.	Edm.Int64
sortOption	This is the column that you want to sort your results by. To sort by title, the value is 0 (zero). To sort by price, the value is 1. By default, the sort is by title.	Edm.Int32
locale	This is the locale that you want to search. For example, English finds U.S. English (en-US) and Brazilian Portuguese finds Brazilian Portuguese (pt-BR). To see the full list of locale IDs, go to References > Geography > Locales.	Edm.String
includeLearnerActions	If set to true, the system returns actions available to the learner for each learning item in the results. If set to false, actions will not be included in results. Default is false.	Edm.Boolean

#### RatingInMap

Property Name	Description	Property Type
key		Edm.String
value		Edm.Double

#### CatalogItemStatus

Property Name	Description	Property Type
requiredDate	The date that this is required to be complete. Users see this date as their deadline in their assignments.	Edm.Int64
hasCurriculaAssigned	Does this learning item have curricula attached to it? In Catalog Item Status, THIS LEARNING ITEM is a unique term. It means the learning item that was returned through a catalog for this user.	Edm.Boolean



Property Name	Description	Property Type
hasOnlinePart	If the learning item is assigned to a user and if it is online (computer based) or blended (some instructor segments and some online segments), then this is true. Otherwise, it is false.	Edm.Boolean
addUser	The user type who added the learning item. A is an administrator and P is a user (for example, a supervisor).	Edm.String
addUsername	The username of the user who added this course to this users's assignments.	Edm.String
isPrerequisitesSatisfied	If the value of this is true, then the user has completed the prerequisites for the learning item. Users must complete the prerequisites for some item to launch the content or enroll in the course.	Edm.Boolean
enrollmentStatusType	This field describes where the user is in the enrollment process. The possible values of this field are: E - User is actively enrolled in the system. This value is returned in some other services as ENROLL. W - User is waitlisted. Users on the waitlist become enrolled when enrolled users withdraw from the course. This value is returned in some other services as WAITLIST. P - User is pending enrollment. Users are most often pending because their enrollment is in the middle of an approval process. This value is returned in some other services as PENDING. C - The user has withdrawn, been withdrawn, or the enrollment has been cancelled for any reason. This value is returned in some other services as CANCELLED.	Edm.String
hasVLSInsession	If the value of this is true, then the course has a Virtual Learning Service (VLS) in session. A VLS session is a virtual meeting with the instructor through a meeting room vendor like WebEx or Adobe Connect.	Edm.Boolean

Property Name	Description	Property Type
hasPertinentScheduleSegmentInSession	If the learning item has a class based on it, then this field tells you if there is a segment in session or not. Returns true if there is a segment in session. Else returns false.	Edm.Boolean
hasPertinentScheduleStarted	The value of this is true if the current time is between the a segment's scheduled start time and end time. Otherwise the value of this is false. This tells you if a part of the course is in session.	Edm.Boolean
pertinentScheduleEnrollmentSeatID	This is the unique ID of the enrollment seat for the user in the current class. The value is a number.	Edm.Int64
onlineStatus	This is the online status for the learning item. It describes whether the online content can be launched by the user and how it can be launched. The values can be a negative number: -1 means available. The content can be launched immediately. -2 means locked out. The content would otherwise be available, but the administrator or the system has locked the user out and the user cannot launch it. -3 means not available. The content is not available. This could be because there is no online content for the course -4 means launch during session. The content can be launched only during the time that is scheduled for the course. -5 means that the prerequisites have no been satisfied. The content is not available because the user has not satisfied a prerequisite. When the user satisfies the prerequisite the content becomes available unless some other reason blocks availability (for example, the content can also be launched during the session only). -6 means in progress. The user has already launched the content and is in the process of completing it.	Edm.Int64

Property Name	Description	Property Type
availableScheduleStatus	This describes the users' status for enrollment into a class (a set class time) for the course. The values can be negative numbers. -10 means that the user can enroll into the class. -11 means that the user can waitlist into the class. A waitlist is a way for users to indicate interest. When a spot opens up in the class, users from the waitlist are first in line to be enrolled. -1 means that there is no available class for this course.	Edm.Int64
studentComponentID	This is a unique ID (a key) that represents the association between a learning item or learning object to student. It is used when a component is assigned to a user. The system generates this unique ID to track the progress of the user in the course.	Edm.Int64
isCheckListEnabled	If the value of this is true, then the course has a task checklist associated with it. A task checklist is an exam that requires an observer to watch the user accomplish a task or set of tasks.	Edm.Boolean
isObserversNominated	If the value of this is true, then the current user can nominate the observers for his or her task checklist.	Edm.Boolean
isChecklistObservationStarted	If the value of this is true, then this user has already started the task checklist.	Edm.Boolean
isUserTheChecklistObservee	If the value of this is true, then the current user is the user being tested by the task checklist.	Edm.Boolean
learnerActions		
Property Name	Description	Property Type
actionText		Edm.String
actionName		Edm.String

## Actions

This \$metadata does **not** contain actions.

## 9.8.1.20 admin/learningEvent/v1 Metadata

Use this call to find the data that you need to post a learning event to learning history.

### Metadata Call

#### Sample Code

```
GET /learning/odatav4/public/admin/learningEvent/v1/$metadata
```

#### Headers

Header	Value
Authorization	Bearer oauth_token

### Containers

#### Entity Sets

Name	Description	Type
recordLearningEvents		Namespace1_Alias.recordLearningEvent

#### Action Import

Name	Description	Action
No Action Import	No Action Import	No Action Import

#### Navigation Property Bindings

Path	Target
No Navigation Property Binding	No Navigation Property Binding

## Entity Types

recordLearningEvent

Property Name	Description	Property Type
recordLearningEvents	Various people in your organization post learning events to SAP SuccessFactors Learning: users can post the completion of self-assigned courses, and supervisors and administrators can post the completion of courses for users. Exactly how each user role can post learning events depends on your configuration.	Collection(Namespace1_Alias.recordLearningEvents)

## Complex Types

recordLearningEvents

Property Name	Description	Property Type
componentTypeID	Item type IDs are a critical categorization in because they determine how users are marked complete for a learning item. One item type can have completion statuses of pass and fail while another might have completion statuses of pass, fail and incomplete.	Edm.String
componentID	This is the unique ID of a learning item.	Edm.String
revisionDate	This is the revision date of this entity. Learning items often have revision dates that correspond to a regulator's revision of compliance measures. Each later revision date is a later iteration of a learning item. The revision date is in Unix Epoch time.	Edm.Int64
completionStatusID	This is the task checklist completion status ID. It is the completion status that the user is assigned if they pass the task checklist.	Edm.String

Property Name	Description	Property Type
revisionNumber	This is the revision number of this entity. Each revision date has a revision number. Users sometimes know the revision number of training instead of the revision date. For example, they might know that they want revision 2 of a training, regardless of the date that it was revised.	Edm.String
scheduleID	This is the unique ID of the class that the user completed. A class is a course that took place at one place and time. For example, you can have one course called Business Writing that is offered every month. Each month is a different instance of Business Writing, and therefore a different class of the course.	Edm.Int64
errorMessage		Edm.String
studentID	This is the unique ID of a user in the Learning Management System (LMS). This is recognized within the LMS only. If you want an ID that is recognized throughout SAP SuccessFactors HCM Suite, you want to get the Person GUID or Person External ID.	Edm.String
personGUID	This is an internally generated, immutable identifier for one person across all of SuccessFactors HCM Suite. This is different from an LMS user ID (often called STUDENT ID). The student ID is used only within the Learning Management System (LMS). It is also different from the PERSON ID, which is used throughout SAP SuccessFactors HCM Suite but is mutable. In most cases, you use the person ID when you want to call a single user throughout the suite.	Edm.String
completionDate	A completion date is the date that the user completed the course. When you return it through a web service, it is in Unix Epoch format.	Edm.Int64
completionTimeZoneID	This is the time zone which will be used for computing the completion time of the learning event in the system.	Edm.String

Property Name	Description	Property Type
grade	This is the grade that the user earned for completing the course. Grades are defined by your company. They can be numeric (1-10) or codes (Like A-F or Pass/Fail/Incomplete).	Edm.String
creditHours	Credit hours are the number of hours that a user earns for completing a learning event. For example, in many U.S. colleges, students attend a single class for 15 weeks, 3 days each week, and 1 hour each day. In this case, the total hours equals 45; however, the college grants 3 CREDIT HOURS for this class. The hours can be inherited from the learning event (the course) or they can be specified when a user, supervisor, or administrator records completion with the Record Learning wizard.	Edm.Double
cpeHours	CPE is an abbreviation for "Continuing Professional Education" and refers to learning activities that users perform to maintain and expand the skills that their profession demands. Therefore, CPE hours are very much like credit hours, but the accumulation of CPE hours often leads to a professional certification. The hours can be inherited from the learning event (the course) or they can be specified when a user, supervisor, or administrator records completion with the Record Learning wizard.	Edm.Double
contactHours	Contact hours are the total number of hours that you expect a user to have contact with an instructor. For example, if you set up a blended learning item that has 8 total hours and, for 6 of those hours, you expect the user to be in an instructor-led segment, then the contact hours equals 6. The hours can be inherited from the learning event (the course) or they can be specified when a user, supervisor, or administrator records completion with the Record Learning wizard.	Edm.Double

Property Name	Description	Property Type
totalHours	This is the total hours that a user earns for completing a course.	Edm.Double
instructorName	This is the name of the instructor who taught the course.	Edm.String
comments	This is comments about the learning event.	Edm.String

## Actions

This \$metadata does **not** contain actions.

### 9.8.1.21 user/learningEvent/v1 Metadata

Use this call to find the data that you need to post a learning event to learning history.

## Metadata Call

### Sample Code

```
GET /learning/odatav4/public/user/learningEvent/v1/$metadata
```

### Headers

Header	Value
Authorization	Bearer oauth_token

## Containers

### Entity Sets

Name	Description	Type
recordLearningEvents		Namespace1_Alias.recordLearningEvent



## Action Import

Name	Description	Action
No Action Import	No Action Import	No Action Import

## Navigation Property Bindings

Path	Target
No Navigation Property Binding	No Navigation Property Binding

## Entity Types

### recordLearningEvent

Property Name	Description	Property Type
<code>recordLearningEvents</code>	Various people in your organization post learning events to SAP SuccessFactors Learning: users can post the completion of self-assigned courses, and supervisors and administrators can post the completion of courses for users. Exactly how each user role can post learning events depends on your configuration.	<code>Collection(Namespace1_Alias.recordLearningEvents)</code>

## Complex Types

### recordLearningEvents

Property Name	Description	Property Type
<code>componentTypeID</code>	Item type IDs are a critical categorization in because they determine how users are marked complete for a learning item. One item type can have completion statuses of pass and fail while another might have completion statuses of pass, fail and incomplete.	<code>Edm.String</code>
<code>componentID</code>	This is the unique ID of a learning item.	<code>Edm.String</code>

Property Name	Description	Property Type
revisionDate	This is the revision date of this entity. Learning items often have revision dates that correspond to a regulator's revision of compliance measures. Each later revision date is a later iteration of a learning item. The revision date is in Unix Epoch time.	Edm.Int64
completionStatusID	This is the task checklist completion status ID. It is the completion status that the user is assigned if they pass the task checklist.	Edm.String
revisionNumber	This is the revision number of this entity. Each revision date has a revision number. Users sometimes know the revision number of training instead of the revision date. For example, they might know that they want revision 2 of a training, regardless of the date that it was revised.	Edm.String
scheduleID	This is the unique ID of the class that the user completed. A class is a course that took place at one place and time. For example, you can have one course called Business Writing that is offered every month. Each month is a different instance of Business Writing, and therefore a different class of the course.	Edm.Int64
errorMessage		Edm.String
studentID	This is the unique ID of a user in the Learning Management System (LMS). This is recognized within the LMS only. If you want an ID that is recognized throughout SAP SuccessFactors HCM Suite, you want to get the Person GUID or Person External ID.	Edm.String

Property Name	Description	Property Type
personGUID	This is an internally generated, immutable identifier for one person across all of SuccessFactors HCM Suite. This is different from an LMS user ID (often called STUDENT ID). The student ID is used only within the Learning Management System (LMS). It is also different from the PERSON ID, which is used throughout SAP SuccessFactors HCM Suite but is mutable. In most cases, you use the person ID when you want to call a single user throughout the suite.	Edm.String
completionDate	A completion date is the date that the user completed the course. When you return it through a web service, it is in Unix Epoch format.	Edm.Int64
completionTimeZoneID	This is the time zone which will be used for computing the completion time of the learning event in the system.	Edm.String
grade	This is the grade that the user earned for completing the course. Grades are defined by your company. They can be numeric (1-10) or codes (Like A-F or Pass/Fail/Incomplete).	Edm.String
creditHours	Credit hours are the number of hours that a user earns for completing a learning event. For example, in many U.S. colleges, students attend a single class for 15 weeks, 3 days each week, and 1 hour each day. In this case, the total hours equals 45; however, the college grants 3 CREDIT HOURS for this class. The hours can be inherited from the learning event (the course) or they can be specified when a user, supervisor, or administrator records completion with the Record Learning wizard.	Edm.Double

Property Name	Description	Property Type
cpeHours	CPE is an abbreviation for "Continuing Professional Education" and refers to learning activities that users perform to maintain and expand the skills that their profession demands. Therefore, CPE hours are very much like credit hours, but the accumulation of CPE hours often leads to a professional certification. The hours can be inherited from the learning event (the course) or they can be specified when a user, supervisor, or administrator records completion with the Record Learning wizard.	Edm.Double
contactHours	Contact hours are the total number of hours that you expect a user to have contact with an instructor. For example, if you set up a blended learning item that has 8 total hours and, for 6 of those hours, you expect the user to be in an instructor-led segment, then the contact hours equals 6. The hours can be inherited from the learning event (the course) or they can be specified when a user, supervisor, or administrator records completion with the Record Learning wizard.	Edm.Double
totalHours	This is the total hours that a user earns for completing a course.	Edm.Double
instructorName	This is the name of the instructor who taught the course.	Edm.String
comments	This is comments about the learning event.	Edm.String

## Actions

This \$metadata does **not** contain actions.

## 9.8.1.22 user/itemAssignment/v1 Metadata

Call for the learning item assignment metadata to see the parameters for the service when called as a user.

### Metadata Call for User or Supervisor Assignment

Use this metadata call when you want the assigner to be a user or a supervisor. For example, if you are building a web client to allow users or supervisors to manage assignments, use this metadata call.

#### Sample Code

```
GET /learning/odatav4/public/user/itemAssignment/v1/$metadata
```

Headers

Header	Value
Authorization	Bearer oauth_token

### Containers

Entity Sets

Name	Description	Type
itemAssignments	This is a set of assignments that you want to make to users. Even when an entity is a collection (a wrapper for many entities), you must supply a primary key in both the GET URL and any body of the request (for example, in PUT or POST). This value is ignored in wrapper entities but it is required.	Namespace1_Alias.itemAssignment
removeItemAssignments	This is a set of assignments that you want to make to users. Even when an entity is a collection (a wrapper for many entities), you must supply a primary key in both the GET URL and any body of the request (for example, in PUT or POST). This value is ignored in wrapper entities but it is required.	Namespace1_Alias.removeItemAssignment

Name	Description	Type
UserCourses	This is a set of assignments that you want to make to users.,Even when an entity is a collection (a wrapper for many entities), you must supply a primary key in both the GET URL and any body of the request (for example, in PUT or POST). This value is ignored in wrapper entities but it is required.	Namespace1_Alias.UserCourse

#### Action Import

Name	Description	Action
AI_removeAssignment	This unassigns learning items from users.	Namespace1_Alias.removeAssignment

#### Navigation Property Bindings

Path	Target
No Navigation Property Binding	No Navigation Property Binding

## Entity Types

#### itemAssignment

Property Name	Description	Property Type
componentTypeID	Item type IDs are a critical categorization in because they determine how users are marked complete for a learning item. One item type can have completion statuses of pass and fail while another might have completion statuses of pass, fail and incomplete., Type	Edm.String
componentID	This is the unique ID of a learning item., ID	Edm.String

Property Name	Description	Property Type
revisionDate	This is the revision date of this entity. Learning items often have revision dates that correspond to a regulator's revision of compliance measures. Each later revision date is a later iteration of a learning item. The revision date is in Unix Epoch time.,  Revision Date	Edm.Int64
studentID	This is the unique ID of a user in the Learning Management System (LMS). This is recognized within the LMS only. If you want an ID that is recognized throughout SAP SuccessFactors HCM Suite, you want to get the Person GUID or Person External ID.,  User ID	Edm.String
personGUID	null	Edm.String
title	null,  Title	Edm.String
recordType	null,  Record Type	Edm.String
assignmentTypeDesc	Assignment Type	Edm.String
componentTypeDescription	Type	Edm.String
revisionDateTimeOffset	Revision Date	Edm.DateTimeOffset
recordID	ID	Edm.String

#### removeItemAssignment

Property Name	Description	Property Type
componentTypeID	Item type IDs are a critical categorization in because they determine how users are marked complete for a learning item. One item type can have completion statuses of pass and fail while another might have completion statuses of pass, fail and incomplete.	Edm.String
componentID	This is the unique ID of a learning item.	Edm.String

Property Name	Description	Property Type
revisionDate	This is the revision date of this entity. Learning items often have revision dates that correspond to a regulator's revision of compliance measures. Each later revision date is a later iteration of a learning item. The revision date is in Unix Epoch time.	Edm.Int64
studentID	This is the unique ID of a user in the Learning Management System (LMS). This is recognized within the LMS only. If you want an ID that is recognized throughout SAP SuccessFactors HCM Suite, you want to get the Person GUID or Person External ID.	Edm.String
personGUID	null	Edm.String

#### UserCourse

Property Name	Description	Property Type
primaryKey	Even when an entity is a collection (a wrapper for many entities), you must supply a primary key in both the GET URL and any body of the request (for example, in PUT or POST). This value is ignored in wrapper entities but it is required.	Edm.String
userCourse	This is one learning assignment made to one Learning Management System (LMS) user.	Collection(Namespace1_Alias.UserCourse)



## Complex Types

UserCourse

Property Name	Description	Property Type
<code>componentTypeID</code>	Item type IDs are a critical categorization in because they determine how users are marked complete for a learning item. One item type can have completion statuses of pass and fail while another might have completion statuses of pass, fail and incomplete.	<code>Edm.String</code>
<code>componentID</code>	This is the unique ID of a learning item.	<code>Edm.String</code>
<code>revisionDate</code>	This is the revision date of this entity. Learning items often have revision dates that correspond to a regulator's revision of compliance measures. Each later revision date is a later iteration of a learning item. The revision date is in Unix Epoch time.	<code>Edm.Int64</code>
<code>studentID</code>	This is the unique ID of a user in the Learning Management System (LMS). This is recognized within the LMS only. If you want an ID that is recognized throughout SAP SuccessFactors HCM Suite, you want to get the Person GUID or Person External ID.	<code>Edm.String</code>
<code>personGUID</code>	This is an internally generated, immutable identifier for one person across all of SuccessFactors HCM Suite. This is different from an LMS user ID (often called STUDENT ID). The student ID is used only within the Learning Management System (LMS). It is also different from the PERSON ID, which is used throughout SAP SuccessFactors HCM Suite but is mutable. In most cases, you use the person ID when you want to call a single user throughout the suite.	<code>Edm.String</code>
<code>assignmentType</code>	This is the assignment type of the entity, which is enumerated in SAP SuccessFactors Learning Administration, in the References section, in the Learning group.	<code>Edm.String</code>

Property Name	Description	Property Type
assignmentDate	This is the assignment date of the curriculum.	Edm.Int64
requiredDate	The date that this is required to be complete. Users see this date as their deadline in their assignments.	Edm.Int64
errorMessage	This contains error messages.	Edm.String

## Action: removeAssignment

This unassigns learning items from users.

For the action `removeAssignment`, `IsBound` is `false`

Return Type: `Collection(Namespace1_Alias.itemAssignment)`

Parameters of `removeAssignment`

Parameter Name	Description	Parameter Type
componentID	This is the unique ID of a learning item.	Edm.String
componentTypeID	Item type IDs are a critical categorization in because they determine how users are marked complete for a learning item. One item type can have completion statuses of pass and fail while another might have completion statuses of pass, fail and incomplete.	Edm.String
revisionDate	<code>sf.api.learning.members.Revision_Date</code>	Edm.Int64
studentID	This is the unique ID of a user in the Learning Management System (LMS). This is recognized within the LMS only. If you want an ID that is recognized throughout SAP SuccessFactors HCM Suite, you want to get the Person GUID or Person External ID.	Edm.String

## 9.8.1.23 admin/userService/v1 Metadata

Call for the learning item assignment metadata to see the parameters for the service when called as an administrator.

### Metadata Call for Administrator Assignment

Use this metadata call when you want the assigner to be an administrator. For example, if you are building a web client to allow administrators to manage assignments, use this metadata call.

#### Sample Code

```
GET /learning/odatav4/public/admin/userService/v1/$metadata
```

Headers

Header	Value
Authorization	Bearer oauth_token

### Containers

Entity Sets

Name	Description	Type
MergeUsers	This is a set of assignments that you want to make to users. Even when an entity is a collection (a wrapper for many entities), you must supply a primary key in both the GET URL and any body of the request (for example, in PUT or POST). This value is ignored in wrapper entities but it is required.	Namespace1_Alias.MergeUser
Users	This is a set of assignments that you want to make to users. Even when an entity is a collection (a wrapper for many entities), you must supply a primary key in both the GET URL and any body of the request (for example, in PUT or POST). This value is ignored in wrapper entities but it is required.	Namespace1_Alias.User

Name	Description	Type
UserInfos	<p>This is a set of assignments that you want to make to users. Even when an entity is a collection (a wrapper for many entities), you must supply a primary key in both the GET URL and any body of the request (for example, in PUT or POST). This value is ignored in wrapper entities but it is required.</p>	Namespace1_Alias.UserInfo
itemAssignments	<p>This is a set of assignments that you want to make to users. Even when an entity is a collection (a wrapper for many entities), you must supply a primary key in both the GET URL and any body of the request (for example, in PUT or POST). This value is ignored in wrapper entities but it is required.</p>	Namespace1_Alias.itemAssignment
UserCourses	<p>This is a set of assignments that you want to make to users. Even when an entity is a collection (a wrapper for many entities), you must supply a primary key in both the GET URL and any body of the request (for example, in PUT or POST). This value is ignored in wrapper entities but it is required.</p>	Namespace1_Alias.UserCourse
removeItemAssignments	<p>This is a set of assignments that you want to make to users. Even when an entity is a collection (a wrapper for many entities), you must supply a primary key in both the GET URL and any body of the request (for example, in PUT or POST). This value is ignored in wrapper entities but it is required.</p>	Namespace1_Alias.removeItemAssignment
UserInformation	<p>This is a set of assignments that you want to make to users. Even when an entity is a collection (a wrapper for many entities), you must supply a primary key in both the GET URL and any body of the request (for example, in PUT or POST). This value is ignored in wrapper entities but it is required.</p>	Namespace1_Alias.UserInformation

Name	Description	Type
learninghistorys	This is a set of assignments that you want to make to users. Even when an entity is a collection (a wrapper for many entities), you must supply a primary key in both the GET URL and any body of the request (for example, in PUT or POST). This value is ignored in wrapper entities but it is required.	Namespace1_Alias.learninghistory

#### Action Import

Name	Description	Action
AI_mergeUser	This action import function replaces all the existing roles with the role IDs passed in the second parameter	Namespace1_Alias.mergeUser

#### Navigation Property Bindings

Path	Target
learningAssignment	itemAssignments
learninghistory	learninghistorys

## Entity Types

#### MergeUser

Property Name	Description	Property Type
fromPersonGUID	User to be deactivated in the merge	Edm.String
fromUserID	User to be deactivated in the merge	Edm.String
toPersonGUID	User to receive the Merge	Edm.String
toUserID	User to receive the Merge	Edm.String
mergeSuccess	Boolean that says if the operation returned Success or Failure	Edm.Boolean
attributes	Student Information	Collection(Edm.String)
learnigAssignments	Learning Items that are assigned to the Student	Collection(Edm.String)
learningHistories	Learning Items that the Student finished	Collection(Edm.String)

Property Name	Description	Property Type
competencies	Competencies of the Student	Collection(Edm.String)
assessments	Type of the Competencies Assessed to the Student	Collection(Edm.String)
registration	Enrollment in the Schedule Offering	Collection(Edm.String)
requests	Schedule Offering Requested	Collection(Edm.String)
orders	Purchase Orders of the Student	Collection(Edm.String)
messages		Collection(Namespace1_Alias.Messages)

#### User

Property Name	Description	Property Type
studentID	This is the unique ID of a user in the Learning Management System (LMS). This is recognized within the LMS only. If you want an ID that is recognized throughout SAP SuccessFactors HCM Suite, you want to get the Person GUID or Person External ID.,  User ID	Edm.String
firstName	The given name of a user.,  First Name	Edm.String
lastName	The family name of a user.,  Last Name	Edm.String
middleInitial	The middle initial of a user.,  MI	Edm.String
gender	This is the gender of the user: M (male) or F (female). The users' gender controls, for example, how the user is addressed in notifications.,  Gender	Edm.String
notActive	notActive can be (Y or N) or (Yes or No). The value N and the value No mean that the user is active. The value Y and the value Yes mean that the user is inactive.	Edm.String

Property Name	Description	Property Type
hasAccess	Does the user have access to the Learning Management System (LMS)?	Edm.String
employeeStatusID	You can associate employees with a status that identifies their standing in the company (for example, full-time, on leave, or suspended).  Employee Status	Edm.String
employeeTypeID	Users have an employee type, such as contractor, consultant, salaried, or part-time. You can use the employee type as an attribute to match users for an assignment profile or as search criteria when you execute a search (for example, you could run an Account Data report for users whose employee type is "full-time").  Employee Type	Edm.String
jobLocationID	The unique ID of the user's physical location.  Job Location	Edm.String
jobPositionID	The unique job CODE of the user. This can be confusing because it is sometimes returned with POSITION in the parameter name.  Job Code	Edm.String
jobTitle	Think of a user's job title as the title on a business card. Regardless of technical name of the job position, users typically know their jobs by more casual or more specific name.  Job Title	Edm.String

Property Name	Description	Property Type
domainID	<p>This is the security domain ID of the entity. You can associate a record with an access domain to control the administrators who can access the record. What an administrator can access and do for a record depends on how you configured the entity, function, and permission domain restrictions of the role ID that is associated with the administrator.,</p> <p>Domain</p>	Edm.String
organizationID	<p>The unique ID of the organization that the entity belongs to. Organizations define a structure to your users, and users' organization controls how the system recognizes them. For example, you can reserve space for an organization in a course. Users belonging to the organization can occupy the reserved space.,</p> <p>Organization</p>	Edm.String
roleID	<p>This is the security role ID of the user.,</p> <p>Role</p>	Edm.String
address	<p>The street address of a user.,</p> <p>Address</p>	Edm.String
city	<p>The city of the user.,</p> <p>City</p>	Edm.String
state	<p>The state or province of the user.,</p> <p>State / Province</p>	Edm.String
postal	<p>The postal code of the user.,</p> <p>Postal Code</p>	Edm.String
country	<p>The country code of the user. Country codes are defined in the system.,</p> <p>Country</p>	Edm.String



Property Name	Description	Property Type
regionID	Users, instructors, and training facilities are associated with regions. The system uses regions to find training close to users. For example, courses taking place in a facility that is in the same region as the user. Companies can also use region to inform some reports.,  Region	Edm.String
emailAddress	The user's email address.,  Email Address	Edm.String
hireDate	The user's hire date. Hire date can be used to assign training. For example, a learning administrator might assign an onboarding program for all users hired after a given date.,  Hire Date	Edm.Int64
dobDate	The user's date of birth.,  Date of Birth	Edm.Int64
terminationDate	The date that the user separated from the company. The termination date cannot be in the future and it cannot be before the hire date.,  Termination Date	Edm.Int64
supervisorID	The user ID of the user's supervisor.,  Primary Supervisor	Edm.String
resumeLocation	The URI to the users' resume. This field was used for legacy Plateau Talent, so we recommend that you ignore it.,  Resume Location	Edm.String
comments	This are the comments provided by the user in the comments field for each section.	Edm.String
accountCode	The user's account code. If you do not use commerce features, you can ignore this parameter. The account code must exist in the system.	Edm.String

Property Name	Description	Property Type
hasAccessToOrgFinancialAccount	If true, then this user has access to use the organization's financial accounts.	Edm.Boolean
timeZone	The user's time zone. Time zone is part of the user's overall locale (currency, time zone, and locale ID). You cannot pass time zone by itself, you must pass it and also pass locale and currency.	Edm.String
locale	The locale ID of the user. Locales are enumerated in References > Geography > Locales. The locale must exist in the system.	Edm.String
altSuperID1	The first alternate supervisor of the user.	Edm.String
altSuperID2	The second alternate supervisor of the user.	Edm.String
altSuperID3	The third alternate supervisor of the user.	Edm.String
shoppingAccountType	Shopping account is used by commerce features. If you do not use commerce, this does not apply to you. The shopping account type can be INTERNAL or EXTERNAL.	Edm.String
enableShoppingAccount	Shopping account is used by commerce features. If you do not use commerce, this does not apply to you. This is a flag to enable the shopping account. Values can be Y or N. If Y, then the shopping account is enabled for the user.	Edm.String

Property Name	Description	Property Type
positionNumberID	This is the unique ID of the user's job position. Job positions are enumerated in Users > Positions. The position must exist in the system. In most cases, each position is an instance of a job code and each position is occupied by one user. For example, if your company has ten civil engineers and all ten civil engineers share a job code, then you create ten positions, each associated with the one "civil engineer" job code. Positions are critical to workforce planning and succession planning because they describe how many positions exist for a job code and how many are open. Because they are hierarchical, positions show a career path.	Edm.String
includeInGovtReporting	This applies to customers using Training Planner. If you are not using Training Planner, you can ignore it. If set to Y, the user is included in Training Planner reports that must be submitted to government authorities (for example a 2483 report). If set to N, the user is not included in Training Planner reports. If null, the value defaults to N. If this value is N or null, the following fields are automatically nullified. If you pass a value for them, the system ignores it: legalEntityID, employeeClassID, hourlyRate, hourlyRateCurrency.	Edm.String
legalEntityID	This is the legal entity ID used for Training Planner reporting. If provided legal entity ID does not exist the system creates it. Legal entity IDs are enumerated in References > Learning > 2483 Legal Entity.,  Reporting Legal Entity	Edm.String
employeeClassID	This is the employee class ID used for Training Planner reporting. The employee class ID must exist in the system. Employee class IDs are enumerated in References > Users > 2483 Employee Class.,  Employee Class	Edm.String

Property Name	Description	Property Type
hourlyRate	The hourly rate of the user for Training Planner reporting., Hourly Rate	Edm.Double
hourlyRateCurrency	The currency for the hourly rate of the user for Training Planner reporting. The currency must exist in the system., Hourly Rate Currency	Edm.String
regularTempID	Companies use the regular temp ID to search and report on users in categories of their regular and temporary work. For example, a company might want to define several types of temporary workers. The values are enumerated in References > Users > Regular Temp. The value must exist in the system., Regular/Temp	Edm.String
fulltime	If set to Y, then the user is full time. If set to N, then the user is not full time. Defaults to Y., Is Full-Time	Edm.String
nativeDeeplinkUser	null	Edm.String
studentPhones	This is a list of users' phone numbers. For example, this list could contain work, home, and mobile numbers. , Phone Numbers	Collection(Namespace1_Alias.StudentPhones)
customColumn	A custom column is a custom pick list (or a custom enumerated list). It is unique in SAP SuccessFactors to Learning. You cannot use them in other areas of the suite. To understand how they are used, consider a customer that needs to supply safety equipment for training. They might want to know a person's general clothing size, shoe size, and so on. SAP SuccessFactors Learning does not have a placeholder to store such information, so the customer could create a CLOTHING SIZE and SHOE SIZE custom column., Additional User Information	Collection(Namespace1_Alias.CustomColumn)

Property Name	Description	Property Type
assignProfileID	The assignment profile ID of the user., Assignment Profile	Edm.String
currencyID	The unique ID of the user's currency. The currency must exist in the system., Currency	Edm.String
removeAltSuperID1	If you send a user ID in this field, and if the user ID is an alternate supervisor of this user, the alternate supervisor is removed.	Edm.String
removeAltSuperID2	If you send a user ID in this field, and if the user ID is an alternate supervisor of this user, the alternate supervisor is removed.	Edm.String
removeAltSuperID3	If you send a user ID in this field, and if the user ID is an alternate supervisor of this user, the alternate supervisor is removed.	Edm.String
personGUID	This is an internally generated, immutable identifier for one person across all of SuccessFactors HCM Suite. This is different from an LMS user ID (often called STUDENT ID). The student ID is used only within the Learning Management System (LMS). It is also different from the PERSON ID, which is used throughout SAP SuccessFactors HCM Suite but is mutable. In most cases, you use the person ID when you want to call a single user throughout the suite.	Edm.String

Property Name	Description	Property Type
personExternalID	This is a mutable identifier for one person across all of SuccessFactors HCM Suite. This is different from an LMS user ID (often called STUDENT ID). The student ID is used only within the Learning Management System (LMS). It is also different from the PERSON GUID, which is used throughout SAP SuccessFactors HCM Suite but is immutable. In most cases, you use the person ID when you want to call a single user throughout the suite.,  External ID	Edm.String
gamificationStudentID	The user ID as it applies to the gamification server.,  Gamification User ID	Edm.String
createReferences	If true, then the API will have the ability to create user records with referenced entities that may not already exist in the LMS.	Edm.Boolean
genderDescription	Gender	Edm.String
hireDateTimeOffset	Hire Date	Edm.DateTimeOffset
terminationDateTimeOffset	Termination Date	Edm.DateTimeOffset
dobDateTimeOffset	Date of Birth	Edm.DateTimeOffset
disabilityClassificationDescription	Disability Classification	Edm.String
adjustedHourlyRate	Adjusted Hourly Rate	Edm.Double
adjustedHourlyRateCurrency	Adjusted Hourly Rate Currency	Edm.String
adjustedHourlyRateDisplay	Adjusted Hourly Rate	Edm.String
hourlyRateDisplay	Hourly Rate	Edm.String
jobPositionDescription	Job Code	Edm.String
jobGradeDescription	Job Grade	Edm.String
jobLocationDescription	Job Location	Edm.String
employmentTypeDescription	Employee Type	Edm.String

Property Name	Description	Property Type
employmentStatusDescription	Employee Status	Edm.String
regularTempDescription	Regular/Temp	Edm.String
fulltimeDescription	Is Full-Time	Edm.String
supervisorName	Supervisor	Edm.String
regionDescription	Region	Edm.String
organizationDescription	Organization	Edm.String
billingName	Billing Name	Edm.String
billingContactName	Billing Contact Name	Edm.String
billingAddress	Billing Address	Edm.String
billingAddress1	Billing Address Line 1	Edm.String
billingCity	Billing City	Edm.String
billingState	Billing State	Edm.String
billingPostal	Billing Postal	Edm.String
billingCountry	Billing Country	Edm.String
billingPhoneNumber	Billing Phone Number	Edm.String
billingFaxNumber	Billing Fax Number	Edm.String
billingEmailAddress	Billing Email Address	Edm.String
shippingName	Shipping Name	Edm.String
shippingContactName	Shipping Contact Name	Edm.String
shippingAddress	Shipping Address	Edm.String
shippingAddress1	Shipping Address Line 1	Edm.String
shippingCity	Shipping City	Edm.String
shippingState	State / Province	Edm.String
shippingPostal	Shipping Postal	Edm.String
shippingCountry	Shipping Country	Edm.String
shippingPhoneNumber	Shipping Phone Number	Edm.String

Property Name	Description	Property Type
shippingFaxNumber	Shipping Fax Number	Edm.String
shippingEmailAddress	Shipping Email Address	Edm.String
reportingLegalEntityDescription	Reporting Legal Entity	Edm.String
employeeClassDescription	Employee Class	Edm.String
userEmployments	This has User Employment Information, Employment Information	Collection(Namespace1_Alias.UserEmployments)
adminInformation	This has Admin Information, Admin Information	Namespace1_Alias.AdminInformation
instructorInformation	This has Instructor Information, Instructor Information	Namespace1_Alias.InstructorInformation
siteID	Site ID	Edm.String
validationWarningMsgs	null (can't find the key in the label properties. Original key is label.validationWarningMsgs, the passed in locale is null)	Collection(Edm.String)
totalCount		Edm.Int64

#### UserInfo

Property Name	Description	Property Type
primaryKey	Even when an entity is a collection (a wrapper for many entities), you must supply a primary key in both the GET URL and any body of the request (for example, in PUT or POST). This value is ignored in wrapper entities but it is required.	Edm.String
userInfo		Collection(Namespace1_Alias.UserInfo)



itemAssignment

Property Name	Description	Property Type
componentTypeID	Item type IDs are a critical categorization in because they determine how users are marked complete for a learning item. One item type can have completion statuses of pass and fail while another might have completion statuses of pass, fail and incomplete.,  Type	Edm.String
componentID	This is the unique ID of a learning item.,  ID	Edm.String
revisionDate	This is the revision date of this entity. Learning items often have revision dates that correspond to a regulator's revision of compliance measures. Each later revision date is a later iteration of a learning item. The revision date is in Unix Epoch time.,  Revision Date	Edm.Int64
studentID	This is the unique ID of a user in the Learning Management System (LMS). This is recognized within the LMS only. If you want an ID that is recognized throughout SAP SuccessFactors HCM Suite, you want to get the Person GUID or Person External ID.,  User ID	Edm.String
personGUID	null	Edm.String
title	null,  Title	Edm.String
recordType	null,  Record Type	Edm.String
assignmentTypeDesc	Assignment Type	Edm.String
componentTypeDescription	Type	Edm.String
revisionDateTimeOffset	Revision Date	Edm.DateTimeOffset
recordID	ID	Edm.String

UserCourse

Property Name	Description	Property Type
primaryKey	Even when an entity is a collection (a wrapper for many entities), you must supply a primary key in both the GET URL and any body of the request (for example, in PUT or POST). This value is ignored in wrapper entities but it is required.	Edm.String
userCourse	This is one learning assignment made to one Learning Management System (LMS) user.	Collection(Namespace1_Alias.UserCourse)

removeItemAssignment

Property Name	Description	Property Type
componentTypeID	Item type IDs are a critical categorization in because they determine how users are marked complete for a learning item. One item type can have completion statuses of pass and fail while another might have completion statuses of pass, fail and incomplete.	Edm.String
componentID	This is the unique ID of a learning item.	Edm.String
revisionDate	This is the revision date of this entity. Learning items often have revision dates that correspond to a regulator's revision of compliance measures. Each later revision date is a later iteration of a learning item. The revision date is in Unix Epoch time.	Edm.Int64
studentID	This is the unique ID of a user in the Learning Management System (LMS). This is recognized within the LMS only. If you want an ID that is recognized throughout SAP SuccessFactors HCM Suite, you want to get the Person GUID or Person External ID.	Edm.String
personGUID	null	Edm.String

UserInformation

Property Name	Description	Property Type
userSearchCriteria		Namespace1_Alias.userSearchCriteria
studentID	This is the unique ID of a user in the Learning Management System (LMS). This is recognized within the LMS only. If you want an ID that is recognized throughout SAP SuccessFactors HCM Suite, you want to get the Person GUID or Person External ID.,  User ID	Edm.String
isFullTime	If set to true, then the user is full time. If set to false, then the user is not full time.,  Is Full-Time	Edm.Boolean
alternateSupervisor	This DTO holds Alternate Supervisor Information	Collection(Namespace1_Alias.AlternateSupervisor)
firstName	The given name of a user.,  First Name	Edm.String
lastName	The family name of a user.,  Last Name	Edm.String
middleInitial	The middle initial of a user.,  MI	Edm.String
gender	This is the gender of the user: M (male) or F (female). The users' gender controls, for example, how the user is addressed in notifications.,  Gender	Edm.String
notActive	notActive can be (Y or N) or (Yes or No). The value N and the value No mean that the user is active. The value Y and the value Yes mean that the user is inactive.	Edm.String
hasAccess	Does the user have access to the Learning Management System (LMS)?	Edm.String

Property Name	Description	Property Type
employeeStatusID	<p>You can associate employees with a status that identifies their standing in the company (for example, full-time, on leave, or suspended).,</p> <p>Employee Status</p>	Edm.String
employeeTypeID	<p>Users have an employee type, such as contractor, consultant, salaried, or part-time. You can use the employee type as an attribute to match users for an assignment profile or as search criteria when you execute a search (for example, you could run an Account Data report for users whose employee type is "full-time").,</p> <p>Employee Type</p>	Edm.String
jobLocationID	<p>The unique ID of the user's physical location.,</p> <p>Job Location</p>	Edm.String
jobPositionID	<p>The unique job CODE of the user. This can be confusing because it is sometimes returned with POSITION in the parameter name.,</p> <p>Job Code</p>	Edm.String
jobTitle	<p>Think of a user's job title as the title on a business card. Regardless of technical name of the job position, users typically know their jobs by more casual or more specific name.,</p> <p>Job Title</p>	Edm.String
domainID	<p>This is the security domain ID of the entity. You can associate a record with an access domain to control the administrators who can access the record. What an administrator can access and do for a record depends on how you configured the entity, function, and permission domain restrictions of the role ID that is associated with the administrator.,</p> <p>Domain</p>	Edm.String

Property Name	Description	Property Type
organizationID	The unique ID of the organization that the entity belongs to. Organizations define a structure to your users, and users' organization controls how the system recognizes them. For example, you can reserve space for an organization in a course. Users belonging to the organization can occupy the reserved space.,  Organization	Edm.String
roleID	This is the security role ID of the user.,  Role	Edm.String
address	The street address of a user.,  Address	Edm.String
city	The city of the user.,  City	Edm.String
state	The state or province of the user.,  State / Province	Edm.String
postal	The postal code of the user.,  Postal Code	Edm.String
country	The country code of the user. Country codes are defined in the system.,  Country	Edm.String
regionID	Users, instructors, and training facilities are associated with regions. The system uses regions to find training close to users. For example, courses taking place in a facility that is in the same region as the user. Companies can also use region to inform some reports.,  Region	Edm.String
emailAddress	The user's email address.,  Email Address	Edm.String

Property Name	Description	Property Type
hireDate	The user's hire date. Hire date can be used to assign training. For example, a learning administrator might assign an onboarding program for all users hired after a given date.,  Hire Date	Edm.Int64
dobDate	The user's date of birth.,  Date of Birth	Edm.Int64
terminationDate	The date that the user separated from the company. The termination date cannot be in the future and it cannot be before the hire date.,  Termination Date	Edm.Int64
supervisorID	The user ID of the user's supervisor.,  Primary Supervisor	Edm.String
resumeLocation	The URI to the users' resume. This field was used for legacy Plateau Talent, so we recommend that you ignore it.,  Resume Location	Edm.String
comments	This are the comments provided by the user in the comments field for each section.	Edm.String
accountCode	The user's account code. If you do not use commerce features, you can ignore this parameter. The account code must exist in the system.	Edm.String
hasAccessToOrgFinancialAccount	If true, then this user has access to use the organization's financial accounts.	Edm.Boolean
timeZone	The user's time zone. Time zone is part of the user's overall locale (currency, time zone, and locale ID). You cannot pass time zone by itself, you must pass it and also pass locale and currency.	Edm.String
locale	The locale ID of the user. Locales are enumerated in References > Geography > Locales. The locale must exist in the system.	Edm.String

Property Name	Description	Property Type
altSuperID1	The first alternate supervisor of the user.	Edm.String
altSuperID2	The second alternate supervisor of the user.	Edm.String
altSuperID3	The third alternate supervisor of the user.	Edm.String
shoppingAccountType	Shopping account is used by commerce features. If you do not use commerce, this does not apply to you. The shopping account type can be INTERNAL or EXTERNAL.	Edm.String
enableShoppingAccount	Shopping account is used by commerce features. If you do not use commerce, this does not apply to you. This is a flag to enable the shopping account. Values can be Y or N. If Y, then the shopping account is enabled for the user.	Edm.String
positionNumberID	This is the unique ID of the user's job position. Job positions are enumerated in Users > Positions. The position must exist in the system. In most cases, each position is an instance of a job code and each position is occupied by one user. For example, if your company has ten civil engineers and all ten civil engineers share a job code, then you create ten positions, each associated with the one "civil engineer" job code. Positions are critical to workforce planning and succession planning because they describe how many positions exist for a job code and how many are open. Because they are hierarchical, positions show a career path.	Edm.String

Property Name	Description	Property Type
<code>includeInGovtReporting</code>	This applies to customers using Training Planner. If you are not using Training Planner, you can ignore it. If set to Y, the user is included in Training Planner reports that must be submitted to government authorities (for example a 2483 report). If set to N, the user is not included in Training Planner reports. If null, the value defaults to N. If this value is N or null, the following fields are automatically nullified. If you pass a value for them, the system ignores it: <code>legalEntityID</code> , <code>employeeClassID</code> , <code>hourlyRate</code> , <code>hourlyRateCurrency</code> .	<code>Edm.String</code>
<code>legalEntityID</code>	This is the legal entity ID used for Training Planner reporting. If provided legal entity ID does not exist the system creates it. Legal entity IDs are enumerated in References > Learning > 2483 Legal Entity.,  Reporting Legal Entity	<code>Edm.String</code>
<code>employeeClassID</code>	This is the employee class ID used for Training Planner reporting. The employee class ID must exist in the system. Employee class IDs are enumerated in References > Users > 2483 Employee Class.,  Employee Class	<code>Edm.String</code>
<code>hourlyRate</code>	The hourly rate of the user for Training Planner reporting.,  Hourly Rate	<code>Edm.Double</code>
<code>hourlyRateCurrency</code>	The currency for the hourly rate of the user for Training Planner reporting. The currency must exist in the system.,  Hourly Rate Currency	<code>Edm.String</code>



Property Name	Description	Property Type
regularTempID	<p>Companies use the regular temp ID to search and report on users in categories of their regular and temporary work. For example, a company might want to define several types of temporary workers. The values are enumerated in References &gt; Users &gt; Regular Temp. The value must exist in the system.,</p> <p>Regular/Temp</p>	Edm.String
fulltime	<p>If set to Y, then the user is full time. If set to N, then the user is not full time. Defaults to Y.,</p> <p>Is Full-Time</p>	Edm.String
nativeDeeplinkUser	<p>null</p>	Edm.String
studentPhones	<p>This is a list of users' phone numbers. For example, this list could contain work, home, and mobile numbers. ,</p> <p>Phone Numbers</p>	Collection(Namespace1_Alias.StudentPhones)
customColumn	<p>A custom column is a custom pick list (or a custom enumerated list). It is unique in SAP SuccessFactors to Learning. You cannot use them in other areas of the suite. To understand how they are used, consider a customer that needs to supply safety equipment for training. They might want to know a person's general clothing size, shoe size, and so on. SAP SuccessFactors Learning does not have a placeholder to store such information, so the customer could create a CLOTHING SIZE and SHOE SIZE custom column.,</p> <p>Additional User Information</p>	Collection(Namespace1_Alias.CustomColumn)
assignProfileID	<p>The assignment profile ID of the user.,</p> <p>Assignment Profile</p>	Edm.String
currencyID	<p>The unique ID of the user's currency. The currency must exist in the system.,</p> <p>Currency</p>	Edm.String

Property Name	Description	Property Type
removeAltSuperID1	If you send a user ID in this field, and if the user ID is an alternate supervisor of this user, the alternate supervisor is removed.	Edm.String
removeAltSuperID2	If you send a user ID in this field, and if the user ID is an alternate supervisor of this user, the alternate supervisor is removed.	Edm.String
removeAltSuperID3	If you send a user ID in this field, and if the user ID is an alternate supervisor of this user, the alternate supervisor is removed.	Edm.String
personGUID	This is an internally generated, immutable identifier for one person across all of SuccessFactors HCM Suite. This is different from an LMS user ID (often called STUDENT ID). The student ID is used only within the Learning Management System (LMS). It is also different from the PERSON ID, which is used throughout SAP SuccessFactors HCM Suite but is mutable. In most cases, you use the person ID when you want to call a single user throughout the suite.	Edm.String
personExternalID	This is a mutable identifier for one person across all of SuccessFactors HCM Suite. This is different from an LMS user ID (often called STUDENT ID). The student ID is used only within the Learning Management System (LMS). It is also different from the PERSON GUID, which is used throughout SAP SuccessFactors HCM Suite but is immutable. In most cases, you use the person ID when you want to call a single user throughout the suite.,  External ID	Edm.String
gamificationStudentID	The user ID as it applies to the gamification server.,  Gamification User ID	Edm.String

Property Name	Description	Property Type
createReferences	If true, then the API will have the ability to create user records with referenced entities that may not already exist in the LMS.	Edm.Boolean
genderDescription	Gender	Edm.String
hireDateTimeOffset	Hire Date	Edm.DateTimeOffset
terminationDateTimeOffset	Termination Date	Edm.DateTimeOffset
dobDateTimeOffset	Date of Birth	Edm.DateTimeOffset
disabilityClassificationDescription	Disability Classification	Edm.String
adjustedHourlyRate	Adjusted Hourly Rate	Edm.Double
adjustedHourlyRateCurrency	Adjusted Hourly Rate Currency	Edm.String
adjustedHourlyRateDisplay	Adjusted Hourly Rate	Edm.String
hourlyRateDisplay	Hourly Rate	Edm.String
jobPositionDescription	Job Code	Edm.String
jobGradeDescription	Job Grade	Edm.String
jobLocationDescription	Job Location	Edm.String
employmentTypeDescription	Employee Type	Edm.String
employmentStatusDescription	Employee Status	Edm.String
regularTempDescription	Regular/Temp	Edm.String
fulltimeDescription	Is Full-Time	Edm.String
supervisorName	Supervisor	Edm.String
regionDescription	Region	Edm.String
organizationDescription	Organization	Edm.String
billingName	Billing Name	Edm.String
billingContactName	Billing Contact Name	Edm.String
billingAddress	Billing Address	Edm.String
billingAddress1	Billing Address Line 1	Edm.String

Property Name	Description	Property Type
billingCity	Billing City	Edm.String
billingState	Billing State	Edm.String
billingPostal	Billing Postal	Edm.String
billingCountry	Billing Country	Edm.String
billingPhoneNumber	Billing Phone Number	Edm.String
billingFaxNumber	Billing Fax Number	Edm.String
billingEmailAddress	Billing Email Address	Edm.String
shippingName	Shipping Name	Edm.String
shippingContactName	Shipping Contact Name	Edm.String
shippingAddress	Shipping Address	Edm.String
shippingAddress1	Shipping Address Line 1	Edm.String
shippingCity	Shipping City	Edm.String
shippingState	State / Province	Edm.String
shippingPostal	Shipping Postal	Edm.String
shippingCountry	Shipping Country	Edm.String
shippingPhoneNumber	Shipping Phone Number	Edm.String
shippingFaxNumber	Shipping Fax Number	Edm.String
shippingEmailAddress	Shipping Email Address	Edm.String
reportingLegalEntityDescription	Reporting Legal Entity	Edm.String
employeeClassDescription	Employee Class	Edm.String
userEmployments	This has User Employment Information, Employment Information	Collection(Namespace1_Alias.UserEmployments)
adminInformation	This has Admin Information, Admin Information	Namespace1_Alias.AdminInformation
instructorInformation	This has Instructor Information, Instructor Information	Namespace1_Alias.InstructorInformation

Property Name	Description	Property Type
siteID	Site ID	Edm.String
validationWarningMsgs	null (can't find the key in the label properties. Original key is label.validationWarningMsgs, the passed in locale is null)	Collection (Edm.String)
totalCount		Edm.Int64

learninghistory

Property Name	Description	Property Type
componentTypeID	Item type IDs are a critical categorization in because they determine how users are marked complete for a learning item. One item type can have completion statuses of pass and fail while another might have completion statuses of pass, fail and incomplete., Type	Edm.String
componentID	This is the unique ID of a learning item., ID	Edm.String
revisionDate	This is the revision date of this entity. Learning items often have revision dates that correspond to a regulator's revision of compliance measures. Each later revision date is a later iteration of a learning item. The revision date is in Unix Epoch time., Revision Date	Edm.Int64
title	This is the title of the learning item in the language of the current user (the user calling the web service). Titles can be translated using a key/value pair, where the key uniquely identifies a particular learning item's title and the values are each language's translation of the title. If you need the key that matches this value, and if the web service supports it, look in TitleLabelKey., Title	Edm.String

Property Name	Description	Property Type
revisionNumber	This is the revision number of this entity. Each revision date has a revision number. Users sometimes know the revision number of training instead of the revision date. For example, they might know that they want revision 2 of a training, regardless of the date that it was revised.	Edm.String
completionStatusID	This is the task checklist completion status ID. It is the completion status that the user is assigned if they pass the task checklist.	Edm.String
provideCredit	If this value is true, then the course provided credit to the user. Your organization defines what credit means.	Edm.Boolean
studentComponentID	This string is used to identify the content assigned to a user and is used to generate the review content link for the completed learning item in the users' learning history.	Edm.Int64
instructorName	This is the name of the instructor who taught the course.	Edm.String
grade	This is the grade that the user earned for completing the course. Grades are defined by your company. They can be numeric (1-10) or codes (Like A-F or Pass/Fail/Incomplete).  Grade	Edm.String
totalHours	This is the total hours that a user earns for completing a course.  Total Hours	Edm.Double

Property Name	Description	Property Type
creditHours	<p>Credit hours are the number of hours that a user earns for completing a learning event. For example, in many U.S. colleges, students attend a single class for 15 weeks, 3 days each week, and 1 hour each day. In this case, the total hours equals 45; however, the college grants 3 CREDIT HOURS for this class. The hours can be inherited from the learning event (the course) or they can be specified when a user, supervisor, or administrator records completion with the Record Learning wizard.</p> <p>Credit Hours</p>	Edm.Double
contactHours	<p>Contact hours are the total number of hours that you expect a user to have contact with an instructor. For example, if you set up a blended learning item that has 8 total hours and, for 6 of those hours, you expect the user to be in an instructor-led segment, then the contact hours equals 6. The hours can be inherited from the learning event (the course) or they can be specified when a user, supervisor, or administrator records completion with the Record Learning wizard.</p> <p>Contact Hours</p>	Edm.Double
cpeHours	<p>CPE is an abbreviation for "Continuing Professional Education" and refers to learning activities that users perform to maintain and expand the skills that their profession demands. Therefore, CPE hours are very much like credit hours, but the accumulation of CPE hours often leads to a professional certification. The hours can be inherited from the learning event (the course) or they can be specified when a user, supervisor, or administrator records completion with the Record Learning wizard.</p> <p>CPE Hours</p>	Edm.Double

Property Name	Description	Property Type
comments	This is comments about the learning event., Comments	Edm.String
esigUsername	This is the e-signature user name entered by the user recording the learning event. E-signatures are a way for validated customers to verify users' identities. If you are not a validated customer, then this does not apply to you.	Edm.String
lastUpdateTimestamp	This is the last time that the history record was updated. This is in Unix Epoch time.	Edm.Int64
esigMeaningCode	This is the e-signature meaning code entered by the user recording the learning event. E-signatures are a way for validated customers to verify users' identities. If you are not a validated customer, then this does not apply to you.	Edm.String
scheduleID	This is the unique ID of the class that the user completed. A class is a course that took place at one place and time. For example, you can have one course called Business Writing that is offered every month. Each month is a different instance of Business Writing, and therefore a different class of the course., Scheduled Offering ID	Edm.Int64
componentKey	This is the unique key for the item. It is used in some parts of application such as bookmarking where we need to save multiple entities' primary keys. It must be a long number.	Edm.String
reviewContentAllowed	If the value of this is true, then the user can go back and review the content of the course.	Edm.Boolean
rating	This is the users' rating of the course from the course catalog.	Edm.Double
seqNum	This is a unique ID for each student item rating. You cannot use it.	Edm.String



Property Name	Description	Property Type
<code>enableRating</code>	If you enable rating for a learning item, then this is true. If it is true, then when user complete the learning item, they can rate it. This rating is the stars rating that appears in the catalog to other users. If you were building a client that allows ratings, you would check this for a true value before allowing a user to rate completed learning items.	<code>Edm.Boolean</code>
<code>formattedRevisionDate</code>	This is the revision date formatted to the current users' preferences. Use it to display the format date.	<code>Edm.String</code>
<code>completionDate</code>	This is the completion date in Unix Epoch time. A completion date is the date that the user completed the learning item., Completion Date	<code>Edm.Int64</code>
<code>status</code>	This is the task checklist completion status ID. It is the completion status that the user is assigned if they pass the task checklist.,For external events, this value is null.	<code>Edm.String</code>
<code>ratingDate</code>	This is the date that the user rated the learning item, in Unix Epoch time. If the user has not yet rated the learning item or if the user is not allowed to rate the learning item ( <code>enableRating</code> is false) then this is null.	<code>Edm.Int64</code>
<code>ratingPending</code>	If the value of this is true, then the user has not rated the learning item.	<code>Edm.Boolean</code>
<code>lastCompletionDate</code>	This is the last date that the user completed the learning item. It is stored in the user rating table.	<code>Edm.Int64</code>
<code>certificateLink</code>	This is a link to the certificate of completion report. User can click this link to see their certificate of completion and print it. This user must have permission to print the certificate of completion. Most customers give their users permission to print certificates of completion.	<code>Edm.String</code>

Property Name	Description	Property Type
onlineContentLink	This is a link to the online content so that users can review the content if they are allowed to review it.	Edm.String
criteria	A learning history is the list of completed learning by a user.	Namespace1_Alias.criteria
completionStatusDesc	Completion Status	Edm.String
revisionDateTimeOffset	Revision Date	Edm.DateTimeOffset
completionDateTimeOffset	Completion Date	Edm.DateTimeOffset
userLearningHistoryContentObjects	This has Content Object Information, Content Object(s)	Collection(Namespace1_Alias.UserLearningHistoryContentObjects)
userCompetencyAssessments	This has Competency Assessment Information, Competency Assessment Data	Collection(Namespace1_Alias.userCompetencyAssessments)
recordID	ID	Edm.String

## Complex Types

### Messages

Property Name	Description	Property Type
code	Code received from the merge	Edm.String
message	Message of the code received	Edm.String

### UserInfo

Property Name	Description	Property Type
studentID	This is the unique ID of a user in the Learning Management System (LMS). This is recognized within the LMS only. If you want an ID that is recognized throughout SAP SuccessFactors HCM Suite, you want to get the Person GUID or Person External ID.	Edm.String
personIdExternal	null	Edm.String

Property Name	Description	Property Type
personGUID	null	Edm.String
alternateSupervisorIds	An alternate Learning supervisor is someone other than the supervisor who can assign learning or manage learning for the user.	Collection (Edm.String)
errorMessage	This contains any error messages.	Edm.String

#### StudentPhones

Property Name	Description	Property Type
phoneNumber	A telephone number., Telephone Number	Edm.String
phoneDescription	A description of a phone number., Template Description	Edm.String
phoneDisplay		Edm.String
__hashCodeCalc		Edm.Boolean

#### CustomColumn

Property Name	Description	Property Type
iD	Deprecated -- the field represents an internal value which should not be exposed. Please stop using this field. It will be removed from the public API.	Edm.String
value	The value of the custom column. A custom column is an enumerated list that is custom to this customer.	Edm.String
columnNumber	Column number of the custom column. A custom column is an enumerated list that is custom to this customer., Column Number	Edm.Int64
columnColumnName	null	Edm.String
customColumnDisplayValue	null, Additional Information	Edm.String
__hashCodeCalc		Edm.Boolean

## UserCourse

Property Name	Description	Property Type
componentTypeID	Item type IDs are a critical categorization in because they determine how users are marked complete for a learning item. One item type can have completion statuses of pass and fail while another might have completion statuses of pass, fail and incomplete.	Edm.String
componentID	This is the unique ID of a learning item.	Edm.String
revisionDate	This is the revision date of this entity. Learning items often have revision dates that correspond to a regulator's revision of compliance measures. Each later revision date is a later iteration of a learning item. The revision date is in Unix Epoch time.	Edm.Int64
studentID	This is the unique ID of a user in the Learning Management System (LMS). This is recognized within the LMS only. If you want an ID that is recognized throughout SAP SuccessFactors HCM Suite, you want to get the Person GUID or Person External ID.	Edm.String
personGUID	This is an internally generated, immutable identifier for one person across all of SuccessFactors HCM Suite. This is different from an LMS user ID (often called STUDENT ID). The student ID is used only within the Learning Management System (LMS). It is also different from the PERSON ID, which is used throughout SAP SuccessFactors HCM Suite but is mutable. In most cases, you use the person ID when you want to call a single user throughout the suite.	Edm.String
assignmentType	This is the assignment type of the entity, which is enumerated in SAP SuccessFactors Learning Administration, in the References section, in the Learning group.	Edm.String
assignmentDate	This is the assignment date of the curriculum.	Edm.Int64

Property Name	Description	Property Type
requiredDate	The date that this is required to be complete. Users see this date as their deadline in their assignments.	Edm.Int64
errorMessage	This contains error messages.	Edm.String
UserEmployments		
Property Name	Description	Property Type
supervisorName	null, Supervisor	Edm.String
organizationDescription	null, Organization	Edm.String
jobCodeDescription	null, Job Code	Edm.String
jobTitle	null, Job Title	Edm.String
jobLocationDescription	null, Job Location	Edm.String
regionDescription	null, Region	Edm.String
employmentTypeDescription	null, Employee Type	Edm.String
employmentStatusDescription	null, Employee Status	Edm.String
regularTempDescription	null, Regular/Temp	Edm.String
isFullTime	If set to true, then the user is full time. If set to false, then the user is not full time., Is Full-Time	Edm.Boolean

UserLearningHistoryContentObjects

Property Name	Description	Property Type
name	Name	Edm.String
score	Score	Edm.String

AdminInformation

Property Name	Description	Property Type
name	Name	Edm.String
emailAddress	Email Address	Edm.String
emailReplyAddress	Reply To Address	Edm.String
emailNickname	Email Nick Name	Edm.String

InstructorInformation

Property Name	Description	Property Type
name	Name	Edm.String
emailAddress	Email Address	Edm.String
biography	Biography	Edm.String
organization	Organization	Edm.String
company	Company	Edm.String
shippingAddress	Shipping Address	Edm.String
shippingCity	Shipping City	Edm.String
shippingPostal	Shipping Postal	Edm.String
shippingState	Shipping State	Edm.String
shippingCountry	Shipping Country	Edm.String
shippingPhoneNumber	Shipping Phone Number	Edm.String
shippingFaxNumber	Shipping Fax Number	Edm.String
shippingEmailAddress	Shipping Email Address	Edm.String
instructorCustomColumns	This has Instructor Custom Column Information,  Additional Instructor Information	Collection(Namespace1_Alias.instructorCustomColumns)

criteria

Property Name	Description	Property Type
maxNumberToRetrieve	This is the maximum number of records to retrieve in the call.	Edm.Int32
itemID	This is the unique ID of a learning item. A learning item is a unit of learning that you can track in the Learning Management System (LMS). You can think of this as a university course catalog: each course, like Introduction to Wave Physics is a learning item. Those learning items can be tracked to see who has completed Introduction to Wave Physics. And Introduction to Wave Physics can be offered at multiple times to fit different student schedules. Each of those instances is a class. In most cases, a learning item is a course, either online or in a classroom, but you can also use learning items to track books that employees are required to read or Standard Operating Procedures (SOPs) that they are required to sign-off on and understand.	Edm.String
itemType	Item type IDs are a critical categorization in because they determine how users are marked complete for a learning item. One item type can have completion statuses of pass and fail while another might have completion statuses of pass, fail and incomplete.	Edm.String
targetUserID	This is the user whose learning history you want to retrieve.	Edm.String
personGUID	null	Edm.String
fromDate	The start date of the range that you want to retrieve learning history. This is in Unix Epoch time.	Edm.Int64
toDate	The end date of the range that you want to retrieve learning history. This is in Unix Epoch time.	Edm.Int64

Property Name	Description	Property Type
itemRevisionDate	This is the revision date of this entity. Learning items often have revision dates that correspond to a regulator's revision of compliance measures. Each later revision date is a later iteration of a learning item. The revision date is in Unix Epoch time.	Edm.Int64

includeDeepLink	If this value is true, then the search returns a deep link to the entities it returns.	Edm.Boolean
-----------------	--	-------------

#### instructorCustomColumns

Property Name	Description	Property Type
columnNumber	null	Edm.Int64
columnValue	null	Edm.String
columnColumnName	null	Edm.String
customColumnDisplayValue	null, Additional Information	Edm.String

#### userSearchCriteria

Property Name	Description	Property Type
studentID		Edm.String
personGUID		Edm.String
startIndex		Edm.Int64
endIndex		Edm.Int64
pageSize		Edm.Int64

#### userCompetencyAssessments

Property Name	Description	Property Type
competencyID	Cpty ID	Edm.String
competencyDescription	Competency Description	Edm.String
masteryLevel	Mastery Level	Edm.Double
competencyAssessmentDateTimeOffset	Assessment Date	Edm.DateTimeOffset



AlternateSupervisor

Property Name	Description	Property Type
name	Name	Edm.String

## Action: mergeUser

### ⚠ Caution

If you want to merge two users, please use the action import AI\_mergeUser

This action import function replaces all the existing roles with the role IDs passed in the second parameter

For the action mergeUser, IsBound is false

Return Type: Namespace1\_Alias.MergeUser

Parameters of mergeUser

Parameter Name	Description	Parameter Type
fromUserID	This is the User ID that will be deactivate and have its content merged.	Edm.String
toUserID	This is the User ID that will receive the data from the other User	Edm.String
fromPersonGUID	This is the User ID that will be deactivate and have its content merged.	Edm.String
toPersonGUID	This is the User ID that will receive the data from the other User	Edm.String

## 9.8.1.24 user/learningPlan/v1 Metadata Call

Call the metadata to return the search parameters for learning plans.

### Metadata Call

#### 📄 Sample Code

```
GET /learning/odatav4/user/learningPlan/v1/$metadata
```

## Headers

Header	Value
Authorization	Bearer oauth_token

## Containers

### Entity Sets

Name	Description	Type
UserTodoLearningItems	You cannot delete or insert learning items.	Namespace1_Alias.UserTodoLearningItem
LearningItemDetails	You cannot delete or insert learning items.	Namespace1_Alias.LearningItemDetail
LearningItemPrerequisites	You cannot delete or insert learning items.	Namespace1_Alias.LearningItemPrerequisite
LearningItemDocuments	You cannot delete or insert learning items.	Namespace1_Alias.LearningItemDocument
Scheduledofferings	You cannot delete or insert learning items.	Namespace1_Alias.Scheduledoffering

### Action Import

Name	Description	Action
No Action Import	No Action Import	No Action Import

### Navigation Property Bindings

Path	Target
learningItemDetail	LearningItemDetails
prerequisites	LearningItemPrerequisites
documents	LearningItemDocuments
scheduledofferings	Scheduledofferings

## Entity Types

UserTodoLearningItem

Property Name	Description	Property Type
sku	A Stock Keeping Unit (SKU) is a unique ID of an object in learning, used for commercial tracking, inventory, and account balancing.	Edm.String
cpnt_classification	This is the unique ID of the classification for a learning item. It can be: It can be one of the following values: BLENDED, CONTINUOUS ONLINE ACCESS, EXTERNAL-COURSE, PHYSICAL GOOD, or TIME-BASED. A learning item classification is a category of a course, one that explains - in general terms - how the course is offered. It used by the LMS for business rules. For example, users do not enroll into a physical good, but do enroll into a an instructor led course. You cannot change the set of values for classification (they are set by the LMS). It can be one of the following values: BLENDED: Blended items are partly led by an instructor and partly online computer based training. Often the online portion is self-paced. CONTINUOUS ONLINE ACCESS: Online courses are always available to users. EXTERNAL-COURSE: External Courses are courses that have come in through the Open Content Network (OCN). PHYSICAL GOOD: Other courses that are most often a physical material like a book or CD. TIME-BASED: Instructor-led courses are classroom based courses, but the classroom can be physical or virtual (a conference call).	Edm.String
isUserRequestsEnabled	If the value of this is true, then users can request to be enrolled.	Edm.Boolean

Property Name	Description	Property Type
title	This is the title of the learning item in the language of the current user (the user calling the web service). Titles can be translated using a key/value pair, where the key uniquely identifies a particular learning item's title and the values are each language's translation of the title. If you need the key that matches this value, and if the web service supports it, look in TitleLabelKey.	Edm.String
description	This is a description of the entity. In most cases, the description is available to users to tell them about the entity.	Edm.String

Property Name	Description	Property Type
status	<p>This is a comma separated list of status entries. The following are the positions in the list and what you can expect in those positions.</p> <p>First position: Are the prerequisites satisfied for this learning plan item? The values can be Y or N.</p> <p>Second position: What is the enrollment status of the user for this learning plan item? Possible values are E, W, P, or N. E means that the user is enrolled. W means that the user is waitlisted. The waitlist is a queue of users who are next in line if a user withdraws from a course. P means that the user is pending enrollment. Pending users are most often in the middle of an approval process to enroll. N means that the user is not enrolled.</p> <p>Third position: Is a Virtual Learning Service (VLS) segment in session? The values can be Y or N.</p> <p>Fourth Position: Is there a segment currently happening for this course? The values can be Y or N.</p> <p>Fifth position: The unique ID of the seat that the user is enrolled into. If the user is not currently enrolled into a pertinent class, the value is -1.</p> <p>Sixth position: the online status of the learning item. Possible values are -1, -2, -3, -4, -5, or -6.</p> <p>-1 means that the online sections of the learning item are available to be launched by the user. -2 means that the online sections are available, but the user has been locked out of the online section for some reason and is not allowed to launch it. -3 means that the online sections are not available for some reason. -4 means that the user can launch the online sections, but only during the scheduled time. If the segment is in session, the user can launch it. -5 means that the user cannot launch the online content because there is a prerequisite that the user has not yet completed. The user must complete the prerequisite and then attempt again to launch the content. -6 means that the user has already launched the content</p>	Edm.String

Property Name	Description	Property Type
	<p>and it is in progress. Seventh position: The status of any courses that are scheduled for this learning item (any classes based on the learning item). Possible values are 10, 11, -1 or -3. 10 means that an offering exists and the user can enroll. 11 means that an offering exists, but the user cannot enroll. Instead, the user can waitlist and will be enrolled if an enrolled user withdraws. -1 means that no classes are currently available. -3 means that the user has not met the prerequisites for enrollment so cannot enroll. Eighth position: This is a unique ID (a key) that represents the association between a learning item or learning object to student. It is used when a component is assigned to a user. The system generates this unique ID to track the progress of the user in the course. Returns -1 if no key exists. Ninth position: Has the class for this learning item already started? The values can be Y or N. Tenth position: Does the user need to complete a survey for the learning item? A survey is a set of follow-up questions after the course is completed. The values can be Y or N. Eleventh position: Is task checklist enabled for this course? A task checklist is a standard operating procedure that someone - an observer - validates when watching a student complete a physical task. Students pass the task checklist when the observer sees the student do the tasks properly and in order. The values can be Y or N. Twelfth position: Are task checklist observers nominated for this course? This is a stage in the observation process. The values can be Y or N. Thirteenth position: Are task checklist observees present for this course? The values can be Y or N. Fourteenth position: Can users make a request that this course should be offered? The values can be Y or N. Fifteenth position: Are there any pending class withdraw requests for the course?</p>	

Property Name	Description	Property Type
	When users want to withdraw from the course, they can request that they be removed from the roster. The values can be Y or N.,Sixteenth position: Are there any requests pending for the course by the user? The values can be Y or N.,Seventeenth position: Can user request for task checklist observation for the course? The values can be Y or N.	
userID	The unique ID of this user.	Edm.String
personGUID	This is an internally generated, immutable identifier for one person across all of SuccessFactors HCM Suite. This is different from an LMS user ID (often called STUDENT ID). The student ID is used only within the Learning Management System (LMS). It is also different from the PERSON ID, which is used throughout SAP SuccessFactors HCM Suite but is mutable. In most cases, you use the person ID when you want to call a single user throughout the suite.	Edm.String
personExternalID	This is a mutable identifier for one person across all of SuccessFactors HCM Suite. This is different from an LMS user ID (often called STUDENT ID). The student ID is used only within the Learning Management System (LMS). It is also different from the PERSON GUID, which is used throughout SAP SuccessFactors HCM Suite but is immutable. In most cases, you use the person ID when you want to call a single user throughout the suite.	Edm.String
componentTypeID	Item type IDs are a critical categorization in because they determine how users are marked complete for a learning item. One item type can have completion statuses of pass and fail while another might have completion statuses of pass, fail and incomplete.	Edm.String

Property Name	Description	Property Type
componentTypeDesc	The descriptions of item types can help you determine how the item type assigns credit.	Edm.String
componentID	This is the unique ID of a learning item.	Edm.String
componentKey	This is the unique key for the item. It is used in some parts of application such as bookmarking where we need to save multiple entities' primary keys. It must be a long number.	Edm.Int64
componentLength	The sum of the length of all segments, in hours.	Edm.Double
contactHours	Contact hours are the total number of hours that you expect a user to have contact with an instructor. For example, if you set up a blended learning item that has 8 total hours and, for 6 of those hours, you expect the user to be in an instructor-led segment, then the contact hours equals 6.	Edm.Double
creditHours	Credit hours are the number of hours that a user earns for completing a history record. For example, in many U.S. colleges, students attend a single class for 15 weeks, 3 days each week, and 1 hour each day. In this case, the total hours equals 45; however, the college grants 3 CREDIT HOURS for this class.	Edm.Double
cpeHours	CPE is an abbreviation for "Continuing Professional Education" and refers to learning activities that users perform to maintain and expand the skills that their profession demands. Therefore, CPE hours are very much like credit hours, but the accumulation of CPE hours often leads to a professional certification.	Edm.Double



Property Name	Description	Property Type
revisionDate	This is the revision date of this entity. Learning items often have revision dates that correspond to a regulator's revision of compliance measures. Each later revision date is a later iteration of a learning item. The revision date is in Unix Epoch time.	Edm.Int64
assignedDate	This is the assignment date of the curriculum.	Edm.Int64
availableNewRevision	If the value of this is true, then the learning item has a newer revision than the revision assigned to the user.	Edm.Boolean
revisionNumber	null	Edm.String
requiredDate	This is the date that the user is required to complete this entity.	Edm.Int64
daysRemaining	This is the days remaining until the user is required to complete the learning item. If it is a negative number, then it is the days that the user is overdue.	Edm.Int64
addUser	The user type who added the learning item. A is an administrator and P is a user (for example, a supervisor).	Edm.String
addUserName	The username of the user who added this course to this users's assignments.	Edm.String
addUserTypeLabelID	The full name of the user type who added the learning item to the user. For example: Admin and User	Edm.String
orderItemID	The order ID associated with the learning item.	Edm.Int64
usedOrderTicketNumber	Used voucher number	Edm.String
usedOrderTicketSequence	Used voucher sequence	Edm.Int64
onlineLaunched	If the value of this is true, then the user has launched the online content at least once.	Edm.Boolean

Property Name	Description	Property Type
origin	How the learning item came to be on the users' learning plan. For example: Curriculum.	Edm.String
cdpGoalID	The continuous development plan goal ID associated with this learning item.	Edm.String
seqNumber	The sequence number of the learning item.	Edm.Int64
scheduleID	The unique ID of the class.	Edm.Int64
qualificationID	The Unique ID of a curriculum in the system..In the context of this entity, this is the curriculum ID that put the learning item on the users' learning assignments. The learning item is part of the curriculum, the curriculum is assigned, therefore the learning item is assigned.	Edm.String
rootQualificationID	This is the unique ID of the curriculum at the root of the curriculum structure. Curricula can be subcurricula and have parent curricula. This is the ID of the curriculum at the top of the hierarchy..In the context of this entity, this is the root curriculum ID that put the learning item on the users' learning assignments. The learning item is part of a curriculum structure (with this curriculum at its root), the curriculum structure is assigned, therefore the learning item is assigned.	Edm.String
qualTitle	The title of a curriculum in the system..In the context of this entity, this is the title of the curriculum that put the learning item on the users' learning assignments.	Edm.String
isRequired	If the value of this is true, then the learning item is required to be completed by the user.	Edm.Boolean
orderItemStatusTypeID	The unique type ID of the order's status. The order's status defines where it is in the process of being purchased.	Edm.String

Property Name	Description	Property Type
<code>showInCatalog</code>	If the value of this is true, then this appears in the users' learning catalog.	<code>Edm.Boolean</code>
<code>requirementTypeDescription</code>	This is the description of the requirement type. Requirement types define the conditions that users must meet to be considered complete in the requirement (for example, number of hours from a set of learning items).	<code>Edm.String</code>
<code>requirementTypeId</code>	This is the ID of the requirement type. Requirement types define the conditions that users must meet to be considered complete in the requirement (for example, number of hours from a set of learning items).	<code>Edm.String</code>
<code>hasOnlinePart</code>	If this is true, then the entity has some online sections.	<code>Edm.Boolean</code>
<code>itemDetailsDeeplink</code>	If you requested a deep link in your search for learning items, this is populated with the link to the learning item details page. Users click the link to see the details for this learning item. If they are not already authenticated to the system, they must authenticate before they can see the page.	<code>Edm.String</code>
<code>courseDeeplink</code>	If you requested a deep link in your search for learning items, and if this learning item contains online content, then this is populated with the link to the online content. Users click the link to go to the online content for this learning item. If they are not already authenticated to the system, they must authenticate before they can see the page.	<code>Edm.String</code>
<code>criteria</code>	This is the search criteria used to find learning items in users' learning plans.	<code>Namespace1_Alias.criteria</code>
<code>linkedSchedules</code>	This is a list of all the classes for this learning item for which the user is enrolled.	<code>Collection(Edm.Int64)</code>

Property Name	Description	Property Type
programType	This is the program type, which defines how a user progresses through the program. It can be scheduled, duration-based, or open-ended.	Edm.String
programEndDate	If this is program has a defined end date, this is that end date.	Edm.Int64
programStartDate	If this is program has a defined start date, this is that start date.	Edm.Int64
programDuration	If this is program has a duration (a time over which it should be completed) this is that duration.	Edm.Int64
programDurationType	This is the duration type.	Edm.String
programDeeplink	This is a deep link of the program. If users click the link, they first must authenticate to the system and then they can look at the program details.	Edm.String
vlsLink	This is the VLS link that learners can use to join a virtual meeting room (like WebEx, Adobe Connect, or Skype) for training. The link is for registered learners and learning items with a current or future segment that is virtual.	Edm.String
studentSurveyID	This is a unique User Survey ID to uniquely identify the mapping between User and Survey.	Edm.Int64
itemSurveyID	This is a unique Item Survey ID to uniquely identify the mapping between Item and Survey.	Edm.Int64
surveyID	The unique ID of the Survey in the System	Edm.String
surveyLevel	The level of the Survey. The value of 1 indicates Item Evaluation Survey. The value of 3 indicates Follow up Evaluation Survey.	Edm.Int64
surveydesc	This is the Survey Description	Edm.String
surveyStatusID	The Status of the survey assigned to User.	Edm.String

Property Name	Description	Property Type
surveyDeepLink	This is a deep link of the Survey. If users click the link, they first must authenticate to the system and then they can look at the survey details.	Edm.String
learnerActions		Collection(Namespace1_Alias.learnerActions)

#### LearningItemDetail

Property Name	Description	Property Type
pkID	This is the learning item's key. A learning item key is a concatenation of the learning item's unique ID, the learning item's type ID, and the learning item's revision date, separated by dashes. The key helps you uniquely identify one specific type and revision of a learning item.	Edm.String
componentTypeID	Item type IDs are a critical categorization in because they determine how users are marked complete for a learning item. One item type can have completion statuses of pass and fail while another might have completion statuses of pass, fail and incomplete.	Edm.String
componentID	This is the unique ID of a learning item.	Edm.String
revisionDate	This is the revision date of this entity. Learning items often have revision dates that correspond to a regulator's revision of compliance measures. Each later revision date is a later iteration of a learning item. The revision date is in Unix Epoch time.	Edm.Int64
componentKey	This is the unique key for the item. It is used in some parts of application such as bookmarking where we need to save multiple entities' primary keys. It must be a long number.	Edm.Int64

Property Name	Description	Property Type
title	This is the title of the learning item in the language of the current user (the user calling the web service). Titles can be translated using a key/value pair, where the key uniquely identifies a particular learning item's title and the values are each language's translation of the title. If you need the key that matches this value, and if the web service supports it, look in TitleLabelKey.	Edm.String
description	This is the description of the learning item in the language of the current user (the user calling the web service). A description is intended to provide details to users so that they can decide if they are interested in the course. Descriptions can be translated using a key/value pair, where the key uniquely identifies a particular learning item's description and the values are each language's translation of the description. If you need the key that matches this value, look in Description-LabelKey.	Edm.String
htmlDescription	This is the description of the learning item, in the users' language, with HTML tags to format the description. Customers often use simple inline tags to bold and italicize words (for example).	Edm.String
revisionNo	This is the revision number of this entity. Each revision date has a revision number. Users sometimes know the revision number of training instead of the revision date. For example, they might know that they want revision 2 of a training, regardless of the date that it was revised.	Edm.String
sourceID	The source is the developer of the learning item or the organization or regulatory body that requires it. You can create or modify source IDs in the administration environment, in References: Learning: Item Sources.	Edm.String

Property Name	Description	Property Type
domainID	This is the security domain ID of the entity. You can associate a record with an access domain to control the administrators who can access the record. What an administrator can access and do for a record depends on how you configured the entity, function, and permission domain restrictions of the role ID that is associated with the administrator.	Edm.String
deliveryMethodID	This is the unique ID of a delivery method. A delivery method describes how a learning item will be delivered (for example, a book, PDF file, or online course). You can create or modify method IDs in the administration environment, in References: Learning: Delivery Methods	Edm.String
requirementTypeID	This is the unique ID of a requirement type. A requirement type is a way for companies to describe how a user can meet the requirement. For example, a user can finish a set amount of hours from within a pool of learning items.	Edm.String
safetyRelated	If a learning item is safety related (if safetyRelated is true) then the learning item is flagged as safety-related in searches and reports. This information is for administrative purposes. It is not in the end-user interface by default.	Edm.Boolean
approved	If the user is approved to enroll into the learning item, the value is true. If the user is not approved, the value is false.	Edm.Boolean
notActive	If the value is false then the user is active. If the value is true, then the user is inactive.	Edm.Boolean
reviserName	This is the name of the user who revised the learning item.	Edm.String
approvedBy	This is the name of the user who approved the learning item.	Edm.String

Property Name	Description	Property Type
approvalTimestamp	This is the time that the person in charge of the approval granted the approval for the entity.	Edm.Int64
lessonPlanFilename	This is the lesson plan that goes with the learning item. For example, it can be a valid URL to an online lesson plan or a name of a training document. Administrators or trainers can consult the lesson plan to help them prepare for the learning item.	Edm.String
targetAudience	This is a description of the intended target audience that the you can display in the user interface. It helps users understand who the course is planned to address.	Edm.String
contactName	The contact name is someone who can answer questions about the learning item.	Edm.String
contactHours	Contact hours are the total number of hours that you expect a user to have contact with an instructor. For example, if you set up a blended learning item that has 8 total hours and, for 6 of those hours, you expect the user to be in an instructor-led segment, then the contact hours equals 6. The hours can be inherited from the history record (the course) or they can be specified when a user, supervisor, or administrator records completion with the Record Learning wizard.	Edm.Double



Property Name	Description	Property Type
creditHours	Credit hours are the number of hours that a user earns for completing a history record. For example, in many U.S. colleges, students attend a single class for 15 weeks, 3 days each week, and 1 hour each day. In this case, the total hours equals 45; however, the college grants 3 CREDIT HOURS for this class. The hours can be inherited from the history record (the course) or they can be specified when a user, supervisor, or administrator records completion with the Record Learning wizard.	Edm.Double
cpeHours	CPE is an abbreviation for "Continuing Professional Education" and refers to learning activities that users perform to maintain and expand the skills that their profession demands. Therefore, CPE hours are very much like credit hours, but the accumulation of CPE hours often leads to a professional certification. The hours can be inherited from the history record (the course) or they can be specified when a user, supervisor, or administrator records completion with the Record Learning wizard.	Edm.Double
defaultInitialNumber	The initial number is the number of days, weeks, months, quarters, or years that the user has in their initial retraining period for this learning item. Retraining periods apply when the learning item is a member of a curriculum. It is the grace period when users are first assigned a learning item. Although they might be required to retrain on the learning item every year, they might be assigned the curriculum (and learning item) in the last month of the year. The initial period gives them a grace period to complete the first training.	Edm.Int64
defaultInitialPeriodTypeID	This is the unit for the initial period (days, weeks months, quarters, or years).	Edm.String

Property Name	Description	Property Type
defaultInitialBasisTypeID	The basis type can be calendar or event. In a calendar basis type, the user must retrain on a learning item on a time-interval based on the calendar (like every month). In an event, the period is based on an event, like completing the first round of training.	Edm.String
initialPeriodLabelID	The label ID for the initial period, so that you can look up the language.	Edm.String
initialBasisLabelID	The label ID for the initial basis, so that you can look up the exact language.	Edm.String
defaultRetrainingNumber	After the initial period, users must retrain. This is the number of days, weeks, months, quarters, or years that the users have to complete the retraining on the learning item.	Edm.Int64
defaultRetrainingPeriodTypeID	The period that a user must retrain after the initial period. This can be days, weeks, months, quarters, or years.	Edm.String
defaultRetrainingBasisTypeID	The retraining period type can be either calendar or event. If it is calendar, then the user must retrain based on a time-based interval (such as annually, regardless of when the user completed the last training). If it is event, then the user must retrain based on an event (such as a year after completing the training).	Edm.String
retrainingPeriodLabelID	The label ID for the retraining period, so that you can look up the language.	Edm.String
retrainingBasisLabelID	The label ID for the training basis, so that you can look up the language.	Edm.String
comments	Comments from the instructor.	Edm.String
instructorMaterials	This is materials that the instructor should have for the learning item.	Edm.String
studentMaterials	This is materials that the student (learner) should have for the learning item.	Edm.String

Property Name	Description	Property Type
gradingOption	This is the grading option of the learning item. You can see the grading options in the administration environment on the learning item record in the Grading Options view.	Edm.Int64
createTimestamp	The time stamp, in Unix Epoch, that the learning item was created	Edm.Int64
componentGoals	These are the goals that are associated with this learning item.	Edm.String
lastUpdateUser	This is the user who most recently updated the entity.	Edm.String
totalLength	This is the total length of time that the course takes. Typically, this is used for planning purposes.	Edm.Double
prepLength	This is the total length of time that it takes an instructor to prepare to teach the course. Typically, this is used for planning purposes.	Edm.Double
minEnrollment	This is the minimum amount of users who must enroll into the course for the course to take place.	Edm.Int64
maxEnrollment	This is the maximum amount of users who can enroll into the course.	Edm.Int64
enrollmentThresDays	This is the amount of days before the course that the enrollment is closed for the course.	Edm.Int64
autoFillEnrollment	If the value is true, then when a slot opens in the enrollment list, it is filled automatically from the waitlist.	Edm.Boolean
waitlistRemainderSentTimestamp	The time that the remainder of users on the waitlist was sent as a reminder.	Edm.Int64
autoCompetency	If the value is true, then users are automatically evaluated in their competency at when they complete the course.	Edm.Boolean

Property Name	Description	Property Type
classification	<p>This is the unique ID of the classification for a learning item. It can be: It can be one of the following values: BLENDED, CONTINUOUS ONLINE ACCESS, EXTERNAL-COURSE, PHYSICAL GOOD, or TIME-BASED. A learning item classification is a category of a course, one that explains - in general terms - how the course is offered. It used by the LMS for business rules. For example, users do not enroll into a physical good, but do enroll into a an instructor led course. You cannot change the set of values for classification (they are set by the LMS). It can be one of the following values: BLENDED: Blended items are partly led by an instructor and partly online computer based training. Often the online portion is self-paced. CONTINUOUS ONLINE ACCESS: Online courses are always available to users. EXTERNAL-COURSE: External Courses are courses that have come in through the Open Content Network (OCN). PHYSICAL GOOD: Other courses that are most often a physical material like a book or CD. TIME-BASED: Instructor-led courses are classroom based courses, but the classroom can be physical or virtual (a conference call).</p>	Edm.String
chargebackMethod	<p>This is unique ID of a chargeback method. Chargeback is a way to reconcile costs between organizations. One organization charges the cost of training back to another organization. This allows companies to balance the cost of training by putting the cost to organizations.</p>	Edm.String
catalogSKU	<p>A Stock Keeping Unit (SKU) is a unique ID of an object in learning, used for commercial tracking, inventory, and account balancing.</p>	Edm.String

Property Name	Description	Property Type
<code>scheduleCanOverridePrice</code>	If this value is true, then each instance of a course (class) can override the price that is set in source copy of the course (learning item). If the value is false, then every course created from the source copy (learning item) inherits the price from the source copy.	Edm.Boolean
<code>productionReady</code>	If this value is true, then the learning item is ready to be assigned to users. If the value is false, then the learning item is under development and not yet ready for users.	Edm.Boolean
<code>studentCanRecordLearningEvents</code>	If the value of this is true, then the user can record history records for this learning item. If the value is false, then only supervisors or administrators can record learning on the learning item.,In SuccessFactors Learning, when someone records a history record, they are posting a users' completion or inability to complete a course back to the LMS. For example, you can record the fact that a user attended the course and completed it. Or, you can record the fact that a user did NOT complete the event. Completion is a highly configurable part of the LMS, so your completion statuses (the thing you are posting/recording) will be your own and match your business process.	Edm.Boolean

Property Name	Description	Property Type
supervisorCanRecordLearningEvents	If the value of this is true, then the supervisor can record history records for this learning item. If the value is false, then only administrators can record learning on the learning item. In most cases, when a supervisor cannot record learning, a user cannot record learning either. In SuccessFactors Learning, when someone records a history record, they are posting a users' completion or inability to complete a course back to the LMS. For example, you can record the fact that a user attended the course and completed it. Or, you can record the fact that a user did NOT complete the event. Completion is a highly configurable part of the LMS, so your completion statuses (the thing you are posting/recording) will be your own and match your business process.	Edm.Boolean
approvalRequired	If the value of this is true, then the users require approval to enroll into the course. If the value is false, then approval is not required.	Edm.Boolean
processDefinitionID	This is the unique ID of the approval process definition (as opposed to the ID of the instance of the approval).	Edm.String
processDescription	This is a description of the approval process. For example Approval to Withdraw from Training.	Edm.String
sourceDescription	This is a field on learning items that typically describes the developer of the course. For example, if you use third parties to create course material for you, then the third party that developed THIS learning item can be recorded in source.	Edm.String

Property Name	Description	Property Type
domainDescription	This is the description of the security domain of the entity. You can associate a record with an access domain to control the administrators who can access the record. What an administrator can access and do for a record depends on how you configured the entity, function, and permission domain restrictions of the role ID that is associated with the administrator.	Edm.String
deliveryMethodDescription	This is the description of a delivery method. A delivery method describes how a learning item will be delivered (for example, a book, PDF file, or online course). You can create or modify method IDs in the administration environment, in References: Learning: Delivery Methods	Edm.String
requirementTypeDescription	This is the description of a requirement type. A requirement type is a way for companies to describe how a user can meet the requirement. For example, a user can finish a set amount of hours from within a pool of learning items.	Edm.String
chargeBackMethodLabelID	This is unique ID of a chargeback method LABEL. Because you can offer courses in many languages, you can describe the chargeback in many languages. The system uses this label ID to look up the correct string to describe the chargeback method in the users' language. Chargeback is a way to reconcile costs between organizations. One organization charges the cost of training back to another organization. This allows companies to balance the cost of training by putting the cost to organizations.	Edm.String

Property Name	Description	Property Type
componentClassificationLabelID	This is the unique ID of the label for the classification of this learning item. The LMS uses the label ID to look up the correct translation (string) of the classification for this user's language. For example, TIME-BASED is usually represented to English speakers as Instructor Led. The system uses an label ID to look up the string "Instructor Led.".A learning item classification is a category of a course, one that explains - in general terms - how the course is offered. It used by the LMS for business rules. For example, users do not enroll into a physical good, but do enroll into a an instructor led course. You cannot change the set of values for classification (they are set by the LMS). It can be one of the following values: BLENDED: Blended items are partly led by an instructor and partly online computer based training. Often the online portion is self-paced. CONTINUOUS ONLINE ACCESS: Online courses are always available to users. EXTERNAL-COURSE: External Courses are courses that have come in through the Open Content Network (OCN). PHYSICAL GOOD: Other courses that are most often a physical material like a book or CD. TIME-BASED: Instructor-led courses are classroom based courses, but the classroom can be physical or virtual (a conference call).	Edm.String
forumID	Forums are deprecated. Instead, use SAP Jam. If your learning item is associated with a deprecated forum, the ID appears here.	Edm.Int64
rating	This is the rating that users have given the learning item.	Edm.Double
enableRating	If the value of this is true, then users can rate the learning item. If it is false, then users cannot rate the learning item.	Edm.Boolean



Property Name	Description	Property Type
includePreviousRevisionRating	If the value of this is true, then the overall rating includes ratings given to previous revisions of the learning item. If it is false, then the ratings are calculated from the current revision only.	Edm.Boolean
shippingRequired	If this value is true, then the learning item has some component that must be shipped. This is often the case if the learning item is a physical good, like a book. If it is false, then there is nothing to ship. For example, if this learning item is an online course, there is nothing to ship.	Edm.Boolean
selfEnrollment	If this value is true, then users can enroll themselves into this entity. If false, then they cannot enroll themselves. Enrollment is not necessarily automatic when this value is true. There could be an approval process attached to enrollment.	Edm.Boolean
isBlendedLearningRegisterRequired	If this value is true, then if the classification ID is BLENDED, then users must enroll for the learning item, even to see the online portions of the course. If it is false, then users can see the online portions without enrolling.	Edm.Boolean
eSigEnabled	If the value is true, then e-signatures are required for actions with this learning item. If false, then e-signatures are not required. E-signatures are a secondary identity verification for things like recording the completion of a learning item. They are typically used by companies that are audited by an oversight organization for learning compliance.	Edm.Boolean

Property Name	Description	Property Type
<code>isUserRequestsEnabled</code>	If the value is true, then users can request a class of a learning item. If false, they cannot request a new offering. Users request classes when the current list of times that the learning item is offered does NOT include a time that they can attend the course. A learning item is a unit of learning that you can track in the Learning Management System (LMS). You can think of this as a university course catalog: each course, like Introduction to Wave Physics is a learning item. Those learning items can be tracked to see who has completed Introduction to Wave Physics. And Introduction to Wave Physics can be offered at multiple times to fit different student schedules. Each of those instances is a class.	Edm.Boolean
<code>userCanWaitlist</code>	If this value is true, then the user can get on the wait list for the course. If someone withdraws from the course, the system picks users in the order that they went onto the wait list. In a literal sense, this user can move himself/herself to the registration status of Waitlisted.	Edm.Boolean
<code>componentTypeDesc</code>	The descriptions of item types can help you determine how the item type assigns credit.	Edm.String
<code>enableOrder</code>	If the value of this is true, then orders can be created for the entity (users can order it). If it is false, then orders cannot be created.	Edm.Boolean

Property Name	Description	Property Type
<code>checkAuthorizedInstructor</code>	If the value is true, then the primary instructor of the segments must be authorized to teach the learning item. You set the learning items that an instructor is authorized to teach on the instructors' records. If it is false, then the primary instructor is not required to be authorized to teach the learning item. It is often false if you are not using instructor records or you are not keeping track of authorization to teach in the LMS.	<code>Edm.Boolean</code>
<code>checklistEnabled</code>	If the value of this is true, then task checklists are enabled for the learning item. Task checklists ask an observer to make sure that a user can complete a task in a series of steps.	<code>Edm.Boolean</code>
<code>isAuthorizedObserver</code>	If the value of this is true, then this user is an authorized observer for the task checklist attached to this learning item.	<code>Edm.Boolean</code>
<code>checklistCompletionStatusID</code>	This is the task checklist completion status ID. It is the completion status that the user is assigned if they pass the task checklist.	<code>Edm.String</code>
<code>checklistFailureStatusID</code>	This is the task checklist failure status ID. It is the completion status that the user is assigned if they fail the task checklist.	<code>Edm.String</code>
<code>checklistObserverTypeID</code>	Observer types define the task checklist observer.	<code>Edm.String</code>
<code>thumbnailURI</code>	This is the URI that leads to the thumbnail image for this entity. Thumbnails are images that act like icons: they help users understand something about the entity from a glance.	<code>Edm.String</code>

Property Name	Description	Property Type
classificationLabelValue	<p>This is the translated name of the classification of this learning item. The LMS uses the label ID to look up the correct translation (string) of the classification for this user's language. For example, TIME-BASED is usually represented to English speakers as Instructor Led. The system uses a label ID to look up the string "Instructor Led" for English speaking users and returns the label value "Instructor Led.",A learning item classification is a category of a course, one that explains - in general terms - how the course is offered. It used by the LMS for business rules. For example, users do not enroll into a physical good, but do enroll into a an instructor led course. You cannot change the set of values for classification (they are set by the LMS). It can be one of the following values: BLENDED: Blended items are partly led by an instructor and partly online computer based training. Often the online portion is self-paced. CONTINUOUS ONLINE ACCESS: Online courses are always available to users. EXTERNAL-COURSE: External Courses are courses that have come in through the Open Content Network (OCN). PHYSICAL GOOD: Other courses that are most often a physical material like a book or CD. TIME-BASED: Instructor-led courses are classroom based courses, but the classroom can be physical or virtual (a conference call).</p>	Edm.String
chargebackMethodLabelValue	<p>This is the description of the chargeback method in this user's language..Chargeback is a way to reconcile costs between organizations. One organization charges the cost of training back to another organization. This allows companies to balance the cost of training by putting the cost to organizations.</p>	Edm.String

Property Name	Description	Property Type
itemDetailsDeeplink	If you requested a deep link in your search for learning items, this is populated with the link to the learning item details page. Users click the link to see the details for this learning item. If they are not already authenticated to the system, they must authenticate before they can see the page.	Edm.String
courseDeeplink	If you requested a deep link in your search for learning items, and if this learning item contains online content, then this is populated with the link to the online content. Users click the link to go to the online content for this learning item. If they are not already authenticated to the system, they must authenticate before they can see the page.	Edm.String
lisCriteria	The lisCriteria search criteria stands for learning item search (lis) criteria. It finds a specific learning item based on identifying criteria.	Namespace1_Alias.lisCriteria

#### LearningItemPrerequisite

Property Name	Description	Property Type
pkID	This is the learning item's key. A learning item key is a concatenation of the learning item's unique ID, the learning item's type ID, and the learning item's revision date, separated by dashes. The key helps you uniquely identify one specific type and revision of a learning item.	Edm.String
componentTypeID	Item type IDs are a critical categorization in because they determine how users are marked complete for a learning item. One item type can have completion statuses of pass and fail while another might have completion statuses of pass, fail and incomplete.	Edm.String
componentID	This is the unique ID of a learning item.	Edm.String

Property Name	Description	Property Type
revisionDate	This is the revision date of this entity. Learning items often have revision dates that correspond to a regulator's revision of compliance measures. Each later revision date is a later iteration of a learning item. The revision date is in Unix Epoch time.	Edm.Int64
prerequisitesGroupItem	A prerequisite is a learning item that must be complete before enrolling into this learning item. A group of prerequisites (prerequisite group) is an ordered list of prerequisites that users must complete in a given order. For example, to take a high level Physics course, you probably need to start with introduction to physics and work through a series of prerequisites before you are ready for the high level course. That series of courses is a prerequisite group.	Collection(Namespace1_Alias.prerequisitesGroupItem)
lisCriteria	The lisCriteria search criteria stands for learning item search (lis) criteria. It finds a specific learning item based on identifying criteria.	Namespace1_Alias.lisCriteria

#### LearningItemDocument

Property Name	Description	Property Type
pkID	This is the learning item's key. A learning item key is a concatenation of the learning item's unique ID, the learning item's type ID, and the learning item's revision date, separated by dashes. The key helps you uniquely identify one specific type and revision of a learning item.	Edm.String
componentTypeID	Item type IDs are a critical categorization in because they determine how users are marked complete for a learning item. One item type can have completion statuses of pass and fail while another might have completion statuses of pass, fail and incomplete.	Edm.String
componentID	This is the unique ID of a learning item.	Edm.String

Property Name	Description	Property Type
revisionDate	This is the revision date of this entity. Learning items often have revision dates that correspond to a regulator's revision of compliance measures. Each later revision date is a later iteration of a learning item. The revision date is in Unix Epoch time.	Edm.Int64
documentID	This is the unique ID of the document record. Documents are managed as separate objects in the system and then associated with learning item.	Edm.String
reviewFlag	If the value of this is true, then the document should be reviewed for accuracy. Reviews are triggered when the document is revised. The review flag is set on the learning item or curricula, not on the document, because it is within the context of the learning item or curriculum that the document must be reviewed. Review to answer the question: does this new revision of the document fit with the current revision of the learning item or curriculum.	Edm.Boolean
documentTitle	This is the title of the document. The title is something that users recognize.	Edm.String
documentLocation	This is a brief description of where the document is located. For example, if it is stored at a URL on a content server, it might be that URL.	Edm.String
lisCriteria	The lisCriteria search criteria stands for learning item search (lis) criteria. It finds a specific learning item based on identifying criteria.	Namespace1_Alias.lisCriteria

Scheduledoffering

Property Name	Description	Property Type
scheduleID	This is the unique ID of a class. A class is an instance of a learning item (a course, usually) that is scheduled to take place at a given date and time. Therefore, although the learning item ID is the same for its January and February classes (for example), the class ID of the January instance is different from the February instance.	Edm.Int64
description	This is a description of the entity. In most cases, the description is available to users to tell them about the entity.	Edm.String
componentTypeID	Item type IDs are a critical categorization in because they determine how users are marked complete for a learning item. One item type can have completion statuses of pass and fail while another might have completion statuses of pass, fail and incomplete.	Edm.String
componentID	This is the unique ID of a learning item.	Edm.String
revisionDate	This is the unique ID of a learning item.	Edm.Int64
price	The price of the entity. For example, the price of a class: how much does it cost a user to enroll into and complete the class?	Edm.Double
instructors	This is an instructor. Instructors are tracked as resources in the Learning Management System (LMS) so that they can be matched to courses during a scheduling process. They can also be useful to advertise courses: courses with well known instructors tend to see greater enrollment.	Collection(Namespace1_Alias.instructors)
startDateTime	The start timestamp for this class in Unix Epoch Time.	Edm.Int64
endDateTime	The end timestamp for this class in Unix Epoch Time.	Edm.Int64



Property Name	Description	Property Type
days	This is the amount of days that have segments scheduled in a class. Days that do NOT have segments are NOT included in the amount. For example, a course that begins on Monday and ends on Friday of the same week and has segments on Monday, Wednesday, and Friday returns three days and not five. The days without segments (Tuesday and Thursday) are NOT included in the amount.	Edm.Int64
locationDescription	This is a description of the location where the course is to take place. It helps users understand where to go for their course. A training location is a place inside a training facility. For example, a facility can be a building and the rooms inside the facility can be locations. This helps users understand both "I need to go to this building" and also "I need to go to this room inside the building."	Edm.String
facilityDescription	The brief description of the facility. A training location is a place inside a training facility. For example, a facility can be a building and the rooms inside the facility can be locations. This helps users understand both "I need to go to this building" and also "I need to go to this room inside the building."	Edm.String
scheduleStatus	This is the schedule status CODE, as opposed to the schedule status value. It is a number that can be -3, -6, 10, 11, 12, 13, or 14. Schedule status codes match values as follows. -3: Student has not finished all the pre-requisites. -6: Schedule unavailable because the threshold waiting for the Component is not reached. 10: Open Seats are available. 11: Open Seats and Slots are available. 12: No Open Seats. 13: No Open Seats, but there are open slots. 14: Student has already enrolled.	Edm.Int64

Property Name	Description	Property Type
selfEnrollable	If this value is true, then users can enroll themselves into this entity. If false, then they cannot enroll themselves. Enrollment is not necessarily automatic when this value is true. There could be an approval process attached to enrollment.	Edm.Boolean
timeZoneID	This is the time zone of the entity.	Edm.String
displayInScheduleTimeZone	If this value is true, then the times of the entity are in the class time zone. If this value is false, then the times are in the users' time zones.	Edm.Boolean
maxEnrollment	This is the maximum amount of users who can enroll into the course.	Edm.Int64
enrolledCount	This is the number of users who are currently enrolled.	Edm.Int64
enrollStatusTypeID	This is the registration type that has been assigned to the user.	Edm.String
enrollSeatID	If this user is already enrolled in this class, this value is the unique ID of the seat that the user occupies. If this user is not enrolled in this class, then this value is null.	Edm.Int64
addUser	If this user is already enrolled in this class, this value is the unique ID of the seat that the user occupies. If this user is not enrolled in this class, then this value is null.	Edm.String
userCanWaitlist	If this value is true, then the user can get on the wait list for the course. If someone withdraws from the course, the system picks users in the order that they went onto the wait list. In a literal sense, this user can move himself/herself to the registration status of Waitlisted.	Edm.Boolean
chargebackMethod	This is unique ID of a chargeback method.	Edm.String

Property Name	Description	Property Type
itemChargeBackMethod	This is unique ID of a chargeback method.,This is the chargeback method of the parent learning item, which the class inherits as a default but can be overridden by administrators.	Edm.String
scheduleCanOverridePrice	If this value is true, then each instance of a course (class) can override the price that is set in source copy of the course (learning item). If the value is false, then every course created from the source copy (learning item) inherits the price from the source copy.	Edm.Boolean
timeZoneLabelValue	This is the time zone of the entity, in a human readable format.	Edm.String
scheduleStatusValue	This is the schedule status TEXT VALUE, as opposed to the schedule status code. The text value tells you, in English, what the codes mean.,Schedule status codes match values as follows. -3: Schedule unavailable because the threshold waiting for the Component is not reached. -6: Student has not finished all the prerequisites. 10: Open Seats are available. 11: Open Seats and Slots are available. 12: No Open Seats. 13: No Open Seats, but there are open slots. 14: Student has already enrolled.	Edm.String
currencyCode	This is the currency code for this entity. The currency code is returned from the enumerated list of currency codes that you set up when you implemented the system. During implementation, we recommend that customers use ISO codes for currency, but it is NOT required.	Edm.String
currencyDesc	This is the currency description for this entity. You set up currency descriptions during implementation to help you understand the currency code. They can be any string that helps you understand the currency code.	Edm.String

Property Name	Description	Property Type
availableSeatCount	This is the number of available seats left in the class (the number of users who can still enroll in the class).	Edm.Int64
scheduledOfferingDeeplink	If you requested a deep link in your search for learning items, and if this learning item contains online content, then this is populated with the link to the online content. Users click the link to go to the online content for this learning item. If they are not already authenticated to the system, they must authenticate before they can see the page.	Edm.String
lisCriteria	The lisCriteria search criteria stands for learning item search (lis) criteria. It finds a specific learning item based on identifying criteria.	Namespace1_Alias.lisCriteria

## Complex Types

criteria

Property Name	Description	Property Type
minRowNum	What is the minimum record to retrieve? Use the minimum and maximum records to create pages.	Edm.Int64
maxRowNum	What is the maximum record to retrieve? Use the minimum and maximum records to create pages.	Edm.Int64
qualItemsAndReqThresholdDays	If you provide a value, the system returns all items with a requiredDate (returned as part of the search) less than the current date plus the amount of days you set in qualItemsAndReqThresholdDays. When the threshold is not set, the required date is ignored.	Edm.Int64

Property Name	Description	Property Type
targetUserID	If you are running the web service with an administrator user (user type is A), then send the user whose learning plan you want to retrieve. If you are running the web service with an end-user (user type is P), then do not pass it. The system reads the user ID from the authorization header.	Edm.String
targetPersonGUID	If you are running the web service with an administrator user (user type is A), then send the user's person GUID whose learning plan you want to retrieve. If you are running the web service with an end-user (user type is P), then do not pass it. The system extracts the person GUID from the authorization header.	Edm.String
retrieveLinkedSchedules	If set to true, then the service returns not only the learning items in the users' learning plans but also the classes that the users are enrolled into for those learning items. When true, the system runs a second query, which has a performance impact. Set to false for faster queries when you do not need the schedules.	Edm.String
includeDeeplink	If this value is true, then the search returns a deep link to the entities it returns.	Edm.Boolean
includeVLSlink	This is the VLS link that learners can use to join a virtual meeting room (like WebEx, Adobe Connect, or Skype) for training. The link is for registered learners and learning items with a current or future segment that is virtual.	Edm.Boolean
includeSurveys	If set to true, then the service returns the surveys associated with the users along the learning items assigned to him.	Edm.Boolean
includeLearnerActions	If set to true, the system returns actions available to the learner for each learning item in the results. If set to false, actions will not be included in results. Default is false.	Edm.Boolean

learnerActions

Property Name	Description	Property Type
actionText		Edm.String
actionName		Edm.String

lisCriteria

Property Name	Description	Property Type
itemID	This is the unique ID of a learning item.	Edm.String
itemTypeID	Item type IDs are a critical categorization in because they determine how users are marked complete for a learning item. One item type can have completion statuses of pass and fail while another might have completion statuses of pass, fail and incomplete.	Edm.String
revisionDate	This is the revision date of this entity. Learning items often have revision dates that correspond to a regulator's revision of compliance measures. Each later revision date is a later iteration of a learning item. The revision date is in Unix Epoch time.	Edm.Int64
onlyShowInSystemLevelLocaleCurrency	If this value is true, then the search returns learning items in the system level currency. If false, then other currencies are returned.	Edm.Boolean
includeDeeplink	If this value is true, then the search returns a deep link to the entities it returns.	Edm.Boolean
includeInstructorDetails	If set to true, then the search returns details about the instructor. This can be useful, for example, if you want to advertise the instructor in order to get learners excited about attending training under that instructor. If you are not using instructors, set to false.	Edm.Boolean

prerequisitesGroupItem

Property Name	Description	Property Type
prerequisiteComplete	If the value of this is true, then this user has completed this prerequisite.	Edm.Boolean

Property Name	Description	Property Type
<code>isAvailableInStudentCatalog</code>	If the value of this is true, then this prerequisite is in this user's catalog. When it is in a user's catalog, he or she can access it and it does not need to be directly assigned.	<code>Edm.Boolean</code>
<code>isInLearningPlan</code>	If the value of this is true, then this prerequisite is already in this user's assignments.	<code>Edm.Boolean</code>
<code>prerequisiteCompleteInfo</code>	This is the completion information for this prerequisite for this user.	<code>Edm.String</code>
<code>prerequisiteCompletionDate</code>	This is the date that this user completed this prerequisite. If the value of this is null, then this user has not completed the prerequisite.	<code>Edm.Int64</code>
<code>prerequisiteGroupID</code>	This is the unique ID of the group that this prerequisite belongs to.	<code>Edm.String</code>
<code>groupName</code>	This is the name of group that this prerequisite belongs to.	<code>Edm.String</code>
<code>groupOrder</code>	Prerequisite groups can be sequenced. This is the sequence number of the prerequisite group.	<code>Edm.Int64</code>
<code>prerequisiteItemOrder</code>	Within the group, this is the sequence of the learning item.	<code>Edm.Int64</code>
<code>prerequisiteRevisionNumber</code>	This is the revision number of this entity. Each revision date has a revision number. Users sometimes know the revision number of training instead of the revision date. For example, they might know that they want revision 2 of a training, regardless of the date that it was revised.	<code>Edm.String</code>

Property Name	Description	Property Type
title	This is the title of the learning item in the language of the current user (the user calling the web service). Titles can be translated using a key/value pair, where the key uniquely identifies a particular learning item's title and the values are each language's translation of the title. If you need the key that matches this value, and if the web service supports it, look in TitleLabelKey.	Edm.String
groupNameLabelKey	This is the unique ID of the group name label. The system uses this ID to look up the group name in this user's language.	Edm.String
prerequisiteComponentClassificationType	This is the unique ID of the classification for a learning item. It can be: It can be one of the following values: BLENDED, CONTINUOUS ONLINE ACCESS, EXTERNAL-COURSE, PHYSICAL GOOD, or TIME-BASED.	Edm.String
prerequisiteComponentTypeID	Item type IDs are a critical categorization in because they determine how users are marked complete for a learning item. One item type can have completion statuses of pass and fail while another might have completion statuses of pass, fail and incomplete.	Edm.String
prerequisiteComponentID	This is the unique ID of a learning item.	Edm.String
prerequisiteRevisionDate	This is the revision date of this entity. Learning items often have revision dates that correspond to a regulator's revision of compliance measures. Each later revision date is a later iteration of a learning item. The revision date is in Unix Epoch time.	Edm.Int64



instructors

Property Name	Description	Property Type
<code>instructorID</code>	This is the unique ID of an instructor in the Learning Management System. If the instructor is also a user (this is often the case when instructors are employees at the company), then keep in mind that this is their INSTRUCTOR ID as opposed to their LEARNER ID.	<code>Edm.String</code>
<code>lastName</code>	This is the family name of the instructor.	<code>Edm.String</code>
<code>firstName</code>	This is the given name of the instructor.	<code>Edm.String</code>
<code>middleInitial</code>	This is a middle initial of the instructor.	<code>Edm.String</code>
<code>primary</code>	If the value of this is true, then this is the primary instructor. If false, then the instructor is secondary. Primary instructors are usually the ones responsible for organizing the training, posting learning results, and hosting Virtual Learning Sessions (VLS). You can also require that primary instructors are qualified to instruct the learning item. Secondary instructors support the primary instructors.	<code>Edm.Boolean</code>

## Actions

This `$metadata` does **not** contain actions.

### 9.8.1.25 `user/learningHistory/v1` Metadata Call

#### Metadata Call

##### Sample Code

```
GET /learning/odatav4/public/user/learningHistory/v1/$metadata
```

## Headers

Header	Value
Authorization	Bearer oauth_token

## Containers

### Entity Sets

Name	Description	Type
LearningHistories		Namespace1_Alias.LearningHistories
learninghistorys		Namespace1_Alias.learninghistory

### Action Import

Name	Description	Action
No Action Import	No Action Import	No Action Import

### Navigation Property Bindings

Path	Target
No Navigation Property Binding	No Navigation Property Binding

## Entity Types

### LearningHistories

Property Name	Description	Property Type
componentTypeID	Item type IDs are a critical categorization in because they determine how users are marked complete for a learning item. One item type can have completion statuses of pass and fail while another might have completion statuses of pass, fail and incomplete., Type	Edm.String
componentID	This is the unique ID of a learning item., ID	Edm.String

Property Name	Description	Property Type
revisionDate	<p>This is the revision date of this entity. Learning items often have revision dates that correspond to a regulator's revision of compliance measures. Each later revision date is a later iteration of a learning item. The revision date is in Unix Epoch time.,</p> <p>Revision Date</p>	Edm.Int64
title	<p>This is the title of the learning item in the language of the current user (the user calling the web service). Titles can be translated using a key/value pair, where the key uniquely identifies a particular learning item's title and the values are each language's translation of the title. If you need the key that matches this value, and if the web service supports it, look in TitleLabelKey.,</p> <p>Title</p>	Edm.String
revisionNumber	<p>This is the revision number of this entity. Each revision date has a revision number. Users sometimes know the revision number of training instead of the revision date. For example, they might know that they want revision 2 of a training, regardless of the date that it was revised.</p>	Edm.String
completionStatusID	<p>This is the task checklist completion status ID. It is the completion status that the user is assigned if they pass the task checklist.</p>	Edm.String
provideCredit	<p>If this value is true, then the course provided credit to the user. Your organization defines what credit means.</p>	Edm.Boolean
studentComponentID	<p>This string is used to identify the content assigned to a user and is used to generate the review content link for the completed learning item in the users' learning history.</p>	Edm.Int64
instructorName	<p>This is the name of the instructor who taught the course.</p>	Edm.String

Property Name	Description	Property Type
grade	<p>This is the grade that the user earned for completing the course. Grades are defined by your company. They can be numeric (1-10) or codes (Like A-F or Pass/Fail/Incomplete),.</p> <p>Grade</p>	Edm.String
totalHours	<p>This is the total hours that a user earns for completing a course.,</p> <p>Total Hours</p>	Edm.Double
creditHours	<p>Credit hours are the number of hours that a user earns for completing a learning event. For example, in many U.S. colleges, students attend a single class for 15 weeks, 3 days each week, and 1 hour each day. In this case, the total hours equals 45; however, the college grants 3 CREDIT HOURS for this class.,The hours can be inherited from the learning event (the course) or they can be specified when a user, supervisor, or administrator records completion with the Record Learning wizard.,</p> <p>Credit Hours</p>	Edm.Double
contactHours	<p>Contact hours are the total number of hours that you expect a user to have contact with an instructor. For example, if you set up a blended learning item that has 8 total hours and, for 6 of those hours, you expect the user to be in an instructor-led time slot, then the contact hours equals 6.,The hours can be inherited from the learning event (the course) or they can be specified when a user, supervisor, or administrator records completion with the Record Learning wizard.,</p> <p>Contact Hours</p>	Edm.Double

Property Name	Description	Property Type
cpeHours	<p>CPE is an abbreviation for "Continuing Professional Education" and refers to learning activities that users perform to maintain and expand the skills that their profession demands. Therefore, CPE hours are very much like credit hours, but the accumulation of CPE hours often leads to a professional certification.,The hours can be inherited from the learning event (the course) or they can be specified when a user, supervisor, or administrator records completion with the Record Learning wizard.,</p> <p>CPE Hours</p>	Edm.Double
comments	<p>This is comments about the learning event.,</p> <p>Comments</p>	Edm.String
esigUsername	<p>This is the e-signature user name entered by the user recording the learning event. E-signatures are a way for validated customers to verify users' identities. If you are not a validated customer, then this does not apply to you.</p>	Edm.String
lastUpdateTimestamp	<p>This is the last time that the history record was updated. This is in Unix Epoch time.</p>	Edm.Int64
esigMeaningCode	<p>This is the e-signature meaning code entered by the user recording the learning event. E-signatures are a way for validated customers to verify users' identities. If you are not a validated customer, then this does not apply to you.</p>	Edm.String
scheduleID	<p>This is the unique ID of the class that the user completed. A class is a course that took place at one place and time. For example, you can have one course called Business Writing that is offered every month. Each month is a different instance of Business Writing, and therefore a different class of the course.,</p> <p>Scheduled Offering ID</p>	Edm.Int64

Property Name	Description	Property Type
componentKey	This is the unique key for the item. It is used in some parts of application such as bookmarking where we need to save multiple entities' primary keys. It must be a long number.	Edm.String
reviewContentAllowed	If the value of this is true, then the user can go back and review the content of the course.	Edm.Boolean
rating	This is the users' rating of the course from the course catalog.	Edm.Double
seqNum	This is a unique ID for each student item rating. You cannot use it.	Edm.String
enableRating	If you enable rating for a learning item, then this is true. If it is true, then when user complete the learning item, they can rate it. This rating is the stars rating that appears in the catalog to other users. If you were building a client that allows ratings, you would check this for a true value before allowing a user to rate completed learning items.	Edm.Boolean
formattedRevisionDate	This is the revision date formatted to the current users' preferences. Use it to display the format date.	Edm.String
completionDate	This is the completion date in Unix Epoch time. A completion date is the date that the user completed the learning item.,  Completion Date	Edm.Int64
status	This is the task checklist completion status ID. It is the completion status that the user is assigned if they pass the task checklist.,For external events, this value is null.	Edm.String
ratingDate	This is the date that the user rated the learning item, in Unix Epoch time. If the user has not yet rated the learning item or if the user is not allowed to rate the learning item (enableRating is false) then this is null.	Edm.Int64

Property Name	Description	Property Type
ratingPending	If the value of this is true, then the user has not rated the learning item.	Edm.Boolean
lastCompletionDate	This is the last date that the user completed the learning item. It is stored in the user rating table.	Edm.Int64
certificateLink	This is a link to the certificate of completion report. User can click this link to see their certificate of completion and print it. This user must have permission to print the certificate of completion. Most customers give their users permission to print certificates of completion.	Edm.String
onlineContentLink	This is a link to the online content so that users can review the content if they are allowed to review it.	Edm.String
criteria	A learning history is the list of completed learning by a user.	Namespace1_Alias.criteria
completionStatusDesc	Completion Status	Edm.String
revisionDateTimeOffset	Revision Date	Edm.DateTimeOffset
completionDateTimeOffset	Completion Date	Edm.DateTimeOffset
userLearningHistoryContentObjects	This has Content Object Information, Content Object(s)	Collection(Namespace1_Alias.UserLearningHistoryContentObjects)
userCompetencyAssessments	This has Competency Assessment Information, Competency Assessment Data	Collection(Namespace1_Alias.userCompetencyAssessments)
recordID	ID	Edm.String

learninghistory

Property Name	Description	Property Type
<code>componentTypeID</code>	<p>Item type IDs are a critical categorization in because they determine how users are marked complete for a learning item. One item type can have completion statuses of pass and fail while another might have completion statuses of pass, fail and incomplete.,</p> <p>Type</p>	<code>Edm.String</code>
<code>componentID</code>	<p>This is the unique ID of a learning item.,</p> <p>ID</p>	<code>Edm.String</code>
<code>revisionDate</code>	<p>This is the revision date of this entity. Learning items often have revision dates that correspond to a regulator's revision of compliance measures. Each later revision date is a later iteration of a learning item. The revision date is in Unix Epoch time.,</p> <p>Revision Date</p>	<code>Edm.Int64</code>
<code>title</code>	<p>This is the title of the learning item in the language of the current user (the user calling the web service). Titles can be translated using a key/value pair, where the key uniquely identifies a particular learning item's title and the values are each language's translation of the title. If you need the key that matches this value, and if the web service supports it, look in <code>TitleLabelKey</code>.,</p> <p>Title</p>	<code>Edm.String</code>
<code>revisionNumber</code>	<p>This is the revision number of this entity. Each revision date has a revision number. Users sometimes know the revision number of training instead of the revision date. For example, they might know that they want revision 2 of a training, regardless of the date that it was revised.</p>	<code>Edm.String</code>
<code>completionStatusID</code>	<p>This is the task checklist completion status ID. It is the completion status that the user is assigned if they pass the task checklist.</p>	<code>Edm.String</code>



Property Name	Description	Property Type
provideCredit	If this value is true, then the course provided credit to the user. Your organization defines what credit means.	Edm.Boolean
studentComponentID	This string is used to identify the content assigned to a user and is used to generate the review content link for the completed learning item in the users' learning history.	Edm.Int64
instructorName	This is the name of the instructor who taught the course.	Edm.String
grade	This is the grade that the user earned for completing the course. Grades are defined by your company. They can be numeric (1-10) or codes (Like A-F or Pass/Fail/Incomplete).  Grade	Edm.String
totalHours	This is the total hours that a user earns for completing a course.,  Total Hours	Edm.Double
creditHours	Credit hours are the number of hours that a user earns for completing a learning event. For example, in many U.S. colleges, students attend a single class for 15 weeks, 3 days each week, and 1 hour each day. In this case, the total hours equals 45; however, the college grants 3 CREDIT HOURS for this class.,The hours can be inherited from the learning event (the course) or they can be specified when a user, supervisor, or administrator records completion with the Record Learning wizard.,  Credit Hours	Edm.Double

Property Name	Description	Property Type
contactHours	<p>Contact hours are the total number of hours that you expect a user to have contact with an instructor. For example, if you set up a blended learning item that has 8 total hours and, for 6 of those hours, you expect the user to be in an instructor-led time slot, then the contact hours equals 6. The hours can be inherited from the learning event (the course) or they can be specified when a user, supervisor, or administrator records completion with the Record Learning wizard.</p> <p>Contact Hours</p>	Edm.Double
cpeHours	<p>CPE is an abbreviation for "Continuing Professional Education" and refers to learning activities that users perform to maintain and expand the skills that their profession demands. Therefore, CPE hours are very much like credit hours, but the accumulation of CPE hours often leads to a professional certification. The hours can be inherited from the learning event (the course) or they can be specified when a user, supervisor, or administrator records completion with the Record Learning wizard.</p> <p>CPE Hours</p>	Edm.Double
comments	<p>This is comments about the learning event.</p> <p>Comments</p>	Edm.String
esigUsername	<p>This is the e-signature user name entered by the user recording the learning event. E-signatures are a way for validated customers to verify users' identities. If you are not a validated customer, then this does not apply to you.</p>	Edm.String
lastUpdateTimestamp	<p>This is the last time that the history record was updated. This is in Unix Epoch time.</p>	Edm.Int64

Property Name	Description	Property Type
esigMeaningCode	This is the e-signature meaning code entered by the user recording the learning event. E-signatures are a way for validated customers to verify users' identities. If you are not a validated customer, then this does not apply to you.	Edm.String
scheduleID	This is the unique ID of the class that the user completed. A class is a course that took place at one place and time. For example, you can have one course called Business Writing that is offered every month. Each month is a different instance of Business Writing, and therefore a different class of the course.,  Scheduled Offering ID	Edm.Int64
componentKey	This is the unique key for the item. It is used in some parts of application such as bookmarking where we need to save multiple entities' primary keys. It must be a long number.	Edm.String
reviewContentAllowed	If the value of this is true, then the user can go back and review the content of the course.	Edm.Boolean
rating	This is the users' rating of the course from the course catalog.	Edm.Double
seqNum	This is a unique ID for each student item rating. You cannot use it.	Edm.String
enableRating	If you enable rating for a learning item, then this is true. If it is true, then when user complete the learning item, they can rate it. This rating is the stars rating that appears in the catalog to other users. If you were building a client that allows ratings, you would check this for a true value before allowing a user to rate completed learning items.	Edm.Boolean
formattedRevisionDate	This is the revision date formatted to the current users' preferences. Use it to display the format date.	Edm.String

Property Name	Description	Property Type
completionDate	This is the completion date in Unix Epoch time. A completion date is the date that the user completed the learning item.,  Completion Date	Edm.Int64
status	This is the task checklist completion status ID. It is the completion status that the user is assigned if they pass the task checklist.,For external events, this value is null.	Edm.String
ratingDate	This is the date that the user rated the learning item, in Unix Epoch time. If the user has not yet rated the learning item or if the user is not allowed to rate the learning item (enableRating is false) then this is null.	Edm.Int64
ratingPending	If the value of this is true, then the user has not rated the learning item.	Edm.Boolean
lastCompletionDate	This is the last date that the user completed the learning item. It is stored in the user rating table.	Edm.Int64
certificateLink	This is a link to the certificate of completion report. User can click this link to see their certificate of completion and print it. This user must have permission to print the certificate of completion. Most customers give their users permission to print certificates of completion.	Edm.String
onlineContentLink	This is a link to the online content so that users can review the content if they are allowed to review it.	Edm.String
criteria	A learning history is the list of completed learning by a user.	Namespace1_Alias.criteria
completionStatusDesc	Completion Status	Edm.String
revisionDateTimeOffset	Revision Date	Edm.DateTimeOffset
completionDateTimeOffset	Completion Date	Edm.DateTimeOffset

Property Name	Description	Property Type
userLearningHistoryContentObjects	This has Content Object Information, Content Object(s)	Collection(Namespace1_Alias .UserLearningHistoryContent Objects)
userCompetencyAssessments	This has Competency Assessment Information, Competency Assessment Data	Collection(Namespace1_Alias .userCompetencyAssessments)
recordID	ID	Edm.String

## Complex Types

criteria

Property Name	Description	Property Type
maxNumberToRetrieve	This is the maximum number of records to retrieve in the call.	Edm.Int32
itemID	This is the unique ID of a learning item..A learning item is a unit of learning that you can track in the Learning Management System (LMS). You can think of this as a university course catalog: each course, like Introduction to Wave Physics is a learning item. Those learning items can be tracked to see who has completed Introduction to Wave Physics. And Introduction to Wave Physics can be offered at multiple times to fit different student schedules. Each of those instances is a class..In most cases, a learning item is a course, either online or in a classroom, but you can also use learning items to track books that employees are required to read or Standard Operating Procedures (SOPs) that they are required to sign-off on and understand.	Edm.String

Property Name	Description	Property Type
itemType	Item type IDs are a critical categorization in because they determine how users are marked complete for a learning item. One item type can have completion statuses of pass and fail while another might have completion statuses of pass, fail and incomplete.	Edm.String
targetUserID	This is the user whose learning history you want to retrieve.	Edm.String
personGUID	null	Edm.String
fromDate	The start date of the range that you want to retrieve learning history. This is in Unix Epoch time.	Edm.Int64
toDate	The end date of the range that you want to retrieve learning history. This is in Unix Epoch time.	Edm.Int64
itemRevisionDate	This is the revision date of this entity. Learning items often have revision dates that correspond to a regulator's revision of compliance measures. Each later revision date is a later iteration of a learning item. The revision date is in Unix Epoch time.	Edm.Int64
includeDeepLink	If this value is true, then the search returns a deep link to the entities it returns.	Edm.Boolean

#### UserLearningHistoryContentObjects

Property Name	Description	Property Type
name	Name	Edm.String
score	Score	Edm.String

#### userCompetencyAssessments

Property Name	Description	Property Type
competencyID	Cpty ID	Edm.String
competencyDescription	Competency Description	Edm.String
masteryLevel	Mastery Level	Edm.Double

Property Name	Description	Property Type
competencyAssessmentDateTimeOffset	Assessment Date	Edm.DateTimeOffset

## Actions

This \$metadata does **not** contain actions.

## 9.8.1.26 admin/searchStudent/v1 Metadata

Use this call to find the data that you need to call student search.

## Metadata Call

### Sample Code

```
GET /learning/odatav4/admin/searchStudent/v1/$metadata
```

Headers

Header	Value
Authorization	Bearer oauth_token

## Containers

Entity Sets

Name	Description	Type
Students		Namespace1_Alias.Student

Action Import

Name	Description	Action
No Action Import	No Action Import	No Action Import

## Navigation Property Bindings

Path	Target
No Navigation Property Binding	No Navigation Property Binding

## Entity Types

### Student

Property Name	Description	Property Type
<code>studentID</code>	This is the unique ID of a user in the Learning Management System (LMS). This is recognized within the LMS only. If you want an ID that is recognized throughout SAP SuccessFactors HCM suite, you want to get the Person GUID or Person External ID.	<code>Edm.String</code>
<code>personGUID</code>	This is an internally generated, immutable identifier for one person across all of SuccessFactors HCM Suite. This is different from an LMS user ID (often called STUDENT ID). The student ID is used only within the Learning Management System (LMS). It is also different from the PERSON ID, which is used throughout SAP SuccessFactors HCM suite but is mutable. In most cases, you use the person ID when you want to call a single user throughout the suite.	<code>Edm.String</code>
<code>personExternalID</code>	This is a mutable identifier for one person across all of SAP SuccessFactors HCM suite. This is different from an LMS user ID (often called STUDENT ID). The student ID is used only within the Learning Management System (LMS). It is also different from the PERSON GUID, which is used throughout SAP SuccessFactors HCM suite but is immutable. In most cases, you use the person ID when you want to call a single user throughout the suite.	<code>Edm.String</code>



Property Name	Description	Property Type
empStatID	You can associate employees with a status that identifies their standing in the company (for example, full-time, on leave, or suspended).	Edm.String
empTypID	Users have an employee type, such as contractor, consultant, salaried, or part-time. You can use the employee type as an attribute to match users for an assignment profile or as search criteria when you execute a search (for example, you could run an Account Data report for users whose employee type is "full-time").	Edm.String
regularTempID	Companies use the regular temp ID to search and report on users in categories of their regular and temporary work. For example, a company might want to define several types of temporary workers.	Edm.String
fulltime	Is the user a full time employee?	Edm.String
jobLocID	The unique ID of the user's physical location.	Edm.String
jobPosID	The unique job CODE of the user. This can be confusing because it is sometimes returned with POSITION in the parameter name.	Edm.String
domainID	This is the security domain ID of the entity. You can associate a record with an access domain to control the administrators who can access the record. What an administrator can access and do for a record depends on how you configured the entity, function, and workflow domain restrictions of the role ID that is associated with the administrator.	Edm.String

Property Name	Description	Property Type
orgID	The unique ID of the organization that the entity belongs to. Organizations define a structure to your users, and users' organization controls how the system recognizes them. For example, you can reserve space for an organization in a course. Users belonging to the organization can occupy the reserved space.	Edm.String
compID	This is the company ID of the entity.	Edm.String
lastName	The family name of a user.	Edm.String
firstName	The given name of a user.,  null (can't find the key in the label properties. Original key is First_Name, the passed in locale is null)	Edm.String
middleName	The middle initial of a user.	Edm.String
notActive	notActive can be (Y or N) or (Yes or No). The value N and the value No mean that the user is active. The value Y and the value Yes mean that the user is inactive.	Edm.String
addr	The street address of a user.	Edm.String
city	The city of the user.	Edm.String
state	The state or province of the user.	Edm.String
postal	The postal code of the user.	Edm.String
cntry	The country code of the user. Country codes are defined in the system.	Edm.String
superField	The user ID of the user's supervisor.	Edm.String
hireDate	The user's hire date. Hire date can be used to assign training. For example, a learning administrator might assign an onboarding program for all users hired after a given date.	Edm.Int64
termDate	The date that the user separated from the company. The termination date cannot be in the future and it cannot be before the hire date.	Edm.Int64

Property Name	Description	Property Type
emailAddr	The user's email address.	Edm.String
hasAccess	Does the user have access to the Learning Management System (LMS)?	Edm.String
selfReg	Is the user self registered? Value can be Y for self registered or N for not self registered.	Edm.String
locked	Is the user locked out of the system?	Edm.String
regionID	Users, instructors, and training facilities are associated with regions. The system uses regions to find training close to users. For example, courses taking place in a facility that is in the same region as the user. Companies can also use region to inform some reports.	Edm.String
roleID	This is the security role ID of the user.	Edm.String
profileStatus	The status column from pa_stud_tp table, indicating if the student is an active employee. EXPIRED	Edm.String
accountID	The financial account ID.	Edm.String
posNumID	The position number ID.	Edm.String
nativeDeeplinkUser	If set to N then the user receives deep links that work in an integrated SAP SuccessFactors HCM suite environment. If set to Y, then the user receives links that work in a native learning environment (SAP SuccessFactors Learning only).	Edm.String
criteria		Namespace1_Alias.criteria
totalCount		Edm.Int64

## Complex Types

criteria

Property Name	Description	Property Type
learnerID	This is the unique ID of a user in the Learning Management System (LMS). This is recognized within the LMS only. If you want an ID that is recognized throughout SAP SuccessFactors HCM suite, you want to get the Person GUID or Person External ID.	Edm.String
learnerIDOperator		Edm.String
personGUID	This is an internally generated, immutable identifier for one person across all of SAP SuccessFactors HCM suite. This is different from an LMS user ID (often called STUDENT ID). The student ID is used only within the Learning Management System (LMS). It is also different from the PERSON ID, which is used throughout SAP SuccessFactors HCM suite but is mutable. In most cases, you use the person ID when you want to call a single user throughout the suite.	Edm.String
personGUIDOperator		Edm.String
personExternalID	This is a mutable identifier for one person across all of SAP SuccessFactors HCM suite. This is different from an LMS user ID (often called STUDENT ID). The student ID is used only within the Learning Management System (LMS). It is also different from the PERSON GUID, which is used throughout SAP SuccessFactors HCM suite but is immutable. In most cases, you use the person ID when you want to call a single user throughout the suite.	Edm.String
personExternalIDOperator		Edm.String
lastName	The family name of a user.	Edm.String
lastNameOperator		Edm.String
firstName	The given name of a user.	Edm.String
firstNameOperator		Edm.String

Property Name	Description	Property Type
middleInit	The middle initial of a user.	Edm.String
middleInitOperator		Edm.String
isActive	If the value is true then the user is active. If the value is false, then the user is inactive.	Edm.Boolean
isActiveOperator		Edm.String
domainIDs	This is the security domain ID of the entity. You can associate a record with an access domain to control the administrators who can access the record. What an administrator can access and do for a record depends on how you configured the entity, function, and workflow domain restrictions of the role ID that is associated with the administrator.	Collection(Edm.String)
domainIDsOperator		Edm.String
organizationIDs	The unique ID of the organization that the entity belongs to. Organizations define a structure to your users, and users' organization controls how the system recognizes them. For example, you can reserve space for an organization in a course. Users belonging to the organization can occupy the reserved space.	Collection(Edm.String)
organizationIDsOperator		Edm.String
jobPositionIDs	The unique job CODE of the user. This can be confusing because it is sometimes returned with POSITION in the parameter name.	Collection(Edm.String)
jobPositionIDsOperator		Edm.String

## Actions

This \$metadata does **not** contain actions.

## 9.8.1.27 searchStudent/v1 Metadata

Use this call to find the data that you need to call student search.

### Metadata Call

#### Sample Code

```
GET /learning/odatav4/searchStudent/v1/$metadata
```

#### Headers

Header	Value
Authorization	Bearer oauth_token

### Containers

#### Entity Sets

Name	Description	Type
Students		Namespace1_Alias.Student

#### Action Import

Name	Description	Action
No Action Import	No Action Import	No Action Import

#### Navigation Property Bindings

Path	Target
No Navigation Property Binding	No Navigation Property Binding

## Entity Types

Student

Property Name	Description	Property Type
<code>studentID</code>	This is the unique ID of a user in the Learning Management System (LMS). This is recognized within the LMS only. If you want an ID that is recognized throughout SAP SuccessFactors HCM suite, you want to get the Person GUID or Person External ID.	<code>Edm.String</code>
<code>personGUID</code>	This is an internally generated, immutable identifier for one person across all of SAP SuccessFactors HCM suite. This is different from an LMS user ID (often called STUDENT ID). The student ID is used only within the Learning Management System (LMS). It is also different from the PERSON ID, which is used throughout SAP SuccessFactors HCM suite but is mutable. In most cases, you use the person ID when you want to call a single user throughout the suite.	<code>Edm.String</code>
<code>personExternalID</code>	This is a mutable identifier for one person across all of SAP SuccessFactors HCM suite. This is different from an LMS user ID (often called STUDENT ID). The student ID is used only within the Learning Management System (LMS). It is also different from the PERSON GUID, which is used throughout SAP SuccessFactors HCM suite but is immutable. In most cases, you use the person ID when you want to call a single user throughout the suite.	<code>Edm.String</code>
<code>empStatID</code>	You can associate employees with a status that identifies their standing in the company (for example, full-time, on leave, or suspended).	<code>Edm.String</code>

Property Name	Description	Property Type
empTypID	Users have an employee type, such as contractor, consultant, salaried, or part-time. You can use the employee type as an attribute to match users for an assignment profile or as search criteria when you execute a search (for example, you could run an Account Data report for users whose employee type is "full-time").	Edm.String
regularTempID	Companies use the regular temp ID to search and report on users in categories of their regular and temporary work. For example, a company might want to define several types of temporary workers.	Edm.String
fulltime	Is the user a full time employee?	Edm.String
jobLocID	The unique ID of the user's physical location.	Edm.String
jobPosID	The unique job CODE of the user. This can be confusing because it is sometimes returned with POSITION in the parameter name.	Edm.String
domainID	This is the security domain ID of the entity. You can associate a record with an access domain to control the administrators who can access the record. What an administrator can access and do for a record depends on how you configured the entity, function, and workflow domain restrictions of the role ID that is associated with the administrator.	Edm.String
orgID	The unique ID of the organization that the entity belongs to. Organizations define a structure to your users, and users' organization controls how the system recognizes them. For example, you can reserve space for an organization in a course. Users belonging to the organization can occupy the reserved space.	Edm.String
compID	This is the company ID of the entity.	Edm.String
lastName	The family name of a user.	Edm.String



Property Name	Description	Property Type
firstName	The given name of a user.  null (can't find the key in the label properties. Original key is First_Name, the passed in locale is null)	Edm.String
middleName	The middle initial of a user.	Edm.String
notActive	notActive can be (Y or N) or (Yes or No). The value N and the value No mean that the user is active. The value Y and the value Yes mean that the user is inactive.	Edm.String
addr	The street address of a user.	Edm.String
city	The city of the user.	Edm.String
state	The state or province of the user.	Edm.String
postal	The postal code of the user.	Edm.String
cntry	The country code of the user. Country codes are defined in the system.	Edm.String
superField	The user ID of the user's supervisor.	Edm.String
hireDate	The user's hire date. Hire date can be used to assign training. For example, a learning administrator might assign an onboarding program for all users hired after a given date.	Edm.Int64
termDate	The date that the user separated from the company. The termination date cannot be in the future and it cannot be before the hire date.	Edm.Int64
emailAddr	The user's email address.	Edm.String
hasAccess	Does the user have access to the Learning Management System (LMS)?	Edm.String
selfReg	Is the user self registered? Value can be Y for self registered or N for not self registered.	Edm.String
locked	Is the user locked out of the system?	Edm.String

Property Name	Description	Property Type
regionID	Users, instructors, and training facilities are associated with regions. The system uses regions to find training close to users. For example, courses taking place in a facility that is in the same region as the user. Companies can also use region to inform some reports.	Edm.String
roleID	This is the security role ID of the user.	Edm.String
profileStatus	The status column from pa_stud_tp table, indicating if the student is an active employee. EXPIRED	Edm.String
accountID	The financial account ID.	Edm.String
posNumID	The position number ID.	Edm.String
nativeDeeplinkUser	If set to N then the user receives deep links that work in an integrated SAP SuccessFactors HCM suite environment. If set to Y, then the user receives links that work in a native learning environment (SAP SuccessFactors Learning only).	Edm.String
criteria		Namespace1_Alias.criteria
totalCount		Edm.Int64

## Complex Types

criteria

Property Name	Description	Property Type
learnerID	This is the unique ID of a user in the Learning Management System (LMS). This is recognized within the LMS only. If you want an ID that is recognized throughout SAP SuccessFactors HCM suite, you want to get the Person GUID or Person External ID.	Edm.String
learnerIDOperator		Edm.String

Property Name	Description	Property Type
personGUID	This is an internally generated, immutable identifier for one person across all of SAP SuccessFactors HCM suite. This is different from an LMS user ID (often called STUDENT ID). The student ID is used only within the Learning Management System (LMS). It is also different from the PERSON ID, which is used throughout SAP SuccessFactors HCM suite but is mutable. In most cases, you use the person ID when you want to call a single user throughout the suite.	Edm.String
personGUIDOperator		Edm.String
personExternalID	This is a mutable identifier for one person across all of SAP SuccessFactors HCM suite. This is different from an LMS user ID (often called STUDENT ID). The student ID is used only within the Learning Management System (LMS). It is also different from the PERSON GUID, which is used throughout SAP SuccessFactors HCM suite but is immutable. In most cases, you use the person ID when you want to call a single user throughout the suite.	Edm.String
personExternalIDOperator		Edm.String
lastName	The family name of a user.	Edm.String
lastNameOperator		Edm.String
firstName	The given name of a user.	Edm.String
firstNameOperator		Edm.String
middleInit	The middle initial of a user.	Edm.String
middleInitOperator		Edm.String
isActive	If the value is true then the user is active. If the value is false, then the user is inactive.	Edm.Boolean
isActiveOperator		Edm.String

Property Name	Description	Property Type
domainIDs	This is the security domain ID of the entity. You can associate a record with an access domain to control the administrators who can access the record. What an administrator can access and do for a record depends on how you configured the entity, function, and workflow domain restrictions of the role ID that is associated with the administrator.	Collection(Edm.String)
domainIDsOperator		Edm.String
organizationIDs	The unique ID of the organization that the entity belongs to. Organizations define a structure to your users, and users' organization controls how the system recognizes them. For example, you can reserve space for an organization in a course. Users belonging to the organization can occupy the reserved space.	Collection(Edm.String)
organizationIDsOperator		Edm.String
jobPositionIDs	The unique job CODE of the user. This can be confusing because it is sometimes returned with POSITION in the parameter name.	Collection(Edm.String)
jobPositionIDsOperator		Edm.String

## Actions

This \$metadata does **not** contain actions.

## 9.8.1.28 user/v1 Metadata Call

We recommend that you use the most current user service to add and update users.

### Metadata Call

#### Sample Code

```
GET /learning/odatav4/user/v1/$metadata
```

#### Caution

We recommend that you add or update users centrally in the SAP SuccessFactors system of record and allow the data to flow into the LMS through standard means. When you update users through Learning, you update the user as a student, but not as a SAP SuccessFactors user - what you change is available only to the LMS, and it is possible that shared data is overwritten from the system of record.

#### Headers

Header	Value
Authorization	Bearer oauth_token
Content-Type	application/json;odata.metadata=minimal

### Containers

#### Entity Sets

Name	Description	Type
MergeUsers	This is a set of assignments that you want to make to users. Even when an entity is a collection (a wrapper for many entities), you must supply a primary key in both the GET URL and any body of the request (for example, in PUT or POST). This value is ignored in wrapper entities but it is required.	Namespace1_Alias.MergeUser

Name	Description	Type
Users	<p>This is a set of assignments that you want to make to users. Even when an entity is a collection (a wrapper for many entities), you must supply a primary key in both the GET URL and any body of the request (for example, in PUT or POST). This value is ignored in wrapper entities but it is required.</p>	Namespace1_Alias.User
UserInfos	<p>This is a set of assignments that you want to make to users. Even when an entity is a collection (a wrapper for many entities), you must supply a primary key in both the GET URL and any body of the request (for example, in PUT or POST). This value is ignored in wrapper entities but it is required.</p>	Namespace1_Alias.UserInfo
itemAssignments	<p>This is a set of assignments that you want to make to users. Even when an entity is a collection (a wrapper for many entities), you must supply a primary key in both the GET URL and any body of the request (for example, in PUT or POST). This value is ignored in wrapper entities but it is required.</p>	Namespace1_Alias.itemAssignment
UserCourses	<p>This is a set of assignments that you want to make to users. Even when an entity is a collection (a wrapper for many entities), you must supply a primary key in both the GET URL and any body of the request (for example, in PUT or POST). This value is ignored in wrapper entities but it is required.</p>	Namespace1_Alias.UserCourse
removeItemAssignments	<p>This is a set of assignments that you want to make to users. Even when an entity is a collection (a wrapper for many entities), you must supply a primary key in both the GET URL and any body of the request (for example, in PUT or POST). This value is ignored in wrapper entities but it is required.</p>	Namespace1_Alias.removeItemAssignment

Name	Description	Type
UserInformation	This is a set of assignments that you want to make to users. Even when an entity is a collection (a wrapper for many entities), you must supply a primary key in both the GET URL and any body of the request (for example, in PUT or POST). This value is ignored in wrapper entities but it is required.	Namespace1_Alias.UserInformation

learninghistorys	This is a set of assignments that you want to make to users. Even when an entity is a collection (a wrapper for many entities), you must supply a primary key in both the GET URL and any body of the request (for example, in PUT or POST). This value is ignored in wrapper entities but it is required.	Namespace1_Alias.learninghistory
------------------	--	----------------------------------

#### Action Import

Name	Description	Action
AI_mergeUser	This action import function replaces all the existing roles with the role IDs passed in the second parameter	Namespace1_Alias.mergeUser

#### Navigation Property Bindings

Path	Target
learningAssignment	itemAssignments
learninghistory	learninghistorys

## Entity Types

#### MergeUser

Property Name	Description	Property Type
fromPersonGUID	User to be deactivated in the merge	Edm.String
fromUserID	User to be deactivated in the merge	Edm.String
toPersonGUID	User to receive the Merge	Edm.String
toUserID	User to receive the Merge	Edm.String

Property Name	Description	Property Type
mergeSuccess	Boolean that says if the operation returned Success or Failure	Edm.Boolean
attributes	Student Information	Collection(Edm.String)
learnigAssignments	Learning Items that are assigned to the Student	Collection(Edm.String)
learningHistories	Learning Items that the Student finished	Collection(Edm.String)
competencies	Competencies of the Student	Collection(Edm.String)
assessments	Type of the Competencies Assessed to the Student	Collection(Edm.String)
registration	Enrollment in the Schedule Offering	Collection(Edm.String)
requests	Schedule Offering Requested	Collection(Edm.String)
orders	Purchase Orders of the Student	Collection(Edm.String)
messages		Collection(Namespace1_Alias.Messages)

#### User

Property Name	Description	Property Type
studentID	This is the unique ID of a user in the Learning Management System (LMS). This is recognized within the LMS only. If you want an ID that is recognized throughout SAP SuccessFactors HCM suite, you want to get the Person GUID or Person External ID.  User ID	Edm.String
firstName	The given name of a user.,  First Name	Edm.String
lastName	The family name of a user.,  Last Name	Edm.String
middleInitial	The middle initial of a user.,  MI	Edm.String



Property Name	Description	Property Type
gender	This is the gender of the user: M (male) or F (female). The users' gender controls, for example, how the user is addressed in notifications.,  Gender	Edm.String
notActive	notActive can be (Y or N) or (Yes or No). The value N and the value No mean that the user is active. The value Y and the value Yes mean that the user is inactive.	Edm.String
hasAccess	Does the user have access to the Learning Management System (LMS)?	Edm.String
employeeStatusID	You can associate employees with a status that identifies their standing in the company (for example, full-time, on leave, or suspended).,  Employee Status	Edm.String
employeeTypeID	Users have an employee type, such as contractor, consultant, salaried, or part-time. You can use the employee type as an attribute to match users for an assignment profile or as search criteria when you execute a search (for example, you could run an Account Data report for users whose employee type is "full-time").,  Employee Type	Edm.String
jobLocationID	The unique ID of the user's physical location.,  Job Location	Edm.String
jobPositionID	The unique job CODE of the user. This can be confusing because it is sometimes returned with POSITION in the parameter name.,  Job Code	Edm.String

Property Name	Description	Property Type
jobTitle	Think of a user's job title as the title on a business card. Regardless of technical name of the job position, users typically know their jobs by more casual or more specific name.,  Job Title	Edm.String
domainID	This is the security domain ID of the entity. You can associate a record with an access domain to control the administrators who can access the record. What an administrator can access and do for a record depends on how you configured the entity, function, and workflow domain restrictions of the role ID that is associated with the administrator.,  Domain	Edm.String
organizationID	The unique ID of the organization that the entity belongs to. Organizations define a structure to your users, and users' organization controls how the system recognizes them. For example, you can reserve space for an organization in a course. Users belonging to the organization can occupy the reserved space.,  Organization	Edm.String
roleID	This is the security role ID of the user.,  Role	Edm.String
address	The street address of a user.,  Address	Edm.String
city	The city of the user.,  City	Edm.String
state	The state or province of the user.,  State / Province	Edm.String
postal	The postal code of the user.,  Postal Code	Edm.String

Property Name	Description	Property Type
country	The country code of the user. Country codes are defined in the system.,  Country	Edm.String
regionID	Users, instructors, and training facilities are associated with regions. The system uses regions to find training close to users. For example, courses taking place in a facility that is in the same region as the user. Companies can also use region to inform some reports.,  Region	Edm.String
emailAddress	The user's email address.,  Email Address	Edm.String
hireDate	The user's hire date. Hire date can be used to assign training. For example, a learning administrator might assign an onboarding program for all users hired after a given date.,  Hire Date	Edm.Int64
dobDate	The user's date of birth.,  Date of Birth	Edm.Int64
terminationDate	The date that the user separated from the company. The termination date cannot be in the future and it cannot be before the hire date.,  Termination Date	Edm.Int64
supervisorID	The user ID of the user's supervisor.,  Primary Supervisor	Edm.String
resumeLocation	The URI to the users' resume. This field was used for legacy Plateau Talent, so we recommend that you ignore it.,  Resume Location	Edm.String
comments	This are the comments provided by the user in the comments field for each section.	Edm.String

Property Name	Description	Property Type
accountCode	The user's account code. If you do not use commerce features, you can ignore this parameter. The account code must exist in the system.	Edm.String
hasAccessToOrgFinancialAccount	If true, then this user has access to use the organization's financial accounts.	Edm.Boolean
timeZone	The user's time zone. Time zone is part of the user's overall locale (currency, time zone, and locale ID). You cannot pass time zone by itself, you must pass it and also pass locale and currency.	Edm.String
locale	The locale ID of the user. Locales are enumerated in References > Geography > Locales. The locale must exist in the system.	Edm.String
altSuperID1	The first alternate supervisor of the user.	Edm.String
altSuperID2	The second alternate supervisor of the user.	Edm.String
altSuperID3	The third alternate supervisor of the user.	Edm.String
shoppingAccountType	Shopping account is used by commerce features. If you do not use commerce, this does not apply to you. The shopping account type can be INTERNAL or EXTERNAL.	Edm.String
enableShoppingAccount	Shopping account is used by commerce features. If you do not use commerce, this does not apply to you. This is a flag to enable the shopping account. Values can be Y or N. If Y, then the shopping account is enabled for the user.	Edm.String

Property Name	Description	Property Type
positionNumberID	This is the unique ID of the user's job position. Job positions are enumerated in Users > Positions. The position must exist in the system. In most cases, each position is an instance of a job code and each position is occupied by one user. For example, if your company has ten civil engineers and all ten civil engineers share a job code, then you create ten positions, each associated with the one "civil engineer" job code. Positions are critical to workforce planning and succession planning because they describe how many positions exist for a job code and how many are open. Because they are hierarchical, positions show a career path.	Edm.String
includeInGovtReporting	This applies to customers using Training Planner. If you are not using Training Planner, you can ignore it. If set to Y, the user is included in Training Planner reports that must be submitted to government authorities (for example a 2483 report). If set to N, the user is not included in Training Planner reports. If null, the value defaults to N. If this value is N or null, the following fields are automatically nullified. If you pass a value for them, the system ignores it: legalEntityID, employeeClassID, hourlyRate, hourlyRateCurrency.	Edm.String
legalEntityID	This is the legal entity ID used for Training Planner reporting. If provided legal entity ID does not exist the system creates it. Legal entity IDs are enumerated in References > Learning > 2483 Legal Entity.,  Reporting Legal Entity	Edm.String
employeeClassID	This is the employee class ID used for Training Planner reporting. The employee class ID must exist in the system. Employee class IDs are enumerated in References > Users > 2483 Employee Class.,  Employee Class	Edm.String

Property Name	Description	Property Type
hourlyRate	The hourly rate of the user for Training Planner reporting., Hourly Rate	Edm.Double
hourlyRateCurrency	The currency for the hourly rate of the user for Training Planner reporting. The currency must exist in the system., Hourly Rate Currency	Edm.String
regularTempID	Companies use the regular temp ID to search and report on users in categories of their regular and temporary work. For example, a company might want to define several types of temporary workers. The values are enumerated in References > Users > Regular Temp. The value must exist in the system., Regular/Temp	Edm.String
fulltime	If set to Y, then the user is full time. If set to N, then the user is not full time. Defaults to Y., Is Full-Time	Edm.String
nativeDeeplinkUser	null	Edm.String
studentPhones	This is a list of users' phone numbers. For example, this list could contain work, home, and mobile numbers. , Phone Numbers	Collection(Namespace1_Alias.StudentPhones)
customColumn	A custom column is a custom pick list (or a custom enumerated list). It is unique to SAP SuccessFactors Learning. You cannot use them in other areas of the suite. To understand how they are used, consider a customer that needs to supply safety equipment for training. They might want to know a person's general clothing size, shoe size, and so on. SAP SuccessFactors Learning does not have a placeholder to store such information, so the customer could create a CLOTHING SIZE and SHOE SIZE custom column., Additional User Information	Collection(Namespace1_Alias.CustomColumn)

Property Name	Description	Property Type
assignProfileID	The assignment profile ID of the user., Assignment Profile	Edm.String
currencyID	The unique ID of the user's currency. The currency must exist in the system., Currency	Edm.String
removeAltSuperID1	If you send a user ID in this field, and if the user ID is an alternate supervisor of this user, the alternate supervisor is removed.	Edm.String
removeAltSuperID2	If you send a user ID in this field, and if the user ID is an alternate supervisor of this user, the alternate supervisor is removed.	Edm.String
removeAltSuperID3	If you send a user ID in this field, and if the user ID is an alternate supervisor of this user, the alternate supervisor is removed.	Edm.String
personGUID	This is an internally generated, immutable identifier for one person across all of SAP SuccessFactors HCM suite. This is different from an LMS user ID (often called STUDENT ID). The student ID is used only within the Learning Management System (LMS). It is also different from the PERSON ID, which is used throughout SAP SuccessFactors HCM suite but is mutable. In most cases, you use the person ID when you want to call a single user throughout the suite.	Edm.String

Property Name	Description	Property Type
personExternalID	This is a mutable identifier for one person across all of SAP SuccessFactors HCM suite. This is different from an LMS user ID (often called STUDENT ID). The student ID is used only within the Learning Management System (LMS). It is also different from the PERSON GUID, which is used throughout SAP SuccessFactors HCM suite but is immutable. In most cases, you use the person ID when you want to call a single user throughout the suite.  External ID	Edm.String
gamificationStudentID	The user ID as it applies to the gamification server.  Gamification User ID	Edm.String
createReferences	If true, then the API will have the ability to create user records with referenced entities that may not already exist in the LMS.	Edm.Boolean
genderDescription	Gender	Edm.String
hireDateTimeOffset	Hire Date	Edm.DateTimeOffset
terminationDateTimeOffset	Termination Date	Edm.DateTimeOffset
dobDateTimeOffset	Date of Birth	Edm.DateTimeOffset
disabilityClassificationDescription	Disability Classification	Edm.String
adjustedHourlyRate	Adjusted Hourly Rate	Edm.Double
adjustedHourlyRateCurrency	Adjusted Hourly Rate Currency	Edm.String
adjustedHourlyRateDisplay	Adjusted Hourly Rate	Edm.String
hourlyRateDisplay	Hourly Rate	Edm.String
jobPositionDescription	Job Code	Edm.String
jobGradeDescription	Job Grade	Edm.String
jobLocationDescription	Job Location	Edm.String
employmentTypeDescription	Employee Type	Edm.String



Property Name	Description	Property Type
employmentStatusDescription	Employee Status	Edm.String
regularTempDescription	Regular/Temp	Edm.String
fulltimeDescription	Is Full-Time	Edm.String
supervisorName	Supervisor	Edm.String
regionDescription	Region	Edm.String
organizationDescription	Organization	Edm.String
billingName	Billing Name	Edm.String
billingContactName	Billing Contact Name	Edm.String
billingAddress	Billing Address	Edm.String
billingAddress1	Billing Address Line 1	Edm.String
billingCity	Billing City	Edm.String
billingState	Billing State	Edm.String
billingPostal	Billing Postal	Edm.String
billingCountry	Billing Country	Edm.String
billingPhoneNumber	Billing Phone Number	Edm.String
billingFaxNumber	Billing Fax Number	Edm.String
billingEmailAddress	Billing Email Address	Edm.String
shippingName	Shipping Name	Edm.String
shippingContactName	Shipping Contact Name	Edm.String
shippingAddress	Shipping Address	Edm.String
shippingAddress1	Shipping Address Line 1	Edm.String
shippingCity	Shipping City	Edm.String
shippingState	State / Province	Edm.String
shippingPostal	Shipping Postal	Edm.String
shippingCountry	Shipping Country	Edm.String
shippingPhoneNumber	Shipping Phone Number	Edm.String

Property Name	Description	Property Type
shippingFaxNumber	Shipping Fax Number	Edm.String
shippingEmailAddress	Shipping Email Address	Edm.String
reportingLegalEntityDescription	Reporting Legal Entity	Edm.String
employeeClassDescription	Employee Class	Edm.String
userEmployments	This has User Employment Information, Employment Information	Collection(Namespace1_Alias.UserEmployments)
adminInformation	This has Admin Information, Admin Information	Namespace1_Alias.AdminInformation
instructorInformation	This has Instructor Information, Instructor Information	Namespace1_Alias.InstructorInformation
siteID	Site ID	Edm.String
validationWarningMsgs	null (can't find the key in the label properties. Original key is label.validationWarningMsgs, the passed in locale is null)	Collection(Edm.String)
totalCount		Edm.Int64

#### UserInfo

Property Name	Description	Property Type
primaryKey	Even when an entity is a collection (a wrapper for many entities), you must supply a primary key in both the GET URL and any body of the request (for example, in PUT or POST). This value is ignored in wrapper entities but it is required.	Edm.String
userInfo		Collection(Namespace1_Alias.UserInfo)

itemAssignment

Property Name	Description	Property Type
componentTypeID	Item type IDs are a critical categorization in because they determine how users are marked complete for a learning item. One item type can have completion statuses of pass and fail while another might have completion statuses of pass, fail and incomplete.,  Type	Edm.String
componentID	This is the unique ID of a learning item.,  ID	Edm.String
revisionDate	This is the revision date of this entity. Learning items often have revision dates that correspond to a regulator's revision of compliance measures. Each later revision date is a later iteration of a learning item. The revision date is in Unix Epoch time.,  Revision Date	Edm.Int64
studentID	This is the unique ID of a user in the Learning Management System (LMS). This is recognized within the LMS only. If you want an ID that is recognized throughout SAP SuccessFactors HCM suite, you want to get the Person GUID or Person External ID.,  User ID	Edm.String
personGUID	null	Edm.String
title	null,  Title	Edm.String
recordType	null,  Record Type	Edm.String
assignmentTypeDesc	Assignment Type	Edm.String
componentTypeDescription	Type	Edm.String
revisionDateTimeOffset	Revision Date	Edm.DateTimeOffset
recordID	ID	Edm.String

UserCourse

Property Name	Description	Property Type
primaryKey	Even when an entity is a collection (a wrapper for many entities), you must supply a primary key in both the GET URL and any body of the request (for example, in PUT or POST). This value is ignored in wrapper entities but it is required.	Edm.String
userCourse	This is one learning assignment made to one Learning Management System (LMS) user.	Collection(Namespace1_Alias.UserCourse)

removeItemAssignment

Property Name	Description	Property Type
componentTypeID	Item type IDs are a critical categorization in because they determine how users are marked complete for a learning item. One item type can have completion statuses of pass and fail while another might have completion statuses of pass, fail and incomplete.	Edm.String
componentID	This is the unique ID of a learning item.	Edm.String
revisionDate	This is the revision date of this entity. Learning items often have revision dates that correspond to a regulator's revision of compliance measures. Each later revision date is a later iteration of a learning item. The revision date is in Unix Epoch time.	Edm.Int64
studentID	This is the unique ID of a user in the Learning Management System (LMS). This is recognized within the LMS only. If you want an ID that is recognized throughout SAP SuccessFactors HCM suite, you want to get the Person GUID or Person External ID.	Edm.String
personGUID	null	Edm.String

learninghistory

Property Name	Description	Property Type
componentTypeID	<p>Item type IDs are a critical categorization in because they determine how users are marked complete for a learning item. One item type can have completion statuses of pass and fail while another might have completion statuses of pass, fail and incomplete.,</p> <p>Type</p>	Edm.String
componentID	<p>This is the unique ID of a learning item.,</p> <p>ID</p>	Edm.String
revisionDate	<p>This is the revision date of this entity. Learning items often have revision dates that correspond to a regulator's revision of compliance measures. Each later revision date is a later iteration of a learning item. The revision date is in Unix Epoch time.,</p> <p>Revision Date</p>	Edm.Int64
title	<p>This is the title of the learning item in the language of the current user (the user calling the web service). Titles can be translated using a key/value pair, where the key uniquely identifies a particular learning item's title and the values are each language's translation of the title. If you need the key that matches this value, and if the web service supports it, look in TitleLabelKey.,</p> <p>Title</p>	Edm.String
revisionNumber	<p>This is the revision number of this entity. Each revision date has a revision number. Users sometimes know the revision number of training instead of the revision date. For example, they might know that they want revision 2 of a training, regardless of the date that it was revised.</p>	Edm.String
completionStatusID	<p>This is the task checklist completion status ID. It is the completion status that the user is assigned if they pass the task checklist.</p>	Edm.String

Property Name	Description	Property Type
provideCredit	If this value is true, then the course provided credit to the user. Your organization defines what credit means.	Edm.Boolean
studentComponentID	This string is used to identify the content assigned to a user and is used to generate the review content link for the completed learning item in the users' learning history.	Edm.Int64
instructorName	This is the name of the instructor who taught the course.	Edm.String
grade	This is the grade that the user earned for completing the course. Grades are defined by your company. They can be numeric (1-10) or codes (Like A-F or Pass/Fail/Incomplete).  Grade	Edm.String
totalHours	This is the total hours that a user earns for completing a course.,  Total Hours	Edm.Double
creditHours	Credit hours are the number of hours that a user earns for completing a learning event. For example, in many U.S. colleges, students attend a single class for 15 weeks, 3 days each week, and 1 hour each day. In this case, the total hours equals 45; however, the college grants 3 CREDIT HOURS for this class.,The hours can be inherited from the learning event (the course) or they can be specified when a user, supervisor, or administrator records completion with the Record Learning wizard.,  Credit Hours	Edm.Double

Property Name	Description	Property Type
contactHours	<p>Contact hours are the total number of hours that you expect a user to have contact with an instructor. For example, if you set up a blended learning item that has 8 total hours and, for 6 of those hours, you expect the user to be in an instructor-led segment, then the contact hours equals 6. The hours can be inherited from the learning event (the course) or they can be specified when a user, supervisor, or administrator records completion with the Record Learning wizard.</p> <p>Contact Hours</p>	Edm.Double
cpeHours	<p>CPE is an abbreviation for "Continuing Professional Education" and refers to learning activities that users perform to maintain and expand the skills that their profession demands. Therefore, CPE hours are very much like credit hours, but the accumulation of CPE hours often leads to a professional certification. The hours can be inherited from the learning event (the course) or they can be specified when a user, supervisor, or administrator records completion with the Record Learning wizard.</p> <p>CPE Hours</p>	Edm.Double
comments	<p>This is comments about the learning event.</p> <p>Comments</p>	Edm.String
esigUsername	<p>This is the e-signature user name entered by the user recording the learning event. E-signatures are a way for validated customers to verify users' identities. If you are not a validated customer, then this does not apply to you.</p>	Edm.String
lastUpdateTimestamp	<p>This is the last time that the history record was updated. This is in Unix Epoch time.</p>	Edm.Int64

Property Name	Description	Property Type
esigMeaningCode	This is the e-signature meaning code entered by the user recording the learning event. E-signatures are a way for validated customers to verify users' identities. If you are not a validated customer, then this does not apply to you.	Edm.String
scheduleID	This is the unique ID of the scheduled offering that the user completed. A scheduled offering is a course that took place at one place and time. For example, you can have one course called Business Writing that is offered every month. Each month is a different instance of Business Writing, and therefore a different scheduled offering of the course.,  Scheduled Offering ID	Edm.Int64
componentKey	This is the unique key for the item. It is used in some parts of application such as bookmarking where we need to save multiple entities' primary keys. It must be a long number.	Edm.String
reviewContentAllowed	If the value of this is true, then the user can go back and review the content of the course.	Edm.Boolean
rating	This is the users' rating of the course from the course catalog.	Edm.Double
seqNum	This is a unique ID for each student item rating. You cannot use it.	Edm.String
enableRating	If you enable rating for a learning item, then this is true. If it is true, then when user complete the learning item, they can rate it. This rating is the stars rating that appears in the catalog to other users. If you were building a client that allows ratings, you would check this for a true value before allowing a user to rate completed learning items.	Edm.Boolean
formattedRevisionDate	This is the revision date formatted to the current users' preferences. Use it to display the format date.	Edm.String



Property Name	Description	Property Type
completionDate	This is the completion date in Unix Epoch time. A completion date is the date that the user completed the learning item.,  Completion Date	Edm.Int64
status	This is the task checklist completion status ID. It is the completion status that the user is assigned if they pass the task checklist.,For external events, this value is null.	Edm.String
ratingDate	This is the date that the user rated the learning item, in Unix Epoch time. If the user has not yet rated the learning item or if the user is not allowed to rate the learning item (enableRating is false) then this is null.	Edm.Int64
ratingPending	If the value of this is true, then the user has not rated the learning item.	Edm.Boolean
lastCompletionDate	This is the last date that the user completed the learning item. It is stored in the user rating table.	Edm.Int64
certificateLink	This is a link to the certificate of completion report. User can click this link to see their certificate of completion and print it. This user must have permission to print the certificate of completion. Most customers give their users permission to print certificates of completion.	Edm.String
onlineContentLink	This is a link to the online content so that users can review the content if they are allowed to review it.	Edm.String
criteria	A learning history is the list of completed learning by a user.	Namespace1_Alias.criteria
completionStatusDesc	Completion Status	Edm.String
revisionDateTimeOffset	Revision Date	Edm.DateTimeOffset
completionDateTimeOffset	Completion Date	Edm.DateTimeOffset

Property Name	Description	Property Type
userLearningHistoryContentObjects	This has Content Object Information, Content Object(s)	Collection(Namespace1_Alias .UserLearningHistoryContent Objects)
userCompetencyAssessments	This has Competency Assessment Information, Competency Assessment Data	Collection(Namespace1_Alias .userCompetencyAssessments)
recordID	ID	Edm.String

## Complex Types

### Messages

Property Name	Description	Property Type
code	Code received from the merge	Edm.String
message	Message of the code received	Edm.String

### UserInfo

Property Name	Description	Property Type
studentID	This is the unique ID of a user in the Learning Management System (LMS). This is recognized within the LMS only. If you want an ID that is recognized throughout SAP SuccessFactors HCM suite, you want to get the Person GUID or Person External ID.	Edm.String
personIdExternal	null	Edm.String
personGUID	null	Edm.String
alternateSupervisorIds	An alternate Learning supervisor is someone other than the supervisor who can assign learning or manage learning for the user.	Collection(Edm.String)
errorMessage	This contains any error messages.	Edm.String

#### StudentPhones

Property Name	Description	Property Type
phoneNumber	A telephone number., Telephone Number	Edm.String
phoneDescription	A description of a phone number., Template Description	Edm.String
phoneDisplay		Edm.String
__hashCodeCalc		Edm.Boolean

#### CustomColumn

Property Name	Description	Property Type
iD	Deprecated -- the field represents an internal value which should not be exposed. Please stop using this field. It will be removed from the public API.	Edm.String
value	The value of the custom column. A custom column is an enumerated list that is custom to this customer.	Edm.String
columnNumber	Column number of the custom column. A custom column is an enumerated list that is custom to this customer., Column Number	Edm.Int64
columnColumnName	null	Edm.String
customColumnDisplayValue	null, Additional Information	Edm.String
__hashCodeCalc		Edm.Boolean

#### UserCourse

Property Name	Description	Property Type
componentTypeID	Item type IDs are a critical categorization in because they determine how users are marked complete for a learning item. One item type can have completion statuses of pass and fail while another might have completion statuses of pass, fail and incomplete.	Edm.String
componentID	This is the unique ID of a learning item.	Edm.String

Property Name	Description	Property Type
revisionDate	This is the revision date of this entity. Learning items often have revision dates that correspond to a regulator's revision of compliance measures. Each later revision date is a later iteration of a learning item. The revision date is in Unix Epoch time.	Edm.Int64
studentID	This is the unique ID of a user in the Learning Management System (LMS). This is recognized within the LMS only. If you want an ID that is recognized throughout SAP SuccessFactors HCM suite, you want to get the Person GUID or Person External ID.	Edm.String
personGUID	This is an internally generated, immutable identifier for one person across all of SAP SuccessFactors HCM suite. This is different from an LMS user ID (often called STUDENT ID). The student ID is used only within the Learning Management System (LMS). It is also different from the PERSON ID, which is used throughout SAP SuccessFactors HCM suite but is mutable. In most cases, you use the person ID when you want to call a single user throughout the suite.	Edm.String
assignmentType	This is the assignment type of the entity, which is enumerated in SAP SuccessFactors Learning Administration, in the References section, in the Learning group.	Edm.String
assignmentDate	This is the assignment date of the curriculum.	Edm.Int64
requiredDate	The date that this is required to be complete. Users see this date as their deadline in their assignments.	Edm.Int64
errorMessage	This contains error messages.	Edm.String

UserEmployments

Property Name	Description	Property Type
supervisorName	null, Supervisor	Edm.String
organizationDescription	null, Organization	Edm.String
jobCodeDescription	null, Job Code	Edm.String
jobTitle	null, Job Title	Edm.String
jobLocationDescription	null, Job Location	Edm.String
regionDescription	null, Region	Edm.String
employmentTypeDescription	null, Employee Type	Edm.String
employmentStatusDescription	null, Employee Status	Edm.String
regularTempDescription	null, Regular/Temp	Edm.String
isFullTime	If set to true, then the user is full time. If set to false, then the user is not full time., Is Full-Time	Edm.Boolean

UserLearningHistoryContentObjects

Property Name	Description	Property Type
name	Name	Edm.String
score	Score	Edm.String

AdminInformation

Property Name	Description	Property Type
name	Name	Edm.String

Property Name	Description	Property Type
emailAddress	Email Address	Edm.String
emailReplyAddress	Reply To Address	Edm.String
emailNickname	Email Nick Name	Edm.String

#### InstructorInformation

Property Name	Description	Property Type
name	Name	Edm.String
emailAddress	Email Address	Edm.String
biography	Biography	Edm.String
organization	Organization	Edm.String
company	Company	Edm.String
shippingAddress	Shipping Address	Edm.String
shippingCity	Shipping City	Edm.String
shippingPostal	Shipping Postal	Edm.String
shippingState	Shipping State	Edm.String
shippingCountry	Shipping Country	Edm.String
shippingPhoneNumber	Shipping Phone Number	Edm.String
shippingFaxNumber	Shipping Fax Number	Edm.String
shippingEmailAddress	Shipping Email Address	Edm.String
instructorCustomColumns	This has Instructor Custom Column Information, Additional Instructor Information	Collection(Namespace1_Alias.instructorCustomColumns)

#### criteria

Property Name	Description	Property Type
maxNumberToRetrieve	This is the maximum number of recors to retrieve in the call.	Edm.Int32

Property Name	Description	Property Type
itemID	This is the unique ID of a learning item. A learning item is a unit of learning that you can track in the Learning Management System (LMS). You can think of this as a university course catalog: each course, like Introduction to Wave Physics is a learning item. Those learning items can be tracked to see who has completed Introduction to Wave Physics. And Introduction to Wave Physics can be offered at multiple times to fit different student schedules. Each of those instances is a scheduled offering. In most cases, a learning item is a course, either online or in a classroom, but you can also use learning items to track books that employees are required to read or Standard Operating Procedures (SOPs) that they are required to sign-off on and understand.	Edm.String
itemType	Item type IDs are a critical categorization in because they determine how users are marked complete for a learning item. One item type can have completion statuses of pass and fail while another might have completion statuses of pass, fail and incomplete.	Edm.String
targetUserID	This is the user whose learning history you want to retrieve.	Edm.String
personGUID	null	Edm.String
fromDate	The start date of the range that you want to retrieve learning history. This is in Unix Epoch time.	Edm.Int64
toDate	The end date of the range that you want to retrieve learning history. This is in Unix Epoch time.	Edm.Int64

Property Name	Description	Property Type
itemRevisionDate	This is the revision date of this entity. Learning items often have revision dates that correspond to a regulator's revision of compliance measures. Each later revision date is a later iteration of a learning item. The revision date is in Unix Epoch time.	Edm.Int64

includeDeepLink	If this value is true, then the search returns a deep link to the entities it returns.	Edm.Boolean
-----------------	--	-------------

#### instructorCustomColumns

Property Name	Description	Property Type
columnNumber	null	Edm.Int64
columnValue	null	Edm.String
columnColumnName	null	Edm.String
customColumnDisplayValue	null, Additional Information	Edm.String

#### userSearchCriteria

Property Name	Description	Property Type
studentID		Edm.String
personGUID		Edm.String
startIndex		Edm.Int64
endIndex		Edm.Int64
pageSize		Edm.Int64

#### userCompetencyAssessments

Property Name	Description	Property Type
competencyID	Cpty ID	Edm.String
competencyDescription	Competency Description	Edm.String
masteryLevel	Mastery Level	Edm.Double
competencyAssessmentDateTimeOffset	Assessment Date	Edm.DateTimeOffset



AlternateSupervisor

Property Name	Description	Property Type
name	Name	Edm.String

## Action: mergeUser

### ⚠ Caution

If you want to merge two users, please use the action import AI\_mergeUser

This action import function replaces all the existing roles with the role IDs passed in the second parameter

For the action mergeUser, IsBound is false

Return Type: Namespace1\_Alias.MergeUser

Parameters of mergeUser

Parameter Name	Description	Parameter Type
fromUserID	This is the User ID that will be deactivate and have its content merged.	Edm.String
toUserID	This is the User ID that will receive the data from the other User	Edm.String
fromPersonGUID	This is the User ID that will be deactivate and have its content merged.	Edm.String
toPersonGUID	This is the User ID that will receive the data from the other User	Edm.String

## 9.8.1.29 curriculum/v1 Metadata

Call for the curriculum status search metadata to see the search parameters for the service.

### Metadata Call

#### 🔗 Sample Code

```
GET /learning/odatav4/curriculum/v1/$metadata
```

## Headers

Header	Value
Authorization	Bearer oauth_token

## Containers

### Entity Sets

Name	Description	Type
CurriculumStatuses		Namespace1_Alias.CurriculumStatus
CurriculumItemStatuses		Namespace1_Alias.CurriculumItemStatus

### Action Import

Name	Description	Action
No Action Import	No Action Import	No Action Import

### Navigation Property Bindings

Path	Target
No Navigation Property Binding	No Navigation Property Binding

## Entity Types

### CurriculumStatus

Property Name	Description	Property Type
curriculumStatus	null	Edm.String
expirationDate	This is the expiration date of the curriculum.	Edm.Int64
nextActionDate	This is the next date that the user must take action to complete a learning item associated with the curriculum.	Edm.Int64
remainingDays	This is the number of days remaining on the curriculum for the user.	Edm.Int32
csCriteria		Namespace1_Alias.csCriteria

## CurriculumItemStatus

Property Name	Description	Property Type
curriculaID	The Unique ID of a curriculum in the system.	Edm.String
curriculaDesc	The plain text description of the curriculum that the system returns.	Edm.String
htmlCurriculaDesc	The HTML description of the curriculum that the system returns.	Edm.String
rootCurriculaID	This is the unique ID of the curriculum at the root of the curriculum structure. Curricula can be subcurricula and have parent curricula. This is the ID of the curriculum at the top of the hierarchy.	Edm.String
itemTypeID	Item type IDs are a critical categorization in because they determine how users are marked complete for a learning item. One item type can have completion statuses of pass and fail while another might have completion statuses of pass, fail and incomplete.	Edm.String
itemID	This is the unique ID of a learning item.	Edm.String
revDate	This is the revision date of this entity. Learning items often have revision dates that correspond to a regulator's revision of compliance measures. Each later revision date is a later iteration of a learning item. The revision date is in Unix Epoch time.	Edm.Int64
itemTitle	This is the title of the learning item in the language of the current user (the user calling the web service). Titles can be translated using a key/value pair, where the key uniquely identifies a particular learning item's title and the values are each language's translation of the title. If you need the key that matches this value, and if the web service supports it, look in TitleLabelKey.	Edm.String

Property Name	Description	Property Type
assignmentType	This is the assignment type of the entity, which is enumerated in SAP SuccessFactors Learning Administration, in the References section, in the Learning group.	Edm.String
displayOrder	This is the order that users progress through the learning items within a curriculum.	Edm.Int64
completionDate	A completion date is the date that the user completed the course. When you return it through a web service, it is in Unix Epoch format.	Edm.Int64
completionStatus	Completion status is a central element of SAP SuccessFactors Learning. It determines whether your users receive credit for their courses. For example, when learning administrators record learning for an employee, they can record a completion status of pass or fail.	Edm.String
requiredDate	The date that this is required to be complete. Users see this date as their deadline in their assignments.	Edm.Int64
expiryDate	This is the date that the learning item expires within the curriculum.	Edm.Int64
failureCompletionStatusId	This is the failure status ID that a user was given for the learning item. This applies if the user was given a failure status.	Edm.String
failureDate	This is the date that a user was given a failure status for the learning item. This applies if the user was given a failure status.	Edm.Int64
requirementID	This is the unique ID of the requirement that the learning item fulfills within the curriculum.	Edm.String
requirementTypeID	This is the description of a requirement type.	Edm.String
requirementDesc	This is a description of the requirement. This helps you understand the requirement.	Edm.String

Property Name	Description	Property Type
requirementSequenceNumber	This is the order of the requirement for the learning item within the curriculum. Requirements are ordered.	Edm.Int64
nextAction	The next date that the user must take action on this item.	Edm.String
assignedDate	This is the assignment date of the curriculum.	Edm.Int64
curriculumRequirementItem		Collection(Namespace1_Alias.CurriculumRequirementItem)
numberOfHours	This is a number of hours of the type in hourTypeID. This is the number of hours required to meet a requirement of the curriculum.	Edm.Double
numberOfComponents	This is a number of learning items in a requirement for the curriculum. Sometimes users must complete - for example - five learning items in a curriculum to meet a requirement.	Edm.Int64
completedNumberOfHours	This is a number of hours of the type in hourTypeID. This is the number of hours that the user has completed to meet a requirement.	Edm.Double
completedNumberOfComponents	This is a number of learning items in a requirement that users have completed. Sometimes users must complete - for example - five learning items in the curriculum to meet a requirement. They might have completed three of those five learning items. In this case, the value is 3.	Edm.Double
globalDisplayOrder	This is the order that entries for the curriculum will be displayed. Learning administrators create this order.	Edm.String

Property Name	Description	Property Type
hourTypeID	<p>This is the hour type that is a unit for numberOfHours and completedNumberOfHours. The hours can be inherited from the learning event (the course) or they can be specified when a user, supervisor, or administrator records completion with the Record Learning wizard. Contact hours are the total number of hours that you expect a user to have contact with an instructor. For example, if you set up a blended learning item that has 8 total hours and, for 6 of those hours, you expect the user to be in an instructor-led segment, then the contact hours equals 6. CPE is an abbreviation for "Continuing Professional Education" and refers to learning activities that users perform to maintain and expand the skills that their profession demands. Therefore, CPE hours are very much like credit hours, but the accumulation of CPE hours often leads to a professional certification. Credit hours are the number of hours that a user earns for completing a learning event. For example, in many U.S. colleges, students attend a single class for 15 weeks, 3 days each week, and 1 hour each day. In this case, the total hours equals 45; however, the college grants 3 CREDIT HOURS for this class.</p>	Edm.String
cisCriteria		Namespace1_Alias.cisCriteria

## Complex Types

csCriteria

Property Name	Description	Property Type
targetUserID	This is the unique ID of a user in the Learning Management System (LMS). This is recognized within the LMS only. If you want an ID that is recognized throughout SAP SuccessFactors Learning, you want to get the Person GUID or Person External ID.	Edm.String
curriculumID	The Unique ID of a curriculum in the system.	Edm.String
personGUID	This is an internally generated, immutable identifier for one person across all of SAP SuccessFactors HCM suite. This is different from an LMS user ID (often called STUDENT ID). The student ID is used only within the Learning Management System (LMS). It is also different from the PERSON ID, which is used throughout SAP SuccessFactors HCM suite but is mutable. In most cases, you use the person ID when you want to call a single user throughout the suite.	Edm.String

cisCriteria

Property Name	Description	Property Type
targetUserID	This is the unique ID of a user in the Learning Management System (LMS). This is recognized within the LMS only. If you want an ID that is recognized throughout SAP SuccessFactors HCM suite, you want to get the Person GUID or Person External ID.	Edm.String
curriculumID	The Unique ID of a curriculum in the system.	Edm.String
rootCurriculumID	This is the unique ID of the curriculum at the root of the curriculum structure. Curricula can be subcurricula and have parent curricula. This is the ID of the curriculum at the top of the hierarchy.	Edm.String

Property Name	Description	Property Type
personGUID	This is an internally generated, immutable identifier for one person across all of SAP SuccessFactors HCM suite. This is different from an LMS user ID (often called STUDENT ID). The student ID is used only within the Learning Management System (LMS). It is also different from the PERSON ID, which is used throughout SAP SuccessFactors HCM suite but is mutable. In most cases, you use the person ID when you want to call a single user throughout the suite.	Edm.String

#### CurriculumRequirementItem

Property Name	Description	Property Type
itemTypeID	Item type IDs are a critical categorization in because they determine how users are marked complete for a learning item. One item type can have completion statuses of pass and fail while another might have completion statuses of pass, fail and incomplete.	Edm.String
itemID	This is the unique ID of a learning item.	Edm.String
revDte	This is the revision date of this entity. Learning items often have revision dates that correspond to a regulator's revision of compliance measures. Each later revision date is a later iteration of a learning item. The revision date is in Unix Epoch time.	Edm.Int64
itemTitle	This is the title of the learning item in the language of the current user (the user calling the web service). Titles can be translated using a key/value pair, where the key uniquely identifies a particular learning item's title and the values are each language's translation of the title. If you need the key that matches this value, and if the web service supports it, look in TitleLabelKey.	Edm.String



Property Name	Description	Property Type
completionDate	A completion date is the date that the user completed the course. When you return it through a web service, it is in Unix Epoch format.	Edm.Int64
completionStatus	Completion status is a central element of SAP SuccessFactors Learning. It determines whether your users receive credit for their courses. For example, when learning administrators record learning for an employee, they can record a completion status of pass or fail.	Edm.String
completedHours	This is the amount of hours completed for the curriculum requirement.	Edm.Double
displayOrder	This is the order that users progress through the learning items within a curriculum.	Edm.Int64
globalDisplayOrder	The order that this learning object is displayed in, globally, in the curriculum.	Edm.String

## Actions

This \$metadata does **not** contain actions.

## Related Information

[Use remainingDays to Look for Overdue Curricula \[page 2253\]](#)

## 9.8.1.30 user/curriculum/v1 Metadata

Call for the curriculum status search metadata to see the search parameters for the service.

### Metadata Call

#### Sample Code

```
GET /learning/odatav4/public/user/curriculum/v1/$metadata
```

#### Headers

Header	Value
Authorization	Bearer oauth_token

### Containers

#### Entity Sets

Name	Description	Type
CurriculumStatuses		Namespace1_Alias.Curriculum Status
CurriculumItemStatuses		Namespace1_Alias.Curriculum ItemStatus

#### Action Import

Name	Description	Action
No Action Import	No Action Import	No Action Import

#### Navigation Property Bindings

Path	Target
No Navigation Property Binding	No Navigation Property Binding

## Entity Types

### CurriculumStatus

Property Name	Description	Property Type
curriculumStatus	null	Edm.String
expirationDate	This is the expiration date of the curriculum.	Edm.Int64
nextActionDate	This is the next date that the user must take action to complete a learning item associated with the curriculum.	Edm.Int64
remainingDays	This is the number of days remaining on the curriculum for the user.	Edm.Int32
csCriteria		Namespace1_Alias.csCriteria

### CurriculumItemStatus

Property Name	Description	Property Type
curriculaID	The Unique ID of a curriculum in the system.	Edm.String
curriculaDesc	The plain text description of the curriculum that the system returns.	Edm.String
htmlCurriculaDesc	The HTML description of the curriculum that the system returns.	Edm.String
rootCurriculaID	This is the unique ID of the curriculum at the root of the curriculum structure. Curricula can be subcurricula and have parent curricula. This is the ID of the curriculum at the top of the hierarchy.	Edm.String
itemTypeID	Item type IDs are a critical categorization in because they determine how users are marked complete for a learning item. One item type can have completion statuses of pass and fail while another might have completion statuses of pass, fail and incomplete.	Edm.String
itemID	This is the unique ID of a learning item.	Edm.String

Property Name	Description	Property Type
revDate	This is the revision date of this entity. Learning items often have revision dates that correspond to a regulator's revision of compliance measures. Each later revision date is a later iteration of a learning item. The revision date is in Unix Epoch time.	Edm.Int64
itemTitle	This is the title of the learning item in the language of the current user (the user calling the web service). Titles can be translated using a key/value pair, where the key uniquely identifies a particular learning item's title and the values are each language's translation of the title. If you need the key that matches this value, and if the web service supports it, look in TitleLabelKey.	Edm.String
assignmentType	This is the assignment type of the entity, which is enumerated in SAP SuccessFactors Learning Administration, in the References section, in the Learning group.	Edm.String
displayOrder	This is the order that users progress through the learning items within a curriculum.	Edm.Int64
completionDate	A completion date is the date that the user completed the course. When you return it through a web service, it is in Unix Epoch format.	Edm.Int64
completionStatus	Completion status is a central element of SAP SuccessFactors Learning. It determines whether your users receive credit for their courses. For example, when learning administrators record learning for an employee, they can record a completion status of pass or fail.	Edm.String
requiredDate	The date that this is required to be complete. Users see this date as their deadline in their assignments.	Edm.Int64
expiryDate	This is the date that the learning item expires within the curriculum.	Edm.Int64

Property Name	Description	Property Type
failureCompletionStatusId	This is the failure status ID that a user was given for the learning item. This applies if the user was given a failure status.	Edm.String
failureDate	This is the date that a user was given a failure status for the learning item. This applies if the user was given a failure status.	Edm.Int64
requirementID	This is the unique ID of the requirement that the learning item fulfills within the curriculum.	Edm.String
requirementTypeID	This is the description of a requirement type.	Edm.String
requirementDesc	This is a description of the requirement. This helps you understand the requirement.	Edm.String
requirementSequenceNumber	This is the order of the requirement for the learning item within the curriculum. Requirements are ordered.	Edm.Int64
nextAction	The next date that the user must take action on this item.	Edm.String
assignedDate	This is the assignment date of the curriculum.	Edm.Int64
curriculumRequirementItem		Collection(Namespace1_Alias.CurriculumRequirementItem)
numberOfHours	This is a number of hours of the type in hourTypeID. This is the number of hours required to meet a requirement of the curriculum.	Edm.Double
numberOfComponents	This is a number of learning items in a requirement for the curriculum. Sometimes users must complete - for example - five learning items in a curriculum to meet a requirement.	Edm.Int64
completedNumberOfHours	This is a number of hours of the type in hourTypeID. This is the number of hours that the user has completed to meet a requirement.	Edm.Double

Property Name	Description	Property Type
<code>completedNumberOfComponents</code>	This is a number of learning items in a requirement that users have completed. Sometimes users must complete - for example - five learning items in the curriculum to meet a requirement. They might have completed three of those five learning items. In this case, the value is 3.	<code>Edm.Double</code>
<code>globalDisplayOrder</code>	This is the order that entries for the curriculum will be displayed. Learning administrators create this order.	<code>Edm.String</code>
<code>hourTypeID</code>	This is the hour type that is a unit for <code>numberOfHours</code> and <code>completedNumberOfHours</code> . The hours can be inherited from the learning event (the course) or they can be specified when a user, supervisor, or administrator records completion with the Record Learning wizard. Contact hours are the total number of hours that you expect a user to have contact with an instructor. For example, if you set up a blended learning item that has 8 total hours and, for 6 of those hours, you expect the user to be in an instructor-led segment, then the contact hours equals 6. CPE is an abbreviation for "Continuing Professional Education" and refers to learning activities that users perform to maintain and expand the skills that their profession demands. Therefore, CPE hours are very much like credit hours, but the accumulation of CPE hours often leads to a professional certification. Credit hours are the number of hours that a user earns for completing a learning event. For example, in many U.S. colleges, students attend a single class for 15 weeks, 3 days each week, and 1 hour each day. In this case, the total hours equals 45; however, the college grants 3 CREDIT HOURS for this class.	<code>Edm.String</code>
<code>cisCriteria</code>		<code>Namespace1_Alias.cisCriteria</code>

## Complex Types

csCriteria

Property Name	Description	Property Type
targetUserID	This is the unique ID of a user in the Learning Management System (LMS). This is recognized within the LMS only. If you want an ID that is recognized throughout SAP SuccessFactors HCM suite, you want to get the Person GUID or Person External ID.	Edm.String
curriculumID	The Unique ID of a curriculum in the system.	Edm.String
personGUID	This is an internally generated, immutable identifier for one person across all of SAP SuccessFactors HCM suite. This is different from an LMS user ID (often called STUDENT ID). The student ID is used only within the Learning Management System (LMS). It is also different from the PERSON ID, which is used throughout SAP SuccessFactors HCM suite but is mutable. In most cases, you use the person ID when you want to call a single user throughout the suite.	Edm.String

cisCriteria

Property Name	Description	Property Type
targetUserID	This is the unique ID of a user in the Learning Management System (LMS). This is recognized within the LMS only. If you want an ID that is recognized throughout SAP SuccessFactors HCM suite, you want to get the Person GUID or Person External ID.	Edm.String
curriculumID	The Unique ID of a curriculum in the system.	Edm.String
rootCurriculumID	This is the unique ID of the curriculum at the root of the curriculum structure. Curricula can be subcurricula and have parent curricula. This is the ID of the curriculum at the top of the hierarchy.	Edm.String

Property Name	Description	Property Type
personGUID	This is an internally generated, immutable identifier for one person across all of SAP SuccessFactors HCM suite. This is different from an LMS user ID (often called STUDENT ID). The student ID is used only within the Learning Management System (LMS). It is also different from the PERSON ID, which is used throughout SAP SuccessFactors HCM suite but is mutable. In most cases, you use the person ID when you want to call a single user throughout the suite.	Edm.String

#### CurriculumRequirementItem

Property Name	Description	Property Type
itemTypeID	Item type IDs are a critical categorization in because they determine how users are marked complete for a learning item. One item type can have completion statuses of pass and fail while another might have completion statuses of pass, fail and incomplete.	Edm.String
itemID	This is the unique ID of a learning item.	Edm.String
revDte	This is the revision date of this entity. Learning items often have revision dates that correspond to a regulator's revision of compliance measures. Each later revision date is a later iteration of a learning item. The revision date is in Unix Epoch time.	Edm.Int64
itemTitle	This is the title of the learning item in the language of the current user (the user calling the web service). Titles can be translated using a key/value pair, where the key uniquely identifies a particular learning item's title and the values are each language's translation of the title. If you need the key that matches this value, and if the web service supports it, look in TitleLabelKey.	Edm.String



Property Name	Description	Property Type
completionDate	A completion date is the date that the user completed the course. When you return it through a web service, it is in Unix Epoch format.	Edm.Int64
completionStatus	Completion status is a central element of SAP SuccessFactors Learning. It determines whether your users receive credit for their courses. For example, when learning administrators record learning for an employee, they can record a completion status of pass or fail.	Edm.String
completedHours	This is the amount of hours completed for the curriculum requirement.	Edm.Double
displayOrder	This is the order that users progress through the learning items within a curriculum.	Edm.Int64
globalDisplayOrder	The order that this learning object is displayed in, globally, in the curriculum.	Edm.String

## Actions

This \$metadata does **not** contain actions.

### 9.8.1.31 admin/searchItem/v1 Metadata

Use this call to find the data that you need to call the learning item search.

## Metadata Call

### Sample Code

```
GET /learning/odatav4/public/admin/searchItem/v1/$metadata
```

## Headers

Header	Value
Authorization	Bearer oauth_token

## Containers

### Entity Sets

Name	Description	Type
Items		Namespace1_Alias.Item

### Action Import

Name	Description	Action
No Action Import	No Action Import	No Action Import

### Navigation Property Bindings

Path	Target
No Navigation Property Binding	No Navigation Property Binding

## Entity Types

### Item

Property Name	Description	Property Type
itemID	This is the unique ID of a learning item.	Edm.String
itemTypeID	Item type IDs are a critical categorization in because they determine how users are marked complete for a learning item. One item type can have completion statuses of pass and fail while another might have completion statuses of pass, fail and incomplete.	Edm.String
revisionDate	This is the revision date of this entity. Learning items often have revision dates that correspond to a regulator's revision of compliance measures. Each later revision date is a later iteration of a learning item. The revision date is in Unix Epoch time.	Edm.Int64

Property Name	Description	Property Type
itemTitle	This is the title of the learning item in the language of the current user (the user calling the web service). Titles can be translated using a key/value pair, where the key uniquely identifies a particular learning item's title and the values are each language's translation of the title. If you need the key that matches this value, and if the web service supports it, look in TitleLabelKey.	Edm.String
classificationID	This is the unique ID of the classification for a learning item. It can be: It can be one of the following values: BLENDED, CONTINUOUS ONLINE ACCESS, EXTERNAL-COURSE, PHYSICAL GOOD, or TIME-BASED.	Edm.String
sourceID	The source is the developer of the learning item or the organization or regulatory body that requires it. You can create or modify source IDs in the administration environment, in References: Learning: Item Sources.	Edm.String
deliveryMethodID	This is the unique ID of a delivery method. A delivery method describes how a learning item will be delivered (for example, a book, PDF file, or online course). You can create or modify method IDs in the administration environment, in References: Learning: Delivery Methods	Edm.String
domainID	This is the security domain ID of the entity. You can associate a record with an access domain to control the administrators who can access the record. What an administrator can access and do for a record depends on how you configured the entity, function, and workflow domain restrictions of the role ID that is associated with the administrator.	Edm.String
active	sf.api.learning.members.Not_Active_Desc_Boolean	Edm.Boolean
criteria		Namespace1_Alias.criteria

Property Name	Description	Property Type
totalCount		Edm.Int64

## Complex Types

criteria

Property Name	Description	Property Type
itemID		Edm.String
itemIDOperator		Edm.String
itemTypeIDs		Collection(Edm.String)
itemTypeIDsOperator		Edm.String
revisionDate		Edm.String
revisionDateOperator		Edm.String
itemTitle		Edm.String
itemTitleOperator		Edm.String
classificationIDs		Collection(Edm.String)
classificationIDsOperator		Edm.String
sourceIDs		Collection(Edm.String)
sourceIDsOperator		Edm.String
deliveryMethodIDs		Collection(Edm.String)
deliveryMethodIDsOperator		Edm.String
domainIDs		Collection(Edm.String)
domainIDsOperator		Edm.String
active		Edm.Boolean
activeOperator		Edm.String

## Actions

This \$metadata does **not** contain actions.

## 9.8.1.32 admin/searchCurriculum/v1 Metadata

Use this call to find the data that you need to call curricula search.

### Metadata Call

#### Sample Code

```
GET /learning/odatav4/admin/searchCurriculum/v1/$metadata
```

Headers

Header	Value
Authorization	Bearer oauth_token

### Containers

Entity Sets

Name	Description	Type
Curricula		Namespace1_Alias.Curriculum

Action Import

Name	Description	Action
No Action Import	No Action Import	No Action Import

Navigation Property Bindings

Path	Target
No Navigation Property Binding	No Navigation Property Binding

### Entity Types

Curriculum

Property Name	Description	Property Type
qualID	The Unique ID of a curriculum in the system.	Edm.String

Property Name	Description	Property Type
qualTitle	The title of a curriculum in the system.	Edm.String
domainID	This is the security domain ID of the entity. You can associate a record with an access domain to control the administrators who can access the record. What an administrator can access and do for a record depends on how you configured the entity, function, and workflow domain restrictions of the role ID that is associated with the administrator.	Edm.String
active	If the value is true then the user is active. If the value is false, then the user is inactive.	Edm.Boolean
qualTypeID	The unique ID of the curriculum type. Curricula types are ways to categorize curricula.	Edm.String
basisDate	When the curriculum is calendar based, basis date is used to calculate the period. It is the starting line for retraining intervals. For example, if the user must retrain every year, and the basis date is January 1, the user must retrain every year by January 1.	Edm.Int64
forceIncomp	If Y, the system calculates whether the status of the curriculum should be <b>Complete</b> or <b>Incomplete</b> based on a user's most recent attempt at completing any one item in the curriculum. If the user fails his or her most recent attempt at completing the item, then the system sets the status of the entire curriculum as <b>Incomplete</b> . If you clear this checkbox, then the system sets the status of the curriculum to <b>Complete</b> if users complete any <b>For Credit</b> items within the required time frame.	Edm.String
qualDesc	The plain text description of the curriculum that the system returns.	Edm.String
criteria		Namespace1_Alias.criteria
totalCount		Edm.Int64

## Complex Types

criteria

Property Name	Description	Property Type
curriculumID	The Unique ID of a curriculum in the system.	Edm.String
curriculumIDOperator		Edm.String
curriculumTitle	The title of a curriculum in the system.	Edm.String
curriculumTitleOperator		Edm.String
active	If the value is true then the user is active. If the value is false, then the user is inactive.	Edm.Boolean
activeOperator		Edm.String
domainIDs	This is the security domain ID of the entity. You can associate a record with an access domain to control the administrators who can access the record. What an administrator can access and do for a record depends on how you configured the entity, function, and workflow domain restrictions of the role ID that is associated with the administrator.	Collection(Edm.String)
domainIDsOperator		Edm.String

## Actions

This \$metadata does **not** contain actions.

### 9.8.1.33 searchCurriculum/v1 Metadata

Use this call to find the data that you need to call curricula search.

## Metadata Call

### Sample Code

```
GET /learning/odatav4/searchCurriculum/v1/$metadata
```

## Headers

Header	Value
Authorization	Bearer oauth_token

## Containers

### Entity Sets

Name	Description	Type
Curricula		Namespace1_Alias.Curriculum

### Action Import

Name	Description	Action
No Action Import	No Action Import	No Action Import

### Navigation Property Bindings

Path	Target
No Navigation Property Binding	No Navigation Property Binding

## Entity Types

### Curriculum

Property Name	Description	Property Type
qualID	The Unique ID of a curriculum in the system.	Edm.String
qualTitle	The title of a curriculum in the system.	Edm.String
domainID	This is the security domain ID of the entity. You can associate a record with an access domain to control the administrators who can access the record. What an administrator can access and do for a record depends on how you configured the entity, function, and workflow domain restrictions of the role ID that is associated with the administrator.	Edm.String



Property Name	Description	Property Type
active	If the value is true then the user is active. If the value is false, then the user is inactive.	Edm.Boolean
qualTypeID	The unique ID of the curriculum type. Curricula types are ways to categorize curricula.	Edm.String
basisDate	When the curriculum is calendar based, basis date is used to calculate the period. It is the starting line for retraining intervals. For example, if the user must retrain every year, and the basis date is January 1, the user must retrain every year by January 1.	Edm.Int64
forceIncomp	If Y, the system calculates whether the status of the curriculum should be <b>Complete</b> or <b>Incomplete</b> based on a user's most recent attempt at completing any one item in the curriculum. If the user fails his or her most recent attempt at completing the item, then the system sets the status of the entire curriculum as <b>Incomplete</b> . If you clear this checkbox, then the system sets the status of the curriculum to <b>Complete</b> if users complete any <b>For Credit</b> items within the required time frame.	Edm.String
qualDesc	The plain text description of the curriculum that the system returns.	Edm.String
criteria		Namespace1_Alias.criteria
totalCount		Edm.Int64

## Complex Types

criteria

Property Name	Description	Property Type
curriculumID	The Unique ID of a curriculum in the system.	Edm.String

Property Name	Description	Property Type
curriculumIDOperator		Edm.String
curriculumTitle	The title of a curriculum in the system.	Edm.String
curriculumTitleOperator		Edm.String
active	If the value is true then the user is active. If the value is false, then the user is inactive.	Edm.Boolean
activeOperator		Edm.String
domainIDs	This is the security domain ID of the entity. You can associate a record with an access domain to control the administrators who can access the record. What an administrator can access and do for a record depends on how you configured the entity, function, and workflow domain restrictions of the role ID that is associated with the administrator.	Collection(Edm.String)
domainIDsOperator		Edm.String

## Actions

This \$metadata does **not** contain actions.

### 9.8.1.34 user/learningEvent/v1 Metadata

Use this call to find the data that you need to post a learning event to learning history as a user or supervisor.

## Metadata Call

### Sample Code

```
GET /learning/odatav4/public/user/learningEvent/v1/$metadata
```

## Headers

Header	Value
Authorization	Bearer oauth_token

## Containers

### Entity Sets

Name	Description	Type
recordLearningEvents		Namespace1_Alias.recordLearningEvent

### Action Import

Name	Description	Action
No Action Import	No Action Import	No Action Import

### Navigation Property Bindings

Path	Target
No Navigation Property Binding	No Navigation Property Binding

## Entity Types

### recordLearningEvent

Property Name	Description	Property Type
recordLearningEvents	Various people in your organization post learning events to SAP SuccessFactors Learning: users can post the completion of self-assigned courses, and supervisors and administrators can post the completion of courses for users. Exactly how each user role can post learning events depends on your configuration.	Collection(Namespace1_Alias.recordLearningEvents)

## Complex Types

recordLearningEvents

Property Name	Description	Property Type
componentTypeID	Item type IDs are a critical categorization in because they determine how users are marked complete for a learning item. One item type can have completion statuses of pass and fail while another might have completion statuses of pass, fail and incomplete.	Edm.String
componentID	This is the unique ID of a learning item.	Edm.String
revisionDate	This is the revision date of this entity. Learning items often have revision dates that correspond to a regulator's revision of compliance measures. Each later revision date is a later iteration of a learning item. The revision date is in Unix Epoch time.	Edm.Int64
completionStatusID	This is the task checklist completion status ID. It is the completion status that the user is assigned if they pass the task checklist.	Edm.String
revisionNumber	This is the revision number of this entity. Each revision date has a revision number. Users sometimes know the revision number of training instead of the revision date. For example, they might know that they want revision 2 of a training, regardless of the date that it was revised.	Edm.String
scheduleID	This is the unique ID of the scheduled offering that the user completed. A scheduled offering is a course that took place at one place and time. For example, you can have one course called Business Writing that is offered every month. Each month is a different instance of Business Writing, and therefore a different scheduled offering of the course.	Edm.Int64
errorMessage		Edm.String

Property Name	Description	Property Type
studentID	This is the unique ID of a user in the Learning Management System (LMS). This is recognized within the LMS only. If you want an ID that is recognized throughout SAP SuccessFactors HCM Suite, you want to get the Person GUID or Person External ID.	Edm.String
personGUID	This is an internally generated, immutable identifier for one person across all of SuccessFactors HCM Suite. This is different from an LMS user ID (often called STUDENT ID). The student ID is used only within the Learning Management System (LMS). It is also different from the PERSON ID, which is used throughout SAP SuccessFactors HCM Suite but is mutable. In most cases, you use the person ID when you want to call a single user throughout the suite.	Edm.String
completionDate	A completion date is the date that the user completed the course. When you return it through a web service, it is in Unix Epoch format.	Edm.Int64
completionTimeZoneID	This is the time zone which will be used for computing the completion time of the learning event in the system.	Edm.String
grade	This is the grade that the user earned for completing the course. Grades are defined by your company. They can be numeric (1-10) or codes (Like A-F or Pass/Fail/Incomplete).	Edm.String

Property Name	Description	Property Type
creditHours	Credit hours are the number of hours that a user earns for completing a learning event. For example, in many U.S. colleges, students attend a single class for 15 weeks, 3 days each week, and 1 hour each day. In this case, the total hours equals 45; however, the college grants 3 CREDIT HOURS for this class. The hours can be inherited from the learning event (the course) or they can be specified when a user, supervisor, or administrator records completion with the Record Learning wizard.	Edm.Double
cpeHours	CPE is an abbreviation for "Continuing Professional Education" and refers to learning activities that users perform to maintain and expand the skills that their profession demands. Therefore, CPE hours are very much like credit hours, but the accumulation of CPE hours often leads to a professional certification. The hours can be inherited from the learning event (the course) or they can be specified when a user, supervisor, or administrator records completion with the Record Learning wizard.	Edm.Double
contactHours	Contact hours are the total number of hours that you expect a user to have contact with an instructor. For example, if you set up a blended learning item that has 8 total hours and, for 6 of those hours, you expect the user to be in an instructor-led segment, then the contact hours equals 6. The hours can be inherited from the learning event (the course) or they can be specified when a user, supervisor, or administrator records completion with the Record Learning wizard.	Edm.Double
totalHours	This is the total hours that a user earns for completing a course.	Edm.Double
instructorName	This is the name of the instructor who taught the course.	Edm.String

Property Name	Description	Property Type
comments	This is comments about the learning event.	Edm.String

## Actions

This `$metadata` does **not** contain actions.

### 9.8.1.35 admin/catalog-service/v1 Metadata

Call to see the parameters for the catalog service. Pagination of results is only supported for the full feed. Results produced using the `/fromDate` criteria will not be paginated.

## Metadata Call

Use this metadata call when you want the see the catalog or schedule details.

### Sample Code

```
GET /learning/odatav4/public/admin/catalog-service/v1/$metadata
```

### Note

The previous version of the API, which returned the catalog's contents as a single object, is no longer supported.

Here are the following endpoints for the Catalog Feed portion of `GET /learning/odatav4/public/admin/catalog-service/v1/$metadata`:

- **Catalog Details:** `/learning/odatav4/public/admin/catalog-service/v1/CatalogsFeed?$filter=criteria/catalogID eq 'perf-catalog' and criteria/localeID eq 'English'`
- **Catalog Courses:** `/learning/odatav4/public/admin/catalog-service/v1/CatalogsFeed('perf-catalog')/CoursesFeed?$filter=criteria/localeID eq 'English'`
- **Catalog Curricula:** `/learning/odatav4/public/admin/catalog-service/v1/CatalogsFeed('perf-catalog')/CurriculaFeed?$filter=criteria/localeID eq 'English'`
- **Catalog Programs:** `/learning/odatav4/public/admin/catalog-service/v1/CatalogsFeed('perf-catalog')/ProgramsFeed?$filter=criteria/localeID eq 'English'`
- **Catalog Collections:** `/learning/odatav4/public/admin/catalog-service/v1/CatalogsFeed('perf-catalog')/CollectionsFeed?$filter=criteria/localeID eq 'English'`

## Related Information

[Get Catalog Details \[page 2211\]](#)

[Get Catalog Class Details \[page 2213\]](#)

### 9.8.1.36 admin/financialtransactions/v1 Metadata

Call metadata to get the search properties for a financial transactions web service client.

#### Metadata Call

##### Sample Code

```
GET /learning/odatav4/public/admin/financialtransactions/v1/$metadata
```

Headers

Header	Value
Authorization	Bearer oauth_token

#### Search Properties

Search Parameter	Description
transactionID	This is the unique ID of the financial transaction. You can see the ID in the <i>ID</i> column in <a href="#">Commerce &gt; Financial Transactions</a> .
orderNo	This is the order number of the transaction. Orders are part of the purchasing process. Each order follows a process from submitted to complete.
controllingArea	This is the controlling area to which the company code belongs. SAP SuccessFactors Learning stores your controlling areas as a field on account codes so that you can retrieve transactions with this filter. Administrators add the correct controlling area in <a href="#">Commerce &gt; Account Codes &gt; Summary</a> .



Search Parameter	Description
maxPageSize	This is used for server-side pagination. It tells the server the maximum size of records you want in a page of transactions.
paymentMethod	The method of payment for the transaction. Possible values: CHARGEBACK, CREDIT_CARD, or PURCHASE_ORDER.
cutOffDate	<p>If a transaction occurred before the date that you pass in <code>cutOffDate</code>, it won't be returned. You can use <code>cutOffDate</code> as a watermark: remember the last cut off date that you sent to return only those transactions that you have not seen yet.</p> <p>Set the default cut off date in <a href="#">System Admin &gt; Configuration &gt; System Configuration &gt; FINANCIAL</a>. Set <code>financialTransactionAPICutOffDate</code> to the default.</p> <p>This is in Unix Epoch time.</p>
limit	This is used for client-side pagination. We pass it to <code>\$top</code> , which is standard OData. It defines the number of the top record in a page, starting at the <code>\$skip</code> count. For example, if you want pages of 10, the first call passes 10, the second call passes 20, and so on.
skip	This is used for client-side pagination. We pass it to <code>\$skip</code> , which is standard OData. It defines the records to skip before counting towards <code>\$top</code> . For example, if you want pages of 10, the first call passes 0 (skip no records before fetch), the second call passes 10, and so on.
showTotalCount	If you pass <code>true</code> , the system returns the total transactions in the page. By default, it is <code>false</code> .

## Related Information

[The Importance of Account Code Type, Company Code, and Controlling Area \[page 2222\]](#)  
[Transactions That Can Be Queried \[page 2223\]](#)

## 9.8.2 Common Use Cases for Learning OData APIs

### 9.8.2.1 Managing Learning Assignments

#### 9.8.2.1.1 Assigning or Unassigning SAP SuccessFactors Learning Courses to Users v1

Use the learning item assignment web service to manage the assignment of learning items (courses) to users. This is v1 of learning assignment.

Learning items are a core object in SAP SuccessFactors Learning. Managing how they are assigned to users is the core function of the application. The learning assignment web service assigns and removes the assignment from users.

#### ⚠ Caution

We recommend that you use a later version of this the `itemAssignment` service. It simplifies the calls to a single service and adds better support for assignment and unassignment.

You can build a client to assign learning items, curricula, or programs to users through one of these assigners:

- The users themselves: When a users assign learning items, curricula, or programs to themselves, that is called self-assignment. If you authorize to the web service as an individual user, your client can enable the user to self-assign.
- Supervisors: If you authorize to the web service as a user who is a learning manager, your client can enable supervisor assignments. A supervisor user ID is one that appears on another users' record in the summary section as the supervisor. Users can also have alternate supervisors defined. When a supervisor assigns learning, he or she assigns from their supervisor's catalog and not the users' catalogs. Put another way, a supervisor might have access to learning items or programs that employees do not.
- Administrators: If you authorize to the web service as an administrator, your client can enable administrator assignments. Learning administrators are often responsible for entire organizations.

#### [POST Assignments as User or Supervisor v1 \[page 2099\]](#)

Assign learning to users as a user (self-assignment) or supervisor. This is the v1 version of this web service.

#### [POST Assignments as Administrators v1 \[page 2100\]](#)

Assign learning to users as an administrator. This is the v1 version of this web service.

#### [POST Remove Assignment as User or Supervisor v1 \[page 2101\]](#)

Remove learning item assignments as a user (removing self-assignment) or supervisor. This is v1 of this web service.

#### [POST Remove Assignment as Administrator v1 \[page 2102\]](#)

Remove learning item assignments as an administrator. This is v1 of this web service.

## Related Information

[Assigning or Unassigning SAP SuccessFactors Learning Items to Users v2 \[page 2104\]](#)

## 9.8.2.1.1.1 POST Assignments as User or Supervisor v1

Assign learning to users as a user (self-assignment) or supervisor. This is the v1 version of this web service.

You can build a client to assign learning items, curricula, or programs to users through one of these assigners:

- The users themselves: When a users assign learning items, curricula, or programs to themselves, that is called self-assignment. If you authorize to the web service as an individual user, your client can enable the user to self-assign.
- Supervisors: If you authorize to the web service as a user who is a learning manager, your client can enable supervisor assignments. A supervisor user ID is one that appears on another users' record in the summary section as the supervisor. Users can also have alternate supervisors defined. When a supervisor assigns learning, he or she assigns from their supervisor's catalog and not the users' catalogs. Put another way, a supervisor might have access to learning items or programs that employees do not.
- Administrators: If you authorize to the web service as an administrator, your client can enable administrator assignments. Learning administrators are often responsible for entire organizations.

### → Remember

URL syntax cannot have spaces. If you are testing the call, in a browser tool, substitute %20 for white space in the URL.

## Assignment by Users or Supervisors

### ↔ Sample Code

```
POST /learning/odatav4/public/user/itemAssignment/v1/itemAssignments
```

To add a self-assignment, POST as the user who wants to self-assign. In the body of the post, send the learning item ID, the learning item type, and the revision date. Together, these values uniquely identify a learning item. You do not need to identify the user because the user is identified by the authorization.

### ↔ Sample Code

```
{
  "componentTypeID": "COURSE",
  "componentID": "WRT-849",
  "revisionDate": 1428506077000
}
```

To add a supervisor assignment, POST as the supervisor or alternate supervisor. In the body of the post, send the learning item ID, the learning item type, the revision date, and the user to be assigned the learning item.

### ↔ Sample Code

```
{
  "componentTypeID": "COURSE",
  "componentID": "WRT-849",
  "revisionDate": 1428506077000
  "studentID": "jdoe"
}
```

```
}
```

**Parent topic:** [Assigning or Unassigning SAP SuccessFactors Learning Courses to Users v1 \[page 2098\]](#)

## Related Information

[POST Assignments as Administrators v1 \[page 2100\]](#)

[POST Remove Assignment as User or Supervisor v1 \[page 2101\]](#)

[POST Remove Assignment as Administrator v1 \[page 2102\]](#)

### 9.8.2.1.1.2 POST Assignments as Administrators v1

Assign learning to users as an administrator. This is the v1 version of this web service.

You can build a client to assign learning items, curricula, or programs to users through one of these assigners:

- **The users themselves:** When a users assign learning items, curricula, or programs to themselves, that is called self-assignment. If you authorize to the web service as an individual user, your client can enable the user to self-assign.
- **Supervisors:** If you authorize to the web service as a user who is a learning manager, your client can enable supervisor assignments. A supervisor user ID is one that appears on another users' record in the summary section as the supervisor. Users can also have alternate supervisors defined. When a supervisor assigns learning, he or she assigns from their supervisor's catalog and not the users' catalogs. Put another way, a supervisor might have access to learning items or programs that employees do not.
- **Administrators:** If you authorize to the web service as an administrator, your client can enable administrator assignments. Learning administrators are often responsible for entire organizations.

#### → Remember

URL syntax cannot have spaces. If you are testing the call, in a browser tool, substitute %20 for white space in the URL.

## Assignment by Administrators

### ↔ Sample Code

```
POST /learning/odatav4/public/admin/userService/v1/itemAssignments
```

To add an administrator assignment, POST as the administrator. In the body of the post, send the learning item ID, the learning item type, the revision date, and the user to be assigned the learning item.

## Sample Code

```
{
  "componentTypeID": "COURSE",
  "componentID": "WRT-849",
  "revisionDate": 1428506077000
  "studentID" : "jdoe"
}
```

**Parent topic:** [Assigning or Unassigning SAP SuccessFactors Learning Courses to Users v1 \[page 2098\]](#)

## Related Information

[POST Assignments as User or Supervisor v1 \[page 2099\]](#)

[POST Remove Assignment as User or Supervisor v1 \[page 2101\]](#)

[POST Remove Assignment as Administrator v1 \[page 2102\]](#)

### 9.8.2.1.1.3 POST Remove Assignment as User or Supervisor v1

Remove learning item assignments as a user (removing self-assignment) or supervisor. This is v1 of this web service.

You can build a client to remove learning item, curriculum or program assignments for users through one of these users:

- The users themselves: When a users assign learning items, curricula, or programs to themselves, that is called self-assignment. Users can remove a self-assigned learning item, curriculum, or program. If you authorize to the web service as an individual user, your client can enable the user to remove self-assignments.
- Supervisors: If you authorize to the web service as a user who is a learning manager, your client can enable supervisors to remove assignments. A supervisor user ID is one that appears on another users' record in the summary section as the supervisor. Users can also have alternate supervisors defined. When a supervisor assigns learning, he or she assigns from their supervisor's catalog and not the users' catalogs. Put another way, a supervisor might have access to learning items or programs that employees do not.
- Administrators: If you authorize to the web service as an administrator, your client can enable administrators to remove assignments. Learning administrators are often responsible for entire organizations.

## → Remember

URL syntax cannot have spaces. If you are testing the call, in a browser tool, substitute %20 for white space in the URL.

## Removing Assignment by Users or Supervisors

### Sample Code

```
POST /learning/odatav4/public/user/itemAssignment/v1/AI_removeAssignment
```

To remove a self-assignment, POST as the user who wants to remove the self-assignment. In the body of the post, send the learning item ID, the learning item type, and the revision date. Together, these values uniquely identify a learning item. You do not need to identify the user because the user is identified by the authorization.

### Sample Code

```
{
  "componentTypeID": "COURSE",
  "componentID": "WRT-849",
  "revisionDate": 1428506077000
}
```

To remove a supervisor assignment, POST as the supervisor or alternate supervisor. In the body of the post, send the learning item ID, the learning item type, the revision date, and the user to be assigned the learning item.

### Sample Code

```
{
  "componentTypeID": "COURSE",
  "componentID": "WRT-849",
  "revisionDate": 1428506077000
  "studentID" : "jdoe"
}
```

Parent topic: [Assigning or Unassigning SAP SuccessFactors Learning Courses to Users v1 \[page 2098\]](#)

## Related Information

[POST Assignments as User or Supervisor v1 \[page 2099\]](#)

[POST Assignments as Administrators v1 \[page 2100\]](#)

[POST Remove Assignment as Administrator v1 \[page 2102\]](#)

### 9.8.2.1.1.4 POST Remove Assignment as Administrator v1

Remove learning item assignments as an administrator. This is v1 of this web service.

You can build a client to remove learning item, curriculum or program assignments for users through one of these users:

- The users themselves: When a users assign learning items, curricula, or programs to themselves, that is called self-assignment. Users can remove a self-assigned learning item, curriculum, or program. If you authorize to the web service as an individual user, your client can enable the user to remove self-assignments.
- Supervisors: If you authorize to the web service as a user who is a learning manager, your client can enable supervisors to remove assignments. A supervisor user ID is one that appears on another users' record in the summary section as the supervisor. Users can also have alternate supervisors defined. When a supervisor assigns learning, he or she assigns from their supervisor's catalog and not the users' catalogs. Put another way, a supervisor might have access to learning items or programs that employees do not.
- Administrators: If you authorize to the web service as an administrator, your client can enable administrators to remove assignments. Learning administrators are often responsible for entire organizations.

### → Remember

URL syntax cannot have spaces. If you are testing the call, in a browser tool, substitute %20 for white space in the URL.

## Assignment by Administrators

### ↔ Sample Code

```
POST /learning/odatav4/public/admin/userService/v1/removeItemAssignments
```

To remove an administrator assignment, POST as the administrator. In the body of the post, send the learning item ID, the learning item type, the revision date, and the user to be assigned the learning item.

### ↔ Sample Code

```
{
  "componentTypeID": "COURSE",
  "componentID": "WRT-849",
  "revisionDate": 1428506077000
  "studentID" : "jdoe"
}
```

**Parent topic:** [Assigning or Unassigning SAP SuccessFactors Learning Courses to Users v1 \[page 2098\]](#)

## Related Information

[POST Assignments as User or Supervisor v1 \[page 2099\]](#)

[POST Assignments as Administrators v1 \[page 2100\]](#)

[POST Remove Assignment as User or Supervisor v1 \[page 2101\]](#)

## 9.8.2.1.2 Assigning or Unassigning SAP SuccessFactors Learning Items to Users v2

Use the learning item assignment web service to manage the assignment of courses (learning items) to users. This is v2 of learning assignment.

Learning items are a core object in SAP SuccessFactors Learning. Managing how they are assigned to users is the core function of the application.

The advantage to using v2 of this web service is that it gives you more information in the assignment and it allows you to pass an array of assignments.

You can build a client to assign learning items, curricula, or programs to users through one of these assigners:

- **The users themselves:** When a users assign learning items, curricula, or programs to themselves, that is called self-assignment. If you authorize to the web service as an individual user, your client can enable the user to self-assign.
- **Supervisors:** If you authorize to the web service as a user who is a learning manager, your client can enable supervisor assignments. A supervisor user ID is one that appears on another users' record in the summary section as the supervisor. Users can also have alternate supervisors defined. When a supervisor assigns learning, he or she assigns from their supervisor's catalog and not the users' catalogs. Put another way, a supervisor might have access to learning items or programs that employees do not.
- **Administrators:** If you authorize to the web service as an administrator, your client can enable administrator assignments. Learning administrators are often responsible for entire organizations.

[Assign Learning Items as Users or Managers \(UserCourses\) v2 \[page 2104\]](#)

Assign learning to users as a user (self-assignment) or manager. This is the v2 version of this web service.

[Assign Learning Items as Administrators \(UserCourses\) v2 \[page 2107\]](#)

Assign learning to users as an administrator. This is the v2 version of this web service.

[Unassign Learning Items as Users and Supervisors v2 \[page 2109\]](#)

Remove learning item assignments as a user (removing self-assignment) or as a supervisor. This is v1 of this web service.

[Unassign Learning Items as Administrators v2 \[page 2111\]](#)

Remove learning item assignments as an administrator. This is v1 of this web service.

### Related Information

[Assigning or Unassigning SAP SuccessFactors Learning Courses to Users v1 \[page 2098\]](#)

#### 9.8.2.1.2.1 Assign Learning Items as Users or Managers (UserCourses) v2

Assign learning to users as a user (self-assignment) or manager. This is the v2 version of this web service.

You can build a client to assign learning items, curricula, or programs to users through one of these assigners:



- The users themselves: When a users assign learning items, curricula, or programs to themselves, that is called self-assignment. If you authorize to the web service as an individual user, your client can enable the user to self-assign.
- Supervisors: If you authorize to the web service as a user who is a learning manager, your client can enable supervisor assignments. A supervisor user ID is one that appears on another users' record in the summary section as the supervisor. Users can also have alternate supervisors defined. When a supervisor assigns learning, he or she assigns from their supervisor's catalog and not the users' catalogs. Put another way, a supervisor might have access to learning items or programs that employees do not.
- Administrators: If you authorize to the web service as an administrator, your client can enable administrator assignments. Learning administrators are often responsible for entire organizations.

### → Remember

URL syntax cannot have spaces. If you are testing the call, in a browser tool, substitute %20 for white space in the URL.

## Assignment by Users

### ↔ Sample Code

```
POST /learning/odatav4/public/user/userassignment-service/v2/UserCourses
```

To add a self-assignment, POST as the user who wants to self-assign. In the body of the post, send the learning item ID, the learning item type, and the revision date of the learning items that you want to assign, as an array. Together, these values uniquely identify a learning item. You do not need to identify the user because the user is identified by the authorization.

### ↔ Sample Code

```
{
  "userCourse": [
    {
      "componentTypeID": "COURSE",
      "componentID": "WRT-849",
      "revisionDate": 1428506077000
    }
  ]
}
```

The system returns the array with the assignment information. The `assignmentDate` is the current date and time.

### ↔ Sample Code

```
{
  "primaryKey": ""
  "userCourse": [
    {
      "componentTypeID": "COURSE",
      "componentID": "WRT-849",
      "revisionDate": 1456081860000,
      "studentID": "JDOE",
    }
  ]
}
```

```

    "personGUID" : ""
    "personExternalID" : ""
    "assignmentType": "OPT",
    "requiredDate": 1458055380000,
    "assignmentDate": 1456894800000
  }
]
}

```

## Assignment by Managers

### ↔ Sample Code

```
POST /learning/odatav4/public/user/userassignment-service/v2/UserCourses
```

To add a manager assignment, POST as the supervisor or alternate manager. In the body of the post, send the course to be assigned, the assignment information, and the user to be assigned the learning item.

### ↔ Sample Code

```

{
  "userCourse": [
    {
      "componentTypeID": "COURSE",
      "componentID": "WRT-849",
      "revisionDate": 1456081860000,
      "studentID": "JDOE",
      "assignmentType": "OPT",
      "requiredDate": 1458055380000,
      "assignmentDate": 1456894800000
    }
  ]
}

```

The system returns the array with the assignment information. The `assignmentDate` is the current date and time.

### ↔ Sample Code

```

{
  "primaryKey": ""
  "userCourse": [
    {
      "componentTypeID": "COURSE",
      "componentID": "WRT-849",
      "revisionDate": 1456081860000,
      "studentID": "JDOE",
      "personGUID": ""
      "personExternalID": ""
      "assignmentType": "OPT",
      "requiredDate": 1458055380000,
      "assignmentDate": 1456894800000
    }
  ]
}

```

Parent topic: [Assigning or Unassigning SAP SuccessFactors Learning Items to Users v2 \[page 2104\]](#)

## Related Information

[Assign Learning Items as Administrators \(UserCourses\) v2 \[page 2107\]](#)

[Unassign Learning Items as Users and Supervisors v2 \[page 2109\]](#)

[Unassign Learning Items as Administrators v2 \[page 2111\]](#)

### 9.8.2.1.2 Assign Learning Items as Administrators (UserCourses) v2

Assign learning to users as an administrator. This is the v2 version of this web service.

You can build a client to assign learning items, curricula, or programs to users through one of these assigners:

- The users themselves: When a users assign learning items, curricula, or programs to themselves, that is called self-assignment. If you authorize to the web service as an individual user, your client can enable the user to self-assign.
- Supervisors: If you authorize to the web service as a user who is a learning manager, your client can enable supervisor assignments. A supervisor user ID is one that appears on another users' record in the summary section as the supervisor. Users can also have alternate supervisors defined. When a supervisor assigns learning, he or she assigns from their supervisor's catalog and not the users' catalogs. Put another way, a supervisor might have access to learning items or programs that employees do not.
- Administrators: If you authorize to the web service as an administrator, your client can enable administrator assignments. Learning administrators are often responsible for entire organizations.

#### → Remember

URL syntax cannot have spaces. If you are testing the call, in a browser tool, substitute %20 for white space in the URL.

## Assignment by Administrators

#### ↔ Sample Code

```
POST /learning/odatav4/public/admin/user-service/v2/UserCourses
```

#### ↔ Sample Code

```
{  
  "userCourse" : [  
    {  
    }  
  ]  
}
```

```

"componentTypeID": "COURSE",
"componentID": "WRT-849",
"revisionDate": 1456081860000,
"studentID": "JDOE",
"assignmentType": "OPT",
"requiredDate": 1458055380000,
"assignmentDate": 1456894800000
},
{
"componentTypeID": "COURSE",
"componentID": "ABC-123",
"revisionDate": 1456179900000,
"studentID": "BCHEN"
}
]
}

```

The system returns the array with the assignment information. The `assignmentDate` is the current date and time.

### Sample Code

```

{
  "primaryKey": ""
  "userCourse": [
    {
      "componentTypeID": "COURSE",
      "componentID": "WRT-849",
      "revisionDate": 1456081860000,
      "studentID": "JDOE",
      "personGUID": ""
      "personExternalID": ""
      "assignmentType": "OPT",
      "requiredDate": 1458055380000,
      "assignmentDate": 1456894800000
    }
  ]
}

```

Parent topic: [Assigning or Unassigning SAP SuccessFactors Learning Items to Users v2 \[page 2104\]](#)

## Related Information

[Assign Learning Items as Users or Managers \(UserCourses\) v2 \[page 2104\]](#)

[Unassign Learning Items as Users and Supervisors v2 \[page 2109\]](#)

[Unassign Learning Items as Administrators v2 \[page 2111\]](#)

## 9.8.2.1.2.3 Unassign Learning Items as Users and Supervisors v2

Remove learning item assignments as a user (removing self-assignment) or as a supervisor. This is v1 of this web service.

You can build a client to remove learning item, curriculum or program assignments for users through one of these users:

- The users themselves: When a users assign learning items, curricula, or programs to themselves, that is called self-assignment. Users can remove a self-assigned learning item, curriculum, or program. If you authorize to the web service as an individual user, your client can enable the user to remove self-assignments.
- Supervisors: If you authorize to the web service as a user who is a learning manager, your client can enable supervisors to remove assignments. A supervisor user ID is one that appears on another users' record in the summary section as the supervisor. Users can also have alternate supervisors defined. When a supervisor assigns learning, he or she assigns from their supervisor's catalog and not the users' catalogs. Put another way, a supervisor might have access to learning items or programs that employees do not.
- Administrators: If you authorize to the web service as an administrator, your client can enable administrators to remove assignments. Learning administrators are often responsible for entire organizations.

### → Remember

URL syntax cannot have spaces. If you are testing the call, in a browser tool, substitute %20 for white space in the URL.

### → Remember

In OData, each entity type/set needs to have primary key. `PUT` calls must have a primary key in both the URL of the `PUT` and in the payload, this is per ODATA standard. When you update a collection of complex types, that collection does not have a primary key. But you still must provide a wrapper primary key. As a result, you provide an empty primary key in both places: the URL and the payload.

## Remove Assignment by Users

### ↻ Sample Code

```
PUT /learning/odatav4/public/user/userassignment-service/v2/UserCourses('')
```

To remove an assignment you can `PUT` as the user who wants to remove the assignment. In the body of the post, send the learning item ID, the learning item type, and the revision date of the learning items that you want to remove, as an array. Together, these values uniquely identify a learning item. You do not need to identify the user because the user is identified by the authorization.

### ↻ Sample Code

```
{
  "primaryKey": ""
  "userCourse": [
```

```

    {
      "componentTypeID": "COURSE",
      "componentID": "WRT-849",
      "revisionDate": 1428506077000
    }
  ]
}

```

The system returns the array with the assignment information. The `assignmentDate` is the current date and time.

### ↔ Sample Code

```

{
  "primaryKey": ""
  "userCourse": [
    {
      "componentTypeID": "COURSE",
      "componentID": "WRT-849",
      "revisionDate": 1456081860000,
      "studentID": "JDOE",
      "personGUID": ""
      "personExternalID": ""
      "assignmentType": "OPT",
      "requiredDate": 1458055380000,
      "assignmentDate": 1456894800000
    }
  ]
}

```

## Assignment by Supervisors

### ↔ Sample Code

```
PUT /learning/odatav4/public/user/userassignment-service/v2/UserCourses('')
```

To remove a supervisor assignment, PUT as the supervisor or alternate supervisor. In the body of the post, send the course to be removed, the assignment information, and the user to be unassigned from the learning item.

### ↔ Sample Code

```

{
  "primaryKey": ""
  "userCourse": [
    {
      "componentTypeID": "COURSE",
      "componentID": "WRT-849",
      "revisionDate": 1456081860000,
      "studentID": "JDOE",
      "assignmentType": "OPT",
      "requiredDate": 1458055380000,
      "assignmentDate": 1456894800000
    }
  ]
}

```

The system returns the array with the assignment information. The `assignmentDate` is the current date and time.

#### Sample Code

```
{
  "primaryKey": ""
  "userCourse": [
    {
      "componentTypeID": "COURSE",
      "componentID": "WRT-849",
      "revisionDate": 1456081860000,
      "studentID": "JDOE",
      "personGUID": ""
      "personExternalID": ""
      "assignmentType": "OPT",
      "requiredDate": 1458055380000,
      "assignmentDate": 1456894800000
    }
  ]
}
```

**Parent topic:** [Assigning or Unassigning SAP SuccessFactors Learning Items to Users v2 \[page 2104\]](#)

## Related Information

[Assign Learning Items as Users or Managers \(UserCourses\) v2 \[page 2104\]](#)

[Assign Learning Items as Administrators \(UserCourses\) v2 \[page 2107\]](#)

[Unassign Learning Items as Administrators v2 \[page 2111\]](#)

### 9.8.2.1.2.4 Unassign Learning Items as Administrators v2

Remove learning item assignments as an administrator. This is v1 of this web service.

You can build a client to remove learning item, curriculum or program assignments for users through one of these users:

- The users themselves: When a users assign learning items, curricula, or programs to themselves, that is called self-assignment. Users can remove a self-assigned learning item, curriculum, or program. If you authorize to the web service as an individual user, your client can enable the user to remove self-assignments.
- Supervisors: If you authorize to the web service as a user who is a learning manager, your client can enable supervisors to remove assignments. A supervisor user ID is one that appears on another users' record in the summary section as the supervisor. Users can also have alternate supervisors defined. When a supervisor assigns learning, he or she assigns from their supervisor's catalog and not the users' catalogs. Put another way, a supervisor might have access to learning items or programs that employees do not.
- Administrators: If you authorize to the web service as an administrator, your client can enable administrators to remove assignments. Learning administrators are often responsible for entire organizations.

### → Remember

URL syntax cannot have spaces. If you are testing the call, in a browser tool, substitute %20 for white space in the URL.

### → Remember

In OData, each entity type/set needs to have primary key. `PUT` calls must have a primary key in both the URL of the `PUT` and in the payload, this is per ODATA standard. When you update a collection of complex types, that collection does not have a primary key. But you still must provide a wrapper primary key. As a result, you provide an empty primary key in both places: the URL and the payload.

## Assignment by Administrators

### ↔ Sample Code

```
PUT /learning/odatav4/public/admin/user-service/v2/UserCourses('')
```

To remove an administrator assignment, `PUT` as the administrator. In the body of the post, send the learning item information, the assignment information, and the user to be unassigned the learning item.

### ↔ Sample Code

```
{
  "primaryKey": ""
  "userCourse": [
    {
      "componentTypeID": "COURSE",
      "componentID": "WRT-849",
      "revisionDate": 1456081860000,
      "studentID": "JDOE",
      "assignmentType": "OPT",
      "requiredDate": 1458055380000,
      "assignmentDate": 1456894800000
    },
    {
      "componentTypeID": "COURSE",
      "componentID": "ABC-123",
      "revisionDate": 1456179900000,
      "studentID": "BCHEN"
    }
  ]
}
```

The system returns the array with the assignment information. The `assignmentDate` is the current date and time.

### ↔ Sample Code

```
{
  "primaryKey": ""
  "userCourse": [
    {
      "componentTypeID": "COURSE",
```



```
    "componentID": "WRT-849",
    "revisionDate": 1456081860000,
    "studentID" : "JDOE",
    "personGUID" : ""
    "personExternalID" : ""
    "assignmentType": "OPT",
    "requiredDate": 1458055380000,
    "assignmentDate": 1456894800000
  }
]
```

**Parent topic:** [Assigning or Unassigning SAP SuccessFactors Learning Items to Users v2 \[page 2104\]](#)

## Related Information

[Assign Learning Items as Users or Managers \(UserCourses\) v2 \[page 2104\]](#)

[Assign Learning Items as Administrators \(UserCourses\) v2 \[page 2107\]](#)

[Unassign Learning Items as Users and Supervisors v2 \[page 2109\]](#)

### 9.8.2.1.3 Assigning or Unassigning SAP SuccessFactors Learning Programs to Users

Assign or remove the assignment of learning programs to users through a web service.

Learning programs are bundles of learning items that can be assigned to users as a bundle. Managing how they are assigned to users is the core function of the application. The learning program assignment web service assigns and removes the assignment from users.

Curricula also bundle courses together, but do so with more complex assignment rules.

You can build a client to assign learning items, curricula, or programs to users through one of these assigners:

- **The users themselves:** When a users assign learning items, curricula, or programs to themselves, that is called self-assignment. If you authorize to the web service as an individual user, your client can enable the user to self-assign.
- **Supervisors:** If you authorize to the web service as a user who is a learning manager, your client can enable supervisor assignments. A supervisor user ID is one that appears on another users' record in the summary section as the supervisor. Users can also have alternate supervisors defined. When a supervisor assigns learning, he or she assigns from their supervisor's catalog and not the users' catalogs. Put another way, a supervisor might have access to learning items or programs that employees do not.
- **Administrators:** If you authorize to the web service as an administrator, your client can enable administrator assignments. Learning administrators are often responsible for entire organizations.

[Assign Programs as Users or Supervisors v1 \[page 2114\]](#)

Assign learning programs to users as a user (self-assignment) or supervisor.

[Assign Programs as Administrators v1 \[page 2116\]](#)

Assign learning programs to users as an administrator.

[Unassign Programs as users or Supervisors v1 \[page 2118\]](#)

Unassign learning programs to users as a user (self-assignment) or supervisor.

[Unassign Programs as Administrators v1 \[page 2120\]](#)

Unassign learning programs to users as a user (self-assignment) or supervisor.

## Related Information

[Learning Curriculum Assignment Web Service \[page 2122\]](#)

### 9.8.2.1.3.1 Assign Programs as Users or Supervisors v1

Assign learning programs to users as a user (self-assignment) or supervisor.

You can build a client to assign learning items, curricula, or programs to users through one of these assigners:

- The users themselves: When a users assign learning items, curricula, or programs to themselves, that is called self-assignment. If you authorize to the web service as an individual user, your client can enable the user to self-assign.
- Supervisors: If you authorize to the web service as a user who is a learning manager, your client can enable supervisor assignments. A supervisor user ID is one that appears on another users' record in the summary section as the supervisor. Users can also have alternate supervisors defined. When a supervisor assigns learning, he or she assigns from their supervisor's catalog and not the users' catalogs. Put another way, a supervisor might have access to learning items or programs that employees do not.
- Administrators: If you authorize to the web service as an administrator, your client can enable administrator assignments. Learning administrators are often responsible for entire organizations.

#### → Remember

URL syntax cannot have spaces. If you are testing the call, in a browser tool, substitute %20 for white space in the URL.

## Assignment by Users

#### Sample Code

```
POST /learning/odatav4/public/user/userassignment-service/v1/UserPrograms
```

To add a self-assignment, POST as the user who wants to self-assign. In the body of the post, send the program ID and the type. Optionally, you can send the assignment type and date.

#### Sample Code

```
{
```

```

    "userProgram": [
      {
        "programID": "WBTPRO-931",
        "programTypeID": "OPEN_ENDED",
        "assignmentType": "OPT",
        "assignmentDate": 1458248400000
      }
    ]
  }

```

The system returns the array with the assignment information.

#### Sample Code

```

{
  "primaryKey": ""
  "userProgram": [1]
    0: {
      "programID": "WBTPRO-931"
      "programTypeID": "OPEN_ENDED"
      "studentID": ""
      "personGUID": ""
      "personExternalID": ""
      "assignmentTypeID": "OPT"
      "assignmentDate": 1458248400000
      "errorMessage": null
    }
  }
}

```

## Assignment by Supervisors

#### Sample Code

```
POST /learning/odatav4/public/user/userassignment-service/v1/UserPrograms
```

To add an assignment as a supervisor, POST as the assignee's supervisor. In the body of the post, send the program ID and the type. Optionally, you can send the assignment type and date.

#### Sample Code

```

{
  "userProgram": [
    {
      "programID": "WBTPRO-931",
      "programTypeID": "OPEN_ENDED",
      "studentID": "JDOE",
      "assignmentType": "OPT",
      "assignmentDate": 1458248400000
    }
  ]
}

```

The system returns the array with the assignment information.

## Sample Code

```
{
  "primaryKey": ""
  "userProgram": [1]
    0: {
      "programID": "WBTPRO-931"
      "programTypeID": "OPEN_ENDED"
      "studentID": ""
      "personGUID": ""
      "personExternalID": ""
      "assignmentTypeID": "OPT"
      "assignmentDate": 1458248400000
      "errorMessage": null
    }
}
```

**Parent topic:** [Assigning or Unassigning SAP SuccessFactors Learning Programs to Users \[page 2113\]](#)

## Related Information

[Assign Programs as Administrators v1 \[page 2116\]](#)

[Unassign Programs as users or Supervisors v1 \[page 2118\]](#)

[Unassign Programs as Administrators v1 \[page 2120\]](#)

### 9.8.2.1.3.2 Assign Programs as Administrators v1

Assign learning programs to users as an administrator.

You can build a client to assign learning items, curricula, or programs to users through one of these assigners:

- The users themselves: When a user assigns learning items, curricula, or programs to themselves, that is called self-assignment. If you authorize to the web service as an individual user, your client can enable the user to self-assign.
- Supervisors: If you authorize to the web service as a user who is a learning manager, your client can enable supervisor assignments. A supervisor user ID is one that appears on another user's record in the summary section as the supervisor. Users can also have alternate supervisors defined. When a supervisor assigns learning, he or she assigns from their supervisor's catalog and not the user's catalogs. Put another way, a supervisor might have access to learning items or programs that employees do not.
- Administrators: If you authorize to the web service as an administrator, your client can enable administrator assignments. Learning administrators are often responsible for entire organizations.

#### → Remember

URL syntax cannot have spaces. If you are testing the call, in a browser tool, substitute %20 for white space in the URL.

## Assignment by Administrators

### Sample Code

```
POST /learning/odatav4/public/admin/user-service/v1/UserPrograms
```

To add an assignment as a supervisor, POST as an administrator. In the body of the post, send the program ID and the type. Optionally, you can send the assignment type and date.

### Sample Code

```
{
  "userProgram": [
    {
      "programID": "WBTPRO-931",
      "programTypeID": "OPEN_ENDED",
      "studentID": "JDOE",
      "assignmentType": "OPT",
      "assignmentDate": 1458248400000
    }
  ]
}
```

The system returns the array with the assignment information.

### Sample Code

```
{
  "primaryKey": ""
  "userProgram": [1]
  0: {
    "programID": "WBTPRO-931"
    "programTypeID": "OPEN_ENDED"
    "studentID": ""
    "personGUID": ""
    "personExternalID": ""
    "assignmentTypeID": "OPT"
    "assignmentDate": 1458248400000
    "errorMessage": null
  }
}
```

**Parent topic:** [Assigning or Unassigning SAP SuccessFactors Learning Programs to Users \[page 2113\]](#)

## Related Information

[Assign Programs as Users or Supervisors v1 \[page 2114\]](#)

[Unassign Programs as users or Supervisors v1 \[page 2118\]](#)

[Unassign Programs as Administrators v1 \[page 2120\]](#)

### 9.8.2.1.3.3 Unassign Programs as users or Supervisors v1

Unassign learning programs to users as a user (self-assignment) or supervisor.

You can build a client to remove learning item, curriculum or program assignments for users through one of these users:

- The users themselves: When a users assign learning items, curricula, or programs to themselves, that is called self-assignment. Users can remove a self-assigned learning item, curriculum, or program. If you authorize to the web service as an individual user, your client can enable the user to remove self-assignments.
- Supervisors: If you authorize to the web service as a user who is a learning manager, your client can enable supervisors to remove assignments. A supervisor user ID is one that appears on another users' record in the summary section as the supervisor. Users can also have alternate supervisors defined. When a supervisor assigns learning, he or she assigns from their supervisor's catalog and not the users' catalogs. Put another way, a supervisor might have access to learning items or programs that employees do not.
- Administrators: If you authorize to the web service as an administrator, your client can enable administrators to remove assignments. Learning administrators are often responsible for entire organizations.

#### → Remember

URL syntax cannot have spaces. If you are testing the call, in a browser tool, substitute %20 for white space in the URL.

#### → Remember

In OData, each entity type/set needs to have primary key. `PUT` calls must have a primary key in both the URL of the `PUT` and in the payload, this is per ODATA standard. When you update a collection of complex types, that collection does not have a primary key. But you still must provide a wrapper primary key. As a result, you provide an empty primary key in both places: the URL and the payload.

## Unassignment by Users

#### ↻ Sample Code

```
PUT /learning/odatav4/public/user/userassignment-service/v1/UserPrograms( ' ')
```

To remove a self-assignment, `PUT` as the user who wants to self-assign. In the body of the post, send the program ID and the type. Optionally, you can send the assignment type and date.

#### ↻ Sample Code

```
{
  "primaryKey": ""
  "userProgram": [
    {
      "programID": "WBTPRO-931",
      "programTypeID": "OPEN_ENDED",
      "assignmentType": "OPT",
      "assignmentDate": 1458248400000
    }
  ]
}
```

```
]
}
```

The system returns the array with the assignment information.

#### Sample Code

```
{
  "@odata.context": "$metadata#UserPrograms/$entity"
  "primaryKey": ""
  "userProgram": [1]
    0: {
      "programID": "WBTPRO-931"
      "programTypeID": "OPEN_ENDED"
      "studentID": null
      "assignmentTypeID": "OPT"
      "assignmentDate": 1458248400000
      "errorMessage": null
    }
}
```

## Assignment by Supervisors

#### Sample Code

```
PUT /learning/odatav4/public/user/userassignment-service/v1/UserPrograms('')
```

To remove an assignment as a supervisor, PUT as the assignee's supervisor. In the body of the post, send the user, program ID, and the type.

#### Sample Code

```
{
  "primaryKey": ""
  "userProgram": [
    {
      "programID": "WBTPRO-931",
      "programTypeID": "OPEN_ENDED",
      "studentID": "JDOE",
      "assignmentType": "OPT",
      "assignmentDate": 1458248400000
    }
  ]
}
```

The system returns the array with the unassignment information.

#### Sample Code

```
{
  "@odata.context": "$metadata#UserPrograms/$entity"
  "primaryKey": ""
  "userProgram": [1]
    0: {
      "programID": "WBTPRO-931"
```

```
"programTypeID": "OPEN_ENDED"  
"studentID": "JDOE"  
"assignmentTypeID": "OPT"  
"assignmentDate": 1458248400000  
"errorMessage": null  
}  
}
```

**Parent topic:** [Assigning or Unassigning SAP SuccessFactors Learning Programs to Users \[page 2113\]](#)

## Related Information

[Assign Programs as Users or Supervisors v1 \[page 2114\]](#)

[Assign Programs as Administrators v1 \[page 2116\]](#)

[Unassign Programs as Administrators v1 \[page 2120\]](#)

### 9.8.2.1.3.4 Unassign Programs as Administrators v1

Unassign learning programs to users as a user (self-assignment) or supervisor.

You can build a client to remove learning item, curriculum or program assignments for users through one of these users:

- The users themselves: When a users assign learning items, curricula, or programs to themselves, that is called self-assignment. Users can remove a self-assigned learning item, curriculum, or program. If you authorize to the web service as an individual user, your client can enable the user to remove self-assignments.
- Supervisors: If you authorize to the web service as a user who is a learning manager, your client can enable supervisors to remove assignments. A supervisor user ID is one that appears on another users' record in the summary section as the supervisor. Users can also have alternate supervisors defined. When a supervisor assigns learning, he or she assigns from their supervisor's catalog and not the users' catalogs. Put another way, a supervisor might have access to learning items or programs that employees do not.
- Administrators: If you authorize to the web service as an administrator, your client can enable administrators to remove assignments. Learning administrators are often responsible for entire organizations.

#### → Remember

URL syntax cannot have spaces. If you are testing the call, in a browser tool, substitute %20 for white space in the URL.

#### → Remember

In OData, each entity type/set needs to have primary key. PUT calls must have a primary key in both the URL of the PUT and in the payload, this is per ODATA standard. When you update a collection of complex types, that collection does not have a primary key. But you still must provide a wrapper primary key. As a result, you provide an empty primary key in both places: the URL and the payload.



## Unassignment by Administrators

### Sample Code

```
PUT /learning/odatav4/public/admin/user-service/v1/UserPrograms('')
```

To remove an assignment as a supervisor, PUT as an administrator. In the body of the post, send the user ID, program ID, and the type.

### Sample Code

```
{
  "primaryKey": ""
  "userProgram": [
    {
      "programID": "WBTPRO-931",
      "programTypeID": "OPEN_ENDED",
      "studentID": "JDOE",
      "assignmentType": "OPT",
      "assignmentDate": 1458248400000
    }
  ]
}
```

The system returns the array with the assignment information.

### Sample Code

```
{
  "primaryKey": ""
  "userProgram": [1]
    0: {
      "programID": "WBTPRO-931"
      "programTypeID": "OPEN_ENDED"
      "studentID": ""
      "personGUID": ""
      "personExternalID": ""
      "assignmentTypeID": "OPT"
      "assignmentDate": 1458248400000
      "errorMessage": null
    }
}
```

Parent topic: [Assigning or Unassigning SAP SuccessFactors Learning Programs to Users \[page 2113\]](#)

## Related Information

[Assign Programs as Users or Supervisors v1 \[page 2114\]](#)

[Assign Programs as Administrators v1 \[page 2116\]](#)

[Unassign Programs as users or Supervisors v1 \[page 2118\]](#)

## 9.8.2.1.4 Learning Curriculum Assignment Web Service

The learning curriculum assignment web service assigns curricula to users.

Curricula are bundles of courses that can be assigned as a bundle to users. They are typically used by companies that have complex rules for assignment: rules that are written by an oversight agency. This web service makes the assignment.

An alternative way to assign bundles to users is through learning programs.

[Assign Curricula as Users or Supervisors v1 \[page 2122\]](#)

Assign curricula to users as a user (self-assignment) or supervisor.

[Assign Curricula as Administrators v1 \[page 2124\]](#)

Assign curricula to users as an administrator.

[Unassigning Curricula as User or Supervisor v1 \[page 2126\]](#)

Unassign curricula to users as a user (self-assignment) or supervisor.

[Unassigning Curricula as Administrators v1 \[page 2128\]](#)

Unassign curricula to users as an administrator.

### Related Information

[Assigning or Unassigning SAP SuccessFactors Learning Programs to Users \[page 2113\]](#)

### 9.8.2.1.4.1 Assign Curricula as Users or Supervisors v1

Assign curricula to users as a user (self-assignment) or supervisor.

You can build a client to assign learning items, curricula, or programs to users through one of these assigners:

- The users themselves: When a users assign learning items, curricula, or programs to themselves, that is called self-assignment. If you authorize to the web service as an individual user, your client can enable the user to self-assign.
- Supervisors: If you authorize to the web service as a user who is a learning manager, your client can enable supervisor assignments. A supervisor user ID is one that appears on another users' record in the summary section as the supervisor. Users can also have alternate supervisors defined. When a supervisor assigns learning, he or she assigns from their supervisor's catalog and not the users' catalogs. Put another way, a supervisor might have access to learning items or programs that employees do not.
- Administrators: If you authorize to the web service as an administrator, your client can enable administrator assignments. Learning administrators are often responsible for entire organizations.

In OData, each entity type/set needs to have primary key. PUT calls must have a primary key in both the URL of the PUT and in the payload, this is per ODATA standard. When you update a collection of complex types, that collection does not have a primary key. But you still must provide a wrapper primary key. As a result, you provide an empty primary key in both places: the URL and the payload.

## → Remember

URL syntax cannot have spaces. If you are testing the call, in a browser tool, substitute %20 for white space in the URL.

## Assignment by Users

### ↔ Sample Code

```
POST /learning/odatav4/public/user/curriculum-service/v1/Curricula
```

To add a self-assignment, POST as the user who wants to self-assign.

### ↔ Sample Code

```
{
  "primaryKey": "",
  "curricula": [
    {
      "qualificationID": "CUR-123",
      "assignmentDate": 1428506077000,
      "priority": 2
    }
  ]
}
```

The system returns the assignment information.

### ↔ Sample Code

```
{
  "value": [
    {
      "studentID": "",
      "personGUID": "",
      "personExternalID": "",
      "qualificationID": "",
      "assignmentDate": 1199125800000,
      "priority": 1,
      "criteria": null
    }
  ]
}
```

## Assignment by Supervisors

### ↔ Sample Code

```
POST /learning/odatav4/public/user/curriculum-service/v1/Curricula
```

To add an assignment as a supervisor, POST as the assignee's supervisor.

#### Sample Code

```
{
  "primaryKey": "",
  "curricula": [
    {
      "studentID": "JDOE",
      "qualificationID": "CUR-123",
      "assignmentDate": 1428506077000,
      "priority": 2
    }
  ]
}
```

The system returns the assignment information.

#### Sample Code

```
{
  "value": [
    {
      "studentID": "",
      "personGUID": "",
      "personExternalID": "",
      "qualificationID": "",
      "assignmentDate": 1199125800000,
      "priority": 1,
      "criteria": null
    }
  ]
}
```

**Parent topic:** [Learning Curriculum Assignment Web Service \[page 2122\]](#)

## Related Information

[Assign Curricula as Administrators v1 \[page 2124\]](#)

[Unassigning Curricula as User or Supervisor v1 \[page 2126\]](#)

[Unassigning Curricula as Administrators v1 \[page 2128\]](#)

### 9.8.2.1.4.2 Assign Curricula as Administrators v1

Assign curricula to users as an administrator.

You can build a client to assign learning items, curricula, or programs to users through one of these assigners:

- The users themselves: When a users assign learning items, curricula, or programs to themselves, that is called self-assignment. If you authorize to the web service as an individual user, your client can enable the user to self-assign.

- Supervisors: If you authorize to the web service as a user who is a learning manager, your client can enable supervisor assignments. A supervisor user ID is one that appears on another users' record in the summary section as the supervisor. Users can also have alternate supervisors defined. When a supervisor assigns learning, he or she assigns from their supervisor's catalog and not the users' catalogs. Put another way, a supervisor might have access to learning items or programs that employees do not.
- Administrators: If you authorize to the web service as an administrator, your client can enable administrator assignments. Learning administrators are often responsible for entire organizations.

In OData, each entity type/set needs to have primary key. PUT calls must have a primary key in both the URL of the PUT and in the payload, this is per ODATA standard. When you update a collection of complex types, that collection does not have a primary key. But you still must provide a wrapper primary key. As a result, you provide an empty primary key in both places: the URL and the payload.

### → Remember

URL syntax cannot have spaces. If you are testing the call, in a browser tool, substitute %20 for white space in the URL.

## Assignment by Administrators

### ↔ Sample Code

```
POST /learning/odatav4/public/admin/curriculum-service/v1/Curricula
```

To add an assignment as an administrator, POST as an administrator.

### ↔ Sample Code

```
{
  "primaryKey": "",
  "curricula" : [
    {
      "studentID": "user01",
      "personGUID": "",
      "personExternalID": "",
      "qualificationID": "qual-01",
      "assignmentDate": 1199125800000,
      "priority": 1
    },
    {
      ...
    }
  ]
}
```

The system returns the array with the assignment information.

### ↔ Sample Code

```
{
  "value": [
    {
      "studentID": "",

```

```
"personGUID": "",
"personExternalID": "",
"qualificationID": "",
"assignmentDate": 1199125800000,
"priority": 1,
"criteria": null
}
]
```

Parent topic: [Learning Curriculum Assignment Web Service \[page 2122\]](#)

## Related Information

[Assign Curricula as Users or Supervisors v1 \[page 2122\]](#)

[Unassigning Curricula as User or Supervisor v1 \[page 2126\]](#)

[Unassigning Curricula as Administrators v1 \[page 2128\]](#)

### 9.8.2.1.4.3 Unassigning Curricula as User or Supervisor v1

Unassign curricula to users as a user (self-assignment) or supervisor.

You can build a client to remove learning item, curriculum or program assignments for users through one of these users:

- The users themselves: When a users assign learning items, curricula, or programs to themselves, that is called self-assignment. Users can remove a self-assigned learning item, curriculum, or program. If you authorize to the web service as an individual user, your client can enable the user to remove self-assignments.
- Supervisors: If you authorize to the web service as a user who is a learning manager, your client can enable supervisors to remove assignments. A supervisor user ID is one that appears on another users' record in the summary section as the supervisor. Users can also have alternate supervisors defined. When a supervisor assigns learning, he or she assigns from their supervisor's catalog and not the users' catalogs. Put another way, a supervisor might have access to learning items or programs that employees do not.
- Administrators: If you authorize to the web service as an administrator, your client can enable administrators to remove assignments. Learning administrators are often responsible for entire organizations.

#### → Remember

URL syntax cannot have spaces. If you are testing the call, in a browser tool, substitute %20 for white space in the URL.

#### → Remember

In OData, each entity type/set needs to have primary key. PUT calls must have a primary key in both the URL of the PUT and in the payload, this is per ODATA standard. When you update a collection of complex types, that collection does not have a primary key. But you still must provide a wrapper primary key. As a result, you provide an empty primary key in both places: the URL and the payload.

## Unassignment by Users

### Sample Code

```
PUT /learning/odatav4/public/user/curriculum-service/v1/Curricula('')
```

To remove a self-assignment, PUT as the user who wants to self-assign.

### Sample Code

```
{
  "primaryKey": "",
  "curricula" : [
    {
      "studentID": "user01",
      "personGUID": "",
      "personExternalID": "",
      "qualificationID": "qual-01"
    },
    {
      "studentID": "user01",
      "personGUID": "",
      "personExternalID": "",
      "qualificationID": "qual-02"
    }
  ]
}
```

The system returns the assignment information.

### Sample Code

```
{
  "value": [
    {
      "studentID": "",
      "personGUID": "",
      "personExternalID": "",
      "qualificationID": "",
      "assignmentDate": 1199125800000,
      "priority": 1,
      "criteria": null
    }
  ]
}
```

## Unsignment by Supervisors

### Sample Code

```
PUT /learning/odatav4/public/user/curriculum-service/v1/Curricula('')
```

To remove an assignment as a supervisor, PUT as the assignee's supervisor.

### Sample Code

```
{
  "primaryKey": "",
  "curricula" : [
    {
      "studentID": "user01",
      "personGUID": "",
      "personExternalID": "",
      "qualificationID": "qual-01"
    },
    {
      "studentID": "user01",
      "personGUID": "",
      "personExternalID": "",
      "qualificationID": "qual-02"
    }
  ]
}
```

The system returns the assignment information.

### Sample Code

```
{
  "value": [
    {
      "studentID": "",
      "personGUID": "",
      "personExternalID": "",
      "qualificationID": "",
      "assignmentDate": 1199125800000,
      "priority": 1,
      "criteria": null
    }
  ]
}
```

Parent topic: [Learning Curriculum Assignment Web Service \[page 2122\]](#)

## Related Information

[Assign Curricula as Users or Supervisors v1 \[page 2122\]](#)

[Assign Curricula as Administrators v1 \[page 2124\]](#)

[Unassigning Curricula as Administrators v1 \[page 2128\]](#)

### 9.8.2.1.4.4 Unassigning Curricula as Administrators v1

Unassign curricula to users as an administrator.

You can build a client to remove learning item, curriculum or program assignments for users through one of these users:



- The users themselves: When a users assign learning items, curricula, or programs to themselves, that is called self-assignment. Users can remove a self-assigned learning item, curriculum, or program. If you authorize to the web service as an individual user, your client can enable the user to remove self-assignments.
- Supervisors: If you authorize to the web service as a user who is a learning manager, your client can enable supervisors to remove assignments. A supervisor user ID is one that appears on another users' record in the summary section as the supervisor. Users can also have alternate supervisors defined. When a supervisor assigns learning, he or she assigns from their supervisor's catalog and not the users' catalogs. Put another way, a supervisor might have access to learning items or programs that employees do not.
- Administrators: If you authorize to the web service as an administrator, your client can enable administrators to remove assignments. Learning administrators are often responsible for entire organizations.

#### → Remember

URL syntax cannot have spaces. If you are testing the call, in a browser tool, substitute %20 for white space in the URL.

#### → Remember

In OData, each entity type/set needs to have primary key. `PUT` calls must have a primary key in both the URL of the `PUT` and in the payload, this is per ODATA standard. When you update a collection of complex types, that collection does not have a primary key. But you still must provide a wrapper primary key. As a result, you provide an empty primary key in both places: the URL and the payload.

## Unassignment by Administrators

#### ↔ Sample Code

```
PUT /learning/odatav4/public/admin/curriculum-service/v1/Curricula('')
```

To remove an assignment as a supervisor, `PUT` as an administrator.

#### ↔ Sample Code

```
{
  "primaryKey": "",
  "curricula" : [
    {
      "studentID": "user01",
      "personGUID": "",
      "personExternalID": "",
      "qualificationID": "qual-01"
    },
    {
      "studentID": "user01",
      "personGUID": "",
      "personExternalID": "",
      "qualificationID": "qual-02"
    }
  ]
}
```

The system returns the array with the assignment information.

#### Sample Code

```
{
  "value": [
    {
      "studentID": "",
      "personGUID": "",
      "personExternalID": "",
      "qualificationID": "",
      "assignmentDate": 1199125800000,
      "priority": 1,
      "criteria": null
    }
  ]
}
```

Parent topic: [Learning Curriculum Assignment Web Service \[page 2122\]](#)

## Related Information

[Assign Curricula as Users or Supervisors v1 \[page 2122\]](#)

[Assign Curricula as Administrators v1 \[page 2124\]](#)

[Unassigning Curricula as User or Supervisor v1 \[page 2126\]](#)

### 9.8.2.1.5 Getting Users' Learning Plan Information with a Web Service

Find the courses, programs, and other learning objects on users' learning plans.

You often want to get users' learning assignments (their learning plans) so that you can see what they are assigned. This is often a first call to match one user with the courses, programs, and other objects on their *My Assignments* tile. After returning their assignments, you can return the objects that are on users' learning plans, look for available scheduled offerings for the learning item assignments, and so on.

You can see users' learning plans in the administration environment in ► [Users](#) ► [Users](#) ► [Assignments](#) ►. Users know their learning plan as the courses in their *My Assignments* tile.

[Get Learning Assignments \[page 2131\]](#)

Get users' learning plans through a search.

[Get Available Scheduled Offerings Sample Call \[page 2133\]](#)

Use this sample call to see how you can structure your call to the Get Available Scheduled Offering web service.

[Get Learning Item Details \[page 2134\]](#)

Get the details of a learning item.

[Get Learning Item Prerequisites \[page 2136\]](#)

Get the prerequisites for a learning item.

[Get Documents Related to Assigned Learning Items \[page 2138\]](#)

Get the documents related to a learning item on users' learning plans.

## 9.8.2.1.5.1 Get Learning Assignments

Get users' learning plans through a search.

### → Remember

URL syntax cannot have spaces. If you are testing the call, in a browser tool, substitute %20 for white space in the URL.

### ↗ Sample Code

```
GET /learning/odatav4/public/user/learningPlan/v1/UserTodoLearningItems
?$filter=criteria/maxRowNum eq 10 and
criteria/retrieveLinkedSchedules eq 'true' and
criteria/includeVLSlink eq true and
criteria/includeSurveys eq true
```

Unlike other sample calls, we include `MaxRowNum` as a criteria because it is a special case. Unlike other OData services that page with the `$top`, `$skip`, and `$count` parameters, this service uses `MaxRowSize`. We strongly recommend that you limit your calls to a reasonable size of rows.

## Response: UserTodoLearningItems

### ↗ Output Code

```
{
  "value": [
    {
      "sku": "SKU-5841",
      "cpnt_classification": "TIME-BASED",
      "isUserRequestsEnabled": true,
      "title": "title",
      "description": "description",
      "status": "Y,E,N,N,2081,-7,-1,-1,N,N,N,N,N,Y,N,N,Y",
      "userID": "M",
      "componentTypeID": "AUS_TYPE",
      "componentTypeDesc": "AUS_TYPE",
      "componentID": "Item1",
      "componentKey": 5401,
      "componentLength": 8,
      "contactHours": null,
      "creditHours": null,
      "cpeHours": null,
      "revisionDate": 1444873680000,
      "assignedDate": 1479772800000,
      "availableNewRevision": false,
      "revisionNumber": "1",
      "requiredDate": 1480568399000,
    }
  ]
}
```

```

"daysRemaining": 9,
"addUser": "A",
"addUserName": "ADMIN",
"addUserTypeLabelID": "Admin",
"orderItemID": null,
"usedOrderTicketNumber": null,
"usedOrderTicketSequence": null,
"onlineLaunched": false,
"origin": "Directly Assigned",
"cdpGoalID": null,
"seqNumber": 90322,
"scheduleID": null,
"qualificationID": null,
"rootQualificationID": null,
"qualTitle": null,
"isRequired": null,
"orderItemStatusTypeID": null,
"showInCatalog": true,
"requirementTypeDescription": "Area of Responsibility",
"requirementTypeID": "AOR",
"hasOnlinePart": false,
"itemDetailsDeeplink": null,
"courseDeeplink": null,
"criteria": null,
"linkedSchedules": [
  3601
],
"programType": null,
"programEndDate": null,
"programStartDate": null,
"programDuration": null,
"programDurationType": null,
"programDeeplink": null,
"vlsLink": null,
"studentSurveyID": null,
"itemSurveyID": null,
"surveyID": null,
"surveyLevel": null,
"surveydesc": null,
"surveyStatusID": null,
"surveyDeepLink": null
},
{...}
]
}

```

**Parent topic:** [Getting Users' Learning Plan Information with a Web Service \[page 2130\]](#)

## Related Information

[Get Available Scheduled Offerings Sample Call \[page 2133\]](#)

[Get Learning Item Details \[page 2134\]](#)

[Get Learning Item Prerequisites \[page 2136\]](#)

[Get Documents Related to Assigned Learning Items \[page 2138\]](#)

## 9.8.2.1.5.2 Get Available Scheduled Offerings Sample Call

Use this sample call to see how you can structure your call to the Get Available Scheduled Offering web service.

### → Remember

URL syntax cannot have spaces. If you are testing the call, in a browser tool, substitute %20 for white space in the URL.

### ↔ Sample Code

This sample contains line breaks for formatting.

```
GET learning/odatav4/public/user/learningPlan/v1/Scheduledofferings?
$filter=lisCriteria/itemID eq 'I20'
and lisCriteria/itemTypeID eq 'COURSE'
and lisCriteria/revisionDate eq 1456222920000
```

A scheduled offering is a course that has been scheduled to take place at a particular time and place. For example, if you schedule an orientation course every month, then the single orientation course has twelve scheduled offerings per year. It is offered in January, February, March, and so on.

## Response: Scheduledofferings

### ↔ Sample Code

```
{
  "value": [
    {
      "scheduleID": 7545,
      "description": null,
      "componentTypeID": "COURSE",
      "componentID": "I20",
      "revisionDate": 1456222920000,
      "price": 0,
      "instructors": [
        {
          "instructorID": "Inst-1",
          "lastName": "",
          "firstName": "",
          "middleInitial": "",
          "primary": true
        }
      ],
      "startDateTime": 1465788600000,
      "endDateTime": 1465817400000,
      "days": 1,
      "locationDescription": null,
      "facilityDescription": "Amsterdam Office",
      "scheduleStatus": 10,
      "selfEnrollable": true,
      "timeZoneID": "Asia/Calcutta",
      "displayInScheduleTimeZone": true,
      "maxEnrollment": 10,
      "enrolledCount": 0,
      "enrollStatusTypeID": null,
    }
  ]
}
```

```

    "enrollSeatID": null,
    "addUser": null,
    "userCanWaitlist": true,
    "chargebackMethod": "NO CHARGE",
    "itemChargeBackMethod": "NO CHARGE",
    "scheduleCanOverridePrice": true,
    "timeZoneLabelValue": "Asia/Calcutta",
    "scheduleStatusValue": "Open Seats are available",
    "currencyCode": "INR",
    "currencyDesc": "Indian Rupee",
    "availableSeatCount": 10,
    "lisCriteria": null
    "scheduledOfferingDeepLink": "https://etc..."
  },
  ..
]
}

```

Parent topic: [Getting Users' Learning Plan Information with a Web Service \[page 2130\]](#)

## Related Information

[Get Learning Assignments \[page 2131\]](#)

[Get Learning Item Details \[page 2134\]](#)

[Get Learning Item Prerequisites \[page 2136\]](#)

[Get Documents Related to Assigned Learning Items \[page 2138\]](#)

### 9.8.2.1.5.3 Get Learning Item Details

Get the details of a learning item.

#### → Remember

URL syntax cannot have spaces. If you are testing the call, in a browser tool, substitute %20 for white space in the URL.

#### ↗ Sample Code

```

GET /learning/odatav4/learningPlan/v1/LearningItemDetails
?$filter=lisCriteria/itemID eq '1147305822'
and lisCriteria/itemTypeID eq 'COURSE'
and lisCriteria/revisionDate eq 1147304737000

```

## Response: LearningItemDetails

### Sample Code

```
"value": [
  {
    "pkID": "1147305822-COURSE-1147304737000",
    "componentTypeID": "COURSE",
    "componentID": "1147305822",
    "revisionDate": 1147304737000,
    "componentKey": 1034,
    "title": "Workplace Safety",
    "description": "This course is required for all workers. It teaches safety
for the workplace",
    "htmlDescription": null,
    "revisionNo": 2,
    "sourceID": Skillsoft,
    "domainID": "PUBLIC",
    "deliveryMethodID": null,
    "requirementTypeID": null,
    "safetyRelated": false,
    "approved": false,
    "notActive": false,
    "reviserName": null,
    "approvedBy": null,
    "approvalTimestamp": null,
    "lessonPlanFilename": null,
    "targetAudience": null,
    "contactName": null,
    "contactHours": null,
    "creditHours": null,
    "cpeHours": null,
    "defaultInitialNumber": null,
    "defaultInitialPeriodTypeID": null,
    "defaultInitialBasisTypeID": null,
    "initialPeriodLabelID": null,
    "initialBasisLabelID": null,
    "defaultRetrainingNumber": null,
    "defaultRetrainingPeriodTypeID": null,
    "defaultRetrainingBasisTypeID": null,
    "retrainingPeriodLabelID": null,
    "retrainingBasisLabelID": null,
    "comments": null,
    "instructorMaterials": null,
    "studentMaterials": null,
    "gradingOption": 3,
    "createTimestamp": 1144641600000,
    "componentGoals": null,
    "lastUpdateUser": "UTIL_UPGRADE",
    "totalLength": null,
    "prepLength": null,
    "minEnrollment": 5,
    "maxEnrollment": 10,
    "enrollmentThresDays": null,
    "autoFillEnrollment": false,
    "waitlistRemainderSentTimestamp": null,
    "autoCompetency": false,
    "classification": "PHYSICAL GOOD",
    "chargebackMethod": "BUYER-AUTHORIZED ACCT",
    "catalogSKU": "SKU-1218",
    "scheduleCanOverridePrice": true,
    "productionReady": true,
    "studentCanRecordLearningEvents": false,
    "supervisorCanRecordLearningEvents": false,
    "approvalRequired": false,
    "processDefinitionID": null,
  }
]
```

```

"processDescription": null,
"sourceDescription": null,
"domainDescription": "Default Public Access Domain",
"deliveryMethodDescription": null,
"requirementTypeDescription": null,
"chargeBackMethodLabelID":
"data.chgbckmethod.ChargeBuyersAuthorizedAccountCode",
"componentClassificationLabelID": "data.cpntclassification.PhysicalGood",
"forumID": null,
"rating": null,
"enableRating": false,
"includePreviousRevisionRating": true,
"shippingRequired": false,
"selfEnrollment": false,
"isBlendedLearningRegisterRequired": true,
"eSigEnabled": false,
"isUserRequestsEnabled": true,
"userCanWaitlist": true,
"componentTypeDesc": "COURSE",
"enableOrder": true,
"checkAuthorizedInstructor": false,
"checklistEnabled": false,
"isAuthorizedObserver": false,
"checklistCompletionStatusID": null,
"checklistFailureStatusID": null,
"checklistObserverTypeID": null,
"thumbnailURI": null,
"classificationLabelValue": "Other",
"chargebackMethodLabelValue": "Charge to Buyer's Authorized Account Code",
"itemDetailsDeeplink": "https://..."
"courseDeeplink": "https://..."
"lisCriteria": null
  }
]
}

```

Parent topic: [Getting Users' Learning Plan Information with a Web Service \[page 2130\]](#)

## Related Information

[Get Learning Assignments \[page 2131\]](#)

[Get Available Scheduled Offerings Sample Call \[page 2133\]](#)

[Get Learning Item Prerequisites \[page 2136\]](#)

[Get Documents Related to Assigned Learning Items \[page 2138\]](#)

### 9.8.2.1.5.4 Get Learning Item Prerequisites

Get the prerequisites for a learning item.

#### → Remember

URL syntax cannot have spaces. If you are testing the call, in a browser tool, substitute %20 for white space in the URL.



## Sample Code

```
GET /learning/odatav4/learningPlan/v1/LearningItemPrerequisites
?$filter=lisCriteria/itemID eq '1147305822'
and lisCriteria/itemTypeID eq 'COURSE'
and lisCriteria/revisionDate eq 1147304737000
```

## Response: LearningItemPrerequisites

### Sample Code

```
{
  "value": [
    {
      "pkID": "NetSecurity-COURSE-1358458920000",
      "componentTypeID": "COURSE",
      "componentID": "Net101",
      "revisionDate": 1358458920000,
      "prerequisitesGroupItem": [
        {
          "prerequisiteComplete": false,
          "isAvailableInStudentCatalog": true,
          "isInLearningPlan": false,
          "prerequisiteCompleteInfo": null,
          "prerequisiteCompletionDate": null,
          "prerequisiteGroupID": "f845d710-555d-420a-8e93-07da713e912d",
          "groupName": "prereq_group_1",
          "groupOrder": 0,
          "prerequisiteItemOrder": 2,
          "prerequisiteRevisionNumber": "1",
          "title": "Networking 101",
          "groupNameLabelKey": null,
          "prerequisiteComponentClassificationType": "TIME-BASED",
          "prerequisiteComponentTypeID": "COURSE",
          "prerequisiteComponentID": "Net101",
          "prerequisiteRevisionDate": 1358458020000
        },
        ...(additional prerequisites)...
      ],
      "lisCriteria": null
    }
  ]
}
```

Parent topic: [Getting Users' Learning Plan Information with a Web Service \[page 2130\]](#)

## Related Information

[Get Learning Assignments \[page 2131\]](#)

[Get Available Scheduled Offerings Sample Call \[page 2133\]](#)

[Get Learning Item Details \[page 2134\]](#)

## 9.8.2.1.5.5 Get Documents Related to Assigned Learning Items

Get the documents related to a learning item on users' learning plans.

### → Remember

URL syntax cannot have spaces. If you are testing the call, in a browser tool, substitute %20 for white space in the URL.

### ↗ Sample Code

```
GET /learning/odatav4/learningPlan/v1/LearningItemDocuments
?$filter=lisCriteria/itemID eq '1147305822'
and lisCriteria/itemTypeID eq 'COURSE'
and lisCriteria/revisionDate eq 1147304737000
```

## Response: LearningItemDocuments

### ↗ Output Code

```
{
  value: [1]
  0:{
    pkID: "Net101-COURSE-1147304730000"
    componentTypeID: "COURSE"
    componentID: "Net101"
    revisionDate: 1147304730000
    documentID: "Net101_IB"
    reviewFlag: false
    documentTitle: "Networking 101 Instructor Book"
    documentLocation: "https://docs.me.com/courses/net101/Net101_IB.pdf"
    lisCriteria: null
  }
}
```

**Parent topic:** [Getting Users' Learning Plan Information with a Web Service \[page 2130\]](#)

## Related Information

[Get Learning Assignments \[page 2131\]](#)

[Get Available Scheduled Offerings Sample Call \[page 2133\]](#)

[Get Learning Item Details \[page 2134\]](#)

[Get Learning Item Prerequisites \[page 2136\]](#)

## 9.8.2.1.6 Getting Users' Learning History with a Web Service

Use the learning history web service to return the list of courses that a user has been assigned and then completed.

When users finish a course and learning events are recorded, the course is added to users' learning history. You can retrieve users' learning history when you want to report on the courses that they completed and when.

[Get Learning History \[page 2139\]](#)

Learning history is the set of courses, or learning items, that users have finished (successfully or unsuccessfully).

### 9.8.2.1.6.1 Get Learning History

Learning history is the set of courses, or learning items, that users have finished (successfully or unsuccessfully).

#### Sample Code

```
GET /learning/odatav4/public/user/learningHistory/v1/learninghistorys?
$filter=criteria/maximumToRetrieve eq 10 and
criteria/includeDeepLink eq true
```

#### Response: learninghistorys

#### Output Code

```
{
  "value": [
    {
      "componentTypeID": "TYPE",
      "componentID": "ITM2",
      "revisionDate": 1302846720000,
      "title": "title",
      "revisionNumber": "1",
      "completionStatusID": "PASS",
      "provideCredit": true,
      "studentComponentID": null,
      "instructorName": "Instructor",
      "grade": null,
      "totalHours": 8,
      "creditHours": null,
      "contactHours": null,
      "cpeHours": null,
      "comments": null,
      "esigUsername": null,
      "lastUpdateTimestamp": 1453091987000,
      "esigMeaningCode": null,
      "scheduleID": null,
      "componentKey": null,
      "reviewContentAllowed": null,
      "rating": null,
      "seqNum": null,
      "enableRating": false,
      "formattedRevisionDate": "4/15/2011",
```

```
"completionDate": 1452613560000,
"status": "PASS",
"ratingDate": null,
"ratingPending": null,
"lastCompletionDate": 1452613560000,
"certificateLink": "https://[root]/learning/user/...",
"onlineContentLink": null,
"criteria": null
}
]
}
```

Parent topic: [Getting Users' Learning History with a Web Service \[page 2139\]](#)

## 9.8.2.2 Managing LMS Users

### 9.8.2.2.1 Searching for SAP SuccessFactors Learning Users with a Web Service

Use student search to find end-users in SAP SuccessFactors Learning.

The name **student** is a way of distinguishing the types of users in SAP SuccessFactors Learning. The Student Search web service finds end-users who are assigned learning as opposed to administrators who set up the learning or instructors who teach courses.

In most cases, every person in your company is a student, even if individuals are also administrators and instructors. When you search for students, you return information that applies to the people in your company in the role of a learning. For example, student search does **not** return the facilities that a person usually teaches in because "facilities that a person usually teaches in" is an attribute of that person as an instructor, not a student.

[GET Students Call \[page 2141\]](#)

Use the method, service, version, entity, and criteria information to build a search client for LMS users (students).

[Student Search Response Body \[page 2141\]](#)

## Related Information

[Search Filter and Operator Support \[page 2247\]](#)

[GET Students Call \[page 2141\]](#)

## 9.8.2.2.1.1 GET Students Call

Use the method, service, version, entity, and criteria information to build a search client for LMS users (students).

### Sample Code

```
GET /learning/odatav4/searchStudent/v1/Students?$filter=criteria...
```

This call shows the service, criteria (if applicable), and entity that you want for the business task you want to accomplish. To see descriptions of the data of the entity, data types, related entities, and requirements, please call the service metadata: `GET /learning/odatav4/public/<admin or user>/<service name>/<version>/$metadata`.

**Parent topic:** [Searching for SAP SuccessFactors Learning Users with a Web Service \[page 2140\]](#)

## Related Information

[Student Search Response Body \[page 2141\]](#)

[Search Filter and Operator Support \[page 2247\]](#)

## 9.8.2.2.1.2 Student Search Response Body

### Output Code

```
{
  "value":
  [
    {
      "studentID": "",
      "personGUID": "",
      "personExternalID": "",
      "empStatID": "ACT",
      "empTypID": "1",
      "regularTempID": "",
      "fulltime": "Yes",
      "jobLocID": "FRA",
      "jobPosID": "MANAGER",
      "domainID": "IT",
      "orgID": "IT",
      "compID": "",
      "lastName": "Aberts",
      "firstName": "Tammy",
      "middleName": "E",
      "notActive": "Yes",
      "addr": "123 Maple St",
      "city": "Alexandria",
      "state": "VA",
      "postal": "22302",
      "cntry": "US",
      "superField": "BRTMCCORMICK",
    }
  ]
}
```

```
    "hireDate": 1430319600000,
    "termDate": null,
    "emailAddr": "tammy.aberts@localhost.int",
    "hasAccess": "Yes",
    "selfReg": "",
    "locked": "No",
    "regionID": "Americas",
    "roleID": "DEFAULT USER",
    "profileStatus": "EXPIRED",
    "accountID": "12345",
    "posNumID": "56342",
    "nativeDeeplinkUser": "No",
    "criteria": null
  }
]
```

Parent topic: [Searching for SAP SuccessFactors Learning Users with a Web Service \[page 2140\]](#)

## Related Information

[GET Students Call \[page 2141\]](#)

### 9.8.2.2.2 Adding and Updating SAP SuccessFactors Learning LMS Users through Web Services

Use the add an update LMS user web services to add and update SAP SuccessFactors Learning users.

We recommend the add and update LMS users for native SAP SuccessFactors Learning users. If you are in an integrated environment, consider how your user data syncs from the tables of record.

#### ⚠ Caution

We recommend that you add or update users centrally in the SAP SuccessFactors system of record and allow the data to flow into the LMS through standard means. When you update users through Learning, you update the user as a student, but not as a SAP SuccessFactors user - what you change is available only to the LMS, and it is possible that shared data is overwritten from the system of record.

[Add and Update User Data Structures \[page 2143\]](#)

By understanding the users' data structures, you can more easily write web service clients.

[POST SAP SuccessFactors Learning User Sample Call \[page 2144\]](#)

We recommend that you use the most current user service to add users.

[PUT SAP SuccessFactors Learning User Sample Call \[page 2145\]](#)

We recommend that you use the most current user service to update users.

## Related Information

[user/v1 Metadata Call \[page 2037\]](#)

### 9.8.2.2.2.1 Add and Update User Data Structures

By understanding the users' data structures, you can more easily write web service clients.

When you add or update users, you should understand how the data behaves. You don't need to know the exact data structures, just how you need to treat them:

- User data is like data members on a user object. For example, you can think of a user's first name as a private data member of a user class.
- User phone numbers are like a hashmap of phone numbers where the hashmap is a data member of the user object: each entry in the hashmap is identified by a phone number and a description of the phone number. You can add, for example, Mobile Phone and Office Phone to the list of users' phone numbers.
- User custom columns are like a subclass to the user class: each entry has multiple data members, and the members can be more complex than a simple string. For example, you can create custom columns with enumerated values like T-Shirt size (Small, Medium, or Large). You can think of the value data member in this case like an array.

Look in the administration environment to understand how phone numbers and custom columns work, and the specific phone numbers and custom columns for your company. If you do not have access to the administration environment, someone can look for you and provide the information. To understand the kind of phone numbers that your company typically records, look in [Users > Users > Phone Numbers](#). To understand valid values for custom columns, look in [System Admin > Custom Columns > User](#).

**Parent topic:** [Adding and Updating SAP SuccessFactors Learning LMS Users through Web Services \[page 2142\]](#)

## Related Information

[POST SAP SuccessFactors Learning User Sample Call \[page 2144\]](#)

[PUT SAP SuccessFactors Learning User Sample Call \[page 2145\]](#)

[user/v1 Metadata Call \[page 2037\]](#)

[POST SAP SuccessFactors Learning User Sample Call \[page 2144\]](#)

[PUT SAP SuccessFactors Learning User Sample Call \[page 2145\]](#)

## 9.8.2.2.2 POST SAP SuccessFactors Learning User Sample Call

We recommend that you use the most current user service to add users.

### Sample Code

```
POST /learning/odatav4/user/v1/Users
```

### Caution

We recommend that you add or update users centrally in the SAP SuccessFactors system of record and allow the data to flow into the LMS through standard means. When you update users through Learning, you update the user as a student, but not as a SAP SuccessFactors user - what you change is available only to the LMS, and it is possible that shared data is overwritten from the system of record.

Headers

Header	Value
Authorization	Bearer oauth_token
Content-Type	application/json;odata.metadata=minimal

This call shows the service, criteria (if applicable), and entity that you want for the business task you want to accomplish. To see descriptions of the data of the entity, data types, related entities, and requirements, please call the service metadata: `GET /learning/odatav4/public/<admin or user>/<service name>/<version>/$metadata`.

### Sample Code

```
{
  "studentID": "yliu",
  "firstName": "Yajing",
  "lastName": "Liu",
  "studentPhones": [
    {
      "phoneNumber": "555-123-4567",
      "phoneDescription": "cell"
    },
    {
      "phoneNumber": "555-987-6543",
      "phoneDescription": "home"
    }
  ]
}
```

**Parent topic:** [Adding and Updating SAP SuccessFactors Learning LMS Users through Web Services \[page 2142\]](#)



## Related Information

[Add and Update User Data Structures \[page 2143\]](#)

[PUT SAP SuccessFactors Learning User Sample Call \[page 2145\]](#)

### 9.8.2.2.2.3 PUT SAP SuccessFactors Learning User Sample Call

We recommend that you use the most current user service to update users.

#### Sample Code

```
PUT /learning/odatav4/user/v1/Users('<user id>')
```

#### Caution

We recommend that you add or update users centrally in the SAP SuccessFactors system of record and allow the data to flow into the LMS through standard means. When you update users through Learning, you update the user as a student, but not as a SAP SuccessFactors user - what you change is available only to the LMS, and it is possible that shared data is overwritten from the system of record.

Headers

Header	Value
Authorization	Bearer oauth_token
Content-Type	application/json;odata.metadata=minimal

#### Sample Code

```
{
  "studentID": "yliu",
  "firstName": "Yajing",
  "lastName": "Liu",
  "studentPhones":
  [
    {
      "phoneNumber": "555-123-4567",
      "phoneDescription": "cell"
    },
    {
      "phoneNumber": "555-987-6543",
      "phoneDescription": "home"
    }
  ]
}
```

**Parent topic:** [Adding and Updating SAP SuccessFactors Learning LMS Users through Web Services \[page 2142\]](#)

## Related Information

[Add and Update User Data Structures \[page 2143\]](#)

[POST SAP SuccessFactors Learning User Sample Call \[page 2144\]](#)

### 9.8.2.2.3 Getting the Qualifications of SAP SuccessFactors Learning LMS Users through Web Services

Get users' curriculum status to see if they are qualified in an area.

A curriculum is a qualification that you design. Usually, it sets a number of learning requirements like a number of courses (learning items) to complete the curriculum and become qualified. You want to get the curriculum status of users to check their qualifications. You have two ways to check the qualifications. You can check users' qualifications from the perspective of the overall curriculum (with a root curriculum specified) or you can check their qualification from the perspective of one learning item within the curriculum.

[Get Curriculum Status Sample Call \[page 2146\]](#)

Get the status of curricula.

[Get Curriculum Item Status Sample Call \[page 2147\]](#)

Get the status of learning items in curricula.

#### 9.8.2.2.3.1 Get Curriculum Status Sample Call

Get the status of curricula.

##### → Remember

URL syntax cannot have spaces. If you are testing the call, in a browser tool, substitute %20 for white space in the URL.

##### ↔ Sample Code

```
GET /learning/odatav4/curriculum/v1/CurriculumStatuses
?$filter=csCriteria/targetUserID eq 'user'
and csCriteria/curriculumID eq 'curriculum_id'
```

#### Response: CurriculumStatuses

##### ↔ Output Code

```
{
  "value": [
    {
```

```
"curriculumStatus": "Complete",
"expirationDate": 1450384082000,
"nextActionDate": 1450384082000,
"remainingDays": 12,
"csCriteria": null
  }
]
}
```

**Parent topic:** [Getting the Qualifications of SAP SuccessFactors Learning LMS Users through Web Services \[page 2146\]](#)

## Related Information

[Get Curriculum Item Status Sample Call \[page 2147\]](#)

[Use remainingDays to Look for Overdue Curricula \[page 2253\]](#)

### 9.8.2.2.3.2 Get Curriculum Item Status Sample Call

Get the status of learning items in curricula.

#### → Remember

URL syntax cannot have spaces. If you are testing the call, in a browser tool, substitute %20 for white space in the URL.

#### ↗ Sample Code

```
GET /learning/odatav4/curriculum/v1/CurriculumItemStatuses
?$filter=cisCriteria/targetUserID eq 'user'
and cisCriteria/curriculumID eq 'curriculum_id'
and cisCriteria/rootCurriculumID eq 'root_curriculum_id'
```

## Response Body: CurriculumItemStatuses

#### ↗ Sample Code

```
{
  "value": [
    {
      "curriculaID": "curriculum_id",
      "curriculaDesc": "Description",
      "htmlCurriculaDesc": null,
      "rootCurriculaID": "root_curriculum_id",
      "itemTypeID": null,

```

```

"itemID": null,
"revDate": null,
"itemTitle": null,
"assignmentType": null,
"displayOrder": 1,
"completionDate": null,
"completionStatus": "Incomplete",
"requiredDate": null,
"expiryDate": null,
"failureCompletionStatusId": null,
"failureDate": null,
"requirementID": "9525_HOURTYPE_ITEMPOOL",
"requirementTypeID": "# Hours of specified Hour Type from Pool of Items",
"requirementDesc": "2 Total hours from item pool",
"requirementSequenceNumber": 202,
"nextAction": "Complete 2.00 hours",
"assignedDate": 1479772800000,
"curriculumRequirementItem": [
  {
    "itemTypeID": "COURSE",
    "itemID": "Item1",
    "revDte": 1398765540000,
    "itemTitle": "title",
    "completionDate": null,
    "completionStatus": "Incomplete",
    "completedHours": 0,
    "displayOrder": 1,
    "globalDisplayOrder": "000001.000001"
  },
  { ... }
],
"numberOfHours": 2,
"numberOfComponents": null,
"completedNumberOfHours": null,
"completedNumberOfComponents": null,
"globalDisplayOrder": "000001",
"hourTypeID": "Total Hours",
"cisCriteria": null
},
{ ...
}
]
}

```

**Parent topic:** [Getting the Qualifications of SAP SuccessFactors Learning LMS Users through Web Services \[page 2146\]](#)

## Related Information

[Get Curriculum Status Sample Call \[page 2146\]](#)

## 9.8.2.3 Managing User Enrollment and Attendance Through Web Services

Manage enrollment and attendance through web services when you want to change users' relationship to a live event (a class): their attendance, placement, or completion.

Enrollment and attendance in class - live learning events led by an instructor - define a relationship between a user and that class. For example, the user can be enrolled into the class or that enrollment can be canceled. Instructors might want a list of all users enrolled (a course roster) and might want to mark who was enrolled and then attended the event. These are all stories about connecting users to live events or looking for users in live events.

### Note

Enrollment for a reserved seat isn't supported by the API. You can enroll a user for a general seat through the API or for a reserved seat through the UI.

#### [Enrolling Users into Classes \[page 2149\]](#)

The learning curriculum assignment enrolls users into classes of a course.

#### [Getting a Course Roster \[page 2153\]](#)

Get the list of users on a roster for a particular class.

#### [Modifying Enrollment Status with a Web Service \[page 2157\]](#)

Modify enrollment status when users need to withdraw from a course, administrators need to edit the registration of a scheduled offering, or supervisors need to enroll or withdraw users.

#### [Getting Classes with a Web Service \[page 2161\]](#)

Use the get scheduled offering web service to return a class when you know its unique ID.

#### [Marking Attendance for Users in Courses \[page 2163\]](#)

Use the mark segment attendance web service to record the attendance for each segment of a scheduled offering.

#### [admin/scheduledoffering-service/v1 Metadata Call \[page 2167\]](#)

Call for `admin/scheduledoffering-service/v1` to manage scheduled offerings as an administrator.

#### [user/scheduledoffering-service/v1 Metadata Call \[page 2187\]](#)

Call for `user/scheduledoffering-service/v1` to manage classes as a user or manager.

### 9.8.2.3.1 Enrolling Users into Classes

The learning curriculum assignment enrolls users into classes of a course.

SAP SuccessFactors Learning manages the schedules of learners, instructors, equipment, locations, and so on. A critical part of managing the schedules is enrolling users into classes of a course. A user enrolled in a January class of a course has a different schedule than the user enrolled in the February offering of the same course. With the web service, you can enroll users into particular classes of a course.

### Note

Enrollment for a reserved seat isn't supported by the API. You can enroll a user for a general seat through the API or for a reserved seat through the UI.

[Enroll into Classes as Users or Managers \[page 2150\]](#)

Enroll users into classes as a user (self-enrollment) or manager.

[Enrolling Users into Classes as Administrators \[page 2152\]](#)

Enroll users into classes as an administrator.

**Parent topic:** [Managing User Enrollment and Attendance Through Web Services \[page 2149\]](#)

## Related Information

[Getting a Course Roster \[page 2153\]](#)

[Modifying Enrollment Status with a Web Service \[page 2157\]](#)

[Getting Classes with a Web Service \[page 2161\]](#)

[Marking Attendance for Users in Courses \[page 2163\]](#)

[admin/scheduledoffering-service/v1 Metadata Call \[page 2167\]](#)

[user/scheduledoffering-service/v1 Metadata Call \[page 2187\]](#)

### 9.8.2.3.1.1 Enroll into Classes as Users or Managers

Enroll users into classes as a user (self-enrollment) or manager.

#### → Remember

URL syntax cannot have spaces. If you are testing the call, in a browser tool, substitute %20 for white space in the URL.

#### ↗ Sample Code

```
POST /learning/odatav4/public/user/scheduledoffering-service/v1/Enrollments
```

Enrollment by managers or users post to the same URL. The difference is the user who posts. If users are self-enrolling, they can post as themselves and `studentID` is not required. To post as managers, `studentID` is required.

### Sample POST Body: Enrollments

#### ↗ Sample Code

This example shows posting as an administrator or manager for two users with IDs `user-1` and `user-2`.

```
{
  "enrollments" : [
    {
```

```

    "scheduleID":3421 ,
    "studentID": "User-1",
    "enrollmentStatusID": "ENROLL",
    "notifyUser":true,
    "comments": "User is enrolled",
    "notifyInstructor": true,
    "notifySupervisor":true,
    "notifyContacts": true
  } ,
  {
    "scheduleID":3421 ,
    "studentID": "User-2",
    "enrollmentStatusID": "ENROLL",
    "notifyUser":true,
    "comments": "User is enrolled",
    "notifyInstructor": true,
    "notifySupervisor":false,
    "notifyContacts": false
  }
]
}

```

## Response: Enrollments

The system returns the assignment information.

### Sample Code

```

{
  "enrollments" : [
    {
      "scheduleID":3421 ,
      "studentID": "User-1",
      "enrollmentStatusID": "ENROLL",
      "notifyUser":true,
      "comments": "User is Enrolled",
      "notifyInstructor": true,
      "notifySupervisor":true,
      "notifyContacts": true,
      "errorMessage": "",
      "warningMessage": "",
      "warningOverride": ""
    } ,
    {
      ...
    }
  ]
}

```

Parent topic: [Enrolling Users into Classes \[page 2149\]](#)

## Related Information

[Enrolling Users into Classes as Administrators \[page 2152\]](#)

## 9.8.2.3.1.2 Enrolling Users into Classes as Administrators

Enroll users into classes as an administrator.

### ↔ Sample Code

```
POST /learning/odatav4/public/admin/scheduledoffering-service/v1/Enrollments
```

To enroll as an administrator, POST as an administrator. The URL that you post to is different from the URL that you post to for users and managers, but the JSON is the same.

### → Remember

URL syntax cannot have spaces. If you are testing the call, in a browser tool, substitute %20 for white space in the URL.

In OData, each entity type/set needs to have primary key. PUT calls must have a primary key in both the URL of the PUT and in the payload, this is per ODATA standard. When you update a collection of complex types, that collection does not have a primary key. But you still must provide a wrapper primary key. As a result, you provide an empty primary key in both places: the URL and the payload.

## Sample POST Body: Enrollments

### ↔ Sample Code

This example shows posting as an administrator or manager for two users with IDs `User-1` and `User-2`.

```
{
  "enrollments" : [
    {
      "scheduleID":3421 ,
      "studentID": "User-1",
      "enrollmentStatusID": "ENROLL",
      "notifyUser":true,
      "comments": "User is enrolled",
      "notifyInstructor": true,
      "notifySupervisor":true,
      "notifyContacts": true
    } ,
    {
      "scheduleID":3421 ,
      "studentID": "User-2",
      "enrollmentStatusID": "ENROLL",
      "notifyUser":true,
      "comments": "User is enrolled",
      "notifyInstructor": true,
      "notifySupervisor":false,
      "notifyContacts": false
    }
  ]
}
```



## Response: Enrollments

The system returns the assignment information.

### Sample Code

```
{
  "enrollments" : [
    {
      "scheduleID":3421 ,
      "studentID": "User-1",
      "enrollmentStatusID": "ENROLL",
      "notifyUser":true,
      "comments": "User is Enrolled",
      "notifyInstructor": true,
      "notifySupervisor":true,
      "notifyContacts": true,
      "errorMessage": "",
      "warningMessage": "",
      "warningOverride": ""
    },
    {
      ...
    }
  ]
}
```

Parent topic: [Enrolling Users into Classes \[page 2149\]](#)

## Related Information

[Enroll into Classes as Users or Managers \[page 2150\]](#)

### 9.8.2.3.2 Getting a Course Roster

Get the list of users on a roster for a particular class.

You often want to get the enrollment list before you take other actions. For example, you might get the enrollment list to see who is in a class before you modify the enrollment status. You might also get the enrollment list again to verify that the change took effect.

Another common case for get enrollment list is to get a roster for an instructor. Although this would duplicate the functionality of the instructor dashboard, it is possible that you want to develop a secondary way of getting the roster. You might also want to share the enrollment list with the rest of the participants.

[Getting an Enrollment List as Instructors \[page 2154\]](#)

Get the course roster as an instructor to report who is enrolled in the course.

[Getting an Enrollment List as Administrators \[page 2156\]](#)

Get the course roster as an administrator to report who is enrolled in the course.

**Parent topic:** [Managing User Enrollment and Attendance Through Web Services \[page 2149\]](#)

## Related Information

[Enrolling Users into Classes \[page 2149\]](#)

[Modifying Enrollment Status with a Web Service \[page 2157\]](#)

[Getting Classes with a Web Service \[page 2161\]](#)

[Marking Attendance for Users in Courses \[page 2163\]](#)

[admin/scheduledoffering-service/v1 Metadata Call \[page 2167\]](#)

[user/scheduledoffering-service/v1 Metadata Call \[page 2187\]](#)

[Enrolling Users into Classes \[page 2149\]](#)

[Modifying Enrollment Status with a Web Service \[page 2157\]](#)

[Marking Attendance for Users in Courses \[page 2163\]](#)

### 9.8.2.3.2.1 Getting an Enrollment List as Instructors

Get the course roster as an instructor to report who is enrolled in the course.

#### → Remember

URL syntax cannot have spaces. If you are testing the call, in a browser tool, substitute %20 for white space in the URL.

#### ↔ Sample Code

The following should be on a single line, but depending on page constraints might be on multiple lines.

```
GET /learning/odatav4/public/user/scheduledoffering-service  
/v1/EnrollmentListings?$filter=criteria/scheduleID eq 3421
```

## Response: EnrollmentListings

The system returns the enrollment information.

#### ↔ Sample Code

```
{  
  "value": [  
    {  
      "enrollSeatID": 2052,  
      "studentID": "user-1",  
      "enrollSlotID": null,  
      "scheduleID": 3543,  
    }  
  ]  
}
```

```

"enrollStatID": "WAITLIST",
"enrollDate": 1478711781000,
"comments": null,
"shippingAddress": null,
"shippingCity": null,
"shippingState": null,
"shippingPostal": null,
"shippingCountry": null,
"shippingPhoneNo": null,
"shippingFaxNo": null,
"shippingEmailAddress": null,
"lastUpdateUser": "User - d1",
"lastUpdateTimestamp": 1478711781000,
"addUser": null,
"cancelDate": null,
"orderItemID": 3303,
"paymentOrderTicketNo": null,
"ticketSequence": null,
"origin": null,
"withdrawPending": null,
"criteria": null,
"totalCount": null
},
{
"enrollSeatID": 2048,
"studentID": "user-2",
"enrollSlotID": 163,
"scheduleID": 3543,
"enrollStatID": "ENROLL",
"enrollDate": 1478711895000,
"comments": null,
"shippingAddress": null,
"shippingCity": null,
"shippingState": null,
"shippingPostal": null,
"shippingCountry": null,
"shippingPhoneNo": null,
"shippingFaxNo": null,
"shippingEmailAddress": null,
"lastUpdateUser": "User - d2",
"lastUpdateTimestamp": 1478711895000,
"addUser": null,
"cancelDate": null,
"orderItemID": null,
"paymentOrderTicketNo": "ORDTKTNO-2761",
"ticketSequence": 1,
"origin": null,
"withdrawPending": null,
"criteria": null,
"totalCount": null
}
]
}

```

Parent topic: [Getting a Course Roster \[page 2153\]](#)

## Related Information

[Getting an Enrollment List as Administrators \[page 2156\]](#)

## 9.8.2.3.2.2 Getting an Enrollment List as Administrators

Get the course roster as an administrator to report who is enrolled in the course.

### → Remember

URL syntax cannot have spaces. If you are testing the call, in a browser tool, substitute %20 for white space in the URL.

### ↔ Sample Code

The following should be on a single line, but depending on page constraints might be on multiple lines.

```
GET /learning/odatav4/public/admin/scheduledoffering-service  
/v1/EnrollmentListings?$filter=criteria/scheduleID eq 3543
```

## Response: EnrollmentListings

The system returns the enrollment information.

### ↔ Sample Code

```
{  
  "value": [  
    {  
      "enrollSeatID": 2052,  
      "studentID": "user-1",  
      "enrollSlotID": null,  
      "scheduleID": 3543,  
      "enrollStatID": "WAITLIST",  
      "enrollDate": 1478711781000,  
      "comments": null,  
      "shippingAddress": null,  
      "shippingCity": null,  
      "shippingState": null,  
      "shippingPostal": null,  
      "shippingCountry": null,  
      "shippingPhoneNo": null,  
      "shippingFaxNo": null,  
      "shippingEmailAddress": null,  
      "lastUpdateUser": "User - d1",  
      "lastUpdateTimestamp": 1478711781000,  
      "addUser": null,  
      "cancelDate": null,  
      "orderItemID": 3303,  
      "paymentOrderTicketNo": null,  
      "ticketSequence": null,  
      "origin": null,  
      "withdrawPending": null,  
      "criteria": null,  
      "totalCount": null  
    },  
    {  
      "enrollSeatID": 2048,  
      "studentID": "user-2",  
      "enrollSlotID": 163,  
      "scheduleID": 3543,  
    }  
  ]  
}
```

```
"enrollStatID": "ENROLL",
"enrollDate": 1478711895000,
"comments": null,
"shippingAddress": null,
"shippingCity": null,
"shippingState": null,
"shippingPostal": null,
"shippingCountry": null,
"shippingPhoneNo": null,
"shippingFaxNo": null,
"shippingEmailAddress": null,
"lastUpdateUser": "User - d2",
"lastUpdateTimestamp": 1478711895000,
"addUser": null,
"cancelDate": null,
"orderItemID": null,
"paymentOrderTicketNo": "ORDTKTNO-2761",
"ticketSequence": 1,
"origin": null,
"withdrawPending": null,
"criteria": null,
"totalCount": null
}
]
}
```

Parent topic: [Getting a Course Roster \[page 2153\]](#)

## Related Information

[Getting an Enrollment List as Instructors \[page 2154\]](#)

### 9.8.2.3.3 Modifying Enrollment Status with a Web Service

Modify enrollment status when users need to withdraw from a course, administrators need to edit the registration of a scheduled offering, or supervisors need to enroll or withdraw users.

Enrollment status defines where users are in the registration process. For example, they can be registered for the course or withdrawn from the course. You modify their enrollment status to change where they are in the process. For example, you might want to withdraw users from a course. You can change their enrollment status from registered to withdrawn.

#### [Modify Enrollment Status as Users and Managers \[page 2158\]](#)

Call the modify enrollment status when users need to withdraw from a course or managers need to enroll or withdraw users.

#### [Changing Enrollment Status as Administrators \[page 2159\]](#)

Change the enrollment of users from administrators.

Parent topic: [Managing User Enrollment and Attendance Through Web Services \[page 2149\]](#)

## Related Information

[Enrolling Users into Classes \[page 2149\]](#)

[Getting a Course Roster \[page 2153\]](#)

[Getting Classes with a Web Service \[page 2161\]](#)

[Marking Attendance for Users in Courses \[page 2163\]](#)

[admin/scheduledoffering-service/v1 Metadata Call \[page 2167\]](#)

[user/scheduledoffering-service/v1 Metadata Call \[page 2187\]](#)

### 9.8.2.3.3.1 Modify Enrollment Status as Users and Managers

Call the modify enrollment status when users need to withdraw from a course or managers need to enroll or withdraw users.

#### → Remember

URL syntax cannot have spaces. If you are testing the call, in a browser tool, substitute %20 for white space in the URL.

#### → Remember

In OData, each entity type/set needs to have primary key. `PUT` calls must have a primary key in both the URL of the `PUT` and in the payload, this is per ODATA standard. When you update a collection of complex types, that collection does not have a primary key. But you still must provide a wrapper primary key. As a result, you provide an empty primary key in both places: the URL and the payload.

#### ↔ Sample Code

```
PUT /learning/odatav4/public/user/scheduledoffering-service/v1/  
EnrollmentStatuses('')
```

Users must have permission to withdraw from classes and managers (or alternate managers and Human Resource Business Partners) must have permission to access registration.

## Call PUT: EnrollmentStatuses

#### ↔ Sample Code

```
{  
  "primaryKey": "",  
  "enrollmentStatus": [  
    {  
      "scheduleID": 3421,  
      "userID": "User-1",  
      "newEnrollmentStatusID": "CANCELLED",  
      "registrationChangeTime": 1458593685000,  
    }  
  ]  
}
```

```
    "timezone": "US/Eastern"
  }
]
}
```

## Response: EnrollmentStatuses

The system returns the assignment information.

### Sample Code

```
{
  "primaryKey": "",
  "enrollmentStatus": [
    {
      "scheduleID": 3421,
      "userID": "User-1",
      "newEnrollmentStatusID": "CANCELLED",
      "registrationChangeTime": 1458593685000,
      "timezone": "US/Eastern"
    }
  ]
}
```

**Parent topic:** [Modifying Enrollment Status with a Web Service \[page 2157\]](#)

## Related Information

[Changing Enrollment Status as Administrators \[page 2159\]](#)

### 9.8.2.3.3.2 Changing Enrollment Status as Administrators

Change the enrollment of users from administrators.

#### → Remember

URL syntax cannot have spaces. If you are testing the call, in a browser tool, substitute %20 for white space in the URL.

#### → Remember

In OData, each entity type/set needs to have primary key. PUT calls must have a primary key in both the URL of the PUT and in the payload, this is per ODATA standard. When you update a collection of complex types, that collection does not have a primary key. But you still must provide a wrapper primary key. As a result, you provide an empty primary key in both places: the URL and the payload.

## Sample Code

```
PUT /learning/odatav4/public/admin/scheduledoffering-service/v1/  
EnrollmentStatuses('')
```

## Call PUT: EnrollmentStatuses

### Sample Code

```
{  
  "primaryKey": "",  
  "enrollmentStatus": [  
    {  
      "scheduleID": 3421,  
      "userID": "User-1",  
      "newEnrollmentStatusID": "CANCELLED",  
      "registrationChangeTime": 1458593685000,  
      "timezone": "US/Eastern"  
    }  
  ]  
}
```

## Response: EnrollmentStatuses

The system returns the assignment information.

### Sample Code

```
{  
  "primaryKey": "",  
  "enrollmentStatus": [  
    {  
      "scheduleID": 3421,  
      "userID": "User-1",  
      "newEnrollmentStatusID": "CANCELLED",  
      "registrationChangeTime": 1458593685000,  
      "timezone": "US/Eastern"  
    }  
  ]  
}
```

**Parent topic:** [Modifying Enrollment Status with a Web Service \[page 2157\]](#)

## Related Information

[Modify Enrollment Status as Users and Managers \[page 2158\]](#)



## 9.8.2.3.4 Getting Classes with a Web Service

Use the get scheduled offering web service to return a class when you know its unique ID.

A scheduled offering is a course that has been scheduled to take place at a particular time and place. For example, if you schedule an orientation course every month, then the single orientation course has twelve scheduled offerings per year. It is offered in January, February, March, and so on.

You have two ways of getting a class:

- You know the unique ID of the class and you want to return that single offering. For example, you want to return the **January** offering for an orientation course.
- You know the learning item information and you want to return all offerings for that learning item. For example, you know the ID, type, and revision date of an orientation course and you want to see when it is offered.

[Get Scheduled Offering as Users or Supervisors \[page 2161\]](#)

Use this sample call to see how you can structure your call to get a single scheduled offering with a web service.

**Parent topic:** [Managing User Enrollment and Attendance Through Web Services \[page 2149\]](#)

### Related Information

[Enrolling Users into Classes \[page 2149\]](#)

[Getting a Course Roster \[page 2153\]](#)

[Modifying Enrollment Status with a Web Service \[page 2157\]](#)

[Marking Attendance for Users in Courses \[page 2163\]](#)

[admin/scheduledoffering-service/v1 Metadata Call \[page 2167\]](#)

[user/scheduledoffering-service/v1 Metadata Call \[page 2187\]](#)

### 9.8.2.3.4.1 Get Scheduled Offering as Users or Supervisors

Use this sample call to see how you can structure your call to get a single scheduled offering with a web service.

#### Sample Code

```
GET /learning/odatav4/public/user/scheduledoffering-service/v1/ScheduledOfferings(7546)
```

In this call, 7546 is the unique ID of a scheduled offering.

A scheduled offering is a course that has been scheduled to take place at a particular time and place. For example, if you schedule an orientation course every month, then the single orientation course has twelve scheduled offerings per year. It is offered in January, February, March, and so on.

## Response: ScheduledOfferings

### Sample Code

```
{
  "scheduleID": 7546,
  "description": "An orientation course",
  "typeComponent": "C",
  "componentTypeID": "COURSE",
  "activityOrComponentID": "I20",
  "revisionDate": 1456222920000,
  "maximumEnrollment": 10,
  "minimumEnrollment": 0,
  "contact": null,
  "emailAddress": null,
  "phoneNo": null,
  "faxNo": null,
  "enrollmentCutoffDate": null,
  "selfEnrollment": true,
  "scheduleDesc": null,
  "comments": null,
  "lastUpdateUser": "ARVIND",
  "lastUpdateTimestamp": 1465391507000,
  "notActive": false,
  "scheduleEnrollStatus": "0 of 10 enrolled, 0 waitlisted",
  "enrollmentComments": null,
  "revisionNo": "1",
  "enrollmentSeatID": 0,
  "studentEnrollmentStatusTypeLabelID": null,
  "studentEnrollmentStatusType": null,
  "studentEnrollmentStatus": null,
  "timeZoneID": "Asia/Calcutta",
  "displayInScheduleTimeZone": true,
  "userCanWaitlist": true,
  "titleLabelKey": "I20",
  "timeZoneLabelValue": "Asia/Calcutta",
  "enrolledCount": 0,
  "instructors": [
    {
      "instructorID": "Inst-1",
      "lastName": "",
      "firstName": "",
      "middleInitial": "",
      "primary": true
    }
  ],
  "availableSeatCount": 10,
  "criteria": null
}
```

Parent topic: [Getting Classes with a Web Service \[page 2161\]](#)

## 9.8.2.3.5 Marking Attendance for Users in Courses

Use the mark segment attendance web service to record the attendance for each segment of a scheduled offering.

Scheduled offerings are a course that takes place at a specific time. A user can attend, for example, a January offering of a course or a February offering of the same course. Each scheduled offering is composed of one or more segments. For example a course that takes place over three days can be three segments, one for each day.

When you mark attendance, you mark it on the individual **segments**. For example, a user might attend the first two segments but miss the third. Depending on your company's policies, segment attendance can matter. For example, you might mark the user complete if the user attends more than half of the segments in the offering and passes the exams.

[Mark Time Slot Attendance as Instructors \[page 2163\]](#)

Marking learners as attending time slots as an instructor.

[Mark Attendance as an Administrator \[page 2166\]](#)

Mark learners as attending time slots as an administrator.

**Parent topic:** [Managing User Enrollment and Attendance Through Web Services \[page 2149\]](#)

### Related Information

[Enrolling Users into Classes \[page 2149\]](#)

[Getting a Course Roster \[page 2153\]](#)

[Modifying Enrollment Status with a Web Service \[page 2157\]](#)

[Getting Classes with a Web Service \[page 2161\]](#)

[admin/scheduledoffering-service/v1 Metadata Call \[page 2167\]](#)

[user/scheduledoffering-service/v1 Metadata Call \[page 2187\]](#)

### 9.8.2.3.5.1 Mark Time Slot Attendance as Instructors

Marking learners as attending time slots as an instructor.

#### → Remember

URL syntax cannot have spaces. If you are testing the call, in a browser tool, substitute %20 for white space in the URL.

#### → Remember

In OData, each entity type/set needs to have primary key. PUT calls must have a primary key in both the URL of the PUT and in the payload, this is per ODATA standard. When you update a collection of complex types, that collection does not have a primary key. But you still must provide a wrapper primary key. As a result, you provide an empty primary key in both places: the URL and the payload.

### Sample Code

```
POST /learning/odatav4/public/user/scheduledoffering-service/v1/SegmentAttendances
```

To mark attendance as an instructor, you must have your instructors configured in the system and they must have permission to record attendance.

## Mark Attendance as Called by Administrator

### Sample Code

```
POST /learning/odatav4/public/admin/scheduledoffering-service/v1/SegmentAttendances
```

## POST Call: segmentAttendances

### Sample Code

```
{
  "segmentAttendances" : [
    {
      "scheduleID": 3750,
      "userID": "User-1",
      "segmentID": 1,
      "comments": "User Attended Segment"
    },
    {
      "scheduleID": 3750,
      "userID": "User-2",
      "segmentID": 1,
      "comments": "User Attended Segment"
    }
  ]
}
```

## Response: segmentAttendances

The system returns the assignment information.

### Sample Code

```
{
  @odata.context: "$metadata#SegmentAttendances/$entity"
  "segmentAttendances" : [
    {
```

```

    "scheduleID": 3750,
    "userID": "User-1",
    "segmentID": 1,
    "comments": "User Attended Segment"
  },
  {
    "scheduleID": 3750,
    "userID": "User-2",
    "segmentID": 1,
    "comments": "User Attended Segment"
  }
]
}

```

## Attendance Parameters

### Attendance Parameters

Parameter	Description
scheduleID	<p>This is the unique ID of the scheduled offering. A scheduled offering is an instance of a learning item (a course, usually) that is scheduled to take place at a given date and time. Therefore, although the learning item ID is the same for its January and February scheduled offerings (for example), the scheduled offering ID of the January instance is different from the February instance.</p> <p>This parameter is required.</p>
userID	<p>The unique User ID of the user to be enrolled.</p> <p>Although <code>userID</code> is not required by the web service at the <code>user</code> service, this parameter is required by the business case. You do not usually want users marking their own attendance. If you do not supply a user ID, you are telling the web service to mark the <b>instructor</b> as attending the time slot. This would be unusual.</p>
segmentNumber	<p>This is the unique ID of the time slot within the class.</p> <p>This parameter is required.</p>
Comments	<p>Any comments about the enrollment.</p> <p>This parameter is optional.</p>

Parent topic: [Marking Attendance for Users in Courses \[page 2163\]](#)

## Related Information

[Mark Attendance as an Administrator \[page 2166\]](#)

## 9.8.2.3.5.2 Mark Attendance as an Administrator

Mark learners as attending time slots as an administrator.

### Sample Code

```
POST /learning/odatav4/public/admin/scheduledoffering-service/v1/SegmentAttendances
```

In OData, each entity type/set needs to have primary key. `PUT` calls must have a primary key in both the URL of the `PUT` and in the payload, this is per ODATA standard. When you update a collection of complex types, that collection does not have a primary key. But you still must provide a wrapper primary key. As a result, you provide an empty primary key in both places: the URL and the payload.

Administrators must have permission to mark attendance.

### POST Call: segmentAttendances

### Sample Code

```
{
  "segmentAttendances" : [
    {
      "scheduleID": 3750,
      "userID": "User-1",
      "segmentID": 1,
      "comments": "User Attended Segment"
    },
    {
      "scheduleID": 3750,
      "userID": "User-2",
      "segmentID": 1,
      "comments": "User Attended Segment"
    }
  ]
}
```

### Response: segmentAttendances

The system returns the assignment information.

### Sample Code

```
{
  @odata.context: "$metadata#SegmentAttendances/$entity"
  "segmentAttendances" : [
    {
      "scheduleID": 3750,
      "userID": "User-1",
      "segmentID": 1,
      "comments": "User Attended Segment"
    }
  ]
}
```

```

    },
    {
      "scheduleID": 3750,
      "userID": "User-2",
      "segmentID": 1,
      "comments": "User Attended Segment"
    }
  ]
}

```

Parent topic: [Marking Attendance for Users in Courses \[page 2163\]](#)

## Related Information

[Mark Time Slot Attendance as Instructors \[page 2163\]](#)

### 9.8.2.3.6 admin/scheduledoffering-service/v1 Metadata Call

Call for `admin/scheduledoffering-service/v1` to manage scheduled offerings as an administrator.

Use this metadata call when you want to modify the enrollment status of users. Segments are not a supported entity in this API. This API does not support the commerce flow.

#### Sample Code

```
GET /learning/odatav4/public/admin/scheduledoffering-service/v1/$metadata
```

Headers

Header	Value
Authorization	Bearer oauth_token

## Containers

Containers

Container Name	Property Type
EnrollmentListings	Namespace1_Alias.EnrollmentListing
EnrollmentListings	Namespace1_Alias.EnrollmentListing
ScheduledOfferings	Namespace1_Alias.ScheduledOffering
SegmentAttendances	Namespace1_Alias.SegmentAttendance

Container Name	Property Type
EnrollmentStatuses	Namespace1_Alias.EnrollmentStatus
Enrollments	Namespace1_Alias.Enrollment
UserScheduleBlocks	Namespace1_Alias.UserScheduleBlock
RefundPolicies	Namespace1_Alias.RefundPolicies
EnrollmentCancellations	Namespace1_Alias.EnrollmentCancellations
AvailableSeats	Namespace1_Alias.AvailableSeats

## Entity Types

### EnrollmentListing

Property Name	Description	Property Type
enrollSeatID	This is the unique ID of the enrollment seat for the user in the current scheduled offering. The value is a number.	Edm.Int64
studentID	This is the unique ID of a user in the Learning Management System (LMS). This is recognized within the LMS only. If you want an ID that is recognized throughout SAP SuccessFactors HCM suite, you want to get the Person GUID or Person External ID.	Edm.String
enrollSlotID	This is the unique ID of the enrollment slot. A slot is a spot in a training course that a user can enroll into. For example, if a course (a scheduled offering) is limited to ten participants, it has ten slots. Each participant who enrolls is placed into a slot. If nine users enroll into the course, then nine of ten slots are occupied. Slots are important because you can reserve slots for users. You can, for example, say that a course has ten slots and five of them are reserved for users of a particular organization.	Edm.Int64



Property Name	Description	Property Type
scheduleID	This is the unique ID of a scheduled offering. A scheduled offering is an instance of a learning item (a course, usually) that is scheduled to take place at a given date and time. Therefore, although the learning item ID is the same for its January and February scheduled offerings (for example), the scheduled offering ID of the January instance is different from the February instance.	Edm.Int64
enrollStatID	This is the registration status for this user in this entity.	Edm.String
enrollDate	This is the date of enrollment - the date that the user was added to the entity.	Edm.Int64
comments	These are comments about the enrollment for the user. They could explain, for example, why an administrator made an exception for enrolling a particular user.	Edm.String
shippingAddress	This is the street address used for shipping.	Edm.String
shippingCity	This is the city used in the shipping address.	Edm.String
shippingState	This is the state or province used in the shipping address.	Edm.String
shippingPostal	This is the postal code used in the shipping address.	Edm.String
shippingCountry	This is the country used in the shipping address.	Edm.String
shippingPhoneNo	This is the phone number that can contact someone at the shipping address for information about the shipment.	Edm.String
shippingFaxNo	This is the fax number where you can send documents at the shipping address. For example, a place to fax shipping labels.	Edm.String

Property Name	Description	Property Type
shippingEmailAddress	This is the email address that can contact someone at the shipping address for information about the shipment.	Edm.String
lastUpdateUser	This is the user who most recently updated the entity.	Edm.String
lastUpdateTimestamp	This is the last time that the entity was updated. Returned in Unix Epoch.	Edm.Int64
addUser	The user who added the entity.	Edm.String
cancelDate	If the user cancels, this is the date of the cancellaton.	Edm.Int64
orderItemID	The order ID associated with the learning item.	Edm.Int64
paymentOrderTicketNo	If this order is paid with a ticket, this is the number of the ticket.	Edm.String
ticketSequence		Edm.Int64
origin		Edm.String
withdrawPending	If the user is cancelling and that withdraw is pending, this is true.	Edm.Boolean
criteria		Namespace1_Alias.criteria
totalCount		Edm.Int64

#### EnrollmentListing

Property Name	Description	Property Type
enrollmentListing		Collection(Namespace1_Alias.EnrollmentListing)
criteria		Namespace1_Alias.criteria

#### ScheduledOffering

Property Name	Description	Property Type
scheduleID		Edm.Int64
description	This is a description of the entity. In most cases, the description is available to users to tell them about the entity.	Edm.String

Property Name	Description	Property Type
typeComponent	Item type IDs are a critical categorization in because they determine how users are marked complete for a learning item. One item type can have completion statuses of pass and fail while another might have completion statuses of pass, fail and incomplete.	Edm.String
componentTypeID	Item type IDs are a critical categorization in because they determine how users are marked complete for a learning item. One item type can have completion statuses of pass and fail while another might have completion statuses of pass, fail and incomplete.	Edm.String
activityOrComponentID	This is the unique ID of a learning item.	Edm.String
revisionDate	This is the revision date of this entity. Learning items often have revision dates that correspond to a regulator's revision of compliance measures. Each later revision date is a later iteration of a learning item. The revision date is in Unix Epoch time.	Edm.Int64
maximumEnrollment	This is the maximum amount of users who can enroll into the course.	Edm.Int64
minimumEnrollment	This is the minimum amount of users who must enroll into the course for the course to take place.	Edm.Int64
contact	This is the person or group who can be contacted about this entity. For example, someone to call about details for a scheduled offering.	Edm.String
emailAddress	This is the email address of a person or group (distribution list) who can be contacted about this entity. For example, a distribution list of people who know about a scheduled offering.	Edm.String

Property Name	Description	Property Type
phoneNo	This is the telephone number for a person or group (answering service) who can be contacted about this entity. For example, the phone number of a department that can answer questions about a scheduled offering.	Edm.String
faxNo	This is the fax number for a person or group who can be contacted about this entity. For example, your company might set up a fax number if you need to fax release forms to a department.	Edm.String
enrollmentCutoffDate	The date after which users are no longer allowed to enroll into the entity. Cut off dates give instructors time to look at a class roster and decide how to structure the course for that roster and give administrators some time to set things up before the course starts.	Edm.Int64
selfEnrollment	If this value is true, then users can enroll themselves into this entity. If false, then they cannot enroll themselves. Enrollment is not necessarily automatic when this value is true. There could be an approval process attached to enrollment.	Edm.Boolean
scheduleDesc	This is a description of the entity. In most cases, the description is available to users to tell them about the entity.	Edm.String
comments	These are internal comments about the entity. In general, they are not for users. Instead they are administrators' comments to themselves.	Edm.String
lastUpdateUser	This is the user who most recently updated the entity.	Edm.String
lastUpdateTimestamp	This is the last time that the entity was updated. Returned in Unix Epoch.	Edm.Int64
notActive	If the value is false then the user is active. If the value is true, then the user is inactive.	Edm.Boolean

Property Name	Description	Property Type
scheduleEnrollStatus	This is a description of the number of seats available, the seats filled, and the number of waitlisted users.	Edm.String
enrollmentComments	These are comments about the enrollment for the user. They could explain, for example, why an administrator made an exception for enrolling a particular user.	Edm.String
revisionNo	This is the revision number of this entity. Each revision date has a revision number. Users sometimes know the revision number of training instead of the revision date. For example, they might know that they want revision 2 of a training, regardless of the date that it was revised.	Edm.String
enrollmentSeatID	If this user is already enrolled in this scheduled offering, this value is the unique ID of the seat that the user occupies. If this user is not enrolled in this scheduled offering, then this value is null.	Edm.Int64
studentEnrollmentStatusTypeLabelID	This is the registration status for this entity, with the key you need to translate it to this user's language.	Edm.String
studentEnrollmentStatusType	This is the registration type that has been assigned to the user.	Edm.String
studentEnrollmentStatus	This is the registration status for this user in this entity.	Edm.String
timeZoneID	This is the time zone of the entity.	Edm.String
displayInScheduleTimeZone	If this value is true, then the times of the entity are in the scheduled offering time zone. If this value is false, then the times are in the users' time zones.	Edm.Boolean
userCanWaitlist	If this value is true, then the user can get on the wait list for the course. If someone withdraws from the course, the system picks users in the order that they went onto the wait list. In a literal sense, this user can move himself/herself to the registration status of Waitlisted.	Edm.Boolean

Property Name	Description	Property Type
titleLabelKey	This is the ID that the LMS uses to look up the title of the entity and return a value that is translated to this users' language/locale.	Edm.String
timeZoneLabelValue	This is the time zone of the entity, in a human readable format.	Edm.String
enrolledCount	This is the number of users who are currently enrolled.	Edm.Int64
availableSeatCount	This is the number of available seats left in the scheduled offering (the number of users who can still enroll in the scheduled offering).	Edm.Int64
instructors		Collection(Namespace1_Alias.instructors)
criteria		Namespace1_Alias.criteria

#### SegmentAttendance

Property Name	Description	Property Type
segmentAttendances		Collection(Namespace1_Alias.SegmentAttendances)

#### EnrollmentStatus

Property Name	Description	Property Type
primaryKey	This is a primary key for the wrapper. It must be included even though, as a collection, there is no primary key. Pass any value. It will be ignored. Convention, however, is to pass an empty primary key.	Edm.String
enrollmentStatus		Collection(Namespace1_Alias.EnrollmentStatus)

#### Enrollment

Property Name	Description	Property Type
enrollments		Collection(Namespace1_Alias.Enrollments)

#### UserScheduleBlock

Property Name	Description	Property Type
primaryKey	This is a primary key for the wrapper. It is required. Pass any value. It will be ignored. Convention is to pass an empty primary key.	Edm.String
userScheduleBlock		Collection(Namespace1_Alias.UserScheduleBlock)

#### RefundPolicies

Property Name	Description	Property Type
privateKey		Edm.String
studentID		Edm.String
refundPolicies		Collection(Namespace1_Alias.RefundPolicies)
messages		Collection(Namespace1_Alias.Messages)

#### EnrollmentCancellations

Property Name	Description	Property Type
studentID		Edm.String
enrollmentCancellations		Collection(Namespace1_Alias.EnrollmentCancellations)
messages		Collection(Namespace1_Alias.Messages)

#### AvailableSeats

Property Name	Description	Property Type
scheduleID	This is the unique ID of a scheduled offering. A scheduled offering is an instance of a learning item (a course, usually) that is scheduled to take place at a given date and time. Therefore, although the learning item ID is the same for its January and February scheduled offerings (for example), the scheduled offering ID of the January instance is different from the February instance.	Edm.Int64
typeComponent	Item type IDs are a critical categorization in because they determine how users are marked complete for a learning item. One item type can have completion statuses of pass and fail while another might have completion statuses of pass, fail and incomplete.	Edm.String

Property Name	Description	Property Type
componentTypeID	Item type IDs are a critical categorization in because they determine how users are marked complete for a learning item. One item type can have completion statuses of pass and fail while another might have completion statuses of pass, fail and incomplete.	Edm.String
activityOrComponentID	This is the unique ID of a learning item.	Edm.String
maximumEnrollment	This is the maximum amount of users who can enroll into the course.	Edm.Int64
minimumEnrollment	This is the minimum amount of users who must enroll into the course for the course to take place.	Edm.Int64
notActive	If the value is false then the user is active. If the value is true, then the user is inactive.	Edm.Boolean
enrollmentCutoffDate	The date after which users are no longer allowed to enroll into the entity. Cut off dates give instructors time to look at a class roster and decide how to structure the course for that roster and give administrators some time to set things up before the course starts.	Edm.Int64
selfEnrollment	If this value is true, then users can enroll themselves into this entity. If false, then they cannot enroll themselves. Enrollment is not necessarily automatic when this value is true. There could be an approval process attached to enrollment.	Edm.Boolean
scheduleDesc	This is a description of the scheduled offering.	Edm.String
comments	This is a comment about the entity.	Edm.String
lastUpdateUser	This is the user who most recently updated the entity.	Edm.String
lastUpdateTimestamp	This is the last time that the entity was updated. Returned in Unix Epoch.	Edm.Int64



Property Name	Description	Property Type
timeZoneID	This is the time zone of the lastUpdateTimestamp	Edm.String
displayInScheduleTimeZone	If this value is true, then the times of the entity are in the scheduled offering time zone. If this value is false, then the times are in the users' time zones.	Edm.Boolean
userCanWaitlist	If this value is true, then the user can get on the wait list for the course. If someone withdraws from the course, the system picks users in the order that they went onto the wait list. In a literal sense, this user can move himself/herself to the registration status of Waitlisted.	Edm.Boolean
availableSeatCount	This is the number of available seats left in the scheduled offering (the number of users who can still enroll in the scheduled offering).	Edm.Int64
cancelled	If this value is true, then this is cancelled.	Edm.Boolean
cancelledDate	If this is cancelled, the date that it is cancelled.	Edm.Int64
closedDate	If this is closed, then this is the date that it closed.	Edm.Int64
closed	If this value is true, this is closed. A closed seat is not available.	Edm.Boolean
messages		Collection(Namespace1_Alias.Messages)

## Complex Types

### EnrollmentListing

Property Name	Description	Property Type
enrollSeatID	This is the unique ID of the enrollment seat for the user in the current scheduled offering. The value is a number.	Edm.Int64

Property Name	Description	Property Type
studentID	This is the unique ID of a user in the Learning Management System (LMS). This is recognized within the LMS only. If you want an ID that is recognized throughout SAP SuccessFactors HCM suite, you want to get the Person GUID or Person External ID.	Edm.String
enrollSlotID	This is the unique ID of the enrollment slot. A slot is a spot in a training course that a user can enroll into. For example, if a course (a scheduled offering) is limited to ten participants, it has ten slots. Each participant who enrolls is placed into a slot. If nine users enroll into the course, then nine of ten slots are occupied. Slots are important because you can reserve slots for users. You can, for example, say that a course has ten slots and five of them are reserved for users of a particular organization.	Edm.Int64
scheduleID	This is the unique ID of a scheduled offering. A scheduled offering is an instance of a learning item (a course, usually) that is scheduled to take place at a given date and time. Therefore, although the learning item ID is the same for its January and February scheduled offerings (for example), the scheduled offering ID of the January instance is different from the February instance.	Edm.Int64
enrollStatID	This is the registration status for this user in this entity.	Edm.String
enrollDate	This is the date of enrollment - the date that the user was added to the entity.	Edm.Int64
comments	These are comments about the enrollment for the user. They could explain, for example, why an administrator made an exception for enrolling a particular user.	Edm.String
shippingAddress	This is the street address used for shipping.	Edm.String

Property Name	Description	Property Type
shippingCity	This is the city used in the shipping address.	Edm.String
shippingState	This is the state or province used in the shipping address.	Edm.String
shippingPostal	This is the postal code used in the shipping address.	Edm.String
shippingCountry	This is the country used in the shipping address.	Edm.String
shippingPhoneNo	This is the phone number that can contact someone at the shipping address for information about the shipment.	Edm.String
shippingFaxNo	This is the fax number where you can send documents at the shipping address. For example, a place to fax shipping labels.	Edm.String
shippingEmailAddress	This is the email address that can contact someone at the shipping address for information about the shipment.	Edm.String
lastUpdateUser	This is the user who most recently updated the entity.	Edm.String
lastUpdateTimestamp	This is the last time that the entity was updated. Returned in Unix Epoch.	Edm.Int64
addUser	The user who added the entity.	Edm.String
cancelDate	If the user cancels, this is the date of the cancellaton.	Edm.Int64
orderItemID	The order ID associated with the learning item.	Edm.Int64
paymentOrderTicketNo	If this order is paid with a ticket, this is the number of the ticket.	Edm.String
ticketSequence		Edm.Int64
origin		Edm.String
withdrawPending	If the user is cancelling and that withdraw is pending, this is true.	Edm.Boolean
criteria		Namespace1_Alias.criteria

Property Name	Description	Property Type
totalCount		Edm.Int64

criteria

Property Name	Description	Property Type
scheduleID	This is the unique ID of a scheduled offering. A scheduled offering is an instance of a learning item (a course, usually) that is scheduled to take place at a given date and time. Therefore, although the learning item ID is the same for its January and February scheduled offerings (for example), the scheduled offering ID of the January instance is different from the February instance.	Edm.Int64
skiptoken		Edm.String

criteria

Property Name	Description	Property Type
scheduleID	This is the unique ID of a scheduled offering. A scheduled offering is an instance of a learning item (a course, usually) that is scheduled to take place at a given date and time. Therefore, although the learning item ID is the same for its January and February scheduled offerings (for example), the scheduled offering ID of the January instance is different from the February instance.	Edm.Int64

SegmentAttendances

Property Name	Description	Property Type
scheduleID	This is the unique ID of a scheduled offering. A scheduled offering is an instance of a learning item (a course, usually) that is scheduled to take place at a given date and time. Therefore, although the learning item ID is the same for its January and February scheduled offerings (for example), the scheduled offering ID of the January instance is different from the February instance.	Edm.Int64

Property Name	Description	Property Type
userID	This is the unique ID of a user in the Learning Management System (LMS). This is recognized within the LMS only. If you want an ID that is recognized throughout SAP SuccessFactors HCM suite, you want to get the Person GUID or Person External ID.	Edm.String
segmentID	This is the unique ID of a segment. A segment is one part of a course (a learning item or scheduled offering). For example, if a course meets over two days, each day can be a segment. This allows you to track attendance on a more granular level: you can see who attended (in this example) the first day and who attended the second day. You can also assign instructors per segment. It could be that one instructor teaches the first day and a different instructor teaches the second day.	Edm.Int64
comments	These are internal comments about the entity. In general, they are not for users. Instead they are administrators' comments to themselves.	Edm.String
errorMessage	This includes any error messages.	Edm.String

#### EnrollmentStatus

Property Name	Description	Property Type
scheduleID	This is the unique ID of a scheduled offering. A scheduled offering is an instance of a learning item (a course, usually) that is scheduled to take place at a given date and time. Therefore, although the learning item ID is the same for its January and February scheduled offerings (for example), the scheduled offering ID of the January instance is different from the February instance.	Edm.Int64

Property Name	Description	Property Type
userID	This is the unique ID of a user in the Learning Management System (LMS). This is recognized within the LMS only. If you want an ID that is recognized throughout SAP SuccessFactors HCM suite, you want to get the Person GUID or Person External ID.	Edm.String
newEnrollmentStatusID	This is the registration status for this user in this entity.	Edm.String
registrationChangeTime	This is the time that a registration change occurred for purposes of auditing the change.	Edm.Int64
timezone	This is the time zone for registration-ChangeTime. It is the time zone that the change is recorded in.	Edm.String
errorMessage	This contains any error messages.	Edm.String

#### Enrollments

Property Name	Description	Property Type
scheduleID	This is the unique ID of a scheduled offering. A scheduled offering is an instance of a learning item (a course, usually) that is scheduled to take place at a given date and time. Therefore, although the learning item ID is the same for its January and February scheduled offerings (for example), the scheduled offering ID of the January instance is different from the February instance.	Edm.Int64
studentID	This is the unique ID of a user in the Learning Management System (LMS). This is recognized within the LMS only. If you want an ID that is recognized throughout SAP SuccessFactors HCM suite, you want to get the Person GUID or Person External ID.	Edm.String
enrollmentStatusID	This is the registration status for this user in this entity.	Edm.String

Property Name	Description	Property Type
notifyUser	If the value of this is true, and if the user has an email address on file, the user receives a notification of the enrollment.	Edm.Boolean
notifyInstructor	If the value of this is true, and if the instructor has an email address on file, the instructor receives a notification of the enrollment.	Edm.Boolean
notifySupervisor	If the value of this is true, and if the learning supervisor has an email address on file, the learning supervisor receives a notification of the enrollment.	Edm.Boolean
notifyContacts	If the value of this is true, and if the offering has a list of contact email addresses on file, the contacts receive a notification of the enrollment.	Edm.Boolean
comments	These are comments about the enrollment.	Edm.String
errorMessage	This contains error messages about the enrollment.	Edm.String
warningMessage	This contains warning messages about the enrollment.	Edm.String
warningOverride	If the value of this is true, then you can override warning messages.	Edm.Boolean

#### UserScheduleBlock

Property Name	Description	Property Type
userId	This is the user to whom the schedule block should be applied.,This is the unique ID of a user in the Learning Management System (LMS). This is recognized within the LMS only. If you want an ID that is recognized throughout SAP SuccessFactors HCM suite, you want to get the Person GUID or Person External ID.	Edm.String

Property Name	Description	Property Type
personExternalID	This is a mutable identifier for one person across all of SAP SuccessFactors HCM suite. This is different from an LMS user ID (often called STUDENT ID). The student ID is used only within the Learning Management System (LMS). It is also different from the PERSON GUID, which is used throughout SAP SuccessFactors HCM suite but is immutable. In most cases, you use the person ID when you want to call a single user throughout the suite.	Edm.String
personGUID	This is an internally generated, immutable identifier for one person across all of SAP SuccessFactors HCM suite. This is different from an LMS user ID (often called STUDENT ID). The student ID is used only within the Learning Management System (LMS). It is also different from the PERSON ID, which is used throughout SAP SuccessFactors HCM suite but is mutable. In most cases, you use the person ID when you want to call a single user throughout the suite.	Edm.String
scheduleBlockId	The unique ID of the schedule block.	Edm.String
leaveStartDate	If the schedule block applies to a leave request, this is the start date of the leave.	Edm.Int64
leaveEndDate	If the schedule block applies to a leave request, this is the end date of the leave.	Edm.Int64
externalCode		Edm.String
iseRuleId		Edm.String
domain	This is the security domain ID of the entity. You can associate a record with an access domain to control the administrators who can access the record. What an administrator can access and do for a record depends on how you configured the entity, function, and workflow domain restrictions of the role ID that is associated with the administrator. Defaults to PUBLIC.	Edm.String



Property Name	Description	Property Type
active	If the value is true then the user is active. If the value is false, then the user is inactive.,Defaults to true.	Edm.Boolean

errorMessage	This contains any error messages.	Edm.String
--------------	-----------------------------------	------------

#### Messages

Property Name	Description	Property Type
type	This is the type of message.	Edm.String
text	This is the text of the message.	Edm.String

#### RefundPolicies

Property Name	Description	Property Type
chargeAmount	When processing a refund, this is the amount to charge according to the cancellation policies you set up in the Learning Management System (LMS). You get an amount when the cancellation policy charges a fixed amount for canceling.	Edm.Double
chargePercentage	When processing a refund, this is the charge percentage according to the cancellation policies you set up in the Learning management System. You get a percentage when the cancellation policy charges a percentage of the cost for canceling.	Edm.Int32
chargeCurrencyCode	When processing a refund, this is the currency for the transaction.	Edm.String
scheduleID	This is the unique ID of the scheduled offering that is the subject of the refund.	Edm.Int64
sequenceID	Not used.	Edm.Int32
messages		Collection(Namespace1_Alias.Messages)

#### EnrollmentCancellations

Property Name	Description	Property Type
cancelled	If true, then the enrollment is cancelled.	Edm.Boolean
chargeAmount	When processing a refund, this is the amount to charge according to the cancellation policies you set up in the Learning Management System (LMS). You get an amount when the cancellation policy charges a fixed amount for canceling.	Edm.Double

Property Name	Description	Property Type
chargePercentage	When processing a refund, this is the charge percentage according to the cancellation policies you set up in the Learning management System. You get a percentage when the cancellation policy charges a percentage of the cost for canceling.	Edm.Int32
chargeCurrencyCode	This is the currency code of the transaction.	Edm.String
scheduleID	This is the unique ID of the scheduled offering that	Edm.Int64
sequenceID	This is not used.	Edm.Int32
messages		Collection(Namespace1_Alias.Messages)

instructors

Property Name	Description	Property Type
instructorID	This is the unique ID of an instructor in the Learning Mangement System. If the instructor is also a user (this is often the case when instructors are employees at the company), then keep in mind that this is their INSTRUCTOR ID as opposed to their LEARNER ID.	Edm.String
lastName	This is the family name of the instructor.	Edm.String
firstName	This is the given name of the instructor.	Edm.String
middleInitial	This is a middle initial of the instructor.	Edm.String
primary	If the value of this is true, then this is the primary instructor. If false, then the instructor is secondary. Primary instructors are usually the ones responsible for organizing the training, posting learning results, and hosting Virtual Learning Sessions (VLS). You can also require that primary instructors are qualified to instruct the learning item. Secondary instructors support the primary instructors.	Edm.Boolean

**Parent topic:** [Managing User Enrollment and Attendance Through Web Services \[page 2149\]](#)

## Related Information

[Enrolling Users into Classes \[page 2149\]](#)

[Getting a Course Roster \[page 2153\]](#)

[Modifying Enrollment Status with a Web Service \[page 2157\]](#)

[Getting Classes with a Web Service \[page 2161\]](#)

[Marking Attendance for Users in Courses \[page 2163\]](#)

[user/scheduledoffering-service/v1 Metadata Call \[page 2187\]](#)

### 9.8.2.3.7 user/scheduledoffering-service/v1 Metadata Call

Call for `user/scheduledoffering-service/v1` to manage classes as a user or manager.

Use this metadata call when you want to modify the enrollment status of users. This API does not support the commerce flow.

#### Sample Code

```
GET /learning/odatav4/public/user/scheduledoffering-service/v1/$metadata
```

Headers

Header	Value
Authorization	Bearer oauth_token

## Containers

Containers

Container Name	Property Type
EnrollmentListings	Namespace1_Alias.EnrollmentListing
EnrollmentListings	Namespace1_Alias.EnrollmentListing
ScheduledOfferings	Namespace1_Alias.ScheduledOffering
SegmentAttendances	Namespace1_Alias.SegmentAttendance
EnrollmentStatuses	Namespace1_Alias.EnrollmentStatus
Enrollments	Namespace1_Alias.Enrollment
UserScheduleBlocks	Namespace1_Alias.UserScheduleBlock
RefundPolicies	Namespace1_Alias.RefundPolicies
EnrollmentCancellations	Namespace1_Alias.EnrollmentCancellations

Container Name	Property Type
AvailableSeats	Namespace1_Alias.AvailableSeats

## Entity Types

### EnrollmentListing

Property Name	Description	Property Type
enrollSeatID	This is the unique ID of the enrollment seat for the user in the current class. The value is a number.	Edm.Int64
studentID	This is the unique ID of a user in the Learning Management System (LMS). This is recognized within the LMS only. If you want an ID that is recognized throughout SAP SuccessFactors HCM suite, you want to get the Person GUID or Person External ID.	Edm.String
enrollSlotID	This is the unique ID of the enrollment slot. A slot is a spot in a training course that a user can enroll into. For example, if a course (a class) is limited to ten participants, it has ten slots. Each participant who enrolls is placed into a slot. If nine users enroll into the course, then nine of ten slots are occupied. Slots are important because you can reserve slots for users. You can, for example, say that a course has ten slots and five of them are reserved for users of a particular organization.	Edm.Int64
scheduleID	This is the unique ID of a class. A class is an instance of a learning item (a course, usually) that is scheduled to take place at a given date and time. Therefore, although the learning item ID is the same for its January and February classes (for example), the class ID of the January instance is different from the February instance.	Edm.Int64

Property Name	Description	Property Type
enrollStatID	This is the registration status for this user in this entity.	Edm.String
enrollDate	This is the date of enrollment - the date that the user was added to the entity.	Edm.Int64
comments	These are comments about the enrollment for the user. They could explain, for example, why an administrator made an exception for enrolling a particular user.	Edm.String
shippingAddress	This is the street address used for shipping.	Edm.String
shippingCity	This is the city used in the shipping address.	Edm.String
shippingState	This is the state or province used in the shipping address.	Edm.String
shippingPostal	This is the postal code used in the shipping address.	Edm.String
shippingCountry	This is the country used in the shipping address.	Edm.String
shippingPhoneNo	This is the phone number that can contact someone at the shipping address for information about the shipment.	Edm.String
shippingFaxNo	This is the fax number where you can send documents at the shipping address. For example, a place to fax shipping labels.	Edm.String
shippingEmailAddress	This is the email address that can contact someone at the shipping address for information about the shipment.	Edm.String
lastUpdateUser	This is the user who most recently updated the entity.	Edm.String
lastUpdateTimestamp	This is the last time that the entity was updated. Returned in Unix Epoch.	Edm.Int64
addUser	The user who added the entity.	Edm.String
cancelDate	If the user cancels, this is the date of the cancellation.	Edm.Int64

Property Name	Description	Property Type
orderItemID	The order ID associated with the learning item.	Edm.Int64
paymentOrderTicketNo	If this order is paid with a ticket, this is the number of the ticket.	Edm.String
ticketSequence		Edm.Int64
origin		Edm.String
withdrawPending	If the user is cancelling and that withdraw is pending, this is true.	Edm.Boolean
criteria		Namespace1_Alias.criteria
totalCount		Edm.Int64

#### EnrollmentListing

Property Name	Description	Property Type
enrollmentListing		Collection(Namespace1_Alias.EnrollmentListing)
criteria		Namespace1_Alias.criteria

#### ScheduledOffering

Property Name	Description	Property Type
scheduleID		Edm.Int64
description	This is a description of the entity. In most cases, the description is available to users to tell them about the entity.	Edm.String
typeComponent	Item type IDs are a critical categorization in because they determine how users are marked complete for a learning item. One item type can have completion statuses of pass and fail while another might have completion statuses of pass, fail and incomplete.	Edm.String
componentTypeID	Item type IDs are a critical categorization in because they determine how users are marked complete for a learning item. One item type can have completion statuses of pass and fail while another might have completion statuses of pass, fail and incomplete.	Edm.String
activityOrComponentID	This is the unique ID of a learning item.	Edm.String

Property Name	Description	Property Type
revisionDate	This is the revision date of this entity. Learning items often have revision dates that correspond to a regulator's revision of compliance measures. Each later revision date is a later iteration of a learning item. The revision date is in Unix Epoch time.	Edm.Int64
maximumEnrollment	This is the maximum amount of users who can enroll into the course.	Edm.Int64
minimumEnrollment	This is the minimum amount of users who must enroll into the course for the course to take place.	Edm.Int64
contact	This is the person or group who can be contacted about this entity. For example, someone to call about details for a class.	Edm.String
emailAddress	This is the email address of a person or group (distribution list) who can be contacted about this entity. For example, a distribution list of people who know about a class.	Edm.String
phoneNo	This is the telephone number for a person or group (answering service) who can be contacted about this entity. For example, the phone number of a department that can answer questions about a class.	Edm.String
faxNo	This is the fax number for a person or group who can be contacted about this entity. For example, your company might set up a fax number if you need to fax release forms to a department.	Edm.String
enrollmentCutoffDate	The date after which users are no longer allowed to enroll into the entity. Cut off dates give instructors time to look at a class roster and decide how to structure the course for that roster and give administrators some time to set things up before the course starts.	Edm.Int64

Property Name	Description	Property Type
selfEnrollment	If this value is true, then users can enroll themselves into this entity. If false, then they cannot enroll themselves. Enrollment is not necessarily automatic when this value is true. There could be an approval process attached to enrollment.	Edm.Boolean
scheduleDesc	This is a description of the entity. In most cases, the description is available to users to tell them about the entity.	Edm.String
comments	These are internal comments about the entity. In general, they are not for users. Instead they are administrators' comments to themselves.	Edm.String
lastUpdateUser	This is the user who most recently updated the entity.	Edm.String
lastUpdateTimestamp	This is the last time that the entity was updated. Returned in Unix Epoch.	Edm.Int64
notActive	If the value is false then the user is active. If the value is true, then the user is inactive.	Edm.Boolean
scheduleEnrollStatus	This is a description of the number of seats available, the seats filled, and the number of waitlisted users.	Edm.String
enrollmentComments	These are comments about the enrollment for the user. They could explain, for example, why an administrator made an exception for enrolling a particular user.	Edm.String
revisionNo	This is the revision number of this entity. Each revision date has a revision number. Users sometimes know the revision number of training instead of the revision date. For example, they might know that they want revision 2 of a training, regardless of the date that it was revised.	Edm.String
enrollmentSeatID	If this user is already enrolled in this class, this value is the unique ID of the seat that the user occupies. If this user is not enrolled in this class, then this value is null.	Edm.Int64



Property Name	Description	Property Type
studentEnrollmentStatusTypeLabelID	This is the registration status for this entity, with the key you need to translate it to this user's language.	Edm.String
studentEnrollmentStatusType	This is the registration type that has been assigned to the user.	Edm.String
studentEnrollmentStatus	This is the registration status for this user in this entity.	Edm.String
timeZoneID	This is the time zone of the entity.	Edm.String
displayInScheduleTimeZone	If this value is true, then the times of the entity are in the class time zone. If this value is false, then the times are in the users' time zones.	Edm.Boolean
userCanWaitlist	If this value is true, then the user can get on the wait list for the course. If someone withdraws from the course, the system picks users in the order that they went onto the wait list. In a literal sense, this user can move himself/herself to the registration status of Waitlisted.	Edm.Boolean
titleLabelKey	This is the ID that the LMS uses to look up the title of the entity and return a value that is translated to this users' language/locale.	Edm.String
timeZoneLabelValue	This is the time zone of the entity, in a human readable format.	Edm.String
enrolledCount	This is the number of users who are currently enrolled.	Edm.Int64
availableSeatCount	This is the number of available seats left in the class (the number of users who can still enroll in the class).	Edm.Int64
instructors		Collection(Namespace1_Alias.instructors)
criteria		Namespace1_Alias.criteria
SegmentAttendance		
Property Name	Description	Property Type
segmentAttendances		Collection(Namespace1_Alias.SegmentAttendances)

## EnrollmentStatus

Property Name	Description	Property Type
primaryKey	This is a primary key for the wrapper. It must be included even though, as a collection, there is no primary key. Pass any value. It will be ignored. Convention, however, is to pass an empty primary key.	Edm.String
enrollmentStatus		Collection(Namespace1_Alias.EnrollmentStatus)

## Enrollment

Property Name	Description	Property Type
enrollments		Collection(Namespace1_Alias.Enrollments)

## UserScheduleBlock

Property Name	Description	Property Type
primaryKey	This is a primary key for the wrapper. It is required. Pass any value. It will be ignored. Convention is to pass an empty primary key.	Edm.String
userScheduleBlock		Collection(Namespace1_Alias.UserScheduleBlock)

## RefundPolicies

Property Name	Description	Property Type
privateKey		Edm.String
studentID		Edm.String
refundPolicies		Collection(Namespace1_Alias.RefundPolicies)
messages		Collection(Namespace1_Alias.Messages)

## EnrollmentCancellations

Property Name	Description	Property Type
studentID		Edm.String
enrollmentCancellations		Collection(Namespace1_Alias.EnrollmentCancellations)
messages		Collection(Namespace1_Alias.Messages)

## AvailableSeats

Property Name	Description	Property Type
scheduleID	This is the unique ID of a class. A class is an instance of a learning item (a course, usually) that is scheduled to take place at a given date and time. Therefore, although the learning item ID is the same for its January and February classes (for example), the class ID of the January instance is different from the February instance.	Edm.Int64
typeComponent	Item type IDs are a critical categorization in because they determine how users are marked complete for a learning item. One item type can have completion statuses of pass and fail while another might have completion statuses of pass, fail and incomplete.	Edm.String
componentTypeID	Item type IDs are a critical categorization in because they determine how users are marked complete for a learning item. One item type can have completion statuses of pass and fail while another might have completion statuses of pass, fail and incomplete.	Edm.String
activityOrComponentID	This is the unique ID of a learning item.	Edm.String
maximumEnrollment	This is the maximum amount of users who can enroll into the course.	Edm.Int64
minimumEnrollment	This is the minimum amount of users who must enroll into the course for the course to take place.	Edm.Int64
notActive	If the value is false then the user is active. If the value is true, then the user is inactive.	Edm.Boolean
enrollmentCutoffDate	The date after which users are no longer allowed to enroll into the entity. Cut off dates give instructors time to look at a class roster and decide how to structure the course for that roster and give administrators some time to set things up before the course starts.	Edm.Int64

Property Name	Description	Property Type
selfEnrollment	If this value is true, then users can enroll themselves into this entity. If false, then they cannot enroll themselves. Enrollment is not necessarily automatic when this value is true. There could be an approval process attached to enrollment.	Edm.Boolean
scheduleDesc	This is a description of the class.	Edm.String
comments	This is a comment about the entity.	Edm.String
lastUpdateUser	This is the user who most recently updated the entity.	Edm.String
lastUpdateTimestamp	This is the last time that the entity was updated. Returned in Unix Epoch.	Edm.Int64
timeZoneID	This is the time zone of the lastUpdateTimestamp	Edm.String
displayInScheduleTimeZone	If this value is true, then the times of the entity are in the class time zone. If this value is false, then the times are in the users' time zones.	Edm.Boolean
userCanWaitlist	If this value is true, then the user can get on the wait list for the course. If someone withdraws from the course, the system picks users in the order that they went onto the wait list. In a literal sense, this user can move himself/herself to the registration status of Waitlisted.	Edm.Boolean
availableSeatCount	This is the number of available seats left in the class (the number of users who can still enroll in the class).	Edm.Int64
cancelled	If this value is true, then this is cancelled.	Edm.Boolean
cancelledDate	If this is cancelled, the date that it is cancelled.	Edm.Int64
closedDate	If this is closed, then this is the date that it closed.	Edm.Int64
closed	If this value is true, this is closed. A closed seat is not available.	Edm.Boolean
messages		Collection(Namespace1_Alias.Messages)

## Complex Types

### EnrollmentListing

Property Name	Description	Property Type
enrollSeatID	This is the unique ID of the enrollment seat for the user in the current class. The value is a number.	Edm.Int64
studentID	This is the unique ID of a user in the Learning Management System (LMS). This is recognized within the LMS only. If you want an ID that is recognized throughout SAP SuccessFactors HCM suite, you want to get the Person GUID or Person External ID.	Edm.String
enrollSlotID	This is the unique ID of the enrollment slot. A slot is a spot in a training course that a user can enroll into. For example, if a course (a class) is limited to ten participants, it has ten slots. Each participant who enrolls is placed into a slot. If nine users enroll into the course, then nine of ten slots are occupied. Slots are important because you can reserve slots for users. You can, for example, say that a course has ten slots and five of them are reserved for users of a particular organization.	Edm.Int64
scheduleID	This is the unique ID of a class. A class is an instance of a learning item (a course, usually) that is scheduled to take place at a given date and time. Therefore, although the learning item ID is the same for its January and February classes (for example), the class ID of the January instance is different from the February instance.	Edm.Int64
enrollStatID	This is the registration status for this user in this entity.	Edm.String
enrollDate	This is the date of enrollment - the date that the user was added to the entity.	Edm.Int64

Property Name	Description	Property Type
comments	These are comments about the enrollment for the user. They could explain, for example, why an administrator made an exception for enrolling a particular user.	Edm.String
shippingAddress	This is the street address used for shipping.	Edm.String
shippingCity	This is the city used in the shipping address.	Edm.String
shippingState	This is the state or province used in the shipping address.	Edm.String
shippingPostal	This is the postal code used in the shipping address.	Edm.String
shippingCountry	This is the country used in the shipping address.	Edm.String
shippingPhoneNo	This is the phone number that can contact someone at the shipping address for information about the shipment.	Edm.String
shippingFaxNo	This is the fax number where you can send documents at the shipping address. For example, a place to fax shipping labels.	Edm.String
shippingEmailAddress	This is the email address that can contact someone at the shipping address for information about the shipment.	Edm.String
lastUpdateUser	This is the user who most recently updated the entity.	Edm.String
lastUpdateTimestamp	This is the last time that the entity was updated. Returned in Unix Epoch.	Edm.Int64
addUser	The user who added the entity.	Edm.String
cancelDate	If the user cancels, this is the date of the cancellation.	Edm.Int64
orderItemID	The order ID associated with the learning item.	Edm.Int64
paymentOrderTicketNo	If this order is paid with a ticket, this is the number of the ticket.	Edm.String

Property Name	Description	Property Type
ticketSequence		Edm.Int64
origin		Edm.String
withdrawPending	If the user is cancelling and that withdraw is pending, this is true.	Edm.Boolean
criteria		Namespace1_Alias.criteria
totalCount		Edm.Int64

criteria

Property Name	Description	Property Type
scheduleID	This is the unique ID of a class. A class is an instance of a learning item (a course, usually) that is scheduled to take place at a given date and time. Therefore, although the learning item ID is the same for its January and February classes (for example), the class ID of the January instance is different from the February instance.	Edm.Int64
skiptoken		Edm.String

criteria

Property Name	Description	Property Type
scheduleID	This is the unique ID of a class. A class is an instance of a learning item (a course, usually) that is scheduled to take place at a given date and time. Therefore, although the learning item ID is the same for its January and February classes (for example), the class ID of the January instance is different from the February instance.	Edm.Int64

## SegmentAttendances

Property Name	Description	Property Type
scheduleID	This is the unique ID of a class. A class is an instance of a learning item (a course, usually) that is scheduled to take place at a given date and time. Therefore, although the learning item ID is the same for its January and February classes (for example), the class ID of the January instance is different from the February instance.	Edm.Int64
userID	This is the unique ID of a user in the Learning Management System (LMS). This is recognized within the LMS only. If you want an ID that is recognized throughout SAP SuccessFactors HCM suite, you want to get the Person GUID or Person External ID.	Edm.String
segmentID	This is the unique ID of a segment. A segment is one part of a course (a learning item or class). For example, if a course meets over two days, each day can be a segment. This allows you to track attendance on a more granular level: you can see who attended (in this example) the first day and who attended the second day. You can also assign instructors per segment. It could be that one instructor teaches the first day and a different instructor teaches the second day.	Edm.Int64
comments	These are internal comments about the entity. In general, they are not for users. Instead they are administrators' comments to themselves.	Edm.String
errorMessage	This includes any error messages.	Edm.String



## EnrollmentStatus

Property Name	Description	Property Type
scheduleID	This is the unique ID of a class. A class is an instance of a learning item (a course, usually) that is scheduled to take place at a given date and time. Therefore, although the learning item ID is the same for its January and February classes (for example), the class ID of the January instance is different from the February instance.	Edm.Int64
userID	This is the unique ID of a user in the Learning Management System (LMS). This is recognized within the LMS only. If you want an ID that is recognized throughout SAP SuccessFactors HCM suite, you want to get the Person GUID or Person External ID.	Edm.String
newEnrollmentStatusID	This is the registration status for this user in this entity.	Edm.String
registrationChangeTime	This is the time that a registration change occurred for purposes of auditing the change.	Edm.Int64
timezone	This is the time zone for registration-ChangeTime. It is the time zone that the change is recorded in.	Edm.String
errorMessage	This contains any error messages.	Edm.String

## Enrollments

Property Name	Description	Property Type
scheduleID	This is the unique ID of a class. A class is an instance of a learning item (a course, usually) that is scheduled to take place at a given date and time. Therefore, although the learning item ID is the same for its January and February classes (for example), the class ID of the January instance is different from the February instance.	Edm.Int64

Property Name	Description	Property Type
studentID	This is the unique ID of a user in the Learning Management System (LMS). This is recognized within the LMS only. If you want an ID that is recognized throughout SAP SuccessFactors HCM suite, you want to get the Person GUID or Person External ID.	Edm.String
enrollmentStatusID	This is the registration status for this user in this entity.	Edm.String
notifyUser	If the value of this is true, and if the user has an email address on file, the user receives a notification of the enrollment.	Edm.Boolean
notifyInstructor	If the value of this is true, and if the instructor has an email address on file, the instructor receives a notification of the enrollment.	Edm.Boolean
notifySupervisor	If the value of this is true, and if the learning supervisor has an email address on file, the learning supervisor receives a notification of the enrollment.	Edm.Boolean
notifyContacts	If the value of this is true, and if the offering has a list of contact email addresses on file, the contacts receive a notification of the enrollment.	Edm.Boolean
comments	These are comments about the enrollment.	Edm.String
errorMessage	This contains error messages about the enrollment.	Edm.String
warningMessage	This contains warning messages about the enrollment.	Edm.String
warningOverride	If the value of this is true, then you can override warning messages.	Edm.Boolean

## UserScheduleBlock

Property Name	Description	Property Type
userId	This is the user to whom the schedule block should be applied.,This is the unique ID of a user in the Learning Management System (LMS). This is recognized within the LMS only. If you want an ID that is recognized throughout SAP SuccessFactors HCM suite, you want to get the Person GUID or Person External ID.	Edm.String
personExternalID	This is a mutable identifier for one person across all of SAP SuccessFactors HCM suite. This is different from an LMS user ID (often called STUDENT ID). The student ID is used only within the Learning Management System (LMS). It is also different from the PERSON GUID, which is used throughout SAP SuccessFactors HCM suite but is immutable. In most cases, you use the person ID when you want to call a single user throughout the suite.	Edm.String
personGUID	This is an internally generated, immutable identifier for one person across all of SAP SuccessFactors HCM suite. This is different from an LMS user ID (often called STUDENT ID). The student ID is used only within the Learning Management System (LMS). It is also different from the PERSON ID, which is used throughout SAP SuccessFactors HCM suite but is mutable. In most cases, you use the person ID when you want to call a single user throughout the suite.	Edm.String
scheduleBlockId	The unique ID of the schedule block.	Edm.String
leaveStartDate	If the schedule block applies to a leave request, this is the start date of the leave.	Edm.Int64
leaveEndDate	If the schedule block applies to a leave request, this is the end date of the leave.	Edm.Int64
externalCode		Edm.String
iseRuleId		Edm.String

Property Name	Description	Property Type
domain	This is the security domain ID of the entity. You can associate a record with an access domain to control the administrators who can access the record. What an administrator can access and do for a record depends on how you configured the entity, function, and workflow domain restrictions of the role ID that is associated with the administrator. Defaults to PUBLIC.	Edm.String

active	If the value is true then the user is active. If the value is false, then the user is inactive. Defaults to true.	Edm.Boolean
--------	---	-------------

errorMessage	This contains any error messages.	Edm.String
--------------	-----------------------------------	------------

#### Messages

Property Name	Description	Property Type
type	This is the type of message.	Edm.String
text	This is the text of the message.	Edm.String

#### RefundPolicies

Property Name	Description	Property Type
chargeAmount	When processing a refund, this is the amount to charge according to the cancellation policies you set up in the Learning Management System (LMS). You get an amount when the cancellation policy charges a fixed amount for canceling.	Edm.Double
chargePercentage	When processing a refund, this is the charge percentage according to the cancellation policies you set up in the Learning management System. You get a percentage when the cancellation policy charges a percentage of the cost for canceling.	Edm.Int32
chargeCurrencyCode	When processing a refund, this is the currency for the transaction.	Edm.String
scheduleID	This is the unique ID of the class that is the subject of the refund.	Edm.Int64
sequenceID	Not used.	Edm.Int32
messages		Collection(Namespace1_Alias.Messages)

## EnrollmentCancellations

Property Name	Description	Property Type
cancelled	If true, then the enrollment is cancelled.	Edm.Boolean
chargeAmount	When processing a refund, this is the amount to charge according to the cancellation policies you set up in the Learning Management System (LMS). You get an amount when the cancellation policy charges a fixed amount for canceling.	Edm.Double
chargePercentage	When processing a refund, this is the charge percentage according to the cancellation policies you set up in the Learning management System. You get a percentage when the cancellation policy charges a percentage of the cost for canceling.	Edm.Int32
chargeCurrencyCode	This is the currency code of the transaction.	Edm.String
scheduleID	This is the unique ID of the class that	Edm.Int64
sequenceID	This is not used.	Edm.Int32
messages		Collection(Namespace1_Alias.Messages)

## instructors

Property Name	Description	Property Type
instructorID	This is the unique ID of an instructor in the Learning Manganement System. If the instructor is also a user (this is often the case when instructors are employees at the company), then keep in mind that this is their INSTRUCTOR ID as opposed to their LEARNER ID.	Edm.String
lastName	This is the family name of the instructor.	Edm.String
firstName	This is the given name of the instructor.	Edm.String
middleInitial	This is a middle initial of the instructor.	Edm.String

Property Name	Description	Property Type
primary	If the value of this is true, then this is the primary instructor. If false, then the instructor is secondary. Primary instructors are usually the ones responsible for organizing the training, posting learning results, and hosting Virtual Learning Sessions (VLS). You can also require that primary instructors are qualified to instruct the learning item. Secondary instructors support the primary instructors.	Edm.Boolean

**Parent topic:** [Managing User Enrollment and Attendance Through Web Services \[page 2149\]](#)

## Related Information

[Enrolling Users into Classes \[page 2149\]](#)

[Getting a Course Roster \[page 2153\]](#)

[Modifying Enrollment Status with a Web Service \[page 2157\]](#)

[Getting Classes with a Web Service \[page 2161\]](#)

[Marking Attendance for Users in Courses \[page 2163\]](#)

[admin/scheduledoffering-service/v1 Metadata Call \[page 2167\]](#)

## 9.8.2.4 Finding Learning and Course Information

### 9.8.2.4.1 Searching for Learning Items with a Web Service

Learning items are the basic unit of tracking in the Learning Management System (LMS), and they are usually courses that you offer, so this is a core search process in the LMS.

Because learning items are the core tracking unit of the Learning Management System (LMS), searching for them is a common use case. But before you search for learning items individually, first consider other ways of searching. For example, if you want to build an integration into users' existing course catalogs, we recommend that you use the catalog search instead. Or, if you want to see the learning items assigned to a user, get the users' learning assignments.

[Get Learning Items \[page 2207\]](#)

Get learning items (courses) through a search.

## 9.8.2.4.1.1 Get Learning Items

Get learning items (courses) through a search.

### → Remember

URL syntax cannot have spaces. If you are testing the call, in a browser tool, substitute %20 for white space in the URL.

### ↗ Sample Code

```
GET /learning/odatav4/public/admin/searchItem/v1/Items?
$filter=criteria/domainIDs eq 'PUBLIC' and
criteria/itemTypeID eq 'COURSE' and
criteria/active eq true
```

## Response: Items

### ↗ Output Code

```
{
  "value": [
    {
      itemID: "EHS-126"
      itemTitle: "Security Awareness Education"
      itemTypeID: "COURSE"
      revisionDate: 1448927520000
      classificationID: "TIME-BASED"
      sourceID: "VENDOR"
      deliveryMethodID: "ILT"
      domainID: "PUBLIC"
      active: true
      criteria: null
      totalCount: null
    }
  ]
}
```

Parent topic: [Searching for Learning Items with a Web Service \[page 2206\]](#)

## 9.8.2.4.2 Searching Learning Management System Catalogs

Use the learning catalog search to search the SAP SuccessFactors Learning courses and other learning objects that users have access to.

Users have a learning catalog, which is the collection of learning objects that are available to them. You search the catalog to return specific learning items that are of interest to the user. When you call it as a user, the results are specific to that user's catalog access.

#### [Catalog Search Average Ratings Sort and Filter \[page 2208\]](#)

Use the average ratings sort of the learning catalog search to sort courses by rating as well as filtering unrated courses for inclusion in the search.

#### [Get Catalog Items \[page 2209\]](#)

Get catalog items through a search.

#### [Get Catalog Details \[page 2211\]](#)

Get catalog details such as curricula, programs, collections, and items.

#### [Get Catalog Class Details \[page 2213\]](#)

Get catalog class schedule details through a search.

### 9.8.2.4.2.1 Catalog Search Average Ratings Sort and Filter

Use the average ratings sort of the learning catalog search to sort courses by rating as well as filtering unrated courses for inclusion in the search.

You can now sort catalog search results by rating. Rated courses appear first, then courses enabled for rating but not yet rated, and finally, courses that are not enabled for rating. If you are a user with thousands of learning items in a catalog, the *Average Ratings* sort search will limit the results to those that contain the highest match of the combined search terms rather than taking each individual term into account. This alternative catalog search engine process is based on a progressive "and" relationship of search terms instead of an occurrence-based "or" style process.

You can also filter catalog search results by average rating with an option to include unrated courses. The filter displays the number of courses available for each filter option to assist you in selecting a rating threshold. You have the option to clear a filter if you do not wish to use it. If the search results do not contain any rated courses, the *Average Rating* filter will not appear.

The Average Ratings sort search and filter are available on the PC for the user catalog as well as manager tools, site catalog, and training planner. Administrators can configure the catalog sort by and filter features independently.

**Parent topic:** [Searching Learning Management System Catalogs \[page 2207\]](#)

## Related Information

[Get Catalog Items \[page 2209\]](#)

[Get Catalog Details \[page 2211\]](#)

[Get Catalog Class Details \[page 2213\]](#)



## 9.8.2.4.2.2 Get Catalog Items

Get catalog items through a search.

### → Remember

URL syntax cannot have spaces. If you are testing the call, in a browser tool, substitute %20 for white space in the URL.

### ↔ Sample Code

```
GET /learning/odatav4/catalogSearch/v1/CatalogItems?
$filter=criteria/CourseCategory eq 'QuickGuide'
and criteria/ShowBlended eq true
and criteria/SelectedFacilityIDs eq 'DC,DUB'
and criteria/showBlended eq true
```

## Response: CatalogItems

### ↔ Sample Code

```
{
  "value": [
    {
      "sku": "SKU-541",
      "inventoryType": "COMPONENT",
      "componentTypeID": "COURSE",
      "revisionDate": 1250658960000,
      "componentID": "SALES-101",
      "componentTypeDesc": "Course",
      "componentClassification": "TIME-BASED",
      "qualID": null,
      "price": 0,
      "isBlendedLearningRegisterRequired": true,
      "enableOrder": true,
      "chargebackMethod": "BUYER-AUTHORIZED ACCT",
      "scheduleCanOverridePrice": true,
      "catalogItemFlagID": null,
      "catalogItemFlagReason": null,
      "componentSource": "INT",
      "title": "Account Planning, Development, and Growth. ",
      "description": "This course is designed to...",
      "titleLabelKey": "title.Item.3a261c9c3893ad49a4cb446f624463ac",
      "descriptionLabelKey": "description.Item.3a261c9c3893ad49a4cb446f624463ac",
      "htmlDescriptionLabelKey": null,
      "hasPriceInPreferredCurrency": true,
      "isRatingEnabled": false,
      "averageRating": 0,
      "totalRating": 0,
      "ratingInMap": [
        {
          "key": "3",
          "value": 0
        },
        {
          "key": "2",
          "value": 0
        }
      ]
    }
  ]
}
```

```

    },
    {
      "key": "1",
      "value": 0
    },
    {
      "key": "5",
      "value": 0
    },
    {
      "key": "4",
      "value": 0
    }
  ],
  "catalogItemStatus": {
    "requiredDate": null,
    "hasCurriculaAssigned": false,
    "hasOnlinePart": false,
    "addUser": null,
    "addUsername": null,
    "isPrerequisitesSatisfied": true,
    "enrollmentStatusType": "N",
    "hasVLSInsession": false,
    "hasPertinentScheduleSegmentInSession": false,
    "hasPertinentScheduleStarted": false,
    "pertinentScheduleEnrollmentSeatID": null,
    "onlineStatus": -3,
    "availableScheduleStatus": -1,
    "studentComponentID": null,
    "isCheckListEnabled": false,
    "isObserversNominated": true,
    "isChecklistObservationStarted": false,
    "isUserTheChecklistObservee": false
  },
  "criteria": null,
  "totalCount": 140,
  "startDate": 1250658960000,
  "endDate": 1250658960000,
  "duration": null,
  "durationType":
  },
  {
    ...
  }
]
}

```

Parent topic: [Searching Learning Management System Catalogs \[page 2207\]](#)

## Related Information

[Catalog Search Average Ratings Sort and Filter \[page 2208\]](#)

[Get Catalog Details \[page 2211\]](#)

[Get Catalog Class Details \[page 2213\]](#)

### 9.8.2.4.2.3 Get Catalog Details

Get catalog details such as curricula, programs, collections, and items.

#### → Remember

URL syntax cannot have spaces. If you are testing the call, in a browser tool, substitute %20 for white space in the URL.

#### ↔ Sample Code

```
GET /learning/odatav4/public/admin/catalog-service/v1/CatalogsFeed?
$filter=criteria/catalogID eq 'ct_catalog'
and criteria/localeID eq 'English'
and criteria/FromDate eq '1610400921000'
```

### Response: CatalogsFeed

#### ↔ Sample Code

```
{
  "@odata.context": "$metadata#CatalogsFeed",
  "@odata.metadataEtag": "W/\\"622c0657-1c0a-468c-90de-3d60b06198ca\"",
  "value": [
    {
      "catalogID": "ct_catalog",
      "catalogDesc": "This is a test catalog",
      "catalogDomainID": "PUBLIC",
      "catalogDomainDesc": "Default Public Access Domain",
      "isActive": true,
      "criteria": null,
      "CurriculaFeed": [
        {
          "curriculumID": "ct_curriculum",
          "curriculumTitle": "This is the curriculum title",
          "description": "This is the curriculum description",
          "domainID": "PUBLIC",
          "domainDesc": "Default Public Access Domain",
          "thumbnailURI": null,
          "action": null
        }
      ],
      "ProgramsFeed": [
        {
          "programID": "11785_Program2",
          "programTitle": "11785_Program2",
          "description": "11785_Program2",
          "domainID": "PUBLIC",
          "domainDesc": "Default Public Access Domain",
          "thumbnailURI": "https://siliconvalley.tours/wp-content/uploads/2018/01/SAP-2.png",
          "action": null
        }
      ],
      "CollectionsFeed": [
        {
          "collectionID": "COLLECTION_1454001",
```

```

    "collectionTitle": "MK_COLLECTION",
    "description": "MK_COLLECTION TESTING 123",
    "domainID": "PUBLIC",
    "domainDesc": "Default Public Access Domain",
    "author": "PLATEAU",
    "authorType": "ADMIN",
    "action": null
  },
  "CoursesFeed": [
    {
      "componentID": "TQWRIN_521114",
      "componentTypeID": "0don",
      "revisionDate": 1602796140000,
      "componentClassification": "PHYSICAL GOOD",
      "title": "This is the item title.",
      "description": "This is the item description.",
      "domainID": "PUBLIC",
      "domainDesc": "Default Public Access Domain",
      "catalogItemFlagID": "New",
      "catalogItemFlagUntilDate": 1612155600000,
      "defaultPrice": 0.0,
      "defaultCurrencyCode": "USD",
      "audience": "This is the item audience.",
      "sourceID": "EXT",
      "sourceDesc": "External",
      "deliveryMethodID": "CONF",
      "deliveryMethodDesc": "Conference",
      "totalLength": 10.0,
      "creditHours": 100.0,
      "cpeHours": 8.0,
      "contactHours": 8.0,
      "thumbnailURI": null,
      "active": true,
      "mobileReady": "NONE",
      "action": null,
      "SubjectAreasFeed": [
        {
          "subjectAreaID": "ACTPAY",
          "subjectAreaDesc": "Accounts Payable"
        },
        {
          "subjectAreaID": "BLAW",
          "subjectAreaDesc": "Business Law"
        }
      ]
    },
    {
      "componentID": "ILED_Item_1.0_Domain_B",
      "componentTypeID": "COURSE",
      "revisionDate": 1490123460000,
      "componentClassification": "TIME-BASED",
      "title": "ILED_Item_1.0_Domain_B",
      "description": null,
      "domainID": "Domain_B",
      "domainDesc": null,
      "catalogItemFlagID": null,
      "catalogItemFlagUntilDate": null,
      "defaultPrice": 0.0,
      "defaultCurrencyCode": "USD",
      "audience": null,
      "sourceID": null,
      "sourceDesc": null,
      "deliveryMethodID": null,
      "deliveryMethodDesc": null,
      "totalLength": 8.0,
      "creditHours": null,
      "cpeHours": null,
    }
  ]
}

```

```

        "contactHours": null,
        "thumbnailURI": null,
        "active": true,
        "mobileReady": null,
        "action": "D",
        "SubjectAreasFeed": [
            {
                "subjectAreaID": "APPDEV",
                "subjectAreaDesc": "Application Development"
            },
            {
                "subjectAreaID": "APPPROG",
                "subjectAreaDesc": "Apprentice Program"
            }
        ]
    }
]
}

```

Parent topic: [Searching Learning Management System Catalogs \[page 2207\]](#)

## Related Information

[Catalog Search Average Ratings Sort and Filter \[page 2208\]](#)

[Get Catalog Items \[page 2209\]](#)

[Get Catalog Class Details \[page 2213\]](#)

### 9.8.2.4.2.4 Get Catalog Class Details

Get catalog class schedule details through a search.

#### → Remember

URL syntax cannot have spaces. If you are testing the call, in a browser tool, substitute %20 for white space in the URL.

#### ↗ Sample Code

```

GET /learning/odatav4/public/admin/catalog-service/v1/
CatalogsFeed(catalogID='ct_catalog')/SchedulesFeed?
$filter=criteria/localeID eq 'English'
and criteria/fromDate eq '1599160999000'

```

## Response: SchedulesFeed

### Sample Code

```
{
  "@odata.context": "../$metadata#SchedulesFeed",
  "@odata.metadataEtag": "W/\\"622c0657-1c0a-468c-90de-3d60b06198ca\"",
  "value": [
    {
      "criteria": null,
      "scheduleID": 1457564,
      "componentID": "ILED_1.0_Active",
      "componentTypeID": "COURSE",
      "revisionDate": 1482338640000,
      "scheduleDescription": "SO_ILED_1.3_Active ",
      "startDate": 1622518200000,
      "endDate": 1622547000000,
      "domainID": "PUBLIC",
      "domainDesc": null,
      "price": 0.0,
      "currencyCode": null,
      "seatsAvailable": "Unlimited",
      "instructorID": "Instructor_ 1.0",
      "facilityID": "DUB",
      "facilityDescription": "Dublin Facility",
      "locationID": "CLASS-DUB-01",
      "locationDescription": "Dublin Classroom 01",
      "catalogAction": null
    },
    {
      "criteria": null,
      "scheduleID": 1457565,
      "componentID": "ILED_1.0_Active",
      "componentTypeID": "COURSE",
      "revisionDate": 1482338640000,
      "scheduleDescription": "SO_ILED_1.4_Active ",
      "startDate": 1641180600000,
      "endDate": 1641209400000,
      "domainID": "PUBLIC",
      "domainDesc": null,
      "price": 0.0,
      "currencyCode": null,
      "seatsAvailable": "Unlimited",
      "instructorID": "Instructor_ 1.0",
      "facilityID": "DUB",
      "facilityDescription": "Dublin Facility",
      "locationID": "CLASS-DUB-01",
      "locationDescription": "Dublin Classroom 01",
      "catalogAction": null
    },
    {
      "criteria": null,
      "scheduleID": 1457566,
      "componentID": "ILED_1.0_Active",
      "componentTypeID": "COURSE",
      "revisionDate": 1482338640000,
      "scheduleDescription": "SO_ILED_1.5_Active",
      "startDate": 1685935800000,
      "endDate": 1688556600000,
      "domainID": "PUBLIC",
      "domainDesc": null,
      "price": 0.0,
      "currencyCode": null,
      "seatsAvailable": "Unlimited",
      "instructorID": "Instructor_1.0_Domain_A",
      "facilityID": "DUB",
    }
  ]
}
```

```
    "facilityDescription": "Dublin Facility",  
    "locationID": "CLASS-DUB-01",  
    "locationDescription": "Dublin Classroom 01",  
    "catalogAction": null  
  }  
]  
}
```

Parent topic: [Searching Learning Management System Catalogs \[page 2207\]](#)

## Related Information

[Catalog Search Average Ratings Sort and Filter \[page 2208\]](#)

[Get Catalog Items \[page 2209\]](#)

[Get Catalog Details \[page 2211\]](#)

### 9.8.2.4.3 Searching for Curricula with a Web Service

Search curricula to find basic information about the curricula in your system.

Searching for curricula is often the first action in a process that works with curricula. For example, if you want to assign curricula, you might first search for the curricula that are in the system to get the exact curriculum that you want to assign.

Curricula build the qualifications of your users, particularly when that qualification is critical to users' function in your company or organization. You often use curricula when you have oversight: when you or a third party can audit you to make sure that your users have been trained properly to be qualified.

[Get Curricula \[page 2215\]](#)

Get curricula through a search.

#### 9.8.2.4.3.1 Get Curricula

Get curricula through a search.

##### → Remember

URL syntax cannot have spaces. If you are testing the call, in a browser tool, substitute %20 for white space in the URL.

##### ↔ Sample Code

```
GET /learning/odatav4/searchCurriculum/v1/Curricula?  
$filter=criteria/curriculumID eq 'AP-CUR'
```

## Response: Curricula

### Sample Code

```
{
  "value":
  [
    {
      "qualID": "AP-CUR",
      "qualTitle": null,
      "domainID": "PUBLIC",
      "notActive": "N",
      "qualTypeID": null,
      "basisDate": 1199125800000,
      "forceIncomp": "N",
      "qualDesc": "Work site safety",
      "criteria": null
    }
  ]
}
```

Parent topic: [Searching for Curricula with a Web Service \[page 2215\]](#)

## Related Information

[Search Filter and Operator Support \[page 2247\]](#)

### 9.8.2.5 Posting Learning Events to the LMS with a Web Service

You post learning events to SAP SuccessFactors Learning to indicate that the user has finished a learning item and is complete, passed, failed, or some other completion status.

Various people in your organization post learning events to SAP SuccessFactors Learning: users can post the completion of self-assigned courses, and supervisors and administrators can post the completion of courses for users. Exactly how each user role can post learning events depends on your configuration.

[Limitations for Record Learning Event to Learning History Web Service \[page 2217\]](#)

We have built the Record Learning Event to Learning History web service with some limitations which affect how you should build your web service client.

[Setting Course Defaults for Learning Completion \[page 2218\]](#)

Set course defaults for learning completion to change how new courses behave by default when learners and their managers want to claim credit for their completed courses.

[Post Learning Events as Users or Supervisors with a Web Service \[page 2220\]](#)

Post learning events to learning history as a user or a supervisor.

[Post Learning Events as Administrators with a Web Service \[page 2221\]](#)



Post learning events to learning history as administrators.

## 9.8.2.5.1 Limitations for Record Learning Event to Learning History Web Service

We have built the Record Learning Event to Learning History web service with some limitations which affect how you should build your web service client.

Limitations or Assumptions for Record Learning to Learning History

Limitation or Assumption	Note
E-Signatures not supported	We do not support e-signatures because e-signatures have special identity verification rules that should be handled within SAP SuccessFactors Learning and not by an outside client.
Financial actions not supported	Financial actions (such as tallying the cost of an event and how it is distributed among the participants) is not supported. Use the record learning wizard (financial) in SAP SuccessFactors Learning administration.
Updates to history records not supported	If the web service client makes a mistake when recording the history record, it can be corrected or deleted in SAP SuccessFactors Learning administration.
Users cannot record for classes	If you call the web service as an administrator, you can record history records based on a class. If you call the web service as a user or manager, you <b>cannot</b> record learning based on the class.
Array limiting	Each API call is an array of 10 users and their learning items that should be posted to SAP SuccessFactors Learning. If you pass more than 10 combinations of learning items and users in an array, the web service will not work synchronously and you can see performance degradation.
Call limiting	We do not support more than 100 calls a minute.
Attachments	We do not support attachments.
Enumerated list discovery	We do not support the discovery of enumerated lists. For example, you cannot get a list of completion status values that are permitted when you post an event to SAP SuccessFactors Learning.
Event post permissions	The user role calling the web service must have permission, for the associated learning item, to post the results of a history record.

**Parent topic:** [Posting Learning Events to the LMS with a Web Service \[page 2216\]](#)

## Related Information

[Setting Course Defaults for Learning Completion \[page 2218\]](#)

[Post Learning Events as Users or Supervisors with a Web Service \[page 2220\]](#)

[Post Learning Events as Administrators with a Web Service \[page 2221\]](#)

[Setting Course Defaults for Learning Completion \[page 2218\]](#)

## 9.8.2.5.2 Setting Course Defaults for Learning Completion

Set course defaults for learning completion to change how new courses behave by default when learners and their managers want to claim credit for their completed courses.

### Prerequisites

You can insert an approval process between the moment that users post history records and the time that the record is included in their learning history. For example, you might want a manager to verify that the user has attended a seminar before the user gets credit in learning history. If you want to use approval processes, create an approval process before you set course defaults for learning completion.

### Context

Individual courses have two process control flags: *Managers can Add to Learning History* and *User can Add to Learning History*. They control whether learners, their managers, or both can post completion for a course. Most companies have a policy about who can post completion and want to set the default value for all new courses in their system. You can globally control the default settings for these two flags.

### Procedure

1. Go to SAP SuccessFactors Learning Administration and then go to ► [System Administration](#) ► [Security](#) ► [Role Management](#) ▾.
2. Find and open each learner and manager role that you use, and then for each go to [Permissions](#).
  - If you want to allow the role to post their own completion for internal learning events, add Access Add to Learning History.
  - If you want to allow the role to post their own completion for external learning events, add Access Add to Learning History for External History Records.
  - If you want to allow the role to post completion of internal learning events for direct reports, add Access Direct Report to Add History Records.

- If you want to allow the role to post completion of external internal learning events for direct reports, add Access Direct Report to Add External History Records.
- If you want to prevent the role from posting their completion, remove the permissions.

Even if you disable all users from posting their completion status, you should still set the default for future courses. When, for example, you set all future courses to prevent, by default, learners from posting their own learning completion, you signal to learning administrators that users can't do it. Please be aware, however, that if you disable it at the security permission, the role can't add their own completion regardless of the setting in the course.

3. Go to [System Administration](#) > [Application Administration](#) > [User Settings](#) > [User Adding History Record Defaults](#).
4. Decide who can post completion by default for all new courses.

Option	Description
<a href="#">User can add history records for items</a>	Select this if you want all new courses to default to allowing learners to post their own completion. <a href="#">User can Add to Learning History</a> is selected by default for all new courses.
<a href="#">Managers can add history records for items</a>	Select this if you want all new courses to default to allowing managers to post completion for their direct reports. <a href="#">Managers can Add to Learning History</a> is selected by default for all new courses.

5. Decide whether learners need an approval process to finalize their posting.

Option	Description
<a href="#">Require approval when users add to learning history for internal learning</a>	When selected, if users attempt to post course completion, they must first get approval. You associate an approval process with this control.
<a href="#">Require approval when users add to learning history for external learning</a>	When selected, if users attempt to post completion for external learning, they must first get approval. You associate an approval process with this control.

**Task overview:** [Posting Learning Events to the LMS with a Web Service \[page 2216\]](#)

## Related Information

[Limitations for Record Learning Event to Learning History Web Service \[page 2217\]](#)

[Post Learning Events as Users or Supervisors with a Web Service \[page 2220\]](#)

[Post Learning Events as Administrators with a Web Service \[page 2221\]](#)

## 9.8.2.5.3 Post Learning Events as Users or Supervisors with a Web Service

Post learning events to learning history as a user or a supervisor.

### Sample Code

```
POST learning/odatav4/public/user/learningEvent/v1/recordLearningEvents
```

### Sample Post Body

#### Sample Code

```
{
  "componentTypeID": "COURSE",
  "componentID": "CRSE-345",
  "revisionDate": 1428506077000,
  "studentID": "bsmith"
  "completionStatus": "COMPLETE",
  "completionDate": 1428506077000,
  "completionTimeZone": "US/Eastern",
  "grade": "A",
  "revisionNumber": "1",
  "creditHours": 0.5,
  "cpeHours": 0.5,
  "contactHours": 0.5,
  "totalHours": 0.5,
  "instructorName": "Sally Marshall",
  "scheduleOfferingID": 1234
}
```

**Parent topic:** [Posting Learning Events to the LMS with a Web Service \[page 2216\]](#)

### Related Information

[Limitations for Record Learning Event to Learning History Web Service \[page 2217\]](#)

[Setting Course Defaults for Learning Completion \[page 2218\]](#)

[Post Learning Events as Administrators with a Web Service \[page 2221\]](#)

## 9.8.2.5.4 Post Learning Events as Administrators with a Web Service

Post learning events to learning history as administrators.

### Sample Code

```
POST learning/odatav4/public/admin/learningEvent/v1/recordLearningEvents
```

This call shows the service, criteria (if applicable), and entity that you want for the business task you want to accomplish. To see descriptions of the data of the entity, data types, related entities, and requirements, please call the service metadata: GET /learning/odatav4/public/<admin or user>/<service name>/<version>/\$metadata.

### Sample Post Body

#### Sample Code

```
{
  "componentTypeID": "COURSE",
  "componentID": "CRSE-345",
  "revisionDate": 1428506077000,
  "studentID": "bsmith",
  "completionStatus": "COMPLETE",
  "completionDate": 1428506077000,
  "completionTimeZone": "US/Eastern",
  "grade": "A",
  "revisionNumber": "1",
  "creditHours": 0.5,
  "cpeHours": 0.5,
  "contactHours": 0.5,
  "totalHours": 0.5,
  "instructorName": "Sally Marshall",
  "scheduleOfferingID": 1234
}
```

**Parent topic:** [Posting Learning Events to the LMS with a Web Service \[page 2216\]](#)

### Related Information

[Limitations for Record Learning Event to Learning History Web Service \[page 2217\]](#)

[Setting Course Defaults for Learning Completion \[page 2218\]](#)

[Post Learning Events as Users or Supervisors with a Web Service \[page 2220\]](#)

## 9.8.2.6 Purchasing and Approvals

### 9.8.2.6.1 Financial Transactions

Use the financial transactions web services to access the data in the financial transactions table of SAP SuccessFactors Learning.

If you are using the commerce features of SAP SuccessFactors Learning, your financial transactions are stored with SAP SuccessFactors Learning. You can see them in the administration environment by going to ► [Commerce](#) ► [Financial Transactions](#) ►. There, you can approve financial transactions and repost any transactions that a financial controller rejects.

SAP SuccessFactors Learning offers these web services to access your financial transactions and bring the data into your financial software.

- Financial Transactions Query web service gets your financial transactions. You can filter the transactions to get a subset of transactions. You can filter by the transaction attributes, by courses, or by cost and profit centers.
- Financial Transaction Posting Status Update web service posts the results of your work in your financial software. You can close out transactions on the SAP SuccessFactors Learning side.

#### Related Information

[The Importance of Account Code Type, Company Code, and Controlling Area \[page 2222\]](#)

[Transactions That Can Be Queried \[page 2223\]](#)

[Fixing and Reposting Financial Transactions \[page 2224\]](#)

[Approving Learning Financial Transactions \[page 2223\]](#)

#### 9.8.2.6.1.1 The Importance of Account Code Type, Company Code, and Controlling Area

If you're using finance features, you likely pull data from the transactions table, where account code type, company code, and controlling area are important categorization tools.

External financial systems need attributes to categorize transactions. The attributes help the external system categorize the transaction. You might want to see all transactions in a given company code, for example, or all transactions of a given account code type.

SAP SuccessFactors Learning doesn't use account code type, company code, or controlling area for itself. We simply make them available on the accounts. Your particular values for these three fields will depend on your external financial system.

## 9.8.2.6.1.2 Transactions That Can Be Queried

For a transaction to be returned, it must have been approved and have both a profit center and a cost center associated.

We exclude transactions that **don't**:

- Have the status approved
- Have a both a profit center and a cost center associated

## 9.8.2.6.1.3 Approving Learning Financial Transactions

Approve Learning financial transactions to mark them for posting to your financial system.

### Procedure

1. Go to SAP SuccessFactors Learning Administration and then go to ► [Finance](#) ► [Financial Transactions](#) ▾.
2. Find financial transactions in the [Non-Approved](#) or [Both](#) status.

#### → Tip

If you don't see the financial transactions search filter, click [Add/Remove Criteria](#).

3. Look at the transactions and decide which transactions you want to approve.

Approved transactions can be fetched by your external financial system. The external financial system fetches them through SAP SuccessFactors Learning web services. Even if you don't have an external financial system, approval is still useful for your records.

4. For the transactions that you want to approve, select the [Approve](#) check box.

#### → Tip

To approve all in a page, select the check box in the heading of the [Approve](#) column.

5. Click [Save](#).

## 9.8.2.6.1.4 Fixing and Reposting Financial Transactions

Fix and repost financial transactions when your external financial system rejects the transaction.

### Prerequisites

To repost financial transactions, you must be posting them to an external financial system. You must also have the security permission: Manage Financial Transactions Posting.

### Context

If you post financial transactions to an external system, SAP SuccessFactors Learning makes all approved transactions available. Your financial controllers, however, might view a transaction that posted to the financial system and reject it. If the transaction is rejected, it returns to ► [Learning Administration](#) ► [Finance](#) ► [Financial Transactions](#) ► with a failed or rejected status and a reason for the rejection. For example: "invalid account code".

#### ⓘ Note

Both the exact status and the reason differ depending on your external financial system and company policy.

### Procedure

1. Go to SAP SuccessFactors Learning administration and then go to ► [Finance](#) ► [Financial Transactions](#) ►.
2. Use the search criteria to narrow the list of financial transactions.

#### → Tip

Look for approved financial transactions over a recent time frame.

3. Look in the [Posting Status](#) column for FAILED.

#### → Remember

The status FAILED is common, but the exact text depends on your financial system. For example, your financial system might use the phrase REJECTED instead. We represent the exact string that your financial system sends us because it has a specific meaning in your business case, but this means that these instructions can't know the exact text.

4. Look in the same column for the reason that the failed transaction was rejected, and then investigate and fix the transaction.
5. After you fix the transaction, go back to ► [Finance](#) ► [Financial Transactions](#) ►, find the transaction, select [Retry](#), and then click [Save](#).



## Next Steps

When you select [Retry](#) and save, SAP SuccessFactors Learning marks the transaction for retry the next time the financial system fetches the transactions. Depending on how you built your client to get the transactions, there could be a delay between marking the transaction for retry and the client getting the transaction.

## Related Information

[Approving Learning Financial Transactions \[page 2223\]](#)

### 9.8.2.6.1.5 admin/financialtransactions/v1 Metadata

Call metadata to get the search properties for a financial transactions web service client.

## Metadata Call

### Sample Code

```
GET /learning/odatav4/public/admin/financialtransactions/v1/$metadata
```

Headers

Header	Value
Authorization	Bearer oauth_token

## Search Properties

Search Parameter	Description
transactionID	This is the unique ID of the financial transaction. You can see the ID in the <i>ID</i> column in <a href="#">Commerce &gt; Financial Transactions</a> .
orderNo	This is the order number of the transaction. Orders are part of the purchasing process. Each order follows a process from submitted to complete.

Search Parameter	Description
controllingArea	This is the controlling area to which the company code belongs. SAP SuccessFactors Learning stores your controlling areas as a field on account codes so that you can retrieve transactions with this filter. Administrators add the correct controlling area in <a href="#">Commerce &gt; Account Codes &gt; Summary</a> .
maxPageSize	This is used for server-side pagination. It tells the server the maximum size of records you want in a page of transactions.
paymentMethod	The method of payment for the transaction. Possible values: CHARGEBACK, CREDIT CARD, or PURCHASE ORDER.
cutOffDate	<p>If a transaction occurred before the date that you pass in <code>cutOffDate</code>, it won't be returned. You can use <code>cutOffDate</code> as a watermark: remember the last cut off date that you sent to return only those transactions that you have not seen yet.</p> <p>Set the default cut off date in <a href="#">System Admin &gt; Configuration &gt; System Configuration &gt; FINANCIAL</a>. Set <code>financialTransactionAPICutOffDate</code> to the default.</p> <p>This is in Unix Epoch time.</p>
limit	This is used for client-side pagination. We pass it to <code>\$top</code> , which is standard OData. It defines the number of the top record in a page, starting at the <code>\$skip</code> count. For example, if you want pages of 10, the first call passes 10, the second call passes 20, and so on.
skip	This is used for client-side pagination. We pass it to <code>\$skip</code> , which is standard OData. It defines the records to skip before counting towards <code>\$top</code> . For example, if you want pages of 10, the first call passes 0 (skip no records before fetch), the second call passes 10, and so on.
showTotalCount	If you pass <code>true</code> , the system returns the total transactions in the page. By default, it is <code>false</code> .

## Related Information

[The Importance of Account Code Type, Company Code, and Controlling Area \[page 2222\]](#)  
[Transactions That Can Be Queried \[page 2223\]](#)

## 9.8.2.6.1.6 GET Financial Transactions Sample Call

Get the financial transactions from SAP SuccessFactors Learning

### → Remember

URL syntax cannot have spaces. If you are testing the call, in a browser tool, substitute %20 for white space in the URL.

### ↔ Sample Code

```
GET /learning/odatav4/public/admin/financialtransactions/v1/  
FinancialTransactions?  
$filter=criteria/maxPageSize%20eq%20100%20and%20  
criteria/transactionID%20eq%20%27TX_ID%27
```

### ↔ Output Code

```
{  
  "@odata.context": "$metadata#FinancialTransactions",  
  "value": [  
    {  
      "transactionID": 2246,  
      "transactionDate": 1434437079000,  
      "transactionCurrency": "USD",  
      "transactionAmount": 91,  
      "orderNo": "ORDNO-825",  
      "studentID": "saroj",  
      "organizationID": "IT",  
      "transactionType": "ADJUST REFUND",  
      "itemKey": {  
        "componentTypeID": "COURSE",  
        "componentID": "it-397",  
        "revisionDate": 1421393220000  
      },  
      "scheduleID": 2984,  
      "paymentMethod": "CHARGEBACK",  
      "profitCenterAccountInfo": [  
        {  
          "financialAccountCode": {  
            "accountID": "001",  
            "accountType": "WBS Automotive",  
            "companyCode": "ACME"  
          },  
          "percentageDistribution": 100  
        }  
      ],  
      "costCenterAccountInfo": [  
        {  
          "financialAccountCode": {  
            "accountID": "002",  
            "accountType": null,  
            "companyCode": "ACME"  
          },  
          "percentageDistribution": 100  
        }  
      ],  
      "criteria": null  
    }  
  ]  
}
```

## 9.8.2.6.1.7 Financial Transactions Operators

Partners building clients to GET Financial Transactions can use these operators with the filter criteria.

Financial Transaction Operators

Criteria	Allowed Operators
transactionID	eq ne
orderNo	eq ne
controllingArea	eq ne
maxPageSize	eq
cutOffDate	ge
paymentMethod	eq ne

## 9.8.2.6.1.8 GET Financial Transactions Response Body

### Output Code

```
{
  "@odata.context": "$metadata#FinancialTransactions",
  "value": [
    {
      "transactionID": 2246,
      "transactionDate": 1434437079000,
      "transactionCurrency": "USD",
      "transactionAmount": 91,
      "orderNo": "ORDNO-825",
      "studentID": "saroj",
      "organizationID": "IT",
      "transactionType": "ADJUST REFUND",
      "itemKey": {
        "componentTypeID": "COURSE",
        "componentID": "it-397",
        "revisionDate": 1421393220000
      },
      "scheduleID": 2984,
      "paymentMethod": "CHARGEBACK",
      "profitCenterAccountInfo": [
        {
          "financialAccountCode": {
            "accountID": "001",
            "accountType": "WBS Automotive",
            "companyCode": "ACME"
          }
        }
      ]
    }
  ]
}
```

```

    },
    "percentageDistribution": 100
  },
],
"costCenterAccountInfo": [
  {
    "financialAccountCode": {
      "accountID": "002",
      "accountType": null,
      "companyCode": "ACME"
    },
    "percentageDistribution": 100
  }
],
"criteria": null
}
]
}

```

## 9.8.2.6.1.9 GET Financial Transactions Response Parameters

### General Transaction Information

When you get financial transaction information, you see basic information about the transaction record itself.

Transaction Response Parameters

Parameter	Description
transactionID	This is the unique ID of the transaction.
transactionDate	This is the date, in Unix Epoch format, that the transaction took place.
transactionCurrency	This is the ISO currency code for the transaction. SAP SuccessFactors Learning supports a set of currencies that you can find in <a href="#">References &gt; Commerce</a> .
transactionAmount	The amount of money that was exchanged in the transaction. The currency for the amount is returned in <code>transactionCurrency</code> .
orderNo	This is the order number associated with the transaction.
studentID	This is the user ID associated with the transaction: the user who "bought" the training.
organizationID	This is the organization that the user belongs to.

Parameter	Description
transactionType	The type of transaction for the line item: Adjust Refund, Adjust Charge, Cancel Refund, Cancel Charge Register, or Purchase.
itemKey	<p>This is the learning item's key. A learning item key is a concatenation of the learning item's unique ID, the learning item's type ID, and the learning item's revision date, separated by dashes. The key helps you uniquely identify one specific type and revision of a learning item.</p> <p>A learning item is the course, regardless of when it is scheduled. For example, a learning item can be "Writing for Business" regardless of whether it is scheduled on Tuesdays or Wednesdays.</p>
scheduleID	This is the unique ID of the scheduled offering. A scheduled offering is an instance of a learning item. For example, "Writing for Business" that takes place the first week of October, as opposed to another schedule of "Writing for Business" that takes place the first week of January.
paymentMethod	The method of payment for the transaction. Possible values: CHARGEBACK, CREDIT CARD, or PURCHASE ORDER.

## Profit Center Parameters

### Profit Center Response Parameters

Parameter	Description
profitCenterAccountInfo	This is an array of information about the profit center in the transaction.
financialAccountCode	This is the account code for the profit center. You can find accounts by going to <a href="#">Commerce &gt; Account Codes</a> .
accountID	This is the unique ID of the account for the profit center.
accountType	This identifies the type of cost collecting object. For example: Cost Center, WBS Element, and Internal Order. You define types to match your financial system in <a href="#">References &gt; Commerce</a> .
companyCode	This is company code of the profit center. You define the company code for the account by going to <a href="#">Commerce &gt; Account Codes &gt; Summary</a> .

Parameter	Description
percentageDistribution	The percentage of the distribution to this profit center.

## Cost Center Parameters

### Cost Center Response Parameters

Parameter	Description
costCenterAccountInfo	This is an array of information about the cost center in the transaction.
financialAccountCode	This is the account code for the cost center. You can find accounts by going to <a href="#">Commerce &gt; Account Codes</a> .
accountID	This is the unique ID of the account for the cost center.
accountType	This identifies the type of cost collecting object. For example: Cost Center, WBS Element, and Internal Order. You define types to match your financial system in <a href="#">References &gt; Commerce</a> .
companyCode	This is company code of the cost center. You define the company code for the account by going to <a href="#">Commerce &gt; Account Codes &gt; Summary</a> .
percentageDistribution	The percentage of the distribution from this cost center.

## 9.8.2.6.1.10 POST Financial Transactions Request Parameters

To post the results of financial transactions to SAP SuccessFactors Learning, you pass these parameters.

### Post Financial Transaction Request Parameters

Parameter	Description
transactionID	This is the transaction ID that matches the transaction in the Learning Management System (LMS). This is an ID that you originally discovered with a GET, stored with your client through the financial system, and then return with the POST to update the same transaction.

Parameter	Description
status	The status can be SUCCESS or FAILED. If FAILED, administrators can go to <a href="#">Commerce &gt; Financial Transactions</a> to retry the transaction.
transactionPostingDate	The date, in Unix Epoch format, that the LMS should record as the posting date in its system.
error	If the status is FAILED, you can pass a reason in <code>error</code> . The learning administrators see it in <a href="#">Commerce &gt; Financial Transactions</a> . They can use the error to fix the transaction and retry.

### 9.8.2.6.1.11 POST Financial Transactions Sample Call and Payload

#### → Remember

URL syntax cannot have spaces. If you are testing the call, in a browser tool, substitute %20 for white space in the URL.

#### ↻ Sample Code

```
POST learning/odatav4/public/admin/financialtransactions/v1/
FinancialTransactionPostingStatuses
HEADER: Authorization : Bearer {OAuth-Token}
```

#### ↻ Sample Code

```
{
  "@odata.type": "#FinancialTransactionPostingStatuses",
  "postingStatuses": [
    {
      "transactionID": 5001,
      "status": "FAILED",
      "transactionPostingDate": 1394044200000
      "error" : "Invalid Account Code"
    }
  ]
}
```



## 9.8.2.6.2 SAP SuccessFactors Learning Approval Web Services

Use SAP SuccessFactors Learning approval web services to remotely manage the approval processes within SAP SuccessFactors Learning

In SAP SuccessFactors Learning, you often create approval processes so that users can seek approval to enroll in a course, withdraw from a course, and so on. Each person in the approval process can either approve or deny the request. For example, users sometimes must seek manager approval to enroll into a course that has a cost. In the application, the manager sees the request and can either approve it or deny it. The web service allows you to find the approvals for the manager and allows the manager to approve or deny the request.

### [Writing an Approval Process System with Web Services \[page 2233\]](#)

Write an approval process system for SAP SuccessFactors Learning when you want to externalize the process by which users approve or deny requests that originate in SAP SuccessFactors Learning.

### [GET SAP SuccessFactors Learning Approvals Sample Calls \[page 2235\]](#)

Call GET approvals when you want to see the approvals that are pending in SAP SuccessFactors Learning.

### [GET SAP SuccessFactors Learning Approval Details \[page 2237\]](#)

Get the details of SAP SuccessFactors Learning approvals when you want to see additional details about a single approval process.

### [POST Approval for SAP SuccessFactors Learning Approval Step \[page 2240\]](#)

Post approval for a SAP SuccessFactors Learning approval step when you want a user to approve a request and move it to the next step of the process.

### [POST Denial for SAP SuccessFactors Learning Approval Step \[page 2241\]](#)

Post denial for a SAP SuccessFactors Learning approval step when you want a user to deny a request.

## 9.8.2.6.2.1 Writing an Approval Process System with Web Services

Write an approval process system for SAP SuccessFactors Learning when you want to externalize the process by which users approve or deny requests that originate in SAP SuccessFactors Learning.

### Context

This applies when the approval process originates in SAP SuccessFactors Learning, but not in any of the other SAP SuccessFactors products. In the vast majority of cases, these are approval processes for learning requests: a user wants to enroll in a class and must seek approval before joining the roster.

## Procedure

1. Write a call to get all approvals for the user.

In this case, a user is anyone with permission to log into SAP SuccessFactors Learning. In your organization that can include organization owners, supervisors, Human Resources Business Partners (HRBPs) and so on.

### ↔ Sample Code

```
GET /learning/odatav4/public/user/user-service/v1/learningapprovals
```

The result is a set of approval instances that are assigned to the current user. Each instance has an ID.

2. Get the details for an approval instance.

You get the instance details so that the user can make an informed decision about whether to approve or deny the request.

### → Remember

URL syntax cannot have spaces. If you are testing the call, in a browser tool, substitute %20 for white space in the URL.

### ↔ Sample Code

In this example, 1643 is the instance ID that you returned from the previous call.

```
GET /learning/odatav4/public/user/user-service/v1/learningapprovaldetails
?$filter=criteria/tapInstanceID eq 1643
```

3. As the user, post either approval or denial for the instance.

### ↔ Sample Code

```
POST /learning/odatav4/public/user/user-service/v1/approve
```

### ↔ Sample Code

```
POST /learning/odatav4/public/user/user-service/v1/deny
```

In the body of the post, provide the instance ID plus other information that the service allows.

### ↔ Sample Code

```
{
  "tapInstanceID" : 1643,
  ...
}
```

**Task overview:** [SAP SuccessFactors Learning Approval Web Services \[page 2233\]](#)

## Related Information

[GET SAP SuccessFactors Learning Approvals Sample Calls \[page 2235\]](#)

[GET SAP SuccessFactors Learning Approval Details \[page 2237\]](#)

[POST Approval for SAP SuccessFactors Learning Approval Step \[page 2240\]](#)

[POST Denial for SAP SuccessFactors Learning Approval Step \[page 2241\]](#)

## 9.8.2.6.2.2 GET SAP SuccessFactors Learning Approvals Sample Calls

Call GET approvals when you want to see the approvals that are pending in SAP SuccessFactors Learning.

### → Remember

URL syntax cannot have spaces. If you are testing the call, in a browser tool, substitute %20 for white space in the URL.

## GET Approvals as Called by Users or Supervisors

### Sample Code

```
GET /learning/odatav4/public/user/user-service/v1/learningapprovals
```

## JSON Response

### Sample Code

```
{
  "@odata.context": "$metadata#learningapprovals",
  "value": [
    {
      "tap_instance_id": 1643,
      "front_header": "Learning Approval",
      "itemName": "Approval Item",
      "userID": "JDOE_Supervisor",
      "requestorFullName": "Bob Smith",
      "learningApprovalTodoAction": [
        {
          "type": "approve",
          "label": "Approve",
          "comment_required": null
        },
        {
          "type": "decline",
          "label": "Deny",

```

```

        "comment_required": null
      }
    ],
  },
  {
    "tap_instance_id": 22001,
    "front_header": "Learning Approval",
    "itemName": "SAP HANA Cloud Integration",
    "userID": "JDOE_Supervisor",
    "requestorFullName": "Barbara Smith",
    "learningApprovalTodoAction": [
      {
        "type": "approve",
        "label": "Approve",
        "comment_required": null
      },
      {
        "type": "decline",
        "label": "Deny",
        "comment_required": null
      }
    ]
  }
]
}

```

## Approval Parameters

### Approval Parameters

Parameter	Description
tap_instance_id	This is the unique ID of the approval process instance. Importantly, this is <b>not</b> the approval process ID as you would look it up in the administration environment but instead the particular instance of that process.
front_header	This is a description of the approval process. For example "Approval to Withdraw from Training".
itemName	This is the title of the learning item in the language of the current user (the user calling the web service). Titles can be translated using a key/value pair, where the key uniquely identifies a particular learning item's title and the values are each language's translation of the title. If you need the key that matches this value, and if the web service supports it, look in <code>TitleLabelKey</code> .
type	This is the type of approval process. For example, <code>Registration</code> is an approval process for users seeking approval to change their registration status.
userID	This is the unique ID of the user who is on the current step of the approval process.
requestorFullName	This is the full name of the person who is making the approval request. It is useful to the approver to see who is making the request.

Parameter	Description
learningApprovalTodoAction	This is an array of actions that the approver can take. In almost all cases, there are two actions: approve or deny.
type	This is the string that identifies what the approver can do. It is usually <code>approve</code> to approve the request or <code>deny</code> to deny the request.
label	This is the label that appears so that approvers know which choice they are making. For example, <code>Approve</code> or <code>Deny</code> .
comment_required	If <code>true</code> , then the approver is required to enter a comment when making this choice.

**Parent topic:** [SAP SuccessFactors Learning Approval Web Services \[page 2233\]](#)

## Related Information

[Writing an Approval Process System with Web Services \[page 2233\]](#)

[GET SAP SuccessFactors Learning Approval Details \[page 2237\]](#)

[POST Approval for SAP SuccessFactors Learning Approval Step \[page 2240\]](#)

[POST Denial for SAP SuccessFactors Learning Approval Step \[page 2241\]](#)

### 9.8.2.6.2.3 GET SAP SuccessFactors Learning Approval Details

Get the details of SAP SuccessFactors Learning approvals when you want to see additional details about a single approval process.

#### → Remember

URL syntax cannot have spaces. If you are testing the call, in a browser tool, substitute `%20` for white space in the URL.

In most cases, you call GET approvals to get the instance ID and then call GET approval details to get the details of that approval instance.

#### GET Approval Details as Called by Users or Supervisors

Line breaks are inserted into the following for formatting. The value `1643` is an example of a single `tap_instance_id`.

## Sample Code

```
GET /learning/odatav4/public/user/user-service/v1/learningapprovaldetails
?$filter=criteria/tapInstanceID eq 1643
```

## JSON Response

### Sample Code

```
{
  "@odata.context": "$metadata#learningapprovaldetails",
  "value": [
    {
      "tapInstanceID": 1643,
      "front_header": "Learning Approval ",
      "itemName": "Writing for Business",
      "type": "Registration",
      "userID": " bsmith ",
      "requestorFullName": "Alice Xue",
      "learningApprovalTodoAction": [
        {
          "type": "approve",
          "label": "Approve",
          "comment_required": null
        },
        {
          "type": "decline",
          "label": "Deny",
          "comment_required": null
        }
      ],
      "due_date": null,
      "startDate": "5/26/2016",
      "endDate": "5/27/2016",
      "startTimeZone": "America/New York",
      "endTimeZone": "America/New York",
      "description": "Verify approval",
      "price": null,
      "criteria": null
    }
  ]
}
```

## Approval Details Parameters

### Approval Details Parameters

Parameter	Description
tap_instance_id	This is the unique ID of the approval process instance. Importantly, this is <b>not</b> the approval process ID as you would look it up in the administration environment but instead the particular instance of that process.
front_header	This is a description of the approval process. For example "Approval to Withdraw from Training".
itemName	This is the title of the learning item in the language of the current user (the user calling the web service). Titles can be translated using a key/value pair, where the key uniquely identifies a particular learning item's title and the values are each language's translation of the title. If you need the key that matches this value, and if the web service supports it, look in <code>TitleLabelKey</code> .
type	This is the type of approval process. For example, <code>Registration</code> is an approval process for users seeking approval to change their registration status.
userID	This is the unique ID of the user who is on the current step of the approval process.
requestorFullName	This is the full name of the person who is making the approval request. It is useful to the approver to see who is making the request.
learningApprovalTodoAction	This is an array of actions that the approver can take. In almost all cases, there are two actions: approve or deny.
type	This is the string that identifies what the approver can do. It is usually <code>approve</code> to approve the request or <code>deny</code> to deny the request.
label	This is the label that appears so that approvers know which choice they are making. For example, <code>Approve</code> or <code>Deny</code> .
comment_required	If <code>true</code> , then the approver is required to enter a comment when making this choice.
due_date	This is the due date for the approval.
startDate	This is the start date for the approval.
endDate	This is the end date for the approval.
startTimeZone	This is the time zone that the start date is connected to.
endTmieZone	This is the time zone that the end date is connected to.
description	This is a description of the approval process. In most cases, this will tell you what the approval process is intended to do.

Parameter	Description
price	The price of the thing that is requested. For example, the price of the course if a user is seeking to enroll in the course.

Parent topic: [SAP SuccessFactors Learning Approval Web Services \[page 2233\]](#)

## Related Information

[Writing an Approval Process System with Web Services \[page 2233\]](#)

[GET SAP SuccessFactors Learning Approvals Sample Calls \[page 2235\]](#)

[POST Approval for SAP SuccessFactors Learning Approval Step \[page 2240\]](#)

[POST Denial for SAP SuccessFactors Learning Approval Step \[page 2241\]](#)

### 9.8.2.6.2.4 POST Approval for SAP SuccessFactors Learning Approval Step

Post approval for a SAP SuccessFactors Learning approval step when you want a user to approve a request and move it to the next step of the process.

#### → Remember

URL syntax cannot have spaces. If you are testing the call, in a browser tool, substitute %20 for white space in the URL.

## POST Approval as Called by Users or Supervisors

#### ↗ Sample Code

```
POST /learning/odatav4/public/user/user-service/v1/approve
```

## JSON Request Body

#### ↗ Sample Code

```
{
  "tapInstanceID" : 182028,
```



```
} "comments" : "We have budget."  
}
```

## Approval Parameters

Approval Parameters

Parameter	Description
tapInstanceID	This is the unique ID of the approval process instance. Importantly, this is <b>not</b> the approval process ID as you would look it up in the administration environment but instead the particular instance of that process.
comments	Comment from the user in the step to describe why the process is approved.

**Parent topic:** [SAP SuccessFactors Learning Approval Web Services \[page 2233\]](#)

## Related Information

[Writing an Approval Process System with Web Services \[page 2233\]](#)

[GET SAP SuccessFactors Learning Approvals Sample Calls \[page 2235\]](#)

[GET SAP SuccessFactors Learning Approval Details \[page 2237\]](#)

[POST Denial for SAP SuccessFactors Learning Approval Step \[page 2241\]](#)

[POST Denial for SAP SuccessFactors Learning Approval Step \[page 2241\]](#)

### 9.8.2.6.2.5 POST Denial for SAP SuccessFactors Learning Approval Step

Post denial for a SAP SuccessFactors Learning approval step when you want a user to deny a request.

#### → Remember

URL syntax cannot have spaces. If you are testing the call, in a browser tool, substitute %20 for white space in the URL.

## POST Denial as Called by Users or Supervisors

### Sample Code

```
POST /learning/odatav4/public/user/user-service/v1/deny
```

## JSON Request Body

### Sample Code

```
{
  "tapInstanceID" : 182028,
  "comments" : "We do not have budget."
}
```

## Denial Parameters

Denial Parameters

Parameter	Description
tapInstanceID	This is the unique ID of the approval process instance. Importantly, this is <b>not</b> the approval process ID as you would look it up in the administration environment but instead the particular instance of that process.
comments	Comment from the user in the step to describe why the process is denied.

Parent topic: [SAP SuccessFactors Learning Approval Web Services \[page 2233\]](#)

## Related Information

[Writing an Approval Process System with Web Services \[page 2233\]](#)

[GET SAP SuccessFactors Learning Approvals Sample Calls \[page 2235\]](#)

[GET SAP SuccessFactors Learning Approval Details \[page 2237\]](#)

[POST Approval for SAP SuccessFactors Learning Approval Step \[page 2240\]](#)

[POST Approval for SAP SuccessFactors Learning Approval Step \[page 2240\]](#)

## 9.8.3 Throttling Limits for Learning OData APIs

To prevent SAP SuccessFactors Learning APIs from being overloaded by too many requests, we have introduced API throttling in SAP SuccessFactors Learning that helps to regulate the API usage.

URI	Maximum Calling Frequency (s)	Maximum Incoming Record Count	Maximum Outgoing Record Count
/odatav4/public/admin/searchItem/v1/Items	0.5	-	-
/odatav4/public/admin/searchCurriculum/v1/Curricula	0.5	-	-
/odatav4/public/admin/search-service/v1/Programs	0.5	-	-
/odatav4/public/admin/curriculum-service/v1/Curricula	5	10	-
/odatav4/public/admin/curriculum-service/v1/Curricula("")	5	10	-
/odatav4/public/admin/catalog-service/v1/\$metadata	-	1000	-
/odatav4/public/admin/user-service/v2/UserCourses	-	10	-
/odatav4/public/user/userassignment-service/v2/UserCourses	-	10	-
/odatav4/public/user/userassignment-service/v1/UserPrograms	-	10	-
/odatav4/public/admin/scheduledoffering-service/v1/SegmentAttendances	-	10	-
/odatav4/public/admin/scheduledoffering-service/v1/EnrollmentStatuses("")	-	10	-
/odatav4/public/admin/scheduledoffering-service/v1/Enrollments	-	10	-
/odatav4/public/admin/scheduledoffering-service/v1/UserScheduleBlocks	-	10	-
/odatav4/public/admin/scheduledoffering-	-	10	-

URI	Maximum Calling Frequency (s)	Maximum Incoming Record Count	Maximum Outgoing Record Count
service/v1/ UserScheduleBlocks("")			
/odatav4/public/user/ learningevent-service/v1/ ExternalLearningEvents	1	10	-
/odatav4/public/admin/ learningEvent/v1/ recordLearningEvents	-	10	-
/odatav4/public/admin/ scheduledoffering- service/v1/EnrollmentListings	0.5	-	-
/odatav4/public/user/ scheduledoffering- service/v1/EnrollmentListings	0.5	-	-
/odatav4/public/admin/ scheduledoffering-service/v1/ ScheduledToTeachClasses	0.5	-	-
/odatav4/public/user/ scheduledoffering-service/v1/ ScheduledToTeachClasses	0.5	-	-
/odatav4/public/admin/ curriculum-service/v1/ UserCurriculumStatuses	0.5	50	-
/odatav4/public/ admin/ocn/v1/OcnCourses	5	-	-

### Note

If there are two or more third-party vendors updating an OCN course simultaneously, then it impacts the throttling limit.

### Note

The maximum amount of outgoing records, if not specified, will default to 500.

### Tip

In addition to the throttling limits referenced above, SAP SuccessFactors continuously performs security and performance monitoring of our data centers to ensure optimal operation. Please refer to [2804267](#) and design your web services client accordingly to ensure that your operations are not negatively impacted.

## 9.8.4 Background Knowledge for Learning Web Service Calls

### 9.8.4.1 Learning About Entities and Their Properties

To learn about SAP SuccessFactors Learning OData entities and their properties, you call the OData service metadata.

#### Context

We auto-generate the documentation for SAP SuccessFactors Learning entities from the source code. This has reduced our error rate for two reasons. First, we read some information directly from the code. The entity names and types, for example, cannot be wrong because they are read from code. Second, we expose our code comments to you so that you see what we see - you have the same knowledge as our own engineers without passing through a second source (a document).

#### Procedure

1. Decide on your business case or decide which service you want to look up.

We list common business cases and the services that you need to call for that case. For example, to construct a call to search students, you need the `searchStudent` service. [GET Students Call \[page 2141\]](#)

2. Write a `GET` call to the service's metadata.

#### Sample Code

```
GET /learning/odatav4/public/admin/searchStudent/v1/$metadata
```

3. Read the metadata to understand the names, types, relationships, and descriptions of the entities, entity sets, and properties.

```
<Property Name="chargebackMethodLabelValue" Type="Edm.String">
  <Annotation Term="Core.Description">
    <String>This is the description of the chargeback method in this user's
      language. Chargeback is a way to reconcile costs between organizations.
      One organization charges the cost of training back to another
      organization. This allows companies to balance the cost of training by
      putting the cost to organizations.</String>
  </Annotation>
</Property>
```

Example Property Metadata showing Name, Type, and Annotation

## 9.8.4.2 Pagination in SAP SuccessFactors Learning OData

To avoid pagination problems when calling SAP SuccessFactors Learning web services, we recommend using OData parameters to define your page sizes based on the records returned.

We set default page sizes for different web services based on the data returned or to protect the server from a call for too much data. In general, the page default page size is ten entities in a collection, but some web services might return different page sizes. For this reason, we do not recommend that you rely on the default page sizes.

Instead, use the standard OData pagination parameters to define the page sizes that you want. Use `$count` to get a count of the total records in your return, then use `$top` and `$skip` to page the results. You can also use `$count` to get a total count and to make sure that you have processed all records on the client.

## 9.8.4.3 Include Primary Key in PUT Calls

OData requires a primary key for PUT calls.

In OData, each entity type/set needs to have primary key. PUT calls must have a primary key in both the URL of the PUT and in the payload, this is per ODATA standard. When you update a collection of complex types, that collection does not have a primary key. But you still must provide a wrapper primary key. As a result, you provide an empty primary key in both places: the URL and the payload.

### Sample Code

```
PUT /learning/odatav4/public/user/userassignment-service/v2/UserCourses('')
```

### Sample Code

```
{
  "primaryKey": ""
  "userCourse": [
    {
      "componentTypeID": "COURSE",
      "componentID": "WRT-849",
      "revisionDate": 1428506077000
    }
  ]
}
```

## 9.8.4.4 Search Filter and Operator Support

SAP SuccessFactors Learning search web services support these OData criteria and operators.

### Example

#### Sample Code

This codeblock contains line breaks to fit the formatting of the page.

```
GET /learning/odatav4/public/admin/searchStudent/v1/Students?
$filter=contains(criteria/learnerID,'sa-user') and
criteria/firstName eq 'user-cdp'
```

#### Remember

URL syntax cannot have spaces. If you are testing the call, in a browser tool, substitute %20 for white space in the URL.

### Supported Operators

- eq
- ne
- lt
- le
- gt
- ge
- contains

### Supported Filter

We currently support `contains` with an `and` operator.

### List of Search Web Services

These are the web services that use the operators and filters:

- Student Search [Searching for SAP SuccessFactors Learning Users with a Web Service \[page 2140\]](#)

- Curricula Search [Searching for Curricula with a Web Service \[page 2215\]](#)
- Learning Item Search [Searching for Learning Items with a Web Service \[page 2206\]](#)

## 9.8.4.5 API Limits in Learning

API limits protect SAP SuccessFactors Learning services from overload.

We protect your services from purposeful or accidental overload by setting limits on:

- The volume of data sent to Learning
- The volume of data requested of Learning
- The frequency of calls to Learning (we can set a wait time between calls)

When you exceed a limit in one of your calls, we return an error to help you stay within the limit.

### → Tip

SAP SuccessFactors Learning monitors and adjusts limits to protect our customers' services. To ensure your operations are not negatively impacted, please retrieve data page by page in sequential order.

## 9.8.4.6 Search Criteria for Getting a Single Learning Item

The way that you call for a single learning item in SAP SuccessFactors Learning is unusual because it needs three data elements to return a single learning item.

In SAP SuccessFactors Learning, you cannot get a learning item simply by its unique ID. For example, you **cannot** make the following call, which would be a typical GET:

### ↗ Sample Code

```
GET /learning/odatav4/learningPlan/v1/LearningItemDetails('1147305822')
```

You cannot make such a call because, in addition to their ID, learning items have a type and a revision. You must pass all three to return a single, unique learning item. For example, this call returns a single revision and type of a single learning item.

### ↗ Sample Code

```
GET /learning/odatav4/learningPlan/v1/LearningItemDetails
?$filter=lisCriteria/itemID eq '1147305822'
and lisCriteria/itemTypeID eq 'COURSE'
and lisCriteria/revisionDate eq 1147304737000
```

### → Remember

URL syntax cannot have spaces. If you are testing the call, in a browser tool, substitute %20 for white space in the URL.



## 9.8.4.7 Rules for Choosing the Right ID in SAP SuccessFactors Learning Web Services

When you call a web service in SAP SuccessFactors Learning and you want to update a student record, you need to know which ID to use to uniquely identify the student.

If you have...	Then use the ID...	Because...
SAP SuccessFactors central user management but do <b>not</b> use Employee Central...	<code>stud_id</code>	The central SAP SuccessFactors <code>sysid</code> is the same as <code>stud_id</code> . You have a single user ID for all users and their student record ID ( <code>stud_id</code> ) matches it.
SAP SuccessFactors central user management, you <b>do</b> use Employee Central, but you do <b>not</b> use Global Assignment / Concurrent Employment..	<code>stud_id</code>	Your system behaves the same as the central user management without Employee Central. Global assignment / concurrent employment is the complicating factor.
SAP SuccessFactors central user management, you <b>do</b> use Employee Central, and you <b>also</b> use Global Assignment / Concurrent Employment..	<code>personGUID</code>	In a global assignment / concurrent employment configuration, your users can have multiple employment records. To provide flexibility for multiple employment records, the individual user is identified by a <code>personGUID</code> , which is updated from Employee Central.

## 9.8.4.8 How Users are Uniquely Identified in SAP SuccessFactors

To manage a balance between product profiles, employment assignment, and overall suite identity, SAP SuccessFactors uses an identity system with multiple IDs but only one Globally Unique Identifier (GUID).

The SAP SuccessFactors identity management system understands three types of user IDs. In most cases, users are aware of only one unique ID, administrators might be aware of two, and implementation partners might be aware of three.

- Person GUID is an **immutable**, unique identifier that stays with a person throughout their SAP SuccessFactors experience. This ID is internal to the system and tends to be unknown to users or managers.
- Person ID External is a **mutable**, unique identifier that stays with a person throughout their SAP SuccessFactors experience. This is the ID that most users and their managers know. In many parts of SAP SuccessFactors this is called simply the external ID because it is **external** to the particular module as opposed to a pillar profile ID, which is internal to the pillar.
- Pillar Profile IDs are used within individual SAP SuccessFactors product pillars. For example, SAP SuccessFactors Learning uses a student ID to understand a user as a student (as opposed to compensation manager, for example).

## 9.8.4.9 Specifying the User Type For the LMS API Call

If you want to change the default user type from `Admin` to `User` or `User` to `Admin` in the API call you can use the `actingAs` parameter to override the default user type.

Once you've received the token from the Platform Token Server you can call the API with the new parameter and value. If you don't change the user type the token user will validate as a `Student` by default.

### Examples

**Calling an API as a User:**

```
/learning/odatav4/public/admin/curriculum-service/v1/UserCurriculumStatuses?actingAs=user
```

**Calling an API as an Admin:**

```
/learning/odatav4/public/admin/curriculum-service/v1/UserCurriculumStatuses?actingAs=admin
```

## 9.8.4.10 Call for Error Codes in SAP SuccessFactors Learning Web Services

If you build web services for SAP SuccessFactors Learning, you can return error codes to troubleshoot your development.

### Parameter to Get Error Codes

In some SAP SuccessFactors Learning web services, you can set a parameter in your web service call to get error codes.

↔ Output Code

```
operationStatusDetail=true
```

When you set `operationStatusDetail` to `true`, you return error information. When you set it to `false`, you do **not** return error information.

### Sample Error Response

When you call for errors, and the web service returns an error, it returns a JSON structure.

## Output Code

```
{
  "error": {
    "code": null,
    "message": "Failed to create user as the user id Yb-1234 already
exists.",
    "operationStatusDetail": {
      "status": "FAILED",
      "operation": null,
      "warnings": [],
      "errors": [
        {
          "code": "500",
          "message": "Failed to create user as the user id Yb-1234
already exists.",
          "fieldName": null
        }
      ]
    }
  }
}
```

### 9.8.4.11 Addition of Optional Fields to Web Services

SAP SuccessFactors Learning adds optional fields to web services without adding a new version of the web service.

APIs are an integral part of our product offering, so as our product evolves, so do our APIs. In any API-based integration, the provider and consumer are both equally responsible for following best implementation practices to ensure that the integration is scalable. It is, therefore, important for consumers of our APIs to understand that SAP SuccessFactors reserves the right to introduce optional API parameters without versioning up. We enhance APIs in their latest version without introducing new versions. To ensure your operations are not negatively impacted, please review the design of your clients to our web services.

### 9.8.4.12 Implications of Olingo Library Update from 4.0.0 to 4.2.0 for SAP SuccessFactors Learning

In Q4 2016, we update the Olingo library from 4.0.0 to 4.2.0 and we want you to understand the implications.

Olingo is a Java library that implements the Open Data Protocol (OData). The community is moving from Olingo 4.0.0 to Olingo 4.2.0 in anticipation of end of support for 4.0.0. Starting in Q4 2016, you will notice that Olingo 4.2.0 has become stricter. It prevents intermixing of data types, it does not allow short names, and it requires a namespace for the `has` operator. We have taken action to reduce the impact of these changes and give you time to transition to the stricter calls.

## Intermixing Data Types now Prevented

Olingo 4.0.0 had a bug that allowed you to intermix data types. In Q4 2016 and later, if you intermix data types, your call will error. In the example below, `maxPageSize` is a **string**. The first call fails and the second works.

### Sample Code

```
.../financialtransactions/v1/FinancialTransactions?$filter=criteria/maxPageSize
eq 1
.../financialtransactions/v1/FinancialTransactions?$filter=criteria/maxPageSize
eq '1'
```

## Short Entity Names Deprecated

Olingo 4.0.0 allowed short entity names but Olingo 4.2.0 requires fully qualified entity names (or it can be removed). We understand that our documents showed the short name so clients were built with the short name. To compensate, we currently intercept the short name to avoid errors, but it is deprecated: we want customers to begin removing the short name. This issue affects insert or update (PUT or POST). GET calls are not affected.

### Sample Code

This shows a short entity name (in `odata.type`) and so it is deprecated:

```
POST learning/odatav4/public/admin/financialtransactions/v1/
FinancialTransactionPostingStatuses
{"@odata.type": "#FinancialTransactionPostingStatuses", "postingStatuses": [...]}
```

### Sample Code

This shows recommended calls to an entity type (first) and an entity set (second).

```
"@odata.type": "#com.sap.lms.odata.User"
"@odata.context": "$metadata#Users/$entity"
```

### Sample Code

This shows an alternative to the recommended call. It is not wrong per Olingo 4.2.0. It removes the entity name rather than providing a fully qualified name.

```
POST learning/odatav4/public/admin/financialtransactions/v1/
FinancialTransactionPostingStatuses
{"postingStatuses": [...]}
```

## Removal of `has` operator

After an investigation of calls into our API layer, we found zero calls with the `has` operator but found that `eq` operator is most commonly used. Olingo 4.2.0 strictly follows the Oasis standard, which means that if we allow `has`, then both `has` and `eq` must use a namespace.

### Sample Code

```
$filter=criteria/learnerID has com.sap.lms.odata.ENString 'thomas'  
$filter=criteria/learnerID has Namespace1_Alias.ENString 'thomas'  
$filter=criteria/learnerID eq com.sap.lms.odata.ENString 'thomas'  
$filter=criteria/learnerID eq Namespace1_Alias.ENString 'thomas'
```

Given that we saw no calls with `has`, and given that its enablement would have meant major refactoring on the most commonly used `eq` call, we disabled `has` to protect the current usage of `eq`. We decided to reduce the impact to your clients. We will continue to work with the Olingo team to find a path forward.

As an alternative to the `has` operator, we recommend that you use the `contains` operator. It provides the same fuzzy searching as `has` but is easier to use. For example, you could search for all users whose student ID (learner ID) contains `thomas`.

### Sample Code

```
$filter=contains(criteria/learnerID, 'thomas')
```

## Impacts to OData Extensions

If you have built an SAP SuccessFactors Learning extension that extends the OData library, you must check that extension to make sure that it works properly after the update. Other types of extensions are not affected.

### 9.8.4.13 Use `remainingDays` to Look for Overdue Curricula

To avoid time zone issues, you can use `remainingDays` to find overdue curricula.

In the code example below, you see an assignment date, expiration date, and next action date, as well as the days remaining in the curricula. The easiest way to find overdue curricula is to look for negative days remaining.

### Sample Code

```
{  
  "@odata.context": "$metadata#UserCurriculumStatuses",  
  "@odata.metadataEtag": "<etag>",  
  "value": [  
    {  
      "userID": "user",  
      "personGUID": null,  
      "curriculumID": "Curr-ID",  
      "curriculumStatus": "N",  
      "assignmentDate": 1520015400000,  
    }  
  ]  
}
```

```

    "expirationDate": 1523750400000,
    "nextActionDate": 1520899200000,
    "remainingDays": -8,
    "totalCount": null,
    "rootCurriculaID": null
  }
]
}

```

## 9.9 Onboarding

This section contains OData API entities for SAP SuccessFactors Onboarding 1.0, including Onboarding 1.0 entities, Onboarding 1.0 MDF entities, and Onboarding entities.

### 9.9.1 Onboarding 1.0

#### 9.9.1.1 OnboardingCandidateInfo

OnboardingCandidateInfo is an MDF entity that maintains metadata about a candidate's onboarding activity. This entity can be used for querying onboarding activities by metadata.

Supported Operations

Query, Upsert, Update, Merge, Delete

### Properties and Navigation Properties

This section lists only the properties and navigation properties that require special business logic, permission, or other additional information. For more information, refer to the API dictionary in [Admin Center](#) [API Center](#) [OData API Data Dictionary](#) or the API metadata using query: `https://<api-server>/odata/v2/<Entity>/$metadata`.

#### Properties

Property	Description
applicantID	The external code for this entity. In RX-OB integration flow, this is set to the application-id of the candidate. In external-ATS – OB integration, this is generated using the rcm_job_application_seq sequence counter.

Property	Description
candidateId	In RX-OB integration flow, this is set to the id of the candidate. In external-ATS (xATS) – OB integration, this is generated using the rcm_job_application_seq sequence counter. (For xATS – OB flow, this is same as application ID.)
managerId	The user-id of the manager
hrManagerId	The user-id of the HR Manager
kmsUserId	The onboarding-activity-id; i.e, the hr-data-id of the onboarding activity.
userId	User-id of this candidate.
readytoHire	Whether or not the candidate ready to be hired. This is false by default. When paperwork-done notification under SF_Notifications feature in KMS is enabled (recommended configuration), it is set to true when NES step of onboarding activity is completed.
hired	Whether or not the candidate has been hired. Default is false. In OB – EC flow this is set to true when candidate is hired.
hireDate	The start date of the employee.
fName	First Name
lName	Last Name
email	Email address
division	Division
department	Department
location	Location
payGrade	Pay Grade
jobTitle	Job Title
internalHire	Whether or not the candidate is an internal hire. Default is false. In RX – OB flow, RX (RMK) sets this flag depending upon if the candidate is internal or external. For xATS – OB integrations: When SF_Notifications feature in KMS is enabled, this field is updated after the candidate-created, post-phv and paperwork-done notifications. (Note that once set to true, this flag cannot be set to false by notifications.)
fromExternalATS	Whether or not the candidate is from an external ATS (i.e, not from RX/RMK). In RX – OB flows, this is set to false otherwise it is true.

## Navigation Properties

Navigation Property	Related Entity	Description
hrManagerIdNav	User	The HR manage related to this entity.
managerIdNav	User	The manager related to this entity.
userId	User	The user ID of the candidate.

## Entity Relation Diagram

OnboardingCandidateInfo	
applicantId	String(128)
hrManagerIdNav	User
managerIdNav	User
mdfSystemRecordStatusNav	MDFEnumValue
mdfSystemStatusNav	MDFEnumValue
userIdNav	User

## Use Cases

API Call	Description
<code>/odata/v2/OnboardingCandidateInfo?\$filter=applicantId eq '2443'</code>	Get OnboardingCandidateInfo object for applicant with application-id 2443.
<code>/odata/v2/OnboardingCandidateInfo?\$filter=readyToHire eq 'true' and hired eq 'false'</code>	Get candidates ready to be hired (but not yet hired).
<code>/odata/v2/OnboardingCandidateInfo?\$filter=createdDate ge datetime'2014-12-30T00:00:00'</code>	Get candidate data created on or after a given date.

There are two ways to trigger an update on an MDF entity using Odata.

- Post with X-HTTP-Method: MERGE naming the key in the Url and in the body and the fields that should be updated.

### Sample Code

```
url: https://api4preview.sapsf.com/odata/v2/OnboardingCandidateInfo(applicantId=456)
body:
{
  "__metadata":
  { "uri": "OnboardingCandidateInfo(applicantId=456)" }
  ,
  "readyToHire": true
}
```

- Upsert without the X-HTTP-Method

### Sample Code

```
url: https://<api-server>/odata/v2/upsert
body:
{
  "__metadata":
  { "uri": "OnboardingCandidateInfo(applicantId=456)" }
  ,
}
```



```
"readyToHire":true
}
```

#### Note

The upsert is more generic and can be used in this manner for all MDF entities. *applicantId* is the external code of the *OnboardingCandidateInfo*. So, in case another MDF entity is called, the external code of that entity must be used instead.

## Related Information

[SAP Business Accelerator Hub: OnboardingCandidateInfo](#)

### 9.9.1.2 HRData

HRData is an entity that maintains the onboarding information of a candidate. This entity can be used to filter candidate information based on criteria and to update the candidate information.

## Supported Operations

GET, PUT

## Properties and Navigation Properties

There are separate Metadata API provided to the list of fields which can be queried:

**Filter Fields:** <https://<api-server>/<PartnerName>/odata/v2/hrdata/metadata/FilterFields>

**Expand Tags:** <https://<api-server>/<PartnerName>/odata/v2/hrdata/metadata/ExpandTags>

**Update Fields:** <https://<api-server>/<PartnerName>/odata/v2/hrdata/metadata/UpdateFields>

To obtain detailed information about the entity (HRData) properties from the OData API dictionary or to expose the entity metadata, use the following query:

[https://<api-server>/<partnername>/odata/v2/\\$metadata](https://<api-server>/<partnername>/odata/v2/$metadata)

#### Note

You must use an Onboarding api-server in all the queries.

## Prerequisite: For GET operation

1. Get a valid authorization token.  
Fetch a valid token, from the OData Authentication API, which is mentioned previously.
2. Setting up Index Fields.  
To filter on a field, it should be part of the process's Index field. Index fields can be added/edited in [Super Admin Account Processes Index Fields of the process](#). This is mandatory param and must be passed.
3. Setting up Expand tags.  
Name of the data-dictionary (data-dictionaries) whose fields should be returned in the response. One or more expand tags can be provided. When multiple tags are provided, fields of both the tags will be returned in the response. If certain specific fields are required then new data-dictionary need to be created.
4. Format for sending Request Params.

1. \$filter:

Filter Condition which needs be used to filter and get the HRData.

For filter param in the request:

Filter format: **FCode eq '<Code of Index Field>' and FVal <Condition to Use> '<Value to be checked>'**

**Conditions:**

- Multiple conditions can be joined with and/or.
- To filter using Date fields like startDate, HireDate use FValDt instead of FVal.
- To filter using Number/Decimal/Numeric fields like Payrate, Hours per day use FValNum instead of FVal.
- Supported string functions are substringof, startswith and endswith. Use them with FVal.
- Valid operators for Date, Number and string are Greater than (gt) or equal (ge), Lesser than (lt) or equal (le), not equal (ne) and equals (eq).
- All the above operators can be applied only for FVal, FValDt and FValNum.
- For FCode equals is the only operation allowed.

**Examples:**

- FCode eq 'FirstName' and FVal eq 'John'.
- (FCode eq 'LastName' and FVal eq 'Smith').
- ((FCode eq 'Payrate' and FValNum le 20) or (FCode eq 'StartDate' and FValDt gt datetime'2016-01-01T00:00:00.OZ')).
- ((FCode eq 'MiddleName' and substringof('Ch', FVal) eq true) and (FCode eq 'City' and startswith('Ca', FVal) eq false)).

The FCode, is code of the Index Field. To filter on a field, it should be part of the process's Index field. Index fields can be added/edited in ► [Super Admin](#) ► [Account](#) ► [Processes](#) ► [Index Fields of the process](#) ► . This is a mandatory parameter and must be passed.

2. \$select:

Fields that needs to come in the response and not return all the other fields of the HRData. These fields should be part of the HR Data.

**Example:**

\$select=FirstName,LastName

3. \$expand:

Name of the data-dictionary (data-dictionaries) whose fields should be returned in the response. One or more expand tags can be provided. When multiple tags are provided, fields of both the tags will be returned in the response.

**Example:**

\$expand=EC,Offboarding

4. \$top:  
Maximum number of records to be returned as part of the response. The upper limit is 100.

**Example:**

\$top=50

5. \$skip:  
Skip the number of records and fetch from the number provided.

**Example:**

\$skip=100

Request Information

Operation	GET
URI	https://<api-server>/<PartnerName>/odata/v2/HRData? \$filter=<Filter_Condition>&\$select=<Fields>&\$expand=<Tag Names>&\$top=<Number of Records>&\$skip=<Elements to skip>
Description	Filter API to query for HR Data by querying on the fields of the HR Data.
Headers	Authorization: Token (Obtained from OData API Authentication).
Payload	No

**Example:**

https://<api-server>/<PartnerName>/odata/v2/HRData?\$filter=(FCode eq 'LastName' and FVal eq 'Smith')&\$select=FirstName,LastName&\$expand=EC,Offboarding&\$top=50&\$skip=100

Response

Sample Code

```
{
  "odata.metadata": "https://<api-server>/<PartnerName>/odata/v2/$metadata#HRData/@Element",
  "hrdata": [
    {
      "hrDataId": "f6c71e0f-f7ce-44ab-a6f9-dae5ee9171b3", "HrdataDetails": [
        {
          "Key": "FirstName", "Value": "Johnathan"
        }, {
          "Key": "LastName", "Value": "Smith"
        }
      ]
    }, {
      "hrDataId": "1407e0f8-5a73-44dd-997b-ceba7cb57251", "HrdataDetails": [
        {
          "Key": "FirstName", "Value": "Trevor"
        }, {
          "Key": "LastName", "Value": "Smith"
        }
      ]
    }, {
      "hrDataId": "117b9794-db59-4373-9bb6-afbdd3cc5789", "HrdataDetails": [
        {
          "Key": "FirstName", "Value": "Graeme"
        }
      ]
    }
  ]
}
```

```

        "Key": "LastName", "Value": "Smith"
      }
    ], {
      "hrDataId": "b497178c-f262-4f72-8751-8ae07e52ce2a", "HrdataDetails": [
        {
          "Key": "FirstName", "Value": "John"
        }, {
          "Key": "LastName", "Value": "Smith"
        }
      ]
    }
  ], "nextLink": null
}

```

“nextLink” will point to next Page to further links. If this value is null, then it means no further pages are available.

## Use Case: GET operation

Get operation is used to filter on the list of candidate using the Filter fields and also passing the fields which needs to be returned in the response.

### Example:

```

https://<api-server>/<PartnerName>/odata/v2/HRData?$filter=(FCode eq 'LastName' and
FVal eq 'Smith')&$select=FirstName,LastName&$expand=EC,Offboarding&$top=50&$skip=100

```

In the above query, fields which are filtered are Last Name = ‘Smith’. The above will return the First Name and Last Name fields. Apart from this it will return all the fields present in tag EC and Offboarding. With the top 50, it means 50 number will be returned. With skip =100, first 100 records will be skipped.

## Prerequisite: For PUT operation

1. Get a valid authorization token  
Fetch a valid token, from the OData Authentication API, which is mentioned previously.
2. The fields that needs to be updated should be part of HrDataAPIUpdate Data dictionary.

### Request Information

Operation	PUT
URI	https://<api-server>/<PartnerName>/odata/v2/HRData
Description	To update field for a HR Data based on the payload passed.
Headers	Authorization: Token (Obtained from OData API Authentication)
Payload	Yes

### Request Payload Example:

### Sample Code

```
{ [
  {
    "hrDataId": "f6c71e0f-f7ce-44ab-a6f9-dae5ee9171b3",
    "HrdataDetails": [
      {
        "Key": "FirstName",
        "Value": "Michael"
      }
    ]
  }
]
```

The HRData Id is mandatory. The fields, which needs to be updated should be provided in the above format. "Key" should have the name of the Field and "Value" should be the value of the field which needs to be updated.

Response

### Sample Code

```
{
  [
    {
      "HrDataId": "f6c71e0f-f7ce-44ab-a6f9-dae5ee9171b3",
      "Status": "200"
    }
  ]
}
```

"Status": Informs whether the particular HRDataId is updated. This is provided for all HRDataId in case of bulk update. 200 – Success. 400, 403 – Failure

## Additional Information

There is a status field available for each record set which indicates the success of the record. A value of 200 indicates a success, and a value of 400 or 403 indicates failure. Generally when the HRDataId/Update Field is invalid or not available, or if the payload is not in proper format, then 400 will be returned in the response.

If the candidate has completed the process, then 403 will be returned in the response as the Update is not allowed for such a candidate.

## Use Case: PUT operation

Put operation is used to update a HRData for a candidate. The fields provided, will be updated and will be changed in the HRData of the candidate.

## 9.9.1.2.1 ExpandTags

This Entity provides the list and fields of all the Data-dictionary that are available in Onboarding. This metadata API provides the information on the data-dictionary.

### Supported Operations

GET

### Properties and Navigation Properties

Properties of the Expand Tags.

Property	Description
TagName	Name of the data-dictionary.
NavigationLink	Link to get the fields under the data-dictionary.

Properties of the Fields under the Tag.

Property	Description
TagName	Name of the data-dictionary.
Fields	List of fields under the data-dictionary..

### Prerequisite: Get a valid authorization token

Fetch a valid token, from the OData Authentication API, which is mentioned previously.

### Use Case: Get the List of Tags (Data – Dictionary) and Fields

When the above request is called, the list of the data-dictionary is returned. With each data-dictionary, a navigation link is returned. This navigation link, returns the list of fields for the Tag.

Request Information

Operation	GET
-----------	-----

URI	https://<api-server>/<PartnerName>/odata/v2/hrdata/metadata/ExpandTags https://<api-server>/<PartnerName>/odata/v2/hrdata/metadata/ExpandTags('ApplicationInfo')/Fields
Description	The Odata API will return the list of tag name and a navigation link to provide the fields under that tag.
Headers	Authorization: Token (Obtained from OData Authentication API)

## Response

```
{
  "odata.metadata": "https://<api-server>/<PartnerName>/odata/v2/hrdata/metadata/$metadata#ExpandTags",
  "value": [
    {
      "TagName": "ApplicationInfo",
      "NavigationLink": "https://<api-server>/<PartnerName>/odata/v2/hrdata/metadata/ExpandTags('ApplicationInfo')/Fields"
    },
    {
      "TagName": "Base New Employee Data",
      "NavigationLink": "https://<api-server>/<PartnerName>/odata/v2/hrdata/metadata/ExpandTags('Base New Employee Data')/Fields"
    },
    {
      "TagName": "Direct Deposit",
      "NavigationLink": "https://<api-server>/<PartnerName>/odata/v2/hrdata/metadata/ExpandTags('Direct Deposit')/Fields"
    },
    {
      "TagName": "EC",
      "NavigationLink": "https://<api-server>/<PartnerName>/odata/v2/hrdata/metadata/ExpandTags('EC')/Fields"
    },
    {
      "TagName": "EC-CandidateCreated",
      "NavigationLink": "https://<api-server>/<PartnerName>/odata/v2/hrdata/metadata/ExpandTags('EC-CandidateCreated')/Fields"
    },
    {
      "TagName": "EC-PaperWorkDone",
      "NavigationLink": "https://<api-server>/<PartnerName>/odata/v2/hrdata/metadata/ExpandTags('EC-PaperWorkDone')/Fields"
    },
    {
      "TagName": "EC-PostPHV",
      "NavigationLink": "https://<api-server>/<PartnerName>/odata/v2/hrdata/metadata/ExpandTags('EC-PostPHV')/Fields"
    },
    {
      "TagName": "EC-UpdateHireDate",
      "NavigationLink": "https://<api-server>/<PartnerName>/odata/v2/hrdata/metadata/ExpandTags('EC-UpdateHireDate')/Fields"
    },
    {
      "TagName": "EEO Info",
      "NavigationLink": "https://<api-server>/<PartnerName>/odata/v2/hrdata/metadata/ExpandTags('EEO Info')/Fields"
    },
    {

```

```

    "TagName": "Emergency Contact",
    "NavigationLink": "https://<api-server>/<PartnerName>/odata/v2/hrdata/
metadata/ExpandTags('Emergency Contact')/Fields"
  },
  {
    "TagName": "eWage",
    "NavigationLink": "https://<api-server>/<PartnerName>/odata/v2/hrdata/
metadata/ExpandTags('eWage')/Fields"
  },
  {
    "TagName": "HrDataAPIUpdate",
    "NavigationLink": "https://<api-server>/<PartnerName>/odata/v2/hrdata/
metadata/ExpandTags('HrDataAPIUpdate')/Fields"
  },
  {
    "TagName": "I-9",
    "NavigationLink": "https://<api-server>/<PartnerName>/odata/v2/hrdata/
metadata/ExpandTags('I-9')/Fields"
  },
  {
    "TagName": "I9 Info",
    "NavigationLink": "https://<api-server>/<PartnerName>/odata/v2/hrdata/
metadata/ExpandTags('I9 Info')/Fields"
  },
  {
    "TagName": "I9 Personal Information",
    "NavigationLink": "https://<api-server>/<PartnerName>/odata/v2/hrdata/
metadata/ExpandTags('I9 Personal Information')/Fields"
  },
  {
    "TagName": "Job Related Info",
    "NavigationLink": "https://<api-server>/<PartnerName>/odata/v2/hrdata/
metadata/ExpandTags('Job Related Info')/Fields"
  },
  {
    "TagName": "JobReq",
    "NavigationLink": "https://<api-server>/<PartnerName>/odata/v2/hrdata/
metadata/ExpandTags('JobReq')/Fields"
  },
  {
    "TagName": "Offboarding",
    "NavigationLink": "https://<api-server>/<PartnerName>/odata/v2/hrdata/
metadata/ExpandTags('Offboarding')/Fields"
  },
  {
    "TagName": "OfferInfo",
    "NavigationLink": "https://<api-server>/<PartnerName>/odata/v2/hrdata/
metadata/ExpandTags('OfferInfo')/Fields"
  },
  {
    "TagName": "Onboarding",
    "NavigationLink": "https://<api-server>/<PartnerName>/odata/v2/hrdata/
metadata/ExpandTags('Onboarding')/Fields"
  }
}

```

“NavigationLink” will provide the fields under that Tag Name, below is example for Application Info Tag Name, the navigation link is [https://<api-server>/<PartnerName>/odata/v2/hrdata/metadata/ExpandTags\('ApplicationInfo'\)/Fields](https://<api-server>/<PartnerName>/odata/v2/hrdata/metadata/ExpandTags('ApplicationInfo')/Fields).

On calling this API with same Authorization, the response is:

```

{
  "odata.metadata": "https://<api-server>/<PartnerName>/odata/v2/hrdata/metadata/
$metadata#Fields/@Element",
  "TagName": "ApplicationInfo",
  "Fields": [

```



```

"City",
"FirstName",
"Zip",
"Gender",
"VeteranStatus",
"EmergencyState",
"EmergencyAddress",
"EmergencyCity",
"Address2",
"DaytimePhoneAC",
"DaytimePhoneNum",
"EveningPhoneAC",
"EveningPhoneNum",
"EmergencyDaytimePhoneAC",
"EmergencyFirstName",
"EmergencyZip",
"MaritalStatus",
"State",
"LastName",
"Zip4",
"DateOfBirth",
"EMail",
"EmployeeId",
"EmergencyZip4",
"Address1",
"EmergencyDaytimePhoneNum",
"EmergencyLastName",
"MiddleName",
"Address2",
"EmergencyAddress2",
"Address3",
"EmergencyAddress3",
"Address4",
"EmergencyAddress4",
"Country",
"EmergencyCountry",
"DisabledPerson",
"Ethnicity",
"NeedAccomodation",
"DaytimePhoneAC",
"EveningPhoneAC",
"DaytimePhoneNum",
"EveningPhoneNum",
"Suffix",
"ApplicantId"
]
}

```

## 9.9.1.2.2 FilterFields

This entity provides the list of all the Index fields that can be filtered. It returns all the process and the index fields under the process. This metadata API provides the information on the data-dictionary.

## Supported Operations

GET

## Properties and Navigation Properties

### Properties

Properties of the Expand Tags.

Property	Description
ProcessName	Name of the process..
QueryableFields	Index fields under the process that can be queried with OData API.

### Prerequisite: Get a valid authorization token

Fetch a valid token, from the OData Authentication API, which is mentioned previously.

Request Information

Operation	Get list of filter fields
URI	<code>https://&lt;api-server&gt;/&lt;PartnerName&gt;/odata/v2/hrdata/metadata/FilterFields</code>
Description	The Odata API will return the list of processes and the Index fields in that Processes. The fields returned can be used in the Filter API as FCode.
Headers	Authorization: Token (Obtained from OData Authentication API)
Payload	No

Response

```
{
  "odata.metadata": "https://<api-server>/<PartnerName>/odata/v2/hrdata/metadata/$metadata#FilterFields",
  "value": [
    {
      "ProcessName": "Onboarding",
      "QueryableFields": [
        "ProcessDueDate",
        "StartDate",
        "OrientationDate",
        "FirstName",
        "LastName",
        "MiddleName",
        "SSN",
        "JobTitle",
        "Department",
        "Location",
        "ManagerLoginName",
        "State",
        "Country",
        "Division",
        "Gender",
        "EthnicGroup",
      ]
    }
  ]
}
```

```

    "DeptCode",
    "DivCode",
    "DistrictCode",
    "LocNumber",
    "ActivityCreateDate",
    "ActivityHireDate",
    "JobCode",
    "HiringManagerLogin",
    "RecruiterLogin",
    "UnassignedFlag",
    "ReasonMessage",
    "I9AlienWorkUntilDate",
    "DepartmentType",
    "BackgroundType",
    "PJCode",
    "AssociateUserId",
    "DateOfBirth",
    "EmployeeId"
  ]
},
{
  "ProcessName": "72 Hour",
  "QueryableFields": [
    "ProcessDueDate",
    "StartDate",
    "OrientationDate",
    "FirstName",
    "LastName",
    "MiddleName",
    "SSN",
    "JobTitle",
    "Department",
    "Location",
    "ManagerLoginName",
    "State",
    "Country",
    "Division",
    "Gender",
    "EthnicGroup",
    "DeptCode",
    "DivCode",
    "DistrictCode",
    "LocNumber",
    "ActivityCreateDate",
    "ActivityHireDate",
    "JobCode",
    "HiringManagerLogin",
    "RecruiterLogin",
    "UnassignedFlag",
    "ReasonMessage",
    "I9AlienWorkUntilDate",
    "DepartmentType",
    "BackgroundType",
    "PJCode",
    "ParentHRDataId",
    "AssociateUserId"
  ]
},
{
  "ProcessName": "I9 - Reverification",
  "QueryableFields": [
    "ProcessDueDate",
    "StartDate",
    "OrientationDate",
    "FirstName",
    "LastName",
    "MiddleName",
    "SSN",

```

```

    "JobTitle",
    "Department",
    "Location",
    "ManagerLoginName",
    "State",
    "Country",
    "Division",
    "Gender",
    "EthnicGroup",
    "DeptCode",
    "DivCode",
    "DistrictCode",
    "LocNumber",
    "ActivityCreateDate",
    "ActivityHireDate",
    "JobCode",
    "HiringManagerLogin",
    "RecruiterLogin",
    "UnassignedFlag",
    "ReasonMessage",
    "I9AlienWorkUntilDate",
    "DepartmentType",
    "BackgroundType",
    "PJCode",
    "AssociateUserId"
  ]
},
{
  "ProcessName": "FormsOnDemand",
  "QueryableFields": [
    "ProcessDueDate",
    "StartDate",
    "OrientationDate",
    "FirstName",
    "LastName",
    "MiddleName",
    "SSN",
    "JobTitle",
    "Department",
    "Location",
    "ManagerLoginName",
    "State",
    "Country",
    "Division",
    "Gender",
    "EthnicGroup",
    "DeptCode",
    "DivCode",
    "DistrictCode",
    "LocNumber",
    "ActivityCreateDate",
    "ActivityHireDate",
    "JobCode",
    "HiringManagerLogin",
    "RecruiterLogin",
    "UnassignedFlag",
    "ReasonMessage",
    "I9AlienWorkUntilDate",
    "DepartmentType",
    "BackgroundType",
    "PJCode",
    "AssociateUserId"
  ]
},
{
  "ProcessName": "Offboarding",
  "QueryableFields": [
    "ProcessDueDate",

```

```

    "StartDate",
    "OrientationDate",
    "FirstName",
    "LastName",
    "MiddleName",
    "SSN",
    "JobTitle",
    "Department",
    "Location",
    "ManagerLoginName",
    "State",
    "Country",
    "Division",
    "Gender",
    "EthnicGroup",
    "DeptCode",
    "DivCode",
    "DistrictCode",
    "LocNumber",
    "ActivityCreateDate",
    "ActivityHireDate",
    "JobCode",
    "HiringManagerLogin",
    "RecruiterLogin",
    "UnassignedFlag",
    "ReasonMessage",
    "I9AlienWorkUntilDate",
    "DepartmentType",
    "BackgroundType",
    "PJCode",
    "AssociateUserId"
  ]
}
]
}

```

## Use Case: Get the List of Index fields

When the above request is called, the list of the processes and the index fields under each process.

### 9.9.1.2.3 UpdateFields

This entity provides the list of fields of under HrDataAPIUpdate Data-dictionary. These are the fields under the HRData that can be updated using the OData API.

## Supported Operations

GET

## Properties and Navigation Properties

### Properties

Properties of the Expand Tags.

Property	Description
Fields	Fields under the data-dictionary HrDataAPIUpdate. These fields can be updated in HRData using OData API.

### Prerequisite:

1. Get a valid authorization token  
Fetch a valid token, from the OData Authentication API, which is mentioned previously.
2. Fields under Data-dictionary HrDataAPIUpdate  
Data-dictionary HrDataAPIUpdate will be present, fields need to be added under the data-dictionary.

Request Information

Operation	Get list of fields that can be updated
URI	<code>https://&lt;api-server&gt;/&lt;PartnerName&gt;/odata/v2/hrdata/metadata/UpdateFieldss</code>
Description	The Odata API will return the list of fields present under HrDataAPIUpdate tag
Headers	Authorization: Token (Obtained from OData Authentication API)
Payload	No

Response

```
{
  "odata.metadata": "https://<api-server>/<PartnerName>/odata/v2/hrdata/metadata/$metadata#UpdateFields/@Element",
  "Fields": [
    "FirstName",
    "LastName"
  ]
}
```

### Use Case: Get the List of Fields under HrDataAPIUpdate tag

When the above request is called, the list of the data-dictionary is returned. With each data-dictionary, a navigation link is returned. This navigation link returns the list of fields for the Tag.

## 9.9.1.3 ODataAuthentication

This is an API to authenticate for other OData API calls. This API call is used to get the valid token and this token will be used as authentication in the OData API Calls to fetch the data. The user has to set a new Service Login-Set ODataService, and pass the credentials in the Request Header in the below format.

### Supported Operations

Query

### Properties and Navigation Properties

#### Properties

Property	Description
Token	Token which needs to be used as Authorization for subsequent Odata API calls.
ExpiryTimeStamp	Time within which the token needs to be used at least once, else token will be expired.

### Prerequisite: Set up ODataService Login Set

The Service Login needs to be created Super Admin, under Account -> Service Login. New User Name and Password needs to be set for the new Service Login Set, ODataService.

Request Information

Operation	Query
HTTP Method	GET
URI	<code>https://&lt;api-server&gt;/&lt;PartnerName&gt;/odata/v2/ODataAuthentication&lt;&gt;</code>
Headers	Authorization: Basic <Base 64 encoded ({"Username": "<Service Login Username>", "Password": "<Service Login password>"})> OR Authorization: Basic Base 64 encoded (<Service Login Username>:<Service Login password>)

Response

```
{
  "odata.metadata": "https://<api-server>/<PartnerName>/odata/v2/$metadata#ODataAuthentication/@Element",
  "Token": "48c3alba-c23c-4f25-9570-24f08be8b073",
  "ExpiryTimeStamp": "2016-10-07T09:51:56.3886605+05:30"
```

```
}
```

## 9.9.1.4 OnboardeeAttachment

The `OnboardeeAttachment` entity lets you import attachments into the Onboarding panels. You can import attachments of the type: `.pdf`, `.doc`, `.docx`, `.xls`, `.xlsx`, `.txt`, `.csv`, `.ppt`; import image file of the type: `gif`, `png`, `jpg`, `jpeg`, `bmp`; Additionally you can also use the API to: import updated versions of an attachment that already exists; review the API response results; retrieve data regarding existing attachments in Onboarding to determine which new documents need to be attached, and which existing documents to update; import all types of documents from RCM except any document in HTML format; delete single or multiple attachments from Onboarding. All the attachments appear in the Panel. Depending on the file type, you can either only view them or download them. The functionality of the documents you attach using the API, mirrors the functionality of the documents that are manually attached. The attached document inherits the properties set in the Panel by the administrator like any manually attached document.

### Supported Operations

Query, Update, Delete

### Authentication

Obtain a token using the `oDataAuthentication` API.

### Use Case

Get all attachments for an Onboardee

### Request

Request Information

Operation	GET
URI	<code>https://&lt;api-server&gt;/&lt;PartnerName&gt;/odata/v2/OnboardeeAttachment?\$filter=HrDataId eq guid'90a72911-9444-4ad3-9698-035f6a528a16'</code>
Headers	Authorization: <Token obtained from OData Authentication API>



## Response

```
{
  "odata.metadata": "https://<api-server>/<PartnerName>/
odata/v2/$metadata#OnboarderAttachment",
  "value": [
    {
      "HrDataId": "90a72911-9444-4ad3-9698-035f6a528a16",
      "AttachmentId": "de1d578c-4d42-4143-a35a-d3736a7f9843",
      "AttachmentName": "documentTwo.txt",
      "FormCode": "Blue",
      "AttachmentContent": "<base-64 encoded g-zip content",
      "AttachmentDetails": [
        {
          "Key": "ShowInWorkQueue",
          "Value": "True"
        },
        {
          "Key": "MimeType",
          "Value": "text/plain"
        }
      ]
    },
    {
      "HrDataId": "90a72911-9444-4ad3-9698-035f6a528a16",
      "AttachmentId": "15bc306b-4eaa-4019-b351-6f7eb74bbf3a",
      "AttachmentName": "documentTwo.xls",
      "FormCode": "Blue",
      "AttachmentContent": "<base-64 encoded gzip content",
      "AttachmentDetails": [
        {
          "Key": "ShowInWorkQueue",
          "Value": "True"
        },
        {
          "Key": "MimeType",
          "Value": "application/vnd.ms-excel"
        }
      ]
    }
  ]
}
```

## Use Case

Get attachments for an onboarder and filter by form code

### Request

Request Information

Operation	GET
URI	<pre>https://&lt;api-server&gt;/&lt;PartnerName&gt;/ odata/v2/OnboarderAttachment? \$filter=HrDataId eq guid'90a72911-9444-4ad3-9698-035f6a528a16' and FormCode eq 'Blue'</pre>

## Response

### Sample Code

```
{
  "odata.metadata": "https://<api-server>/<PartnerName>/
odata/v2/$metadata#OnboarderAttachment",
  "value": [
    {
      "HrDataId": "90a72911-9444-4ad3-9698-035f6a528a16",
      "AttachmentId": "de1d578c-4d42-4143-a35a-d3736a7f9843",
      "AttachmentName": "documentTwo.txt",
      "FormCode": "Blue",
      "AttachmentContent": "<base-64 encoded g-zip content",
      "AttachmentDetails": [
        {
          "Key": "ShowInWorkQueue",
          "Value": "True"
        },
        {
          "Key": "MimeType",
          "Value": "text/plain"
        }
      ]
    },
    {
      "HrDataId": "90a72911-9444-4ad3-9698-035f6a528a16",
      "AttachmentId": "15bc306b-4eaa-4019-b351-6f7eb74bbf3a",
      "AttachmentName": "documentTwo.xls",
      "FormCode": "Blue",
      "AttachmentContent": "<base-64 encoded gzip content",
      "AttachmentDetails": [
        {
          "Key": "ShowInWorkQueue",
          "Value": "True"
        },
        {
          "Key": "MimeType",
          "Value": "application/vnd.ms-excel"
        }
      ]
    }
  ]
}
```

## Use Case

Get attachment by attachment ID

### Request

Request Information

Operation

GET

URI	https://<api-server>/<PartnerName>/odata/v2/OnboarderAttachment
Headers	Authorization: <Token obtained from OData Authentication API>

## Response

### Sample Code

```
{
  "odata.metadata": "https://<api-server>/<PartnerName>/odata/v2/$metadata#OnboarderAttachment",
  "value": [
    {
      "HrDataId": "90a72911-9444-4ad3-9698-035f6a528a16",
      "AttachmentId": "15bc306b-4eaa-4019-b351-6f7eb74bbf3a",
      "AttachmentName": "documentTwo.xls",
      "FormCode": "Blue",
      "AttachmentContent": "<BASE-64 ENCODED G-ZIP CONTENT>"
      "AttachmentDetails": [
        {
          "Key": "ShowInWorkQueue",
          "Value": "True"
        },
        {
          "Key": "MimeType",
          "Value": "application/vnd.ms-excel"
        }
      ]
    }
  ]
}
```

## Use Case

Post a single attachment - Allows to upload a new attachment for an onboarder. The attachment will be available on the Work Queue as well as on Panels for the onboarder.

## Request

### Request Information

Operation	POST
URI	https://<api-server>/<PartnerName>/odata/v2/OnboarderAttachment
Headers	Authorization: <Token obtained from OData Authentication API>

Payload

```
[
  {
    "HrDataId" :
    "90a72911-9444-4ad3-9698-035f6a528a16",
    "AttachmentName" :
    "documentTwo.xls",
    "FormCode" : "Blue",
    "AttachmentContent": "<base-64
    encoded g-zipped file content>"
  }
]
```

---

## Response

### Sample Code

```
[
  {
    "HrDataId": "90a72911-9444-4ad3-9698-035f6a528a16",
    "AttachmentId": "7ba925e6-0117-47de-9bc3-fea4c3bbaffb",
    "AttachmentName": "documentTwo.xls",
    "StatusCode": "200",
    "StatusMessage": "Document successfully Uploaded"
  }
]
```

## Use Case

Post multiple attachments - Allows to upload multiple attachments, either for a single candidate or for multiple candidates.

### Request

Request Information

Operation	POST
URI	<code>https://&lt;api-server&gt;/&lt;PartnerName&gt;/odata/v2/OnboardAttachment</code>
Headers	Authorization: <Token obtained from OData Authentication API>

Payload

```
[
  {
    "HrDataId":
"90a72911-9444-4ad3-9698-035f6a528a16",
    "AttachmentName" :
"documentTwo.xls",
    "FormCode": "Blue",
    "AttachmentContent": "<base-64
encoded g-zipped content">"},
    {
      "HrDataId" :
"10b42911-9444-4ad3-9698-035f6a528b59",
      "AttachmentName" :
"documentTwo.txt",
      "FormCode" : "Blue",
      "AttachmentContent": "<base-64
encoded g-zipped content>"
    }
  ]
```

## Response

```
[
  {
    "HrDataId": "90a72911-9444-4ad3-9698-035f6a528a16",
    "AttachmentId": "cba4f45c-ec0c-410e-88aa-93099e93d521",
    "AttachmentName": "documentTwo.xls",
    "StatusCode": "200",
    "StatusMessage": "Document successfully Uploaded"
  },
  {
    "HrDataId": "90a72911-9444-4ad3-9698-035f6a528a16",
    "AttachmentId": "e1879aa3-93d4-4622-ad03-d12135709d5e",
    "AttachmentName": "documentTwo.txt",
    "StatusCode": "200",
    "StatusMessage": "Document successfully Uploaded"
  }
]
```

## Use Case

Update a single attachment. Replaces the attachment ID of the existing attachment with the attachment ID of the new attachment.

## Request

Request Information

Operation	POST
URI	https://<api-server>/<PartnerName>/odata/v2/OnboarderAttachment
Headers	Authorization: <Token obtained from OData Authentication API>

Payload

```
[
  {
    "HrDataId" :
    "90a72911-9444-4ad3-9698-035f6a528a16",
    "AttachmentName" :
    "documentThree.xlsx",
    "AttachmentId":
    "0dc7051f-4f04-4c82-ab9e-c6808550efa0",
    "FormCode" : "Blue",
    "AttachmentContent": "<base-64
encoded g-zipped content"
  }
]
```

## Request

### Sample Code

```
[
  {
    "HrDataId": "90a72911-9444-4ad3-9698-035f6a528a16",
    "AttachmentId": "0dc7051f-4f04-4c82-ab9e-c6808550efa0",
    "AttachmentName": "documentThree.xls",
    "StatusCode": "200",
    "StatusMessage": "Document successfully Updated"
  }
]
```

## Use Case

Update multiple attachments. Replaces the attachment IDs of the existing attachments with the attachment IDs of the new attachments.

## Request

Request Information

Operation	POST
URI	<code>https://&lt;api-server&gt;/&lt;PartnerName&gt;/odata/v2/OnboarderAttachment</code>
Headers	Authorization: <Token obtained from OData Authentication API>

Payload

```
[
  {
    "HrDataId" :
    "90a72911-9444-4ad3-9698-035f6a528a16",
    "AttachmentName" :
    "documentThree.ppt",
    "AttachmentId":
    "cba4f45c-ec0c-410e-88aa-93099e93d521",
    "FormCode" : "Blue",
    "AttachmentContent": "<base-64
encoded gzipped content "
  },
  {
    "HrDataId" :
    "90a72911-9444-4ad3-9698-035f6a528a16",
    "AttachmentName" :
    "documentFour.xls",
    "AttachmentId":
    "dbd3cc0e-73ee-4687-9796-3356721a42b4",
    "FormCode" : "Blue",
    "AttachmentContent": "<base-64
encoded gzipped content>"
  }
]
```

## Response

```
[
  {
    "HrDataId": "90a72911-9444-4ad3-9698-035f6a528a16",
    "AttachmentId": " cba4f45c-ec0c-410e-88aa-93099e93d521",
    "AttachmentName": "documentThree.ppt",
    "StatusCode": "200",
    "StatusMessage": " Document successfully Updated"
  },
  {
    "HrDataId": "90a72911-9444-4ad3-9698-035f6a528a16",
    "AttachmentId": "dbd3cc0e-73ee-4687-9796-3356721a42b4",
    "AttachmentName": "documentFour.xls",
    "StatusCode": "200",
    "StatusMessage": "Document successfully Updated"
  }
]
```

## Use Cases

Delete a single attachment

### Request

Request Information

Operation	Delete
URI	<code>https://&lt;api-server&gt;/&lt;PartnerName&gt;/odata/v2/OnboarderAttachment('&lt;attachmentid&gt;')</code>

Headers

Authorization: <Token obtained from OData Authentication API>

## Request

```
{
  "HrDataId": "90a72911-9444-4ad3-9698-035f6a528a16",
  "AttachmentId": "7ba925e6-0117-47de-9bc3-fea4c3bbaffb",
  "AttachmentName": "documentTwo.xls",
  "StatusCode": "200",
  "StatusMessage": "The attachment with id 7ba925e6-0117-47de-9bc3-fea4c3bbaffb has been deleted."
}
```

## Use Case

Delete attachments by hrdata ID and form code

### Request

Request Information

Operation	DELETE
URI	https://<api-server>/<PartnerName>/odata/v2/OnboarderAttachment
Headers	Authorization: <Token obtained from OData Authentication API>
Payload	<pre>{   "HrDataId" :   "90a72911-9444-4ad3-9698-035f6a528a16",   "FormCode" : "Blue" }</pre>

### Request

```
{
  "HrDataId": "90a72911-9444-4ad3-9698-035f6a528a16",
  "AttachmentId": "00000000-0000-0000-0000-000000000000",
  "AttachmentName": null,
  "StatusCode": "200",
  "StatusMessage": "The attachments : cba4f45c-ec0c-410e-88aa-93099e93d521 [documentThree.ppt], e1879aa3-93d4-4622-ad03-d12135709d5e [documentTwo.txt], dbd3cc0e-73ee-4687-9796-3356721a42b4 [documentFour.xls] are deleted."
}
```



## 9.9.2 Onboarding 1.0 MDF Entities

### 9.9.2.1 OnboardingEquipment

The `OnboardingEquipment` MDF entity stores the information of a selected equipment such as laptop or secure id card. This entity is used when an actionable onboarding participant (for example, the hiring manager) maintains the Furnish Equipment activity in Onboarding New Hire Activities to store the information for the equipment.

#### Supported Operations

Query, Insert, Upsert, Merge, Replace, Delete

##### Note

All the operations are configured by API visibility which is pre-configured for this MDF object and cannot be changed. The API visibility can either be set as *Read-Only* or *Editable*. All the operations listed are supported but it is recommended to use only the Query and Update operations. The other operations might effect the status information that is communicated to the parent objects (`OnboardingEquipmentActivity`, `OnboardingNewHireActivitiesStep`).

#### Properties and Navigation Properties

This section lists only the properties and navigation properties that require special business logic, permission, or other additional information. For more information, refer to the API dictionary in [Admin Center](#) [API Center](#) [OData API Data Dictionary](#) or the API metadata using query: `https://<api-server>/odata/v2/<Entity>/$metadata`.

#### Properties

Property	Description
<code>equipmentId</code>	External Id of the Onboarding equipment entity.
<code>type</code>	Type of equipment (category), selected from <code>OnboardingEquipmentType</code> .
<code>value</code>	Value selected from the equipment category (for example, the value 'Lenovo' selected from the equipment category 'Laptop').
<code>comment</code>	Comment from an actionable onboarding participant
<code>workflow</code>	Workflow associated with that equipment

## Navigation Properties

Navigation Property	Related Entity	Description
typeNav	OnboardingEquipmentType	Navigation to OnboardingEquipmentType entity.
valueNav	OnboardingEquipmentTypeValue	Navigation to OnboardingEquipmentTypeValue entity

## Use Case - QUERY operation

### Request

Operation	Query
HTTP Method	GET
URI	https://<api-server>/odata/v2/ OnboardingEquipment?\$filter=equipmentId eq '1157'

### Response

```
<?xml version="1.0" encoding="utf-8"?>
<feed xmlns="http://www.w3.org/2005/Atom" xmlns:m="http://schemas.microsoft.com/ado/2007/08/dataservices/metadata" xmlns:d="http://schemas.microsoft.com/ado/2007/08/dataservices" xml:base="https://<api-server>/odata/v2/restricted/">
  <title type="text">OnboardingEquipment</title>
  <id>https://<api-server>/odata/v2/restricted/OnboardingEquipment</id>
  <updated>2017-02-21T14:52:55Z</updated>
  <link rel="self" title="OnboardingEquipment" href="OnboardingEquipment"></link>
  <entry>
    <id>https://<api-server>/odata/v2/restricted/
OnboardingEquipment(OnboardingEquipmentActivity_activityId=1156L,OnboardingNewHireAc
tivitiesStep_processStepId=1156L,OnboardingProcess_onboardingProcessId=1156L,equipme
ntId=1157L)</id>
    <title type="text"></title>
    <updated>2017-02-21T14:52:55Z</updated>
    <author>
      <name></name>
    </author>
    <link rel="edit" title="OnboardingEquipment"
href="OnboardingEquipment(OnboardingEquipmentActivity_activityId=1156L,OnboardingNew
HireActivitiesStep_processStepId=1156L,OnboardingProcess_onboardingProcessId=1156L,e
quipmentId=1157L)"></link>
    <link rel="http://schemas.microsoft.com/ado/2007/08/dataservices/related/
typeNav" type="application/atom+xml;type=entry" title="typeNav"
href="OnboardingEquipment(OnboardingEquipmentActivity_activityId=1156L,OnboardingNew
HireActivitiesStep_processStepId=1156L,OnboardingProcess_onboardingProcessId=1156L,e
quipmentId=1157L)/typeNav"></link>
    <link rel="http://schemas.microsoft.com/ado/2007/08/dataservices/related/
valueNav" type="application/atom+xml;type=entry" title="valueNav"
href="OnboardingEquipment(OnboardingEquipmentActivity_activityId=1156L,OnboardingNew
HireActivitiesStep_processStepId=1156L,OnboardingProcess_onboardingProcessId=1156L,e
quipmentId=1157L)/valueNav"></link>
    <category term="SFOData.OnboardingEquipment" scheme="http://
schemas.microsoft.com/ado/2007/08/dataservices/scheme"></category>
    <content type="application/xml">
      <m:properties>
```

```

        <d:OnboardingEquipmentActivity_activityId m:type="Edm.Int64">1156</
d:OnboardingEquipmentActivity_activityId>
        <d:equipmentId m:type="Edm.Int64">1157</d:equipmentId>
        <d:OnboardingNewHireActivitiesStep_processStepId
m:type="Edm.Int64">1156</d:OnboardingNewHireActivitiesStep_processStepId>
        <d:OnboardingProcess_onboardingProcessId m:type="Edm.Int64">1156</
d:OnboardingProcess_onboardingProcessId>
        <d:lastModifiedDate
m:type="Edm.DateTimeOffset">2016-08-11T11:59:53Z</d:lastModifiedDate>
        <d:type>phone</d:type>
        <d:workflow m:null="true"></d:workflow>
        <d:createdBy>cgrant1</d:createdBy>
        <d:value m:null="true"></d:value>
        <d:createdDateTime
m:type="Edm.DateTimeOffset">2016-08-11T11:59:53Z</d:createdDateTime>
        <d:lastModifiedBy>cgrant1</d:lastModifiedBy>
        <d:comment m:null="true"></d:comment>
        <d:mdfSystemRecordStatus>N</d:mdfSystemRecordStatus>
    </m:properties>
</content>
</entry>
</feed>

```

## Use Case - UPDATE operation

### Request

Operation	Merge
HTTP Method	POST
URI	https://<api-server>/odata/v2/ OnboardingEquipment(OnboardingEquipmentAct ivity_activityId=1156L,OnboardingNewHireAc tivitiesStep_processStepId=1156L,Onboardin gProcess_onboardingProcessId=1156L,equipme ntId=1157L) "
Headers	X-HTTP-Method: MERGE
Payload	<pre> {   "__metadata":{     "uri":"OnboardingEquipment(OnboardingEqu ipmentActivity_activityId=1156L,Onboardin gNewHireActivitiesStep_processStepId=11 56L, OnboardingProcess_onboardingProcessId=11 56L,equipmentId=1157L) "   },   "type":"credit card" } </pre>

### Response

A successful update will not result in a response payload. You will get error message if the entity cannot be found or fields cannot be updated.

## Related Information

[SAP Business Accelerator Hub: OnboardingEquipment](#)

### 9.9.2.2 OnboardingEquipmentActivity

The `OnboardingEquipmentActivity` MDF entity allows an actionable onboarding participant to select equipment such as, laptop or secure id card for a candidate before being hired. This entity is used when an actionable onboarding participant (such as the the hiring manager) maintains the Furnish Equipment activity in Onboarding New Hire Activities.

#### Supported Operations

Query

#### Properties and Navigation Properties

This section lists only the properties and navigation properties that require special business logic, permission, or other additional information. For more information, refer to the API dictionary in [Admin Center](#) [API Center](#) [OData API Data Dictionary](#) or the API metadata using query: `https://<api-server>/odata/v2/<Entity>/$metadata`.

##### Properties

Property	Description
activityId	External Id of the Onboarding equipment activity
externalName	External name of the Onboarding equipment activity.
activityStatus	Status of the Onboarding equipment Activity
optional	Flag to show if the activity is optional or mandatory

##### Navigation Properties

Navigation Property	Related Entity	Description
equipment	OnboardingEquipment	Navigation to OnboardingEquipment entity

## Use Case

### Request

#### Request Information

Operation	QUERY
URI	<code>https://&lt;api-server&gt;/odata/v2/OnboardingEquipmentActivity?\$filter=activityId eq 555L</code>
Headers	Authorization: Basic <Base 64 encoded ("user@company:password")>
Payload	No

### Response

```
<?xml version="1.0" encoding="utf-8"?>
<feed xmlns="http://www.w3.org/2005/Atom" xmlns:m="http://schemas.microsoft.com/ado/2007/08/dataservices/metadata" xmlns:d="http://schemas.microsoft.com/ado/2007/08/dataservices" xml:base="https://<api-server>/odata/v2/restricted/">
  <title type="text">OnboardingEquipmentActivity</title>
  <id>https://<api-server>/odata/v2/restricted/OnboardingEquipmentActivity</id>
  <updated>2017-02-21T13:48:48Z</updated>
  <link rel="self" title="OnboardingEquipmentActivity" href="OnboardingEquipmentActivity"></link>
  <entry>
    <id>https://<api-server>/odata/v2/restricted/OnboardingEquipmentActivity(OnboardingNewHireActivitiesStep_processStepId=555L,OnboardingProcess_onboardingProcessId=555L,activityId=555L)</id>
    <title type="text"></title>
    <updated>2017-02-21T13:48:48Z</updated>
    <author>
      <name></name>
    </author>
    <link rel="edit" title="OnboardingEquipmentActivity" href="OnboardingEquipmentActivity(OnboardingNewHireActivitiesStep_processStepId=555L,OnboardingProcess_onboardingProcessId=555L,activityId=555L)"></link>
    <link rel="http://schemas.microsoft.com/ado/2007/08/dataservices/related/equipment" type="application/atom+xml;type=feed" title="equipment" href="OnboardingEquipmentActivity(OnboardingNewHireActivitiesStep_processStepId=555L,OnboardingProcess_onboardingProcessId=555L,activityId=555L)/equipment"></link>
    <category term="SFOData.OnboardingEquipmentActivity" scheme="http://schemas.microsoft.com/ado/2007/08/dataservices/scheme"></category>
    <content type="application/xml">
      <m:properties>
        <d:activityId m:type="Edm.Int64">555</d:activityId>
        <d:OnboardingNewHireActivitiesStep_processStepId m:type="Edm.Int64">555</d:OnboardingNewHireActivitiesStep_processStepId>
        <d:OnboardingProcess_onboardingProcessId m:type="Edm.Int64">555</d:OnboardingProcess_onboardingProcessId>
        <d:externalName m:null="true"></d:externalName>
        <d:createdBy>v4admin</d:createdBy>
        <d:optional m:type="Edm.Boolean">true</d:optional>
        <d:lastModifiedBy>cgrant1</d:lastModifiedBy>
        <d:createdDateTime m:type="Edm.DateTimeOffset">2014-12-05T07:06:21Z</d:createdDateTime>
        <d:activityStatus>OPEN</d:activityStatus>
        <d:lastModifiedDate m:type="Edm.DateTimeOffset">2015-12-02T13:20:56Z</d:lastModifiedDate>
        <d:mdfSystemRecordStatus>N</d:mdfSystemRecordStatus>
      </m:properties>
    </content>
  </entry>
</feed>
```

```
</entry>
</feed>
```

## Related Information

[SAP Business Accelerator Hub: OnboardingEquipmentActivity](#)

### 9.9.2.3 OnboardingEquipmentType

The `OnboardingEquipmentType` MDF entity stores predefined equipment types (equipment categories) that can be selected in the `OnboardingEquipment` entity. This entity is used to provide equipment types that can be selected in the Furnish Equipment activity in Onboarding New Hire Activities.

## Supported Operations

Query

## Properties and Navigation Properties

This section lists only the properties and navigation properties that require special business logic, permission, or other additional information. For more information, refer to the API dictionary in [Admin Center](#) [API Center](#) [OData API Data Dictionary](#) or the API metadata using query: `https://<api-server>/odata/v2/<Entity>/$metadata`.

### Properties

Property	Description
code	External code of the Onboarding equipment type.
description	External name of the equipment type.
icon	Icon for the equipment type maintained as attachment.

### Navigation Properties

Navigation Property	Related Entity	Description
descriptionTranslationTextNav	Translatable	Navigation to Translatable entity.

## Use Case

### Request

Operation	Query
HTTP Method	GET
URI	https://<api-server>/odata/v2/ OnboardingEquipmentType?\$filter=code eq 'phone'

### Response

```
<?xml version="1.0" encoding="utf-8"?>
<feed xmlns="http://www.w3.org/2005/Atom" xmlns:m="http://schemas.microsoft.com/ado/
2007/08/dataservices/metadata" xmlns:d="http://schemas.microsoft.com/ado/2007/08/
dataservices" xml:base="https://<api-server>/odata/v2/restricted/">
  <title type="text">OnboardingEquipmentType</title>
  <id>https://<api-server>/odata/v2/restricted/OnboardingEquipmentType</id>
  <updated>2017-02-21T15:21:14Z</updated>
  <link rel="self" title="OnboardingEquipmentType"
href="OnboardingEquipmentType"></link>
  <entry>
    <id>https://<api-server>/odata/v2/restricted/
OnboardingEquipmentType('phone')</id>
    <title type="text"></title>
    <updated>2017-02-21T15:21:14Z</updated>
    <author>
      <name></name>
    </author>
    <link rel="edit" title="OnboardingEquipmentType"
href="OnboardingEquipmentType('phone')"></link>
    <link rel="http://schemas.microsoft.com/ado/2007/08/dataservices/related/
wfRequestNav" type="application/atom+xml;type=feed" title="wfRequestNav"
href="OnboardingEquipmentType('phone')/wfRequestNav"></link>
    <link rel="http://schemas.microsoft.com/ado/2007/08/dataservices/
related/descriptionTranslationTextNav" type="application/atom+xml;type=feed"
title="descriptionTranslationTextNav" href="OnboardingEquipmentType('phone')/
descriptionTranslationTextNav"></link>
    <category term="SFOData.OnboardingEquipmentType" scheme="http://
schemas.microsoft.com/ado/2007/08/dataservices/scheme"></category>
    <content type="application/xml">
      <m:properties>
        <d:code>phone</d:code>
        <d:description_defaultValue>phone</d:description_defaultValue>
        <d:description_fr_FR m:null="true"></d:description_fr_FR>
        <d:description_en_GB m:null="true"></d:description_en_GB>
        <d:description_en_US>phone</d:description_en_US>
        <d:description_de_DE m:null="true"></d:description_de_DE>
        <d:lastModifiedDateTime
m:type="Edm.DateTimeOffset">2016-02-09T09:16:31Z</d:lastModifiedDateTime>
        <d:description_fr_CA m:null="true"></d:description_fr_CA>
        <d:description_en_DEBUG m:null="true"></d:description_en_DEBUG>
        <d:description_hu_HU m:null="true"></d:description_hu_HU>
        <d:createdBy>root</d:createdBy>
        <d:description_localized>phone</d:description_localized>
        <d:description_ja_JP m:null="true"></d:description_ja_JP>
        <d:lastModifiedBy>root</d:lastModifiedBy>
        <d:createdDateTime
m:type="Edm.DateTimeOffset">2016-02-09T09:16:31Z</d:createdDateTime>
        <d:mdfSystemRecordStatus>N</d:mdfSystemRecordStatus>
      </m:properties>
    </content>
  </entry>
</feed>
```

```
</entry>
</feed>
```

## Related Information

[SAP Business Accelerator Hub: OnboardingEquipmentType](#)

### 9.9.2.4 OnboardingEquipmentTypeValue

The `OnboardingEquipmentTypeValue` MDF entity stores predefined equipment type value that can be selected in the `OnboardingEquipment` entity after selecting a type. This entity is used to provide equipment type values that can be selected in the Furnish Equipment activity in Onboarding New Hire Activities.

## Supported Operations

Query

## Properties and Navigation Properties

This section lists only the properties and navigation properties that require special business logic, permission, or other additional information. For more information, refer to the API dictionary in [Admin Center](#) [API Center](#) [OData API Data Dictionary](#) or the API metadata using query: `https://<api-server>/odata/v2/<Entity>/$metadata`.

### Properties

Property	Description
code	External code of the Onboarding equipment type value.
description	External name of the equipment type value.
type	Equipment type the value belongs to.
equipmentNotRequired	flag showing if that equipment is required or not.

### Navigation Properties

Navigation Property	Related Entity	Description
descriptionTranslationTextNav	Translatable	Navigation to Translatable entity.



Navigation Property	Related Entity	Description
typeNav	OnboardingEquipmentType	Navigation to OnboardingEquipmentType entity

## Use Case - QUERY operation

### Request

Operation	Query
HTTP Method	GET
URI	https://<api-server>/odata/v2/OnboardingEquipmentTypeValue?\$filter=code eq 'MAC'

```
<?xml version="1.0" encoding="utf-8"?>
<feed xmlns="http://www.w3.org/2005/Atom" xmlns:m="http://schemas.microsoft.com/ado/2007/08/dataservices/metadata" xmlns:d="http://schemas.microsoft.com/ado/2007/08/dataservices" xml:base="https://<api-server>/odata/v2/restricted/">
  <title type="text">OnboardingEquipmentTypeValue</title>
  <id>https://<api-server>/odata/v2/restricted/OnboardingEquipmentTypeValue</id>
  <updated>2017-02-21T15:32:17Z</updated>
  <link rel="self" title="OnboardingEquipmentTypeValue" href="OnboardingEquipmentTypeValue"></link>
  <entry>
    <id>https://<api-server>/odata/v2/restricted/OnboardingEquipmentTypeValue('MAC')</id>
    <title type="text"></title>
    <updated>2017-02-21T15:32:17Z</updated>
    <author>
      <name></name>
    </author>
    <link rel="edit" title="OnboardingEquipmentTypeValue" href="OnboardingEquipmentTypeValue('MAC')"></link>
    <link rel="http://schemas.microsoft.com/ado/2007/08/dataservices/related/wfRequestNav" type="application/atom+xml;type=feed" title="wfRequestNav" href="OnboardingEquipmentTypeValue('MAC')/wfRequestNav"></link>
    <link rel="http://schemas.microsoft.com/ado/2007/08/dataservices/related/typeNav" type="application/atom+xml;type=entry" title="typeNav" href="OnboardingEquipmentTypeValue('MAC')/typeNav"></link>
    <link rel="http://schemas.microsoft.com/ado/2007/08/dataservices/related/descriptionTranslationTextNav" type="application/atom+xml;type=feed" title="descriptionTranslationTextNav" href="OnboardingEquipmentTypeValue('MAC')/descriptionTranslationTextNav"></link>
    <category term="SFOData.OnboardingEquipmentTypeValue" scheme="http://schemas.microsoft.com/ado/2007/08/dataservices/scheme"></category>
    <content type="application/xml">
      <m:properties>
        <d:code>MAC</d:code>
        <d:description_defaultValue>Macbook</d:description_defaultValue>
        <d:description_fr_FR m:null="true"></d:description_fr_FR>
        <d:description_en_GB m:null="true"></d:description_en_GB>
        <d:description_en_US>Macbook</d:description_en_US>
        <d:description_de_DE m:null="true"></d:description_de_DE>
        <d:lastModifiedDateTime
m:type="Edm.DateTimeOffset">2014-09-04T08:10:53Z</d:lastModifiedDateTime>
      </m:properties>
    </content>
  </entry>
</feed>
```

```

    <d:description_fr_CA m:null="true"></d:description_fr_CA>
    <d:type>HW1</d:type>
    <d:description_en_DEBUG m:null="true"></d:description_en_DEBUG>
    <d:description_hu_HU m:null="true"></d:description_hu_HU>
    <d:createdBy>root</d:createdBy>
    <d:description_localized>Macbook</d:description_localized>
    <d:description_ja_JP m:null="true"></d:description_ja_JP>
    <d:lastModifiedBy>root</d:lastModifiedBy>
    <d:createdDateTime
m:type="Edm.DateTimeOffset">2014-09-04T08:10:53Z</d:createdDateTime>
    <d:equipmentNotRequired m:null="true"></d:equipmentNotRequired>
    <d:mdfSystemRecordStatus>N</d:mdfSystemRecordStatus>
  </m:properties>
</content>
</entry>
</feed>

```

## Related Information

[SAP Business Accelerator Hub: ONB2EquipmentTypeValue](#)

[SAP Business Accelerator Hub: OnboardingEquipmentTypeValue](#)

### 9.9.2.5 OnboardingGoal

The `OnboardingGoal` MDF entity represents a goal for a candidate in the goal activity. This entity is used when an actionable onboarding participant (for example, the hiring manager) maintains the Goals activity in Onboarding New Hire Activities.

## Supported Operations

Query

## Properties and Navigation Properties

This section lists only the properties and navigation properties that require special business logic, permission, or other additional information. For more information, refer to the API dictionary in [Admin Center](#) [API Center](#) [OData API Data Dictionary](#) or the API metadata using query: `https://<api-server>/odata/v2/<Entity>/$metadata`.

## Properties

Property	Description
goalId	External Id of the goal
text	The maintained goal text

## Use Case - QUERY

### Request

Request Information

Operation	Query
HTTP Method	GET
URI	https://<api-server>/odata/v2/ OnboardingGoal?\$filter=goalId eq '1949'

### Response

```
<?xml version="1.0" encoding="utf-8"?>
<feed xmlns="http://www.w3.org/2005/Atom" xmlns:m="http://schemas.microsoft.com/ado/2007/08/dataservices/metadata" xmlns:d="http://schemas.microsoft.com/ado/2007/08/dataservices" xml:base="https://<api-server>/odata/v2/restricted/">
  <title type="text">OnboardingGoal</title>
  <id>https://<api-server>/odata/v2/restricted/OnboardingGoal</id>
  <updated>2017-02-22T12:32:56Z</updated>
  <link rel="self" title="OnboardingGoal" href="OnboardingGoal"></link>
  <entry>
    <id>https://<api-server>/odata/v2/restricted/
OnboardingGoal(OnboardingGoalActivity_activityId=1145L,OnboardingGoalCategory_externalCode=1155L,OnboardingNewHireActivitiesStep_processStepId=1145L,OnboardingProcess_onboardingProcessId=1145L,goalId=1949L)</id>
    <title type="text"></title>
    <updated>2017-02-22T12:32:56Z</updated>
    <author>
      <name></name>
    </author>
    <link rel="edit" title="OnboardingGoal"
href="OnboardingGoal(OnboardingGoalActivity_activityId=1145L,OnboardingGoalCategory_externalCode=1155L,OnboardingNewHireActivitiesStep_processStepId=1145L,OnboardingProcess_onboardingProcessId=1145L,goalId=1949L)"></link>
    <category term="SFOData.OnboardingGoal" scheme="http://schemas.microsoft.com/ado/2007/08/dataservices/scheme"></category>
    <content type="application/xml">
      <m:properties>
        <d:goalId m:type="Edm.Int64">1949</d:goalId>
        <d:OnboardingNewHireActivitiesStep_processStepId
m:type="Edm.Int64">1145</d:OnboardingNewHireActivitiesStep_processStepId>
        <d:OnboardingGoalCategory_externalCode m:type="Edm.Int64">1155</
d:OnboardingGoalCategory_externalCode>
        <d:OnboardingProcess_onboardingProcessId m:type="Edm.Int64">1145</
d:OnboardingProcess_onboardingProcessId>
        <d:OnboardingGoalActivity_activityId m:type="Edm.Int64">1145</
d:OnboardingGoalActivity_activityId>
        <d:text>90 day example goal</d:text>
        <d:createdBy>cgrant1</d:createdBy>
        <d:lastModifiedBy>cgrant1</d:lastModifiedBy>
      </m:properties>
    </content>
  </entry>
</feed>
```

```

        <d:createdDateTime
m:type="Edm.DateTimeOffset">2017-02-22T12:20:42Z</d:createdDateTime>
        <d:lastModifiedDateTime
m:type="Edm.DateTimeOffset">2017-02-22T12:21:37Z</d:lastModifiedDateTime>
        <d:mdfSystemRecordStatus>N</d:mdfSystemRecordStatus>
    </m:properties>
</content>
</entry>
</feed>

```

## Related Information

[SAP Business Accelerator Hub: OnboardingGoal](#) 

### 9.9.2.6 OnboardingGoalActivity

The `OnboardingGoalActivity` MDF entity allows a manager to maintain goals for a candidate before being hired. Once the candidate is hired, a transfer to Goal Management is triggered. This entity is used when an actionable onboarding participant (for example, the hiring manager) maintains the Goals activity in Onboarding New Hire Activities.

## Supported Operations

Query

## Properties and Navigation Properties

This section lists only the properties and navigation properties that require special business logic, permission, or other additional information. For more information, refer to the API dictionary in [Admin Center](#) [API Center](#) [OData API Data Dictionary](#) or the API metadata using query: `https://<api-server>/odata/v2/<Entity>/$metadata`.

### Properties

Property	Description
goalsTransferStatus	Flag to show if goals are already transferred to goal management
goalActivityStatusSetManually	Flag to show if the activity status was set manually

Property	Description
activityId	External Id of the goal activity
activityStatus	Status of the goal activity
externalName	External name of the goal activity
optional	Flag to show if the activity is optional or mandatory

## Navigation Properties

Navigation Property	Related Entity	Description
goalCategories	OnboardingGoalCategory	Navigation to OnboardingGoalCategory entity

## Use Cases

### Request

Operation	Query
HTTP Method	GET
URI	https://<api-server>/odata/v2/OnboardingGoalActivity?\$filter=activityId eq '781'

### Response

```
<?xml version="1.0" encoding="utf-8"?>
<feed xmlns="http://www.w3.org/2005/Atom" xmlns:m="http://schemas.microsoft.com/ado/2007/08/dataservices/metadata" xmlns:d="http://schemas.microsoft.com/ado/2007/08/dataservices" xml:base="https://<api-server>/odata/v2/restricted">
  <title type="text">OnboardingGoalActivity</title>
  <id>https://<api-server>/odata/v2/OnboardingGoalActivity</id>
  <updated>2017-02-21T15:53:23Z</updated>
  <link rel="self" title="OnboardingGoalActivity" href="OnboardingGoalActivity"></link>
  <entry>
    <id>https://<api-server>/odata/v2/OnboardingGoalActivity(OnboardingNewHireActivitiesStep_processStepId=781L,OnboardingProcess_onboardingProcessId=781L,activityId=781L)</id>
    <title type="text"></title>
    <updated>2017-02-21T15:53:23Z</updated>
    <author>
      <name></name>
    </author>
    <link rel="edit" title="OnboardingGoalActivity" href="OnboardingGoalActivity(OnboardingNewHireActivitiesStep_processStepId=781L,OnboardingProcess_onboardingProcessId=781L,activityId=781L)"></link>
    <link rel="http://schemas.microsoft.com/ado/2007/08/dataservices/related/goalCategories" type="application/atom+xml;type=feed" title="goalCategories" href="OnboardingGoalActivity(OnboardingNewHireActivitiesStep_processStepId=781L,OnboardingProcess_onboardingProcessId=781L,activityId=781L)/goalCategories"></link>
```

```

    <category term="SFOData.OnboardingGoalActivity" scheme="http://
schemas.microsoft.com/ado/2007/08/dataservices/scheme"></category>
    <content type="application/xml">
      <m:properties>
        <d:activityId m:type="Edm.Int64">781</d:activityId>
        <d:OnboardingNewHireActivitiesStep_processStepId
m:type="Edm.Int64">781</d:OnboardingNewHireActivitiesStep_processStepId>
        <d:OnboardingProcess_onboardingProcessId m:type="Edm.Int64">781</
d:OnboardingProcess_onboardingProcessId>
        <d:externalName m:null="true"></d:externalName>
        <d:lastModifiedDateTime
m:type="Edm.DateTimeOffset">2015-11-10T10:57:55Z</d:lastModifiedDateTime>
        <d:goalActivityStatusSetManually m:type="Edm.Boolean">>false</
d:goalActivityStatusSetManually>
        <d:createdBy>cgrant1</d:createdBy>
        <d:optional m:type="Edm.Boolean">>false</d:optional>
        <d:createdDateTime
m:type="Edm.DateTimeOffset">2015-11-10T10:57:55Z</d:createdDateTime>
        <d:lastModifiedBy>cgrant1</d:lastModifiedBy>
        <d:activityStatus>OPEN</d:activityStatus>
        <d:goalsTransferStatus>NOT_TRANSFERED</d:goalsTransferStatus>
        <d:mdfSystemRecordStatus>N</d:mdfSystemRecordStatus>
      </m:properties>
    </content>
  </entry>
</feed>

```

## Related Information

[SAP Business Accelerator Hub: OnboardingGoalActivity](#)

### 9.9.2.7 OnboardingGoalCategory

The `OnboardingGoalCategory` MDF entity represents a goal category (there are 3 predefined: 30 days, 60 days and 90 days) for a candidate in the goal activity. There is no possibility of defining own categories in the current New Hire Activities. This entity is used when an actionable onboarding participant (for example, the hiring manager) maintains the Goals activity in Onboarding New Hire Activities.

## Supported Operations

Query

## Properties and Navigation Properties

This section lists only the properties and navigation properties that require special business logic, permission, or other additional information. For more information, refer to the API dictionary in [Admin Center](#) [API Center](#)

► [OData API Data Dictionary](#) or the API metadata using query: `https://<api-server>/odata/v2/<Entity>/$metadata`.

## Properties

Property	Description
externalCode	External code of the goal category
goalCategoryName	External name of the goal category
goalCategoryId	Category ID
dueDaysAfterStart	Status of the goal activity

## Navigation Properties

Navigation Property	Related Entity	Description
goals	OnboardingGoal	Navigation to entity OnboardingGoal

## Use Cases

### Request

Request Information

Operation	Query
HTTP Method	GET
URI	<code>https://&lt;api-server&gt;/odata/v2/OnboardingGoalCategory?&lt;br&gt;\$filter=goalCategoryId eq '30Day'</code>

### Response

```
<?xml version="1.0" encoding="utf-8"?>
<feed xmlns="http://www.w3.org/2005/Atom" xmlns:m="http://schemas.microsoft.com/ado/2007/08/dataservices/metadata" xmlns:d="http://schemas.microsoft.com/ado/2007/08/dataservices" xml:base="https://<api-server>/odata/v2/">
  <title type="text">OnboardingGoalCategory</title>
  <id>https://<api-server>/odata/v2/OnboardingGoalCategory</id>
  <updated>2017-02-22T13:08:59Z</updated>
  <link rel="self" title="OnboardingGoalCategory" href="OnboardingGoalCategory"></link>
  <entry>
    <id>https://<api-server>/odata/v2/OnboardingGoalCategory(OnboardingGoalActivity_activityId=1145L,OnboardingNewHireActivitiesStep_processStepId=1145L,OnboardingProcess_onboardingProcessId=1145L,externalCode=1153L)</id>
    <title type="text"></title>
    <updated>2017-02-22T13:08:59Z</updated>
    <author>
      <name></name>
    </author>
    <link rel="edit" title="OnboardingGoalCategory" href="OnboardingGoalCategory(OnboardingGoalActivity_activityId=1145L,OnboardingNewHi
```

```

reActivitiesStep_processStepId=1145L, OnboardingProcess_onboardingProcessId=1145L, externalCode=1153L)"></link>
  <link rel="http://schemas.microsoft.com/ado/2007/08/dataservices/related/goals" type="application/atom+xml;type=feed" title="goals" href="OnboardingGoalCategory(OnboardingGoalActivity_activityId=1145L, OnboardingNewHireActivitiesStep_processStepId=1145L, OnboardingProcess_onboardingProcessId=1145L, externalCode=1153L)/goals"></link>
  <category term="SFOData.OnboardingGoalCategory" scheme="http://schemas.microsoft.com/ado/2007/08/dataservices/scheme"></category>
  <content type="application/xml">
    <m:properties>
      <d:OnboardingNewHireActivitiesStep_processStepId m:type="Edm.Int64">1145</d:OnboardingNewHireActivitiesStep_processStepId>
      <d:OnboardingProcess_onboardingProcessId m:type="Edm.Int64">1145</d:OnboardingProcess_onboardingProcessId>
      <d:OnboardingGoalActivity_activityId m:type="Edm.Int64">1145</d:OnboardingGoalActivity_activityId>
      <d:externalCode m:type="Edm.Int64">1153</d:externalCode>
      <d:goalCategoryName>30-Day Objectives</d:goalCategoryName>
      <d:dueDaysAfterStart m:type="Edm.Int64">30</d:dueDaysAfterStart>
      <d:lastModifiedDate m:type="Edm.DateTimeOffset">2017-02-22T12:16:05Z</d:lastModifiedDate>
      <d:createdBy>root</d:createdBy>
      <d:goalCategoryId>30Day</d:goalCategoryId>
      <d:createdDateTime m:type="Edm.DateTimeOffset">2016-08-03T09:05:53Z</d:createdDateTime>
      <d:lastModifiedBy>cgrant1</d:lastModifiedBy>
      <d:mdfSystemRecordStatus>N</d:mdfSystemRecordStatus>
    </m:properties>
  </content>
</entry>
</feed>

```

## Related Information

[SAP Business Accelerator Hub: OnboardingGoalCategory](#)

### 9.9.2.8 OnboardingMeetingActivity

The `OnboardingMeetingActivity` MDF entity allows a manager to maintain meetings for a candidate before being hired. This entity is used when an actionable onboarding participant (for example, the hiring manager) maintains the Meeting activity in Onboarding New Hire Activities.

## Supported Operations

Query



## Properties and Navigation Properties

This section lists only the properties and navigation properties that require special business logic, permission, or other additional information. For more information, refer to the API dictionary in [Admin Center](#) [API Center](#) [OData API Data Dictionary](#) or the API metadata using query: `https://<api-server>/odata/v2/<Entity>/$metadata`.

### Properties

Property	Description
activityId	External Id of the meeting activity.
activityStatus	Status of the meeting activity.
externalName	External name of the meeting activity.
optional	Flag to show if the activity is optional or mandatory.

### Navigation Properties

Navigation Property	Related Entity	Description
meetingEvent	OnboardingMeetingEvent	Navigation to OnboardingMeetingEvent

## Use Cases

### Request

Request Information

Operation	Query
HTTP Method	GET
URI	<code>https://&lt;api-server&gt;/odata/v2/OnboardingMeetingActivity?&lt;br&gt;\$filter=activityId eq '555'</code>

### Response

```
<?xml version="1.0" encoding="utf-8"?>
<feed xmlns="http://www.w3.org/2005/Atom" xmlns:m="http://schemas.microsoft.com/ado/2007/08/dataservices/metadata" xmlns:d="http://schemas.microsoft.com/ado/2007/08/dataservices" xml:base="https://<api-server>/odata/v2/restricted">
  <title type="text">OnboardingMeetingActivity</title>
  <id>https://<api-server>/odata/v2/OnboardingMeetingActivity</id>
  <updated>2017-02-22T13:28:06Z</updated>
  <link rel="self" title="OnboardingMeetingActivity"
href="OnboardingMeetingActivity"></link>
  <entry>
    <id>https://<api-server>/odata/v2/
OnboardingMeetingActivity(OnboardingNewHireActivitiesStep_processStepId=555L,Onboard
ingProcess_onboardingProcessId=555L,activityId=555L)</id>
```

```

<title type="text"></title>
<updated>2017-02-22T13:28:06Z</updated>
<author>
  <name></name>
</author>
<link rel="edit" title="OnboardingMeetingActivity"
href="OnboardingMeetingActivity(OnboardingNewHireActivitiesStep_processStepId=555L,OnboardingProcess_onboardingProcessId=555L,activityId=555L)"></link>
  <link rel="http://schemas.microsoft.com/ado/2007/08/dataservices/related/meetingEvent" type="application/atom+xml;type=feed" title="meetingEvent" href="OnboardingMeetingActivity(OnboardingNewHireActivitiesStep_processStepId=555L,OnboardingProcess_onboardingProcessId=555L,activityId=555L)/meetingEvent"></link>
  <category term="SFOData.OnboardingMeetingActivity" scheme="http://schemas.microsoft.com/ado/2007/08/dataservices/scheme"></category>
  <content type="application/xml">
    <m:properties>
      <d:activityId m:type="Edm.Int64">555</d:activityId>
      <d:OnboardingNewHireActivitiesStep_processStepId
m:type="Edm.Int64">555</d:OnboardingNewHireActivitiesStep_processStepId>
      <d:OnboardingProcess_onboardingProcessId m:type="Edm.Int64">555</d:OnboardingProcess_onboardingProcessId>
      <d:externalName m:null="true"></d:externalName>
      <d:createdBy>v4admin</d:createdBy>
      <d:optional m:type="Edm.Boolean">true</d:optional>
      <d:lastModifiedBy>cgrant1</d:lastModifiedBy>
      <d:createdDateTime
m:type="Edm.DateTimeOffset">2014-12-05T07:06:21Z</d:createdDateTime>
      <d:activityStatus>COMPLETED</d:activityStatus>
      <d:lastModifiedDateTime
m:type="Edm.DateTimeOffset">2015-11-03T09:58:45Z</d:lastModifiedDateTime>
      <d:mdfSystemRecordStatus>N</d:mdfSystemRecordStatus>
    </m:properties>
  </content>
</entry>
</feed>

```

## Related Information

[SAP Business Accelerator Hub: OnboardingMeetingActivity](#)

### 9.9.2.9 OnboardingNewHireActivitiesStep

The `OnboardingNewHireActivitiesStep` MDF entity represents certain step within the New Hire Activities. At present, there is only one step for every NHA and this entity is only used as a logical bracket for the different activities. This entity is created in background as soon as a activity is created in Onboarding New Hire Activities.

## Supported Operations

Query

## Properties and Navigation Properties

This section lists only the properties and navigation properties that require special business logic, permission, or other additional information. For more information, refer to the API dictionary in [Admin Center](#) [API Center](#) [OData API Data Dictionary](#) or the API metadata using query: `https://<api-server>/odata/v2/<Entity>/$metadata`.

### Properties

Property	Description
processStepId	External Id of the process step.
externalName	External name of the process step.
processStepStatus	Status of the process step.

### Navigation Properties

Navigation Property	Related Entity	Description
equipmentActivity	OnboardingEquipmentActivity	Navigation to entity OnboardingEquipmentActivity
goalActivity	OnboardingGoalActivity	Navigation to entity OnboardingGoalActivity
meetingActivity	OnboardingMeetingActivity	Navigation to entity OnboardingMeetingActivity

## Use Cases

### Request

Operation	Query
HTTP Method	GET
URI	<code>https://&lt;api-server&gt;/odata/v2/OnboardingNewHireActivitiesStep?\$filter=processStepId eq '1070'</code>

### Response

```
<?xml version="1.0" encoding="utf-8"?>
<feed xmlns="http://www.w3.org/2005/Atom" xmlns:m="http://schemas.microsoft.com/ado/2007/08/dataservices/metadata" xmlns:d="http://schemas.microsoft.com/ado/2007/08/dataservices" xml:base="https://<api-server>/odata/v2/restricted/">
  <title type="text">OnboardingNewHireActivitiesStep</title>
  <id>https://<api-server>/odata/v2/restricted/OnboardingNewHireActivitiesStep</id>
  <updated>2017-02-22T14:49:18Z</updated>
  <link rel="self" title="OnboardingNewHireActivitiesStep" href="OnboardingNewHireActivitiesStep"></link>
```

```

<entry>
  <id>https://<api-server>/odata/v2/restricted/
  OnboardingNewHireActivitiesStep(OnboardingProcess_onboardingProcessId=1070L,processS
  tepId=1070L)</id>
  <title type="text"></title>
  <updated>2017-02-22T14:49:18Z</updated>
  <author>
    <name></name>
  </author>
  <link rel="edit" title="OnboardingNewHireActivitiesStep"
  href="OnboardingNewHireActivitiesStep(OnboardingProcess_onboardingProcessId=1070L,pr
  ocessStepId=1070L)"></link>
  <link rel="http://schemas.microsoft.com/ado/2007/08/dataservices/related/
  meetingActivity" type="application/atom+xml;type=entry" title="meetingActivity"
  href="OnboardingNewHireActivitiesStep(OnboardingProcess_onboardingProcessId=1070L,pr
  ocessStepId=1070L)/meetingActivity"></link>
  <link rel="http://schemas.microsoft.com/ado/2007/08/dataservices/related/
  equipmentActivity" type="application/atom+xml;type=entry" title="equipmentActivity"
  href="OnboardingNewHireActivitiesStep(OnboardingProcess_onboardingProcessId=1070L,pr
  ocessStepId=1070L)/equipmentActivity"></link>
  <link rel="http://schemas.microsoft.com/ado/2007/08/dataservices/related/
  goalActivity" type="application/atom+xml;type=entry" title="goalActivity"
  href="OnboardingNewHireActivitiesStep(OnboardingProcess_onboardingProcessId=1070L,pr
  ocessStepId=1070L)/goalActivity"></link>
  <category term="SFOData.OnboardingNewHireActivitiesStep" scheme="http://
  schemas.microsoft.com/ado/2007/08/dataservices/scheme"></category>
  <content type="application/xml">
    <m:properties>
      <d:processStepId m:type="Edm.Int64">1070</d:processStepId>
      <d:OnboardingProcess_onboardingProcessId m:type="Edm.Int64">1070</
      d:OnboardingProcess_onboardingProcessId>
      <d:externalName m:null="true"></d:externalName>
      <d:lastModifiedDateTime
      m:type="Edm.DateTimeOffset">2016-01-19T13:58:20Z</d:lastModifiedDateTime>
      <d:processStepStatus>OPEN</d:processStepStatus>
      <d:createdBy>cgrant1</d:createdBy>
      <d:createdDateTime
      m:type="Edm.DateTimeOffset">2016-01-19T13:58:20Z</d:createdDateTime>
      <d:lastModifiedBy>cgrant1</d:lastModifiedBy>
      <d:mdfSystemRecordStatus>N</d:mdfSystemRecordStatus>
    </m:properties>
  </content>
</entry>
</feed>

```

## Related Information

[SAP Business Accelerator Hub: OnboardingNewHireActivitiesStep](#)

## 9.9.2.10 OnboardingProcess

The `OnboardingProcess` MDF entity is the entry point for all activities for a candidate. This entity is created in background when a candidate is created in Onboarding.

### Supported Operations

Query

### Properties and Navigation Properties

This section lists only the properties and navigation properties that require special business logic, permission, or other additional information. For more information, refer to the API dictionary in [Admin Center](#) > [API Center](#) > [OData API Data Dictionary](#) or the API metadata using query: `https://<api-server>/odata/v2/<Entity>/$metadata`.

#### Properties

Property	Description
<code>onboardingProcessId</code>	External Id of the process
<code>processConfig</code>	External Id of the process config entity that was used to copy default values from
<code>processStatus</code>	Status of the process
<code>externalName</code>	External name of the process
<code>candidateInfo</code>	External Id of the related candidate info

#### Navigation Properties

Navigation Property	Related Entity	Description
<code>newHireActivitiesStep</code>	<code>OnboardingNewHireActivitiesStep</code>	Navigation to entity <code>OnboardingNewHireActivitiesStep</code>

### Use Case

#### Request

Operation Query

HTTP Method	GET
URI	https://<api-server>/odata/v2/ OnboardingProcess? \$filter=onboardingProcessId eq '1070''

## Response

```
<?xml version="1.0" encoding="utf-8"?>
<feed xmlns="http://www.w3.org/2005/Atom" xmlns:m="http://schemas.microsoft.com/ado/2007/08/dataservices/metadata" xmlns:d="http://schemas.microsoft.com/ado/2007/08/dataservices" xml:base="https://<api-server>/odata/v2/restricted/">
  <title type="text">OnboardingProcess</title>
  <id>https://<api-server>/odata/v2/restricted/OnboardingProcess</id>
  <updated>2017-02-22T15:11:57Z</updated>
  <link rel="self" title="OnboardingProcess" href="OnboardingProcess"></link>
  <entry>
    <id>https://<api-server>/odata/v2/restricted/OnboardingProcess(1070L)</id>
    <title type="text"></title>
    <updated>2017-02-22T15:11:57Z</updated>
    <author>
      <name></name>
    </author>
    <link rel="edit" title="OnboardingProcess" href="OnboardingProcess(1070L)"></link>
    <link rel="http://schemas.microsoft.com/ado/2007/08/dataservices/related/wfRequestNav" type="application/atom+xml;type=feed" title="wfRequestNav" href="OnboardingProcess(1070L)/wfRequestNav"></link>
    <link rel="http://schemas.microsoft.com/ado/2007/08/dataservices/related/newHireActivitiesStep" type="application/atom+xml;type=entry" title="newHireActivitiesStep" href="OnboardingProcess(1070L)/newHireActivitiesStep"></link>
    <category term="SFOData.OnboardingProcess" scheme="http://schemas.microsoft.com/ado/2007/08/dataservices/scheme"></category>
    <content type="application/xml">
      <m:properties>
        <d:onboardingProcessId m:type="Edm.Int64">1070</d:onboardingProcessId>
        <d:externalName m:null="true"></d:externalName>
        <d:createdBy>cgrant1</d:createdBy>
        <d:processStatus>OPEN</d:processStatus>
        <d:processConfig m:null="true"></d:processConfig>
        <d:lastModifiedBy>cgrant1</d:lastModifiedBy>
        <d:createdDateTime m:type="Edm.DateTimeOffset">2016-01-19T13:58:20Z</d:createdDateTime>
        <d:lastModifiedDate m:type="Edm.DateTimeOffset">2016-01-19T13:58:20Z</d:lastModifiedDate>
        <d:candidateInfo>AppId$fivedaysbefore</d:candidateInfo>
        <d:mdfSystemRecordStatus>N</d:mdfSystemRecordStatus>
      </m:properties>
    </content>
  </entry>
</feed>
```

## Related Information

[SAP Business Accelerator Hub: OnboardingProcess](#)

## 9.9.2.11 OnboardingMeetingEvent

The `OnboardingMeetingEvent` MDF entity that allows a manager to maintain a meeting for a candidate before being hired. This entity is used when an actionable onboarding participant (for example, the hiring manager) maintains the Meeting activity in Onboarding New Hire Activities.

### Supported Operations

Query, Upsert, Insert, Merge, Replace, Delete

#### Note

All the operations are configured by API visibility which is pre-configured for this MDF object and cannot be changed. The API visibility can either be set as *Read-Only* or *Editable*. All the operations listed are supported but it is recommended to use only the Query and Merge operations. The other operations might affect the status information that is communicated to the parent objects (`OnboardingEquipmentActivity`, `OnboardingNewHireActivitiesStep`).

### Properties and Navigation Properties

This section lists only the properties and navigation properties that require special business logic, permission, or other additional information. For more information, refer to the API dictionary in [Admin Center](#) [API Center](#) [OData API Data Dictionary](#) or the API metadata using query: `https://<api-server>/odata/v2/<Entity>/$metadata`.

#### Properties

Property	Description
ExternalCode	External Id of the meeting event
startDateTime	Start datetime of the meeting event
endDateTime	End datetime of the meeting event
subject	Subject of the meeting event
agenda	Agenda of the meeting event
location	Location of the meeting event
participantUserId1	User of the participant
participantUserId2	User of the participant

Property	Description
participantUserId3	User of the participant
participantUserId4	User of the participant
participantUserId5	User of the participant
onboardingProcessMeetingTypeConfig	External id of the meeting type config that was used for defaulting
send	Flag to show if the meeting event shall create an ICS file

## Navigation Properties

Navigation Property	Related Entity	Description
participantUserId1Nav	User	Navigation to user entity
participantUserId2Nav	User	Navigation to user entity
participantUserId3Nav	User	Navigation to user entity
participantUserId4Nav	User	Navigation to user entity
participantUserId5Navagenda	User	Navigation to user entity
participantUserId5	User	Navigation to user entity

## Use Case - QUERY Operation

### Request

Request Information

Operation	Query
HTTP Method	GET
URI	<a href="https://&lt;api-server&gt;/odata/v2/OnboardingMeetingEvent?\$filter=externalCode eq '517_f9ee0114-b251-4ed2-b3ae-07ac32b60d58'">https://&lt;api-server&gt;/odata/v2/OnboardingMeetingEvent?\$filter=externalCode eq '517_f9ee0114-b251-4ed2-b3ae-07ac32b60d58'</a>

### Response

```
<?xml version="1.0" encoding="utf-8"?>
<feed xmlns="https://www.w3.org/2005/Atom" xmlns:m="https://schemas.microsoft.com/ado/2007/08/dataservices/metadata" xmlns:d="https://schemas.microsoft.com/ado/2007/08/dataservices" xml:base="https://<api-server>/odata/v2/restricted/">
  <title type="text">OnboardingMeetingEvent</title>
  <id>https://<api-server>/odata/v2/restricted/OnboardingMeetingEvent</id>
  <updated>2017-02-22T13:59:20Z</updated>
```



```

    <link rel="self" title="OnboardingMeetingEvent" href="OnboardingMeetingEvent"></
link>
    <entry>
        <id>https://<api-server>/odata/v2/restricted/
OnboardingMeetingEvent(OnboardingMeetingActivity_activityId=517L,OnboardingNewHireAc
tivitiesStep_processStepId=517L,OnboardingProcess_onboardingProcessId=517L,externalC
ode='517_f9ee0114-b251-4ed2-b3ae-07ac32b60d58')</id>
        <title type="text"></title>
        <updated>2017-02-22T13:59:20Z</updated>
        <author>
            <name></name>
        </author>
        <link rel="edit" title="OnboardingMeetingEvent"
href="OnboardingMeetingEvent(OnboardingMeetingActivity_activityId=517L,OnboardingNew
HireActivitiesStep_processStepId=517L,OnboardingProcess_onboardingProcessId=517L,ext
ernalCode='517_f9ee0114-b251-4ed2-b3ae-07ac32b60d58')"></link>
        <link rel="https://schemas.microsoft.com/ado/2007/08/dataservices/related/
participantUserId1Nav" type="application/atom+xml;type=entry"
title="participantUserId1Nav"
href="OnboardingMeetingEvent(OnboardingMeetingActivity_activityId=517L,OnboardingNew
HireActivitiesStep_processStepId=517L,OnboardingProcess_onboardingProcessId=517L,ext
ernalCode='517_f9ee0114-b251-4ed2-b3ae-07ac32b60d58')/participantUserId1Nav"></link>
        <link rel="https://schemas.microsoft.com/ado/2007/08/dataservices/related/
participantUserId4Nav" type="application/atom+xml;type=entry"
title="participantUserId4Nav"
href="OnboardingMeetingEvent(OnboardingMeetingActivity_activityId=517L,OnboardingNew
HireActivitiesStep_processStepId=517L,OnboardingProcess_onboardingProcessId=517L,ext
ernalCode='517_f9ee0114-b251-4ed2-b3ae-07ac32b60d58')/participantUserId4Nav"></link>
        <link rel="https://schemas.microsoft.com/ado/2007/08/dataservices/related/
participantUserId2Nav" type="application/atom+xml;type=entry"
title="participantUserId2Nav"
href="OnboardingMeetingEvent(OnboardingMeetingActivity_activityId=517L,OnboardingNew
HireActivitiesStep_processStepId=517L,OnboardingProcess_onboardingProcessId=517L,ext
ernalCode='517_f9ee0114-b251-4ed2-b3ae-07ac32b60d58')/participantUserId2Nav"></link>
        <link rel="https://schemas.microsoft.com/ado/2007/08/dataservices/related/
participantUserId5Nav" type="application/atom+xml;type=entry"
title="participantUserId5Nav"
href="OnboardingMeetingEvent(OnboardingMeetingActivity_activityId=517L,OnboardingNew
HireActivitiesStep_processStepId=517L,OnboardingProcess_onboardingProcessId=517L,ext
ernalCode='517_f9ee0114-b251-4ed2-b3ae-07ac32b60d58')/participantUserId5Nav"></link>
        <link rel="https://schemas.microsoft.com/ado/2007/08/dataservices/related/
participantUserId3Nav" type="application/atom+xml;type=entry"
title="participantUserId3Nav"
href="OnboardingMeetingEvent(OnboardingMeetingActivity_activityId=517L,OnboardingNew
HireActivitiesStep_processStepId=517L,OnboardingProcess_onboardingProcessId=517L,ext
ernalCode='517_f9ee0114-b251-4ed2-b3ae-07ac32b60d58')/participantUserId3Nav"></link>
        <category term="SFOData.OnboardingMeetingEvent" scheme="https://
schemas.microsoft.com/ado/2007/08/dataservices/scheme"></category>
        <content type="application/xml">
            <m:properties>
                <d:OnboardingNewHireActivitiesStep_processStepId
m:type="Edm.Int64">517</d:OnboardingNewHireActivitiesStep_processStepId>
                <d:OnboardingProcess_onboardingProcessId m:type="Edm.Int64">517</
d:OnboardingProcess_onboardingProcessId>
                <d:externalCode>517_f9ee0114-b251-4ed2-b3ae-07ac32b60d58</
d:externalCode>
                <d:OnboardingMeetingActivity_activityId m:type="Edm.Int64">517</
d:OnboardingMeetingActivity_activityId>
                <d:send m:type="Edm.Boolean">>false</d:send>
                <d:startDateTime m:type="Edm.DateTimeOffset">2014-10-31T03:00:00Z</
d:startDateTime>
                <d:location>fdfd</d:location>
                <d:subject>Lunch</d:subject>
                <d:lastModifiedDateTime
m:type="Edm.DateTimeOffset">2014-10-31T12:38:33Z</d:lastModifiedDateTime>
                <d:participantUser5 m:null="true"></d:participantUser5>
                <d:participantUser4 m:null="true"></d:participantUser4>
                <d:participantUser3 m:null="true"></d:participantUser3>
            </m:properties>
        </content>
    </entry>

```

```

        <d:participantUserId2 m:null="true"></d:participantUserId2>
        <d:participantUserId1 m:null="true"></d:participantUserId1>
        <d:mdfSystemRecordStatus>N</d:mdfSystemRecordStatus>
        <d:agenda>Lunch</d:agenda>
        <d:onboardingProcessMeetingTypeConfig m:null="true"></
d:onboardingProcessMeetingTypeConfig>
        <d:endDateTime m:type="Edm.DateTimeOffset">2014-10-31T03:30:00Z</
d:endDateTime>
        <d:createdBy>cgrant1</d:createdBy>
        <d:lastModifiedBy>cgrant1</d:lastModifiedBy>
        <d:createdDateTime
m:type="Edm.DateTimeOffset">2014-10-31T12:38:20Z</d:createdDateTime>
        </m:properties>
    </content>
</entry>
</feed>

```

## Use Case - UPDATE Operation

### Request

In this example the key for `OnboardingMeetingEvent` is very long and therefore a space was added to fit it in the table. Use the key that was handed back in the GET Operation in the `<id>` tag.

Request Information

Operation	Merge
HTTP Method	POST
URI	<pre> https://&lt;api-server&gt;/odata/v2/ OnboardingMeetingEvent(OnboardingMeetingAc tivity_activityId=517L,OnboardingNewHireAc tivitiesStep_ processStepId=517L,OnboardingProcess_onboa rdingProcessId=517L,externalCode='517_f9ee 0114-b251-4ed2-b3ae-07ac32b60d58')? &amp;\$format=json </pre>
Headers	X-HTTP-Method: MERGE
Payload	<pre> {   "__metadata":{     "uri":"OnboardingMeetingEvent(Onboarding MeetingActivity_activityId=517L,Onboardi ngNewHireActivitiesStep_processStepId=51 7L,OnboardingProcess_ onboardingProcessId=517L,externalCode='5 17_f9ee0114-b251-4ed2- b3ae-07ac32b60d58')"   },   "subject":"Team Meeting",   "location":"Meeting Room 21" } </pre>

## Response

A successful update will not result in any response payload, but you will get error messages in case a field can't be updated or the entity can't be found

## Related Information

[SAP Business Accelerator Hub: OnboardingMeetingEvent](#)

## 9.9.3 Onboarding

### 9.9.3.1 AssignedComplianceForm

This entity contains the compliance forms assigned to new hires. You can use this entity to fetch compliance forms assigned to particular new hires.

## Permissions

► [User Permissions](#) ► [Compliance Object Permissions](#) ► [AssignedComplianceForm](#) ►

## Supported Operations

Query

## Properties and Navigation Properties

This section lists only the properties and navigation properties that require special business logic, permission, or other additional information. For more information, refer to the API dictionary in ► [Admin Center](#) ► [API Center](#) ► [OData API Data Dictionary](#) ► or the API metadata using query: `https://<api-server>/odata/v2/<Entity>/$metadata`.

## Use Case: Fetch All Assigned Compliance Forms

This use case is about fetching all the compliance forms assigned to new hires.

## Request

Operation	Query
HTTP Method	GET
URI	https://<API-Server>/odata/v2/AssignedComplianceForm

## Response

```
<?xml version="1.0" encoding="utf-8" standalone="yes"?>
<feed xmlns="http://www.w3.org/2005/Atom" xmlns:m="http://schemas.microsoft.com/ado/2007/08/dataservices/metadata"
  xmlns:d="http://schemas.microsoft.com/ado/2007/08/dataservices"
  xml:base="https://<API-Server>/odata/v2/">
  <title type="text">AssignedComplianceForm</title>
  <id>https://<API-Server>/odata/v2/AssignedComplianceForm/</id>
  <updated>2023-08-25T04:48:45Z</updated>
  <link rel="self" title="AssignedComplianceForm" href="AssignedComplianceForm"></link>
  <entry>
    <id>https://<API-Server>/odata/v2/AssignedComplianceForm('9B6D04A707974CEBBA2164F7DBF524A9')</id>
    <title type="text"></title>
    <updated>2023-08-25T04:48:45Z</updated>
    <author>
      <name></name>
    </author>
    <link rel="edit" title="AssignedComplianceForm"
      href="AssignedComplianceForm('9B6D04A707974CEBBA2164F7DBF524A9')"></link>
    <link rel="http://schemas.microsoft.com/ado/2007/08/dataservices/related/createdByNav"
      type="application/atom+xml;type=entry" title="createdByNav"
      href="AssignedComplianceForm('9B6D04A707974CEBBA2164F7DBF524A9')/createdByNav"></link>
    <link rel="http://schemas.microsoft.com/ado/2007/08/dataservices/related/statusNav"
      type="application/atom+xml;type=entry" title="statusNav"
      href="AssignedComplianceForm('9B6D04A707974CEBBA2164F7DBF524A9')/statusNav"></link>
    <link rel="http://schemas.microsoft.com/ado/2007/08/dataservices/related/participantTypeNav"
      type="application/atom+xml;type=entry" title="participantTypeNav"
      href="AssignedComplianceForm('9B6D04A707974CEBBA2164F7DBF524A9')/participantTypeNav"></link>
    <link rel="http://schemas.microsoft.com/ado/2007/08/dataservices/related/lastModifiedByNav"
      type="application/atom+xml;type=entry" title="lastModifiedByNav"
      href="AssignedComplianceForm('9B6D04A707974CEBBA2164F7DBF524A9')/lastModifiedByNav"></link>
    <link rel="http://schemas.microsoft.com/ado/2007/08/dataservices/related/responsibleUserNav"
      type="application/atom+xml;type=entry" title="responsibleUserNav"
      href="AssignedComplianceForm('9B6D04A707974CEBBA2164F7DBF524A9')/responsibleUserNav"></link>
    <link rel="http://schemas.microsoft.com/ado/2007/08/dataservices/related/processNav"
      type="application/atom+xml;type=entry" title="processNav"
      href="AssignedComplianceForm('9B6D04A707974CEBBA2164F7DBF524A9')/processNav"></link>
    <link rel="http://schemas.microsoft.com/ado/2007/08/dataservices/related/mdfSystemRecordStatusNav"
      type="application/atom+xml;type=entry"
      title="mdfSystemRecordStatusNav"
```

```

        href="AssignedComplianceForm('9B6D04A707974CEBBA2164F7DBF524A9')/
mdfSystemRecordStatusNav"></link>
        <link rel="http://schemas.microsoft.com/ado/2007/08/dataservices/related/
subjectUserNav"
            type="application/atom+xml;type=entry" title="subjectUserNav"
            href="AssignedComplianceForm('9B6D04A707974CEBBA2164F7DBF524A9')/
subjectUserNav"></link>
        <link rel="http://schemas.microsoft.com/ado/2007/08/dataservices/related/
wfRequestNav"
            type="application/atom+xml;type=feed" title="wfRequestNav"
            href="AssignedComplianceForm('9B6D04A707974CEBBA2164F7DBF524A9')/
wfRequestNav"></link>
        <category term="SF0Data.AssignedComplianceForm"
            scheme="http://schemas.microsoft.com/ado/2007/08/dataservices/
scheme"></category>
        <content type="application/xml">
            <m:properties>
                <d:id>9B6D04A707974CEBBA2164F7DBF524A9</d:id>
                <d:lastModifiedDateTime
m:type="Edm.DateTimeOffset">2022-10-01T21:30:04Z</d:lastModifiedDateTime>
                <d:dueDate m:null="true"></d:dueDate>
                <d:createdDateTime
m:type="Edm.DateTimeOffset">2021-12-10T10:41:23Z</d:createdDateTime>
                <d:rank m:null="true"></d:rank>
                <d:subjectUser>comuser1010</d:subjectUser>
                <d:bpeUserTaskId>b8f36fae-59a5-11ec-8f6b-fa163e167ed3</
d:bpeUserTaskId>
                <d:order m:null="true"></d:order>
                <d:responsibleUser>comuser1010</d:responsibleUser>
                <d:complianceFormName>{"en_US":"I9 Section 1"}</
d:complianceFormName>
                <d:process>7A6281C6FC9E437584D5C4C715636772</d:process>
                <d:lastModifiedBy>adminb1</d:lastModifiedBy>
                <d:participantType>EMPLOYEE</d:participantType>
                <d:mdfSystemRecordStatus>N</d:mdfSystemRecordStatus>
                <d:preRequisiteFormNames m:null="true"></d:preRequisiteFormNames>
                <d:form>I9_SECTION1_2020_V1</d:form>
                <d:createdBy>adminb1</d:createdBy>
                <d:status>CANCELLED</d:status>
            </m:properties>
        </content>
    </entry>
</feed>

```

## Use Case: Fetch Assigned Compliance Forms for New Hires

This use case is about fetching specific assigned compliance forms for new hires.

### Request

Operation	Query
HTTP Method	GET
URI	https://<API-Server>/odata/v2/ AssignedComplianceForm('9B6D04A707974CEBBA2164F7DBF524A9')

### Response

```
<?xml version="1.0" encoding="utf-8" standalone="yes"?>
```

```

<entry xmlns="http://www.w3.org/2005/Atom" xmlns:m="http://
schemas.microsoft.com/ado/2007/08/dataservices/metadata" xmlns:d="http://
schemas.microsoft.com/ado/2007/08/dataservices" xml:base="https://<API-Server>/
odata/v2/">
  <id>https://<API-Server>/odata/v2/
AssignedComplianceForm('9B6D04A707974CEBBA2164F7DBF524A9')</id>
  <title type="text"></title>
  <updated>2023-08-25T04:51:02Z</updated>
  <author>
    <name></name>
  </author>
  <link rel="edit" title="AssignedComplianceForm"
href="AssignedComplianceForm('9B6D04A707974CEBBA2164F7DBF524A9')"></link>
  <link rel="http://schemas.microsoft.com/ado/2007/08/dataservices/related/
createdByNav" type="application/atom+xml;type=entry" title="createdByNav"
href="AssignedComplianceForm('9B6D04A707974CEBBA2164F7DBF524A9')/createdByNav"></
link>
  <link rel="http://schemas.microsoft.com/ado/2007/08/dataservices/related/
statusNav" type="application/atom+xml;type=entry" title="statusNav"
href="AssignedComplianceForm('9B6D04A707974CEBBA2164F7DBF524A9')/statusNav"></link>
  <link rel="http://schemas.microsoft.com/ado/
2007/08/dataservices/related/participantTypeNav" type="application/
atom+xml;type=entry" title="participantTypeNav"
href="AssignedComplianceForm('9B6D04A707974CEBBA2164F7DBF524A9')/
participantTypeNav"></link>
  <link rel="http://schemas.microsoft.com/ado/2007/08/dataservices/related/
lastModifiedByNav" type="application/atom+xml;type=entry" title="lastModifiedByNav"
href="AssignedComplianceForm('9B6D04A707974CEBBA2164F7DBF524A9')/
lastModifiedByNav"></link>
  <link rel="http://schemas.microsoft.com/ado/
2007/08/dataservices/related/responsibleUserNav" type="application/
atom+xml;type=entry" title="responsibleUserNav"
href="AssignedComplianceForm('9B6D04A707974CEBBA2164F7DBF524A9')/
responsibleUserNav"></link>
  <link rel="http://schemas.microsoft.com/ado/2007/08/dataservices/related/
processNav" type="application/atom+xml;type=entry" title="processNav"
href="AssignedComplianceForm('9B6D04A707974CEBBA2164F7DBF524A9')/processNav"></link>
  <link rel="http://schemas.microsoft.com/ado/
2007/08/dataservices/related/mdfSystemRecordStatusNav" type="application/
atom+xml;type=entry" title="mdfSystemRecordStatusNav"
href="AssignedComplianceForm('9B6D04A707974CEBBA2164F7DBF524A9')/
mdfSystemRecordStatusNav"></link>
  <link rel="http://schemas.microsoft.com/ado/2007/08/dataservices/related/
subjectUserNav" type="application/atom+xml;type=entry" title="subjectUserNav"
href="AssignedComplianceForm('9B6D04A707974CEBBA2164F7DBF524A9')/subjectUserNav"></
link>
  <link rel="http://schemas.microsoft.com/ado/2007/08/dataservices/related/
wfRequestNav" type="application/atom+xml;type=feed" title="wfRequestNav"
href="AssignedComplianceForm('9B6D04A707974CEBBA2164F7DBF524A9')/wfRequestNav"></
link>
  <category term="SFOData.AssignedComplianceForm" scheme="http://
schemas.microsoft.com/ado/2007/08/dataservices/scheme"></category>
  <content type="application/xml">
    <m:properties>
      <d:id>9B6D04A707974CEBBA2164F7DBF524A9</d:id>
      <d:lastModifiedDateTime
m:type="Edm.DateTimeOffset">2022-10-01T21:30:04Z</d:lastModifiedDateTime>
      <d:dueDate m:null="true"></d:dueDate>
      <d:createdDateTime m:type="Edm.DateTimeOffset">2021-12-10T10:41:23Z</
d:createdDateTime>
      <d:rank m:null="true"></d:rank>
      <d:subjectUser>comuser1010</d:subjectUser>
      <d:bpeUserTaskId>b8f36fae-59a5-11ec-8f6b-fa163e167ed3</d:bpeUserTaskId>
      <d:order m:null="true"></d:order>
      <d:responsibleUser>comuser1010</d:responsibleUser>
      <d:complianceFormName>{"en_US":"I9 Section 1"}</d:complianceFormName>
      <d:process>7A6281C6FC9E437584D5C4C715636772</d:process>
      <d:lastModifiedBy>adminb1</d:lastModifiedBy>
    </m:properties>
  </content>
</entry>

```

```

<d:participantType>EMPLOYEE</d:participantType>
<d:mdfSystemRecordStatus>N</d:mdfSystemRecordStatus>
<d:preRequisiteFormNames m:null="true"></d:preRequisiteFormNames>
<d:form>I9_SECTION1_2020_V1</d:form>
<d:createdBy>adminbl</d:createdBy>
<d:status>CANCELLED</d:status>
  </m:properties>
</content>
</entry>

```

## Error Codes

Error Code	Description
401 Unauthorized	Authentication failed
404 Not Found	Entity <code>AssignedComplianceForm</code> with the given key is not found

### 9.9.3.2 ComplianceDocumentFlow

This entity stores the Compliance document flow assigned to the new hire.

## Permissions

► [User Permissions](#) ► [Compliance Object Permissions](#) ► [Compliance Document Flow](#) ►

## Supported Operations

Query

## Properties and Navigation Properties

This section lists only the properties and navigation properties that require special business logic, permission, or other additional information. For more information, refer to the API dictionary in ► [Admin Center](#) ► [API Center](#) ► [OData API Data Dictionary](#) ► or the API metadata using query: `https://<api-server>/odata/v2/<Entity>/$metadata`.

## Use Case 1: Obtain All ComplianceDocumentFlow

This use case is about fetching the compliance data using the ComplianceDocumentFlow entity.

### Request

Operation	Query
HTTP Method	GET
URI	https://<API-Server>/odata/v2/ComplianceDocumentFlow

### Response

```
<?xml version="1.0" encoding="utf-8" standalone="yes"?>
<feed xmlns="http://www.w3.org/2005/Atom" xmlns:m="http://schemas.microsoft.com/ado/2007/08/dataservices/metadata" xmlns:d="http://schemas.microsoft.com/ado/2007/08/dataservices" xml:base="https://qacand-api.hcm.ondemand.com/odata/v2/">
  <title type="text">ComplianceDocumentFlow</title>
  <id>https://qacand-api.hcm.ondemand.com/odata/v2/ComplianceDocumentFlow</id>
  <updated>2023-08-25T08:23:47Z</updated>
  <link rel="self" title="ComplianceDocumentFlow" href="ComplianceDocumentFlow"></link>
  <entry>
    <id>https://qacand-api.hcm.ondemand.com/odata/v2/ComplianceDocumentFlow('BCE392A6E55F421C870326F1BE26FC83')</id>
    <title type="text"></title>
    <updated>2023-08-25T08:23:47Z</updated>
    <author>
      <name></name>
    </author>
    <link rel="edit" title="ComplianceDocumentFlow" href="ComplianceDocumentFlow('BCE392A6E55F421C870326F1BE26FC83')"></link>
    <link rel="http://schemas.microsoft.com/ado/2007/08/dataservices/related/declinedByNav" type="application/atom+xml;type=entry" title="declinedByNav" href="ComplianceDocumentFlow('BCE392A6E55F421C870326F1BE26FC83')/declinedByNav"></link>
    <link rel="http://schemas.microsoft.com/ado/2007/08/dataservices/related/createdByNav" type="application/atom+xml;type=entry" title="createdByNav" href="ComplianceDocumentFlow('BCE392A6E55F421C870326F1BE26FC83')/createdByNav"></link>
    <link rel="http://schemas.microsoft.com/ado/2007/08/dataservices/related/2007/08/dataservices/related/documentFlowStatusNav" type="application/atom+xml;type=entry" title="documentFlowStatusNav" href="ComplianceDocumentFlow('BCE392A6E55F421C870326F1BE26FC83')/documentFlowStatusNav"></link>
    <link rel="http://schemas.microsoft.com/ado/2007/08/dataservices/related/subjectUserNav" type="application/atom+xml;type=entry" title="subjectUserNav" href="ComplianceDocumentFlow('BCE392A6E55F421C870326F1BE26FC83')/subjectUserNav"></link>
    <link rel="http://schemas.microsoft.com/ado/2007/08/dataservices/related/wfRequestNav" type="application/atom+xml;type=feed" title="wfRequestNav" href="ComplianceDocumentFlow('BCE392A6E55F421C870326F1BE26FC83')/wfRequestNav"></link>
    <link rel="http://schemas.microsoft.com/ado/2007/08/dataservices/related/lastModifiedByNav" type="application/atom+xml;type=entry" title="lastModifiedByNav" href="ComplianceDocumentFlow('BCE392A6E55F421C870326F1BE26FC83')/lastModifiedByNav"></link>
    <link rel="http://schemas.microsoft.com/ado/2007/08/dataservices/related/processNav" type="application/atom+xml;type=entry" title="processNav" href="ComplianceDocumentFlow('BCE392A6E55F421C870326F1BE26FC83')/processNav"></link>
    <link rel="http://schemas.microsoft.com/ado/2007/08/dataservices/related/mdfSystemRecordStatusNav" type="application/
```



```

atom+xml;type=entry" title="mdfSystemRecordStatusNav"
href="ComplianceDocumentFlow('BCE392A6E55F421C870326F1BE26FC83')//
mdfSystemRecordStatusNav"></link>
  <category term="SF0Data.ComplianceDocumentFlow" scheme="http://
schemas.microsoft.com/ado/2007/08/dataservices/scheme"></category>
  <content type="application/xml">
    <m:properties>
      <d:documentFlowCode>BCE392A6E55F421C870326F1BE26FC83</
d:documentFlowCode>
      <d:process>A5D3039391944F00AA1716E09B7F9798</d:process>
      <d:documentFlowStatus>IN_PROGRESS</d:documentFlowStatus>
      <d:lastModifiedDateTime
m:type="Edm.DateTimeOffset">2022-02-21T11:41:54Z</d:lastModifiedDateTime>
      <d:lastModifiedBy>adminb1</d:lastModifiedBy>
      <d:declinedReason m:null="true"></d:declinedReason>
      <d:createdDateTime
m:type="Edm.DateTimeOffset">2022-02-21T11:41:54Z</d:createdDateTime>
      <d:declinedBy m:null="true"></d:declinedBy>
      <d:docFlowBpeUserTaskId m:null="true"></d:docFlowBpeUserTaskId>
      <d:mdfSystemRecordStatus>N</d:mdfSystemRecordStatus>
      <d:createdBy>adminb1</d:createdBy>
      <d:declinedDocuments m:null="true"></d:declinedDocuments>
      <d:subjectUser>rhssix</d:subjectUser>
    </m:properties>
  </content>
</entry>
</feed>

```

## Use Case 2: Obtain ComplianceDocumentFlow for Users

This use case is about fetching the compliance process data for users using the ComplianceDocumentFlow entity.

### Request

Operation	Query
HTTP Method	GET
URI	https://qacand-api.hcm.ondemand.com/odata/v2/ComplianceDocumentFlow('BCE392A6E55F421C870326F1BE26FC83')

### Response

```

<?xml version="1.0" encoding="utf-8" standalone="yes"?>
<entry xmlns="http://www.w3.org/2005/Atom" xmlns:m="http://
schemas.microsoft.com/ado/2007/08/dataservices/metadata" xmlns:d="http://
schemas.microsoft.com/ado/2007/08/dataservices" xml:base="https://qacand-
api.hcm.ondemand.com/odata/v2/">
  <id>https://qacand-api.hcm.ondemand.com/odata/v2/
ComplianceDocumentFlow('BCE392A6E55F421C870326F1BE26FC83')</id>
  <title type="text"></title>
  <updated>2023-08-25T08:23:17Z</updated>
  <author>
    <name></name>
  </author>
  <link rel="edit" title="ComplianceDocumentFlow"
href="ComplianceDocumentFlow('BCE392A6E55F421C870326F1BE26FC83')"></link>
  <link rel="http://schemas.microsoft.com/ado/2007/08/dataservices/related/
declinedByNav" type="application/atom+xml;type=entry" title="declinedByNav"

```

```

href="ComplianceDocumentFlow('BCE392A6E55F421C870326F1BE26FC83')/declinedByNav"></
link>
  <link rel="http://schemas.microsoft.com/ado/2007/08/dataservices/related/
createdByNav" type="application/atom+xml;type=entry" title="createdByNav"
href="ComplianceDocumentFlow('BCE392A6E55F421C870326F1BE26FC83')/createdByNav"></
link>
  <link rel="http://schemas.microsoft.com/ado/
2007/08/dataservices/related/documentFlowStatusNav" type="application/
atom+xml;type=entry" title="documentFlowStatusNav"
href="ComplianceDocumentFlow('BCE392A6E55F421C870326F1BE26FC83')/
documentFlowStatusNav"></link>
  <link rel="http://schemas.microsoft.com/ado/2007/08/dataservices/related/
subjectUserNav" type="application/atom+xml;type=entry" title="subjectUserNav"
href="ComplianceDocumentFlow('BCE392A6E55F421C870326F1BE26FC83')/subjectUserNav"></
link>
  <link rel="http://schemas.microsoft.com/ado/2007/08/dataservices/related/
wfRequestNav" type="application/atom+xml;type=feed" title="wfRequestNav"
href="ComplianceDocumentFlow('BCE392A6E55F421C870326F1BE26FC83')/wfRequestNav"></
link>
  <link rel="http://schemas.microsoft.com/ado/2007/08/dataservices/related/
lastModifiedByNav" type="application/atom+xml;type=entry" title="lastModifiedByNav"
href="ComplianceDocumentFlow('BCE392A6E55F421C870326F1BE26FC83')/
lastModifiedByNav"></link>
  <link rel="http://schemas.microsoft.com/ado/2007/08/dataservices/related/
processNav" type="application/atom+xml;type=entry" title="processNav"
href="ComplianceDocumentFlow('BCE392A6E55F421C870326F1BE26FC83')/processNav"></link>
  <link rel="http://schemas.microsoft.com/ado/
2007/08/dataservices/related/mdfSystemRecordStatusNav" type="application/
atom+xml;type=entry" title="mdfSystemRecordStatusNav"
href="ComplianceDocumentFlow('BCE392A6E55F421C870326F1BE26FC83')/
mdfSystemRecordStatusNav"></link>
  <category term="SFOData.ComplianceDocumentFlow" scheme="http://
schemas.microsoft.com/ado/2007/08/dataservices/scheme"></category>
  <content type="application/xml">
    <m:properties>
      <d:documentFlowCode>BCE392A6E55F421C870326F1BE26FC83</
d:documentFlowCode>
      <d:process>A5D3039391944F00AA1716E09B7F9798</d:process>
      <d:documentFlowStatus>IN_PROGRESS</d:documentFlowStatus>
      <d:lastModifiedDateTime
m:type="Edm.DateTimeOffset">2022-02-21T11:41:54Z</d:lastModifiedDateTime>
      <d:lastModifiedBy>adminbl</d:lastModifiedBy>
      <d:declinedReason m:null="true"></d:declinedReason>
      <d:createdDateTime m:type="Edm.DateTimeOffset">2022-02-21T11:41:54Z</
d:createdDateTime>
      <d:declinedBy m:null="true"></d:declinedBy>
      <d:docFlowBpeUserTaskId m:null="true"></d:docFlowBpeUserTaskId>
      <d:mdfSystemRecordStatus>N</d:mdfSystemRecordStatus>
      <d:createdBy>adminbl</d:createdBy>
      <d:declinedDocuments m:null="true"></d:declinedDocuments>
      <d:subjectUser>rhssix</d:subjectUser>
    </m:properties>
  </content>
</entry>

```

## Error Codes

Error Code	Description
401 Unauthorized	Authentication failed
404 Not Found	Entity ComplianceProcess with the given key is not found

## 9.9.3.3 ComplianceFormData

This entity stores the compliance form data for the new hire. You can use this entity to fetch the data from compliance forms.

### Permissions

► [User Permissions](#) ► [Compliance Object Permissions](#) ► [ComplianceFormData](#) ►

### Supported Operations

Query

### Properties and Navigation Properties

This section lists only the properties and navigation properties that require special business logic, permission, or other additional information. For more information, refer to the API dictionary in ► [Admin Center](#) ► [API Center](#) ► [OData API Data Dictionary](#) ► or the API metadata using query: `https://<api-server>/odata/v2/<Entity>/$metadata`.

### Use Case 1: Fetching all Compliance Form Data

This use case is about fetching all the compliance form data.

#### Request

Operation	Query
HTTP Method	GET
URI	<code>https://&lt;api-server&gt;/odata/v2/ComplianceFormData</code>

#### Response

```
<?xml version="1.0" encoding="utf-8" standalone="yes"?>
<feed xmlns="http://www.w3.org/2005/Atom" xmlns:m="http://schemas.microsoft.com/ado/2007/08/dataservices/metadata" xmlns:d="http://schemas.microsoft.com/ado/2007/08/dataservices" xml:base="https://<API-Server>/odata/v2/">
  <title type="text">ComplianceFormData</title>
  <id>https://<API-Server>/odata/v2/ComplianceFormData</id>
  <updated>2023-08-25T08:44:42Z</updated>
```

```

<link rel="self" title="ComplianceFormData" href="ComplianceFormData"></link>
<entry>
  <id>https://<API-Server>/odata/v2/
ComplianceFormData('AD7AAFCE745F4307AC3459C38947DCF1')</id>
  <title type="text"></title>
  <updated>2023-08-25T08:44:42Z</updated>
  <author>
    <name></name>
  </author>
  <link rel="edit" title="ComplianceFormData"
href="ComplianceFormData('AD7AAFCE745F4307AC3459C38947DCF1')"></link>
  <link rel="http://schemas.microsoft.com/ado/2007/08/dataservices/related/
createdByNav" type="application/atom+xml;type=entry" title="createdByNav"
href="ComplianceFormData('AD7AAFCE745F4307AC3459C38947DCF1')/createdByNav"></link>
  <link rel="http://schemas.microsoft.com/ado/2007/08/dataservices/related/
lastModifiedByNav" type="application/atom+xml;type=entry" title="lastModifiedByNav"
href="ComplianceFormData('AD7AAFCE745F4307AC3459C38947DCF1')/lastModifiedByNav"></
link>
  <link rel="http://schemas.microsoft.com/ado/2007/08/dataservices/related/
processNav" type="application/atom+xml;type=entry" title="processNav"
href="ComplianceFormData('AD7AAFCE745F4307AC3459C38947DCF1')/processNav"></link>
  <link rel="http://schemas.microsoft.com/ado/
2007/08/dataservices/related/mdfSystemRecordStatusNav" type="application/
atom+xml;type=entry" title="mdfSystemRecordStatusNav"
href="ComplianceFormData('AD7AAFCE745F4307AC3459C38947DCF1')/
mdfSystemRecordStatusNav"></link>
  <link rel="http://schemas.microsoft.com/ado/2007/08/dataservices/related/
documentFlowNav" type="application/atom+xml;type=entry" title="documentFlowNav"
href="ComplianceFormData('AD7AAFCE745F4307AC3459C38947DCF1')/documentFlowNav"></
link>
  <link rel="http://schemas.microsoft.com/ado/2007/08/dataservices/related/
formSignatures" type="application/atom+xml;type=feed" title="formSignatures"
href="ComplianceFormData('AD7AAFCE745F4307AC3459C38947DCF1')/formSignatures"></link>
  <link rel="http://schemas.microsoft.com/ado/2007/08/dataservices/related/
subjectUserNav" type="application/atom+xml;type=entry" title="subjectUserNav"
href="ComplianceFormData('AD7AAFCE745F4307AC3459C38947DCF1')/subjectUserNav"></link>
  <link rel="http://schemas.microsoft.com/ado/2007/08/dataservices/related/
wfRequestNav" type="application/atom+xml;type=feed" title="wfRequestNav"
href="ComplianceFormData('AD7AAFCE745F4307AC3459C38947DCF1')/wfRequestNav"></link>
  <category term="SFOData.ComplianceFormData" scheme="http://
schemas.microsoft.com/ado/2007/08/dataservices/scheme"></category>
  <content type="application/xml">
    <m:properties>
      <d:externalCode>AD7AAFCE745F4307AC3459C38947DCF1</d:externalCode>
      <d:documentFlow>BCE392A6E55F421C870326F1BE26FC83</d:documentFlow>
      <d:lastModifiedDateTime
m:type="Edm.DateTimeOffset">2022-02-21T11:41:55Z</d:lastModifiedDateTime>
      <d:pdfLocaleMetadata>C34341539A0042C9BCF545A67B0DD03C</
d:pdfLocaleMetadata>
      <d:createdDateTime
m:type="Edm.DateTimeOffset">2022-02-21T11:41:55Z</d:createdDateTime>
      <d:documentAttachmentId m:null="true"></d:documentAttachmentId>
      <d:envelopeId m:null="true"></d:envelopeId>
      <d:subjectUser>rhssix</d:subjectUser>
      <d:process>A5D3039391944F00AA1716E09B7F9798</d:process>
      <d:lastModifiedBy>adminb1</d:lastModifiedBy>
      <d:mdfSystemRecordStatus>N</d:mdfSystemRecordStatus>
      <d:form>US_W4_2021_V1</d:form>
      <d:pdfId>US_W4_2021_V1</d:pdfId>
      <d:createdBy>adminb1</d:createdBy>
      <d:sensitiveDataIncluded m:type="Edm.Boolean">true</
d:sensitiveDataIncluded>
    </m:properties>
  </content>
</entry>
</feed>

```

## Use Case 2: Fetching Compliance Form Data of Specific New Hires

This use case is about fetching the compliance form data of a specific new hire.

### Request

Operation	Query
HTTP Method	GET
URI	https://<API-Server>/odata/v2/ComplianceFormData? \$filter=subjectUser eq 'rhssix'

### Response

```
<?xml version="1.0" encoding="utf-8" standalone="yes"?>
<feed xmlns="http://www.w3.org/2005/Atom" xmlns:m="http://schemas.microsoft.com/ado/2007/08/dataservices/metadata" xmlns:d="http://schemas.microsoft.com/ado/2007/08/dataservices" xml:base="https://<API-Server>/odata/v2/">
  <title type="text">ComplianceFormData</title>
  <id>https://<API-Server>/odata/v2/ComplianceFormData</id>
  <updated>2023-08-25T08:51:46Z</updated>
  <link rel="self" title="ComplianceFormData" href="ComplianceFormData"></link>
  <entry>
    <id>https://<API-Server>/odata/v2/
ComplianceFormData('AD7AAFCE745F4307AC3459C38947DCF1')</id>
    <title type="text"></title>
    <updated>2023-08-25T08:51:46Z</updated>
    <author>
      <name></name>
    </author>
    <link rel="edit" title="ComplianceFormData"
href="ComplianceFormData('AD7AAFCE745F4307AC3459C38947DCF1')"></link>
    <link rel="http://schemas.microsoft.com/ado/2007/08/dataservices/related/
createdByNav" type="application/atom+xml;type=entry" title="createdByNav"
href="ComplianceFormData('AD7AAFCE745F4307AC3459C38947DCF1')/createdByNav"></link>
    <link rel="http://schemas.microsoft.com/ado/2007/08/dataservices/related/
lastModifiedByNav" type="application/atom+xml;type=entry" title="lastModifiedByNav"
href="ComplianceFormData('AD7AAFCE745F4307AC3459C38947DCF1')/lastModifiedByNav"></
link>
    <link rel="http://schemas.microsoft.com/ado/2007/08/dataservices/related/
processNav" type="application/atom+xml;type=entry" title="processNav"
href="ComplianceFormData('AD7AAFCE745F4307AC3459C38947DCF1')/processNav"></link>
    <link rel="http://schemas.microsoft.com/ado/
2007/08/dataservices/related/mdfSystemRecordStatusNav" type="application/
atom+xml;type=entry" title="mdfSystemRecordStatusNav"
href="ComplianceFormData('AD7AAFCE745F4307AC3459C38947DCF1')/
mdfSystemRecordStatusNav"></link>
    <link rel="http://schemas.microsoft.com/ado/2007/08/dataservices/related/
documentFlowNav" type="application/atom+xml;type=entry" title="documentFlowNav"
href="ComplianceFormData('AD7AAFCE745F4307AC3459C38947DCF1')/documentFlowNav"></
link>
    <link rel="http://schemas.microsoft.com/ado/2007/08/dataservices/related/
formSignatures" type="application/atom+xml;type=feed" title="formSignatures"
href="ComplianceFormData('AD7AAFCE745F4307AC3459C38947DCF1')/formSignatures"></link>
    <link rel="http://schemas.microsoft.com/ado/2007/08/dataservices/related/
subjectUserNav" type="application/atom+xml;type=entry" title="subjectUserNav"
href="ComplianceFormData('AD7AAFCE745F4307AC3459C38947DCF1')/subjectUserNav"></link>
    <link rel="http://schemas.microsoft.com/ado/2007/08/dataservices/related/
wfRequestNav" type="application/atom+xml;type=feed" title="wfRequestNav"
href="ComplianceFormData('AD7AAFCE745F4307AC3459C38947DCF1')/wfRequestNav"></link>
    <category term="SFOData.ComplianceFormData" scheme="http://
schemas.microsoft.com/ado/2007/08/dataservices/scheme"></category>
```

```

    <content type="application/xml">
      <m:properties>
        <d:externalCode>AD7AAFCE745F4307AC3459C38947DCF1</d:externalCode>
        <d:documentFlow>BCE392A6E55F421C870326F1BE26FC83</d:documentFlow>
        <d:lastModifiedDateTime>
m:type="Edm.DateTimeOffset">2022-02-21T11:41:55Z</d:lastModifiedDateTime>
        <d:pdfLocaleMetadata>C34341539A0042C9BCF545A67B0DD03C</
d:pdfLocaleMetadata>
        <d:createdDateTime>
m:type="Edm.DateTimeOffset">2022-02-21T11:41:55Z</d:createdDateTime>
        <d:documentAttachmentId m:null="true"></d:documentAttachmentId>
        <d:envelopeId m:null="true"></d:envelopeId>
        <d:subjectUser>rhssix</d:subjectUser>
        <d:process>A5D3039391944F00AA1716E09B7F9798</d:process>
        <d:lastModifiedBy>adminbl</d:lastModifiedBy>
        <d:mdfSystemRecordStatus>N</d:mdfSystemRecordStatus>
        <d:form>US_W4_2021_V1</d:form>
        <d:pdfId>US_W4_2021_V1</d:pdfId>
        <d:createdBy>adminbl</d:createdBy>
        <d:sensitiveDataIncluded m:type="Edm.Boolean">true</
d:sensitiveDataIncluded>
      </m:properties>
    </content>
  </entry>
</feed>

```

## Error Codes

Error Code	Description
401 Unauthorized	Authentication failed
404 Not Found	Entity <code>ComplianceFormData</code> with the given key is not found

### 9.9.3.4 ComplianceFormSignature

This entity stores the Compliance form signature assigned to the new hire.

## Permissions

► [User Permissions](#) ► [Compliance Object Permissions](#) ► [Compliance Form Signature](#) ►

## Supported Operations

Query

## Properties and Navigation Properties

This section lists only the properties and navigation properties that require special business logic, permission, or other additional information. For more information, refer to the API dictionary in [Admin Center](#) [API Center](#) [OData API Data Dictionary](#) or the API metadata using query: `https://<api-server>/odata/v2/<Entity>/$metadata`.

## Use Case 1: Obtain All ComplianceFormSignature

This use case is about fetching the compliance form signature using the `ComplianceDocumentSignature` entity.

### Request

Operation	Query
HTTP Method	GET
URI	<code>https://&lt;API-Server&gt;/odata/v2/ComplianceFormSignature</code>

### Response

```
<?xml version="1.0" encoding="utf-8" standalone="yes"?>
<feed xmlns="http://www.w3.org/2005/Atom" xmlns:m="http://schemas.microsoft.com/ado/2007/08/dataservices/metadata" xmlns:d="http://schemas.microsoft.com/ado/2007/08/dataservices" xml:base="https://qacand-api.hcm.ondemand.com/odata/v2/">
  <title type="text">ComplianceFormSignature</title>
  <id>https://qacand-api.hcm.ondemand.com/odata/v2/ComplianceFormSignature</id>
  <updated>2023-08-25T09:16:00Z</updated>
  <link rel="self" title="ComplianceFormSignature" href="ComplianceFormSignature"></link>
  <entry>
    <id>https://qacand-api.hcm.ondemand.com/odata/v2/ComplianceFormSignature(ComplianceFormData_externalCode='AD7AAFCE745F4307AC3459C38947DCF1',externalCode='CDD98400C3084F7D813A484F727A5216')</id>
    <title type="text"></title>
    <updated>2023-08-25T09:16:00Z</updated>
    <author>
      <name></name>
    </author>
    <link rel="edit" title="ComplianceFormSignature" href="ComplianceFormSignature(ComplianceFormData_externalCode='AD7AAFCE745F4307AC3459C38947DCF1',externalCode='CDD98400C3084F7D813A484F727A5216')"></link>
    <link rel="http://schemas.microsoft.com/ado/2007/08/dataservices/related/createdByNav" type="application/atom+xml;type=entry" title="createdByNav" href="ComplianceFormSignature(ComplianceFormData_externalCode='AD7AAFCE745F4307AC3459C38947DCF1',externalCode='CDD98400C3084F7D813A484F727A5216')/createdByNav"></link>
    <link rel="http://schemas.microsoft.com/ado/2007/08/dataservices/related/signatureUserNav" type="application/atom+xml;type=entry" title="signatureUserNav" href="ComplianceFormSignature(ComplianceFormData_externalCode='AD7AAFCE745F4307AC3459C38947DCF1',externalCode='CDD98400C3084F7D813A484F727A5216')/signatureUserNav"></link>
    <link rel="http://schemas.microsoft.com/ado/2007/08/dataservices/related/signatureUserRoleNav" type="application/atom+xml;type=entry" title="signatureUserRoleNav" href="ComplianceFormSignature(ComplianceFormData_externalCode='AD7AAFCE745F4307AC3459C38947DCF1',externalCode='CDD98400C3084F7D813A484F727A5216')/signatureUserRoleNav"></link>
```

```

    <link rel="http://schemas.microsoft.com/ado/2007/08/dataservices/related/
lastModifiedByNav" type="application/atom+xml;type=entry" title="lastModifiedByNav"
href="ComplianceFormSignature(ComplianceFormData_externalCode='AD7AAFCE745F4307AC345
9C38947DCF1',externalCode='CDD98400C3084F7D813A484F727A5216')/lastModifiedByNav"></
link>
    <link rel="http://schemas.microsoft.com/ado/2007/08/dataservices/related/
signatureStatusNav" type="application/atom+xml;type=entry"
title="signatureStatusNav"
href="ComplianceFormSignature(ComplianceFormData_externalCode='AD7AAFCE745F4307AC345
9C38947DCF1',externalCode='CDD98400C3084F7D813A484F727A5216')/signatureStatusNav"></
link>
    <link rel="http://schemas.microsoft.com/ado/2007/08/dataservices/related/
mdfSystemRecordStatusNav" type="application/atom+xml;type=entry"
title="mdfSystemRecordStatusNav"
href="ComplianceFormSignature(ComplianceFormData_externalCode='AD7AAFCE745F4307AC345
9C38947DCF1',externalCode='CDD98400C3084F7D813A484F727A5216')/
mdfSystemRecordStatusNav"></link>
    <category term="SFOData.ComplianceFormSignature" scheme="http://
schemas.microsoft.com/ado/2007/08/dataservices/scheme"></category>
    <content type="application/xml">
      <m:properties>
        <d:externalCode>CDD98400C3084F7D813A484F727A5216</d:externalCode>

<d:ComplianceFormData_externalCode>AD7AAFCE745F4307AC3459C38947DCF1</
d:ComplianceFormData_externalCode>
        <d:signatureUserFullName m:null="true"></d:signatureUserFullName>
        <d:lastModifiedDateTime
m:type="Edm.DateTimeOffset">2022-02-21T11:41:55Z</d:lastModifiedDateTime>
        <d:lastModifiedBy>adminb1</d:lastModifiedBy>
        <d:createdDateTime
m:type="Edm.DateTimeOffset">2022-02-21T11:41:55Z</d:createdDateTime>
        <d:mdfSystemRecordStatus>N</d:mdfSystemRecordStatus>
        <d:signatureStatus>IN_PROGRESS</d:signatureStatus>
        <d:createdBy>adminb1</d:createdBy>
        <d:signatureUserRole>EMPLOYEE</d:signatureUserRole>
        <d:signatureUser>rhssix</d:signatureUser>
      </m:properties>
    </content>
  </entry>
</feed>

```

## Use Case 2: Obtain ComplianceFormSignature for Users

This use case is about fetching the compliance form signature for users using the ComplianceFormSignature entity.

### Request

Operation	Query
HTTP Method	GET
URI	https://qa cand-api.hcm.ondemand.com/odata/v2/ ComplianceFormSignature?\$filter=signatureUser eq 'rhssix'

### Response

```
<?xml version="1.0" encoding="utf-8" standalone="yes"?>
```



```

<feed xmlns="http://www.w3.org/2005/Atom" xmlns:m="http://schemas.microsoft.com/ado/
2007/08/dataservices/metadata" xmlns:d="http://schemas.microsoft.com/ado/2007/08/
dataservices" xml:base="https://qacand-api.hcm.ondemand.com/odata/v2/">
  <title type="text">ComplianceFormSignature</title>
  <id>https://qacand-api.hcm.ondemand.com/odata/v2/ComplianceFormSignature</id>
  <updated>2023-08-25T10:31:35Z</updated>
  <link rel="self" title="ComplianceFormSignature"
href="ComplianceFormSignature"></link>
  <entry>
    <id>https://qacand-api.hcm.ondemand.com/odata/v2/
ComplianceFormSignature(ComplianceFormData_externalCode='AD7AAFCE745F4307AC3459C3894
7DCF1',externalCode='CDD98400C3084F7D813A484F727A5216')</id>
    <title type="text"></title>
    <updated>2023-08-25T10:31:35Z</updated>
    <author>
      <name></name>
    </author>
    <link rel="edit" title="ComplianceFormSignature"
href="ComplianceFormSignature(ComplianceFormData_externalCode='AD7AAFCE745F4307AC345
9C38947DCF1',externalCode='CDD98400C3084F7D813A484F727A5216')"></link>
    <link rel="http://schemas.microsoft.com/ado/2007/08/dataservices/related/
createdByNav" type="application/atom+xml;type=entry" title="createdByNav"
href="ComplianceFormSignature(ComplianceFormData_externalCode='AD7AAFCE745F4307AC345
9C38947DCF1',externalCode='CDD98400C3084F7D813A484F727A5216')/createdByNav"></link>
    <link rel="http://schemas.microsoft.com/ado/2007/08/dataservices/related/
signatureUserNav" type="application/atom+xml;type=entry" title="signatureUserNav"
href="ComplianceFormSignature(ComplianceFormData_externalCode='AD7AAFCE745F4307AC345
9C38947DCF1',externalCode='CDD98400C3084F7D813A484F727A5216')/signatureUserNav"></
link>
    <link rel="http://schemas.microsoft.com/ado/2007/08/dataservices/related/
signatureUserRoleNav" type="application/atom+xml;type=entry"
title="signatureUserRoleNav"
href="ComplianceFormSignature(ComplianceFormData_externalCode='AD7AAFCE745F4307AC345
9C38947DCF1',externalCode='CDD98400C3084F7D813A484F727A5216')/
signatureUserRoleNav"></link>
    <link rel="http://schemas.microsoft.com/ado/2007/08/dataservices/related/
lastModifiedByNav" type="application/atom+xml;type=entry" title="lastModifiedByNav"
href="ComplianceFormSignature(ComplianceFormData_externalCode='AD7AAFCE745F4307AC345
9C38947DCF1',externalCode='CDD98400C3084F7D813A484F727A5216')/lastModifiedByNav"></
link>
    <link rel="http://schemas.microsoft.com/ado/2007/08/dataservices/related/
signatureStatusNav" type="application/atom+xml;type=entry"
title="signatureStatusNav"
href="ComplianceFormSignature(ComplianceFormData_externalCode='AD7AAFCE745F4307AC345
9C38947DCF1',externalCode='CDD98400C3084F7D813A484F727A5216')/signatureStatusNav"></
link>
    <link rel="http://schemas.microsoft.com/ado/2007/08/dataservices/related/
mdfSystemRecordStatusNav" type="application/atom+xml;type=entry"
title="mdfSystemRecordStatusNav"
href="ComplianceFormSignature(ComplianceFormData_externalCode='AD7AAFCE745F4307AC345
9C38947DCF1',externalCode='CDD98400C3084F7D813A484F727A5216')/
mdfSystemRecordStatusNav"></link>
    <category term="SFOData.ComplianceFormSignature" scheme="http://
schemas.microsoft.com/ado/2007/08/dataservices/scheme"></category>
    <content type="application/xml">
      <m:properties>
        <d:externalCode>CDD98400C3084F7D813A484F727A5216</d:externalCode>

        <d:ComplianceFormData_externalCode>AD7AAFCE745F4307AC3459C38947DCF1</
d:ComplianceFormData_externalCode>
        <d:signatureUserFullName m:null="true"></d:signatureUserFullName>
        <d:lastModifiedDateTime>
m:type="Edm.DateTimeOffset">2022-02-21T11:41:55Z</d:lastModifiedDateTime>
        <d:lastModifiedBy>adminbl</d:lastModifiedBy>
        <d:createdDateTime>
m:type="Edm.DateTimeOffset">2022-02-21T11:41:55Z</d:createdDateTime>
        <d:mdfSystemRecordStatus>N</d:mdfSystemRecordStatus>
        <d:signatureStatus>IN_PROGRESS</d:signatureStatus>
      </m:properties>
    </content>
  </entry>
</feed>

```

```

        <d:createdBy>adminbl</d:createdBy>
        <d:signatureUserRole>EMPLOYEE</d:signatureUserRole>
        <d:signatureUser>rhssix</d:signatureUser>
      </m:properties>
    </content>
  </entry>
</feed>

```

## Error Codes

Error Code	Description
401 Unauthorized	Authentication failed
404 Not Found	Entity ComplianceProcess with the given key is not found

### 9.9.3.5 ComplianceProcess

This entity represents the compliance workflow assigned to a new hire and includes details of the compliance process that is initiated for the user.

## Permissions

► [User Permissions](#) ► [Compliance Object Permissions](#) ► [Compliance Process](#) ►

## Supported Operations

Query

## Properties and Navigation Properties

This section lists only the properties and navigation properties that require special business logic, permission, or other additional information. For more information, refer to the API dictionary in ► [Admin Center](#) ► [API Center](#) ► [OData API Data Dictionary](#) ► or the API metadata using query: `https://<api-server>/odata/v2/<Entity>/$metadata`.

## Use Case 1: Obtain all ComplianceProcess

This use case is about fetching the compliance data using the ComplianceProcess entity.

### Request

Operation	Query
HTTP Method	GET
URI	https://<API-Server>/odata/v2/ComplianceProcess

### Response

```
<?xml version="1.0" encoding="utf-8" standalone="yes"?>
<feed xmlns="http://www.w3.org/2005/Atom" xmlns:m="http://schemas.microsoft.com/ado/2007/08/dataservices/metadata" xmlns:d="http://schemas.microsoft.com/ado/2007/08/dataservices" xml:base="https://<API-Server>/odata/v2/">
  <title type="text">ComplianceProcess</title>
  <id>https://<API-Server>/odata/v2/ComplianceProcess</id>
  <updated>2023-08-25T10:33:59Z</updated>
  <link rel="self" title="ComplianceProcess" href="ComplianceProcess"></link>
  <entry>
    <id>https://<API-Server>/odata/v2/
ComplianceProcess('7A6281C6FC9E437584D5C4C715636772')</id>
    <title type="text"></title>
    <updated>2023-08-25T10:33:59Z</updated>
    <author>
      <name></name>
    </author>
    <link rel="edit" title="ComplianceProcess"
href="ComplianceProcess('7A6281C6FC9E437584D5C4C715636772')"></link>
    <link rel="http://schemas.microsoft.com/ado/2007/08/dataservices/related/
toDocumentFlow" type="application/atom+xml;type=entry" title="toDocumentFlow"
href="ComplianceProcess('7A6281C6FC9E437584D5C4C715636772')/toDocumentFlow"></link>
    <link rel="http://schemas.microsoft.com/ado/2007/08/dataservices/related/
createdByNav" type="application/atom+xml;type=entry" title="createdByNav"
href="ComplianceProcess('7A6281C6FC9E437584D5C4C715636772')/createdByNav"></link>
    <link rel="http://schemas.microsoft.com/ado/2007/08/dataservices/related/
processTypeNav" type="application/atom+xml;type=entry" title="processTypeNav"
href="ComplianceProcess('7A6281C6FC9E437584D5C4C715636772')/processTypeNav"></link>
    <link rel="http://schemas.microsoft.com/ado/2007/08/dataservices/related/
lastModifiedByNav" type="application/atom+xml;type=entry" title="lastModifiedByNav"
href="ComplianceProcess('7A6281C6FC9E437584D5C4C715636772')/lastModifiedByNav"></
link>
    <link rel="http://schemas.microsoft.com/ado/2007/08/dataservices/related/
processStatusNav" type="application/atom+xml;type=entry" title="processStatusNav"
href="ComplianceProcess('7A6281C6FC9E437584D5C4C715636772')/processStatusNav"></
link>
    <link rel="http://schemas.microsoft.com/ado/
2007/08/dataservices/related/mdfSystemRecordStatusNav" type="application/
atom+xml;type=entry" title="mdfSystemRecordStatusNav"
href="ComplianceProcess('7A6281C6FC9E437584D5C4C715636772')/
mdfSystemRecordStatusNav"></link>
    <link rel="http://schemas.microsoft.com/ado/2007/08/dataservices/
related/userNav" type="application/atom+xml;type=entry" title="userNav"
href="ComplianceProcess('7A6281C6FC9E437584D5C4C715636772')/userNav"></link>
    <link rel="http://schemas.microsoft.com/ado/
2007/08/dataservices/related/processInitiatorTypeNav" type="application/
atom+xml;type=entry" title="processInitiatorTypeNav"
href="ComplianceProcess('7A6281C6FC9E437584D5C4C715636772')/
processInitiatorTypeNav"></link>
```

```

    <link rel="http://schemas.microsoft.com/ado/2007/08/dataservices/related/
toFormData" type="application/atom+xml;type=feed" title="toFormData"
href="ComplianceProcess('7A6281C6FC9E437584D5C4C715636772')/toFormData"></link>
    <link rel="http://schemas.microsoft.com/ado/2007/08/dataservices/related/
processTasks" type="application/atom+xml;type=feed" title="processTasks"
href="ComplianceProcess('7A6281C6FC9E437584D5C4C715636772')/processTasks"></link>
    <link rel="http://schemas.microsoft.com/ado/2007/08/dataservices/related/
wfRequestNav" type="application/atom+xml;type=feed" title="wfRequestNav"
href="ComplianceProcess('7A6281C6FC9E437584D5C4C715636772')/wfRequestNav"></link>
    <link rel="http://schemas.microsoft.com/ado/
2007/08/dataservices/related/onboardingProcessNav" type="application/
atom+xml;type=entry" title="onboardingProcessNav"
href="ComplianceProcess('7A6281C6FC9E437584D5C4C715636772')/onboardingProcessNav"></
link>
    <category term="SFOData.ComplianceProcess" scheme="http://
schemas.microsoft.com/ado/2007/08/dataservices/scheme"></category>
    <content type="application/xml">
      <m:properties>
        <d:processId>7A6281C6FC9E437584D5C4C715636772</d:processId>
        <d:lastModifiedDateTime
m:type="Edm.DateTimeOffset">2021-12-10T10:41:24Z</d:lastModifiedDateTime>
        <d:processStatus>STARTED</d:processStatus>
        <d:createdDateTime
m:type="Edm.DateTimeOffset">2021-12-10T10:41:23Z</d:createdDateTime>
        <d:correctDataTriggered m:null="true"></d:correctDataTriggered>
        <d:processType>I9</d:processType>
        <d:processInitiatorId>2EBD0A5FD1B14044943AE0A671211358</
d:processInitiatorId>
        <d:complianceMasterId>7A6281C6FC9E437584D5C4C715636772</
d:complianceMasterId>
        <d:lastModifiedBy>adminb1</d:lastModifiedBy>
        <d:i9UserData>BC1B876627AE43EEA49A3CCCE1FFE658</d:i9UserData>
        <d:processInitiatorType>ONBOARDING</d:processInitiatorType>
        <d:mdfSystemRecordStatus>N</d:mdfSystemRecordStatus>
        <d:onboardingProcess>2EBD0A5FD1B14044943AE0A671211358</
d:onboardingProcess>
        <d:createdBy>adminb1</d:createdBy>
        <d:eVerifyData m:null="true"></d:eVerifyData>
        <d:user>comuser1010</d:user>
        <d:startDate m:type="Edm.DateTime">2021-12-20T00:00:00</d:startDate>
      </m:properties>
    </content>
  </entry>
</feed>

```

## Use Case 2: Obtain ComplianceProcess for New Hires

This use case is about fetching the compliance process data for new hires using the `ComplianceProcess` entity.

### Request

Operation	Query
HTTP Method	GET
URI	https://<API-Server>/odata/v2/ComplianceProcess? \$filter=user eq 'comuser1010'

## Response

```
<?xml version="1.0" encoding="utf-8" standalone="yes"?>
<feed xmlns="http://www.w3.org/2005/Atom" xmlns:m="http://schemas.microsoft.com/ado/
2007/08/dataservices/metadata" xmlns:d="http://schemas.microsoft.com/ado/2007/08/
dataservices" xml:base="https://<API-Server>/odata/v2/">
  <title type="text">ComplianceProcess</title>
  <id>https://<API-Server>/odata/v2/ComplianceProcess</id>
  <updated>2023-08-25T10:42:15Z</updated>
  <link rel="self" title="ComplianceProcess" href="ComplianceProcess"></link>
  <entry>
    <id>https://<API-Server>/odata/v2/
ComplianceProcess('7A6281C6FC9E437584D5C4C715636772')</id>
    <title type="text"></title>
    <updated>2023-08-25T10:42:15Z</updated>
    <author>
      <name></name>
    </author>
    <link rel="edit" title="ComplianceProcess"
href="ComplianceProcess('7A6281C6FC9E437584D5C4C715636772')"></link>
    <link rel="http://schemas.microsoft.com/ado/2007/08/dataservices/related/
toDocumentFlow" type="application/atom+xml;type=entry" title="toDocumentFlow"
href="ComplianceProcess('7A6281C6FC9E437584D5C4C715636772')/toDocumentFlow"></link>
    <link rel="http://schemas.microsoft.com/ado/2007/08/dataservices/related/
createdByNav" type="application/atom+xml;type=entry" title="createdByNav"
href="ComplianceProcess('7A6281C6FC9E437584D5C4C715636772')/createdByNav"></link>
    <link rel="http://schemas.microsoft.com/ado/2007/08/dataservices/related/
processTypeNav" type="application/atom+xml;type=entry" title="processTypeNav"
href="ComplianceProcess('7A6281C6FC9E437584D5C4C715636772')/processTypeNav"></link>
    <link rel="http://schemas.microsoft.com/ado/2007/08/dataservices/related/
lastModifiedByNav" type="application/atom+xml;type=entry" title="lastModifiedByNav"
href="ComplianceProcess('7A6281C6FC9E437584D5C4C715636772')/lastModifiedByNav"></
link>
    <link rel="http://schemas.microsoft.com/ado/2007/08/dataservices/related/
processStatusNav" type="application/atom+xml;type=entry" title="processStatusNav"
href="ComplianceProcess('7A6281C6FC9E437584D5C4C715636772')/processStatusNav"></
link>
    <link rel="http://schemas.microsoft.com/ado/
2007/08/dataservices/related/mdfSystemRecordStatusNav" type="application/
atom+xml;type=entry" title="mdfSystemRecordStatusNav"
href="ComplianceProcess('7A6281C6FC9E437584D5C4C715636772')/
mdfSystemRecordStatusNav"></link>
    <link rel="http://schemas.microsoft.com/ado/2007/08/dataservices/
related/userNav" type="application/atom+xml;type=entry" title="userNav"
href="ComplianceProcess('7A6281C6FC9E437584D5C4C715636772')/userNav"></link>
    <link rel="http://schemas.microsoft.com/ado/
2007/08/dataservices/related/processInitiatorTypeNav" type="application/
atom+xml;type=entry" title="processInitiatorTypeNav"
href="ComplianceProcess('7A6281C6FC9E437584D5C4C715636772')/
processInitiatorTypeNav"></link>
    <link rel="http://schemas.microsoft.com/ado/2007/08/dataservices/related/
toFormData" type="application/atom+xml;type=feed" title="toFormData"
href="ComplianceProcess('7A6281C6FC9E437584D5C4C715636772')/toFormData"></link>
    <link rel="http://schemas.microsoft.com/ado/2007/08/dataservices/related/
processTasks" type="application/atom+xml;type=feed" title="processTasks"
href="ComplianceProcess('7A6281C6FC9E437584D5C4C715636772')/processTasks"></link>
    <link rel="http://schemas.microsoft.com/ado/2007/08/dataservices/related/
wfRequestNav" type="application/atom+xml;type=feed" title="wfRequestNav"
href="ComplianceProcess('7A6281C6FC9E437584D5C4C715636772')/wfRequestNav"></link>
    <link rel="http://schemas.microsoft.com/ado/
2007/08/dataservices/related/onboardingProcessNav" type="application/
atom+xml;type=entry" title="onboardingProcessNav"
href="ComplianceProcess('7A6281C6FC9E437584D5C4C715636772')/onboardingProcessNav"></
link>
    <category term="SFOData.ComplianceProcess" scheme="http://
schemas.microsoft.com/ado/2007/08/dataservices/scheme"></category>
    <content type="application/xml">
      <m:properties>
```

```

        <d:processId>7A6281C6FC9E437584D5C4C715636772</d:processId>
        <d:lastModifiedDateTime
m:type="Edm.DateTimeOffset">2021-12-10T10:41:24Z</d:lastModifiedDateTime>
        <d:processStatus>STARTED</d:processStatus>
        <d:createdDateTime
m:type="Edm.DateTimeOffset">2021-12-10T10:41:23Z</d:createdDateTime>
        <d:correctDataTriggered m:null="true"></d:correctDataTriggered>
        <d:processType>I9</d:processType>
        <d:processInitiatorId>2EBD0A5FD1B14044943AE0A671211358</
d:processInitiatorId>
        <d:complianceMasterId>7A6281C6FC9E437584D5C4C715636772</
d:complianceMasterId>
        <d:lastModifiedBy>adminb1</d:lastModifiedBy>
        <d:i9UserData>BC1B876627AE43EEA49A3CCCE1FFE658</d:i9UserData>
        <d:processInitiatorType>ONBOARDING</d:processInitiatorType>
        <d:mdfSystemRecordStatus>N</d:mdfSystemRecordStatus>
        <d:onboardingProcess>2EBD0A5FD1B14044943AE0A671211358</
d:onboardingProcess>
        <d:createdBy>adminb1</d:createdBy>
        <d:eVerifyData m:null="true"></d:eVerifyData>
        <d:user>comuser1010</d:user>
        <d:startDate m:type="Edm.DateTime">2021-12-20T00:00:00</d:startDate>
    </m:properties>
</content>
</entry>
</feed>

```

## Error Codes

Error Code	Description
401 Unauthorized	Authentication failed
404 Not Found	Entity ComplianceProcess with the given key is not found

### 9.9.3.6 ComplianceProcessTask

This entity allows you to store the start time, end time, and the status of a particular compliance task. You can use this entity to view the compliance form, its history, and the current task.

## Permissions

► [User Permissions](#) ► [Compliance Object Permissions](#) ► [Compliance Process Task](#) ►

## Supported Operations

Query

## Properties and Navigation Properties

This section lists only the properties and navigation properties that require special business logic, permission, or other additional information. For more information, refer to the API dictionary in [Admin Center](#) [API Center](#) [OData API Data Dictionary](#) or the API metadata using query: `https://<api-server>/odata/v2/<Entity>/$metadata`.

## Use Case 1: Obtain all ComplianceProcessTask

This use case is about fetching the compliance data using the ComplianceProcessTask entity.

### Request

Operation	Query
HTTP Method	GET
URI	<code>https://&lt;API-Server&gt;/odata/v2/ComplianceProcessTask</code>

### Response

```
<?xml version="1.0" encoding="utf-8" standalone="yes"?>
<feed xmlns="http://www.w3.org/2005/Atom" xmlns:m="http://schemas.microsoft.com/ado/2007/08/dataservices/metadata" xmlns:d="http://schemas.microsoft.com/ado/2007/08/dataservices" xml:base="https://<API-Server>/odata/v2/">
  <title type="text">ComplianceProcessTask</title>
  <id>https://<API-Server>/odata/v2/ComplianceProcessTask</id>
  <updated>2023-08-25T11:05:15Z</updated>
  <link rel="self" title="ComplianceProcessTask" href="ComplianceProcessTask"></link>
  <entry>
    <id>https://<API-Server>/odata/v2/ComplianceProcessTask('3EBAF1ED76B64D40A4CDECF65E9078EE')</id>
    <title type="text"></title>
    <updated>2023-08-25T11:05:15Z</updated>
    <author>
      <name></name>
    </author>
    <link rel="edit" title="ComplianceProcessTask" href="ComplianceProcessTask('3EBAF1ED76B64D40A4CDECF65E9078EE')"></link>
    <link rel="http://schemas.microsoft.com/ado/2007/08/dataservices/related/createdByNav" type="application/atom+xml;type=entry" title="createdByNav" href="ComplianceProcessTask('3EBAF1ED76B64D40A4CDECF65E9078EE')/createdByNav"></link>
    <link rel="http://schemas.microsoft.com/ado/2007/08/dataservices/related/statusNav" type="application/atom+xml;type=entry" title="statusNav" href="ComplianceProcessTask('3EBAF1ED76B64D40A4CDECF65E9078EE')/statusNav"></link>
    <link rel="http://schemas.microsoft.com/ado/2007/08/dataservices/related/lastModifiedByNav" type="application/atom+xml;type=entry" title="lastModifiedByNav" href="ComplianceProcessTask('3EBAF1ED76B64D40A4CDECF65E9078EE')/lastModifiedByNav"></link>
    <link rel="http://schemas.microsoft.com/ado/2007/08/dataservices/related/processNav" type="application/atom+xml;type=entry" title="processNav" href="ComplianceProcessTask('3EBAF1ED76B64D40A4CDECF65E9078EE')/processNav"></link>
    <link rel="http://schemas.microsoft.com/ado/2007/08/dataservices/related/mdfSystemRecordStatusNav" type="application/atom+xml;type=entry" title="mdfSystemRecordStatusNav"
```

```

href="ComplianceProcessTask('3EBAF1ED76B64D40A4CDECF65E9078EE')/
mdfSystemRecordStatusNav"></link>
  <link rel="http://schemas.microsoft.com/ado/2007/08/dataservices/related/
completedByNav" type="application/atom+xml;type=entry" title="completedByNav"
href="ComplianceProcessTask('3EBAF1ED76B64D40A4CDECF65E9078EE')/completedByNav"></
link>
  <link rel="http://schemas.microsoft.com/ado/2007/08/dataservices/related/
categoryNav" type="application/atom+xml;type=entry" title="categoryNav"
href="ComplianceProcessTask('3EBAF1ED76B64D40A4CDECF65E9078EE')/categoryNav"></link>
  <link rel="http://schemas.microsoft.com/ado/2007/08/dataservices/related/
subjectUserNav" type="application/atom+xml;type=entry" title="subjectUserNav"
href="ComplianceProcessTask('3EBAF1ED76B64D40A4CDECF65E9078EE')/subjectUserNav"></
link>
  <link rel="http://schemas.microsoft.com/ado/2007/08/dataservices/
related/typeNav" type="application/atom+xml;type=entry" title="typeNav"
href="ComplianceProcessTask('3EBAF1ED76B64D40A4CDECF65E9078EE')/typeNav"></link>
  <link rel="http://schemas.microsoft.com/ado/2007/08/dataservices/related/
wfRequestNav" type="application/atom+xml;type=feed" title="wfRequestNav"
href="ComplianceProcessTask('3EBAF1ED76B64D40A4CDECF65E9078EE')/wfRequestNav"></
link>
  <category term="SFOData.ComplianceProcessTask" scheme="http://
schemas.microsoft.com/ado/2007/08/dataservices/scheme"></category>
  <content type="application/xml">
    <m:properties>
      <d:taskId>3EBAF1ED76B64D40A4CDECF65E9078EE</d:taskId>
      <d:lastModifiedDateTime
m:type="Edm.DateTimeOffset">2022-10-01T21:30:05Z</d:lastModifiedDateTime>
      <d:endDate m:null="true"></d:endDate>
      <d:dueDate m:type="Edm.DateTime">2021-12-27T00:00:00</d:dueDate>
      <d:createdDateTime
m:type="Edm.DateTimeOffset">2021-12-10T11:47:02Z</d:createdDateTime>
      <d:type>I9SECTION1_TODOTASK</d:type>
      <d:subjectUser>comuser1111</d:subjectUser>
      <d:process>CDFF49A68759457493001937A413801A</d:process>
      <d:lastModifiedBy>adminb1</d:lastModifiedBy>
      <d:mdfSystemRecordStatus>N</d:mdfSystemRecordStatus>
      <d:createdBy>adminb1</d:createdBy>
      <d:category>I9</d:category>
      <d:completedBy m:null="true"></d:completedBy>
      <d:startDate m:type="Edm.DateTime">2021-12-10T00:00:00</d:startDate>
      <d:status>CANCELLED</d:status>
    </m:properties>
  </content>
</entry>
</feed>

```

## Use Case 2: ComplianceProcessTask for New Hires

This use case is about fetching compliance process task data for new hires using the ComplianceProcessTask entity.

### Request

Operation	Query
HTTP Method	GET
URI	https://<API-Server>/odata/v2/ComplianceProcessTask?           \$filter= subjectUser eq 'comuser1111'



## Response

```
<?xml version="1.0" encoding="utf-8" standalone="yes"?>
<feed xmlns="http://www.w3.org/2005/Atom" xmlns:m="http://schemas.microsoft.com/ado/2007/08/dataservices/metadata" xmlns:d="http://schemas.microsoft.com/ado/2007/08/dataservices" xml:base="https://<API-Server>/odata/v2/">
  <title type="text">ComplianceProcessTask</title>
  <id>https://<API-Server>/odata/v2/ComplianceProcessTask</id>
  <updated>2023-08-25T11:05:15Z</updated>
  <link rel="self" title="ComplianceProcessTask" href="ComplianceProcessTask"></link>
  <entry>
    <id>https://<API-Server>/odata/v2/ComplianceProcessTask('3EBAF1ED76B64D40A4CDECF65E9078EE')</id>
    <title type="text"></title>
    <updated>2023-08-25T11:05:15Z</updated>
    <author>
      <name></name>
    </author>
    <link rel="edit" title="ComplianceProcessTask" href="ComplianceProcessTask('3EBAF1ED76B64D40A4CDECF65E9078EE')"></link>
    <link rel="http://schemas.microsoft.com/ado/2007/08/dataservices/related/createdByNav" type="application/atom+xml;type=entry" title="createdByNav" href="ComplianceProcessTask('3EBAF1ED76B64D40A4CDECF65E9078EE')/createdByNav"></link>
    <link rel="http://schemas.microsoft.com/ado/2007/08/dataservices/related/statusNav" type="application/atom+xml;type=entry" title="statusNav" href="ComplianceProcessTask('3EBAF1ED76B64D40A4CDECF65E9078EE')/statusNav"></link>
    <link rel="http://schemas.microsoft.com/ado/2007/08/dataservices/related/lastModifiedByNav" type="application/atom+xml;type=entry" title="lastModifiedByNav" href="ComplianceProcessTask('3EBAF1ED76B64D40A4CDECF65E9078EE')/lastModifiedByNav"></link>
    <link rel="http://schemas.microsoft.com/ado/2007/08/dataservices/related/processNav" type="application/atom+xml;type=entry" title="processNav" href="ComplianceProcessTask('3EBAF1ED76B64D40A4CDECF65E9078EE')/processNav"></link>
    <link rel="http://schemas.microsoft.com/ado/2007/08/dataservices/related/mdfSystemRecordStatusNav" type="application/atom+xml;type=entry" title="mdfSystemRecordStatusNav" href="ComplianceProcessTask('3EBAF1ED76B64D40A4CDECF65E9078EE')/mdfSystemRecordStatusNav"></link>
    <link rel="http://schemas.microsoft.com/ado/2007/08/dataservices/related/completedByNav" type="application/atom+xml;type=entry" title="completedByNav" href="ComplianceProcessTask('3EBAF1ED76B64D40A4CDECF65E9078EE')/completedByNav"></link>
    <link rel="http://schemas.microsoft.com/ado/2007/08/dataservices/related/categoryNav" type="application/atom+xml;type=entry" title="categoryNav" href="ComplianceProcessTask('3EBAF1ED76B64D40A4CDECF65E9078EE')/categoryNav"></link>
    <link rel="http://schemas.microsoft.com/ado/2007/08/dataservices/related/subjectUserNav" type="application/atom+xml;type=entry" title="subjectUserNav" href="ComplianceProcessTask('3EBAF1ED76B64D40A4CDECF65E9078EE')/subjectUserNav"></link>
    <link rel="http://schemas.microsoft.com/ado/2007/08/dataservices/related/typeNav" type="application/atom+xml;type=entry" title="typeNav" href="ComplianceProcessTask('3EBAF1ED76B64D40A4CDECF65E9078EE')/typeNav"></link>
    <link rel="http://schemas.microsoft.com/ado/2007/08/dataservices/related/wfRequestNav" type="application/atom+xml;type=feed" title="wfRequestNav" href="ComplianceProcessTask('3EBAF1ED76B64D40A4CDECF65E9078EE')/wfRequestNav"></link>
    <category term="SFOData.ComplianceProcessTask" scheme="http://schemas.microsoft.com/ado/2007/08/dataservices/scheme"></category>
    <content type="application/xml">
      <m:properties>
        <d:taskId>3EBAF1ED76B64D40A4CDECF65E9078EE</d:taskId>
        <d:lastModifiedDateTime>
          m:type="Edm.DateTimeOffset">2022-10-01T21:30:05Z</d:lastModifiedDateTime>
        <d:endDate m:null="true"></d:endDate>
        <d:dueDate m:type="Edm.DateTime">2021-12-27T00:00:00</d:dueDate>
      </m:properties>
    </content>
  </entry>
</feed>
```

```

        <d:createdDateTime
m:type="Edm.DateTimeOffset">2021-12-10T11:47:02Z</d:createdDateTime>
        <d:type>I9SECTION1_TODOTASK</d:type>
        <d:subjectUser>comuser1111</d:subjectUser>
        <d:process>CFFF49A68759457493001937A413801A</d:process>
        <d:lastModifiedBy>adminbl</d:lastModifiedBy>
        <d:mdfSystemRecordStatus>N</d:mdfSystemRecordStatus>
        <d:createdBy>adminbl</d:createdBy>
        <d:category>I9</d:category>
        <d:completedBy m:null="true"></d:completedBy>
        <d:startDate m:type="Edm.DateTime">2021-12-10T00:00:00</d:startDate>
        <d:status>CANCELLED</d:status>
    </m:properties>
</content>
</entry>
</feed>

```

## Error Codes

Error Code	Description
401 Unauthorized	Authentication failed
404 Not Found	Entity ComplianceProcessTask with the given key is not found

### 9.9.3.7 ONB2Process

The `ONB2Process` MDF entity is the entry point for all Onboarding tasks in Onboarding.

## Permissions

► [Onboarding 2.0 or Offboarding 2.0 Object Permissions](#) ► [ONB2Process](#) ►

## Supported Operations

Query, Insert, Upsert, Merge, Replace, Delete

### Note

Though we support Insert, Update, and Delete operations for `ONB2Process`, we do not recommend you use these operations. Instead you can use the function import `initiateOnboardingForUser` to initiate Onboarding, which in turn creates `ONB2Process`.

If you use the Insert, Update, and Delete operations for `ONB2Process`, the Onboarding Process for the new hire will not get initiated.

## Properties and Navigation Properties

This section lists only the properties and navigation properties that require special business logic, permission, or other additional information. For more information, refer to the API dictionary in [Admin Center](#) [API Center](#) [OData API Data Dictionary](#) or the API metadata using query: `https://<api-server>/odata/v2/<Entity>/$metadata`.

### Properties

Property	Description
processId	External key for the process.
user	External ID of the user the process was created for.
locale	Locale of the candidate.
activitiesConfig	External Id of the activity config entity used to copy default values during the creation of each entity.
targetDate	Candidate target hiring date.
processType	Determines if the process is used for Onboarding or Offboarding.
processStatus	Status of the process (not started, open, completed and canceled).
activitiesStatus	Overall status of the activities, showing if there are still open activities.
manager	Hiring manager of the candidate.
onboardingHireStatus	Shows the hire status of the candidate, hired or hireable.
onboardingInternalHire	Shows if a candidate is an internal hire.
onboardingRcmJobReqId	SAP SuccessFactors Recruiting job requisition ID.
onboardingRcmApplicationId	SAP SuccessFactors Recruiting application ID.
onboardingRcmOfferId	SAP SuccessFactors Recruiting offer ID.
onboardingRcmCandidateId	SAP SuccessFactors Recruiting candidate ID.
customDataCollectionConfig	External code of the custom data collection configuration.
employeePersonId	Person ID of the employee.
managerPersonId	Person ID of the manager.
cancelOnboardingReason	Reason for canceling the Onboarding process.

Property	Description
cancelOnboardingAdditionalComments	Additional comments for a canceled Onboarding process.

## Navigation Properties

Navigation Property	Related Entity	Description
userNav	User	Navigation to the user entity of the candidate.
managerNav	User	Navigation to the user entity of the manager.
toEquipmentActivity	ONB2EquipmentActivity	Navigation to the Equipment Activity entity.

## Use Case - QUERY operation

### Request

Operation	Query
HTTP Method	GET
URI	https://<api-server>/odata/v2/beta/ONB2Process?\$filter=user eq '2011023783'

### Response

```
<?xml version="1.0" encoding="utf-8"?>
<feed xmlns="http://www.w3.org/2005/Atom" xmlns:m="http://schemas.microsoft.com/ado/2007/08/dataservices/metadata" xmlns:d="http://schemas.microsoft.com/ado/2007/08/dataservices" xml:base="https://<api-server>/odata/v2/beta/">
  <title type="text">ONB2Process</title>
  <id>https://<api-server>/odata/v2/beta/ONB2Process</id>
  <updated>2019-05-06T11:00:16Z</updated>
  <link rel="self" title="ONB2Process" href="ONB2Process"></link>
  <entry>
    <id>https://<api-server>/odata/v2/beta/ONB2Process('AFD8459C018B48D99436B3EB77DE0A81')</id>
    <title type="text"></title>
    <updated>2019-05-06T11:00:16Z</updated>
    <author>
      <name></name>
    </author>
    <link rel="edit" title="ONB2Process" href="ONB2Process('AFD8459C018B48D99436B3EB77DE0A81')"></link>
    <link rel="http://schemas.microsoft.com/ado/2007/08/dataservices/related/toEquipmentActivity" type="application/atom+xml;type=feed" title="toEquipmentActivity" href="ONB2Process('AFD8459C018B48D99436B3EB77DE0A81')/toEquipmentActivity"></link>
    <category term="SFOData.ONB2Process" scheme="http://schemas.microsoft.com/ado/2007/08/dataservices/scheme"></category>
    <content type="application/xml">
      <m:properties>
```

```

        <d:processId>AFD8459C018B48D99436B3EB77DE0A81</d:processId>
        <d:mdfSystemLastModifiedDateWithTZ
m:type="Edm.DateTimeOffset">2018-07-17T08:14:13Z</d:mdfSystemLastModifiedDateWithTZ>
        <d:activitiesConfig m:null="true"></d:activitiesConfig>
        <d:lastModifiedDateTime
m:type="Edm.DateTimeOffset">2018-07-17T08:14:13Z</d:lastModifiedDateTime>
        <d:mdfSystemCreatedBy>snadmin</d:mdfSystemCreatedBy>
        <d:processStatus>OPEN</d:processStatus>
        <d:endDate m:null="true"></d:endDate>
        <d:cancellationComment m:null="true"></d:cancellationComment>
        <d:createdDateTime
m:type="Edm.DateTimeOffset">2018-07-10T08:04:36Z</d:createdDateTime>
        <d:mdfSystemVersionId m:null="true"></d:mdfSystemVersionId>
        <d:processTrigger>AFD8459C018B48D99436B3EB77DE0A81</
d:processTrigger>
        <d:mdfSystemLastModifiedBy>snadmin</d:mdfSystemLastModifiedBy>
        <d:offboardingActivitiesConfig m:null="true"></
d:offboardingActivitiesConfig>
        <d:locale>en_US</d:locale>
        <d:managerPersonId m:type="Edm.Int64">116579</d:managerPersonId>
        <d:cancelOnboardingReason m:null="true"></d:cancelOnboardingReason>
        <d:mdfSystemStatus>A</d:mdfSystemStatus>
        <d:onboardingHiredDate m:null="true"></d:onboardingHiredDate>
        <d:mdfSystemEntityId>66B3E916F4AD4F1AA9F0BD89B0290392</
d:mdfSystemEntityId>
        <d:bpeProcessInstanceId>cfc10e17-8417-11e8-ba6d-005056965045</
d:bpeProcessInstanceId>
        <d:processType>ONBOARDING</d:processType>
        <d:onboardingHireStatus>HIRED</d:onboardingHireStatus>
        <d:cancellationDate m:null="true"></d:cancellationDate>
        <d:mdfSystemObjectType>ONB2Process</d:mdfSystemObjectType>
        <d:cancelOffboardingReason m:null="true"></
d:cancelOffboardingReason>
        <d:manager>snadmin</d:manager>
        <d:activitiesStatus>OPEN</d:activitiesStatus>
        <d:processRestarted m:null="true"></d:processRestarted>
        <d:mdfSystemLastModifiedDate
m:type="Edm.DateTime">2018-07-17T08:14:13</d:mdfSystemLastModifiedDate>
        <d:targetDate m:type="Edm.DateTime">2018-04-12T00:00:00</
d:targetDate>
        <d:lastModifiedBy>snadmin</d:lastModifiedBy>
        <d:mdfSystemRecordStatus>N</d:mdfSystemRecordStatus>
        <d:createdDate m:type="Edm.DateTime">2018-07-10T08:04:36</
d:createdDate>
        <d:createdBy>snadmin</d:createdBy>
        <d:onboardingInternalHire m:type="Edm.Boolean">>false</
d:onboardingInternalHire>
        <d:mdfSystemRecordId>813EB132D96A4239A8420FDB81B1EA6C</
d:mdfSystemRecordId>
        <d:employeePersonId m:type="Edm.Int64">180349</d:employeePersonId>
        <d:customDataCollectionConfig m:null="true"></
d:customDataCollectionConfig>
        <d:user>2011023783</d:user>
        <d:startDate m:null="true"></d:startDate>
    </m:properties>
</content>
</entry>
</feed>

```

## Related Information

[SAP Business Accelerator Hub: ONB2Process](#)

## 9.9.3.8 ONB2EquipmentActivity

The `ONB2EquipmentActivity` MDF entity allows actionable Onboarding participants to select equipment for a candidate before being hired. The entity is used when an Onboarding participant maintains the request equipment task in the Onboarding 2.0 [Onboard New Team Members Dashboard](#).

### Permissions

▶ [Onboarding 2.0 or Offboarding 2.0 Object Permissions](#) ▶ [Equipment Task](#) ▶

### Supported Operations

Query, Insert, Update, Merge, Replace, Upsert, Delete

#### Note

Though we support Insert, Update, and Delete operations for `ONB2EquipmentActivity`, we do not recommend you use these operations. Instead you can use New Hire Activity creation to create the Equipment Activity.

### Properties and Navigation Properties

This section lists only the properties and navigation properties that require special business logic, permission, or other additional information. For more information, refer to the API dictionary in ▶ [Admin Center](#) ▶ [API Center](#) ▶ [OData API Data Dictionary](#) ▶ or the API metadata using query: `https://<api-server>/odata/v2/<Entity>/$metadata`.

#### Properties

Property	Description
<code>activityId</code>	External key for the Onboarding Equipment Activity.
<code>process</code>	Process entity the Equipment Activity belongs to.
<code>optional</code>	Shows if the activity is optional or mandatory.
<code>dueDate</code>	Date when the equipment activity is due.
<code>lastNudgedBy</code>	User ID of the last person who nudged an actionable Onboarding participant to complete the activity.

Property	Description
lastNudgedDate	Date when the last nudge was sent.
responsibleUsers	All users who are actionable Onboarding participants.
equipmentType	The equipment type of the equipment used in the activity, for example, laptop.
equipmentValue	The equipment value of the equipment type, for example, Lenovo T1000.
equipmentComment	Comment for the equipment activity.
equipmentStatus	Status of the equipment requested: not needed, not started, delivered, approved, rejected.
notNeededComment	Comment in case the equipment is not needed for the candidate.

## Navigation Properties

Navigation Property	Related Entity	Description
lastNudgedByNav	User	Navigation to the user who nudged.
equipmentValueNav	ONB2EquipmentValue	Navigation to Equipment Value.
toEquipmentActivity	ONB2EquipmentType	Navigation to Equipment type.

## Use Case - QUERY operation

### Request

Operation	Query
HTTP Method	GET
URI	https://<api-server>/odata/v2/beta/ONB2EquipmentActivity?\$filter= process eq 'AB9D2C737B48468CB53EB41DC5B38372'

### Response

```
<?xml version="1.0" encoding="utf-8"?>
<feed xmlns="http://www.w3.org/2005/Atom" xmlns:m="http://schemas.microsoft.com/ado/2007/08/dataservices/metadata" xmlns:d="http://schemas.microsoft.com/ado/2007/08/dataservices" xml:base="https://<api-server>/odata/v2/beta/">
  <title type="text">ONB2EquipmentActivity</title>
  <id>https://<api-server>/odata/v2/beta/ONB2EquipmentActivity</id>
  <updated>2019-05-06T10:49:13Z</updated>
```

```

    <link rel="self" title="ONB2EquipmentActivity" href="ONB2EquipmentActivity"></
link>
    <entry>
      <id>https://<api-server>/odata/v2/beta/
ONB2EquipmentActivity('3023A1386F76460CAEF187B37BA21C67')</id>
      <title type="text"></title>
      <updated>2019-05-06T10:49:13Z</updated>
      <author>
        <name></name>
      </author>
      <link rel="edit" title="ONB2EquipmentActivity"
href="ONB2EquipmentActivity('3023A1386F76460CAEF187B37BA21C67')"></link>
      <link rel="http://schemas.microsoft.com/ado/2007/08/dataservices/related/
equipmentValueNav" type="application/atom+xml;type=entry" title="equipmentValueNav"
href="ONB2EquipmentActivity('3023A1386F76460CAEF187B37BA21C67')/
equipmentValueNav"></link>
      <link rel="http://schemas.microsoft.com/ado/2007/08/dataservices/related/
processNav" type="application/atom+xml;type=entry" title="processNav"
href="ONB2EquipmentActivity('3023A1386F76460CAEF187B37BA21C67')/processNav"></link>
      <link rel="http://schemas.microsoft.com/ado/2007/08/dataservices/related/
equipmentTypeNav" type="application/atom+xml;type=entry" title="equipmentTypeNav"
href="ONB2EquipmentActivity('3023A1386F76460CAEF187B37BA21C67')/equipmentTypeNav"></
link>
      <category term="SFOData.ONB2EquipmentActivity" scheme="http://
schemas.microsoft.com/ado/2007/08/dataservices/scheme"></category>
      <content type="application/xml">
        <m:properties>
          <d:activityId>3023A1386F76460CAEF187B37BA21C67</d:activityId>
          <d:lastModifiedDateTime
m:type="Edm.DateTimeOffset">2018-12-06T04:11:06Z</d:lastModifiedDateTime>
          <d:dueDate m:type="Edm.DateTime">2018-01-30T00:00:00</d:dueDate>
          <d:notNeededComment m:null="true"></d:notNeededComment>
          <d:createdDateTime
m:type="Edm.DateTimeOffset">2018-12-06T04:11:06Z</d:createdDateTime>
          <d:mdfSystemVersionId m:null="true"></d:mdfSystemVersionId>
          <d:equipmentType>Laptop</d:equipmentType>
          <d:equipmentComment m:null="true"></d:equipmentComment>
          <d:activityTitle>Request Laptop for new hire</d:activityTitle>
          <d:responsibleUsers>part1,sfadmin</d:responsibleUsers>
          <d:mdfSystemStatus>A</d:mdfSystemStatus>
          <d:mdfSystemEntityId>75C8E9A0A97D4B23928025F1E6681B24</
d:mdfSystemEntityId>
          <d:activityStatus>NOT_STARTED</d:activityStatus>
          <d:subjectUser>836</d:subjectUser>
          <d:activityStatusDate m:type="Edm.DateTime">2018-12-06T00:00:00</
d:activityStatusDate>
          <d:mdfSystemObjectType>ONB2EquipmentActivity</d:mdfSystemObjectType>
          <d:process>AB9D2C737B48468CB53EB41DC5B38372</d:process>
          <d:lastModifiedDate m:type="Edm.DateTime">2018-12-06T04:11:06</
d:lastModifiedDate>
          <d:lastModifiedBy>sfadmin</d:lastModifiedBy>
          <d:optional m:type="Edm.Boolean">false</d:optional>
          <d:lastModifiedDateWithTZ
m:type="Edm.DateTimeOffset">2018-12-06T04:11:06Z</d:lastModifiedDateWithTZ>
          <d:mdfSystemRecordStatus>N</d:mdfSystemRecordStatus>
          <d:equipmentStatus>NOT_STARTED</d:equipmentStatus>
          <d:createdDate m:type="Edm.DateTime">2018-12-06T04:11:06</
d:createdDate>
          <d:lastNudgedDate m:null="true"></d:lastNudgedDate>
          <d:createdBy>sfadmin</d:createdBy>
          <d:mdfSystemRecordId>9A9B2977448A4DCCBECBC67F38A7E6C9</
d:mdfSystemRecordId>
          <d:equipmentValue m:null="true"></d:equipmentValue>
          <d:lastNudgedBy m:null="true"></d:lastNudgedBy>
          <d:activityType>EQUIPMENT_ACTIVITY</d:activityType>
        </m:properties>
      </content>
    </entry>

```



```
</feed>
```

## Use Case - POST operation

### Request

Operation	Merge
HTTP Method	POST
URI	<code>https://&lt;api-server&gt;/odata/v2/beta/ONB2EquipmentActivity('18252')</code>
Headers	X-HTTP-METHOD:MERGE
Payload	<pre>{   "__metadata": {     "uri":       "ONB2EquipmentActivity(activityId='18252')",   },   "cust_orderStatus": "ordered" }</pre>

#### 📌 Note

In the example payload, a customer field `cust_orderStatus` was added to the object definition of the `ONB2EquipmentActivity`. The field can now be used to write back a value from an external system. A successful update returns no response body.

## Related Information

[SAP Business Accelerator Hub: ONB2EquipmentActivity](#) 

## 9.9.3.9 ComplianceUserFormData

This entity contains information related to compliance forms and compliance-related user data. You can use this entity to fetch form data collected during the compliance process.

### Permissions

- [▶ Compliance Object Permissions](#) > [Compliance Form Data](#) >
- [▶ Compliance Object Permissions](#) > [Compliance Process](#) >
- [▶ Compliance Object Permissions](#) > [ComplianceUserData](#) >
- [▶ Compliance Object Permissions](#) > [Compliance Document Flow](#) >
- [▶ Compliance Object Permissions](#) > [AssignedComplianceForm](#) >

### Supported Operations

Query

### Properties and Navigation Properties

This section lists only the properties and navigation properties that require special business logic, permission, or other additional information. For more information, refer to the API dictionary in [▶ Admin Center](#) > [API Center](#) > [OData API Data Dictionary](#) > or the API metadata using query: `https://<api-server>/odata/v2/<Entity>/$metadata`.

#### Properties

Property	Description
id	The ID of the form entry.
formId	The ID of the form.
country	Country associated with the form entry.
documentFlowStatus	Status of the document flow. The available statuses are <b>IN_PROGRESS</b> , <b>COMPLETED</b> , <b>SIGNATURE_DECLINED</b> , and <b>SIGNATURE_VOIDED</b> .
processStatus	Status of the compliance process. Only processes with <b>COMPLETED</b> status will be returned.

Property	Description
year	Year of the form entry.
formVersion	Form version associated with the entry.
initiatorId	The ID of the initiator.
createdDate	Created date of the compliance process.
processId	The ID of the compliance process.
state	Geographical state associated with the form entry.
user	User name of the new hire.
initiatorType	The initiator type, which will always be <b>ONBOARDING</b> in this case.

## Navigation Properties

Navigation Property	Related Entity	Description
data	ComplianceFormDataRowValue	The OData entity corresponding to data stored in ComplianceUserData.
userNav	User	This entity contains the user details.

## Use Case 1: Fetching Compliance Data of Users

This use case is about fetching the compliance data of users whose process status is Completed.

### Request

Operation	Query
HTTP Method	GET
URI	<code>https://&lt;API-Server&gt;/odata/v2/ComplianceUserFormDataRowValue?\$expand=data&amp;\$format=json</code>

### Response

```
{
  "d": {
    "results": [
      {
        "__metadata": {
          "uri": "https://<API-Server>/odata/v2/ComplianceUserFormDataRowValue('56BD31FF5B7C4FBFB8409DFD8C32DF77')",
          "type": "SFOData.ComplianceUserFormDataRowValue"
        }
      }
    ]
  }
}
```

```

    },
    "id": "56BD31FF5E7C4FBFB8409DFD8C32DF77",
    "formId": "AUS_TFN_2020_V1",
    "country": "AUS",
    "documentFlowStatus": "COMPLETED",
    "processStatus": "COMPLETED",
    "year": "2020",
    "formVersion": "1",
    "initiatorId": "3690BEC901BC4953B88762E8B7B413A8",
    "dataLastModifiedBy": "AusDoc2",
    "createdDate": "/Date(1599475617000)/",
    "processId": "5BA90D2A0C134F70A8CC4FAB7A8A8BBD",
    "name": "{\\\"en_GB\\\":\\\"Tax File Number Declaration\\\"}",
    "state": null,
    "dataLastModifiedDate": "/Date(1599475782000)/",
    "user": "AusDoc2",
    "initiatorType": "ONBOARDING",
    "data": {
      "results": []
    }
  }
]
}
}

```

## Use Case 2: Fetching Compliance Data of All Users with Conditions on Filterable Properties

This use case is about fetching compliance data of users with specified criteria.

### Request

Operation	Query
HTTP Method	GET
URI	https://<API-Server>/odata/v2/ComplianceUserFormData? \$filter=documentFlowStatus eq 'COMPLETED' and country eq 'AUS' and formId eq 'AUS_TFN_2020_V1'&\$expand=data&\$format=json

### Response

```

{
  "d": {
    "results": [
      {
        "__metadata": {
          "uri": "https://<API-Server>/odata/v2/ComplianceUserFormData('EA0208BCD24744FDAE601AB750EED474')",
          "type": "SFOData.ComplianceUserFormData"
        },
        "id": "EA0208BCD24744FDAE601AB750EED474",
        "formId": "AUS_TFN_2020_V1",
        "country": "AUS",
        "documentFlowStatus": "COMPLETED",
        "processStatus": "COMPLETED",
        "year": "2020",

```

```

    "formVersion": "1",
    "initiatorId": "13167248C2594AE287E57A33B0EF464D",
    "dataLastModifiedBy": "testAus1",
    "createdDate": "/Date(1599450596000)/",
    "processId": "CCB0B96F3AE5417E8A4F476176C63681",
    "name": "{\"en_GB\":\"Tax File Number Declaration\"}",
    "state": null,
    "dataLastModifiedDate": "/Date(1599450817000)/",
    "user": "testAus1",
    "initiatorType": "ONBOARDING",
    "data": {
      "results": [
        {
          "__metadata": {
            "uri": "https://<API-SERVER>/odata/v2/
ComplianceFormDataFieldValue('AUS_EMP_NOM_BUSINESS_NAME')",
            "type": "SFOData.ComplianceFormDataFieldValue"
          },
          "id": "AUS_EMP_NOM_BUSINESS_NAME",
          "value": "SAP AUSTRALIA PTY LTD 2"
        }
      ]
    }
  }
}

```

### Use Case 3: Fetching Compliance Data of Specific User

This use case is about fetching the compliance data of a specific user.

#### Request

Operation	Query
HTTP Method	GET
URI	https://<API-Server>/odata/v2/ComplianceUserFormData? \$filter=user eq 'AusDoc2'&\$expand=data&\$format=json

#### Response

```

{
  "d": {
    "results": [
      {
        "__metadata": {
          "uri": "https://<API-Server>/odata/v2/
ComplianceUserFormData('56BD31FF5B7C4FBFB8409DFD8C32DF77')",
          "type": "SFOData.ComplianceUserFormData"
        },
        "id": "56BD31FF5B7C4FBFB8409DFD8C32DF77",
        "formId": "AUS_TFN_2020_V1",
        "country": "AUS",
        "documentFlowStatus": "COMPLETED",
        "processStatus": "COMPLETED",
        "year": "2020",
        "formVersion": "1",
        "initiatorId": "3690BEC901BC4953B88762E8B7B413A8",

```

```

    "dataLastModifiedBy": "AusDoc2",
    "createdDate": "/Date(1599475617000)/",
    "processId": "5BA90D2A0C134F70A8CC4FAB7A8A8BBD",
    "name": "{\"en_GB\": \"Tax File Number Declaration\"}",
    "state": null,
    "dataLastModifiedDate": "/Date(1599475782000)/",
    "user": "AusDoc2",
    "initiatorType": "ONBOARDING",
    "data": {
      "results": [
        {
          "__metadata": {
            "uri": "https://<API-SERVER>/odata/v2/ComplianceFormDataFieldValue('AUS_EMP_NOM_BUSINESS_NAME')",
            "type": "SFOData.ComplianceFormDataFieldValue"
          },
          "id": "AUS_EMP_NOM_BUSINESS_NAME",
          "value": "SAP AUSTRALIA PTY LTD 2"
        }
      ]
    }
  }
}

```

## Use Case 4: Fetching Compliance User Form Data

This use case is about fetching compliance-specific user form data with the ID key.

### Request

Operation	Query
HTTP Method	GET
URI	https://<API-Server>/odata/v2/ComplianceUserFormData('56BD31FF5B7C4FBFB8409DFD8C32DF77')?\$expand=data&\$format=json

### Response

```

{
  "d": {
    "__metadata": {
      "uri": "https://<API-Server>/odata/v2/ComplianceUserFormData('56BD31FF5B7C4FBFB8409DFD8C32DF77')",
      "type": "SFOData.ComplianceUserFormData"
    },
    "id": "56BD31FF5B7C4FBFB8409DFD8C32DF77",
    "formId": "AUS_TFN_2020_V1",
    "country": "AUS",
    "documentFlowStatus": "COMPLETED",
    "processStatus": "COMPLETED",
    "year": "2020",
    "formVersion": "1",
    "initiatorId": "3690BEC901BC4953B88762E8B7B413A8",
    "dataLastModifiedBy": "AusDoc2",
    "createdDate": "/Date(1599475617000)/",
    "processId": "5BA90D2A0C134F70A8CC4FAB7A8A8BBD",
  }
}

```

```

"name": "{\\\"en_GB\\\":\\\"Tax File Number Declaration\\\"}",
"state": null,
"dataLastModifiedDate": "/Date(1599475782000)/",
"user": "AusDoc2",
"initiatorType": "ONBOARDING",
"data": {
  "results": [
    {
      "__metadata": {
        "uri": "https://<API-Server>/odata/v2/
ComplianceFormDataFieldValue('AUS_TFN_RESIDENT_STATUS')",
        "type": "SFOData.ComplianceFormDataFieldValue"
      },
      "id": "AUS_TFN_RESIDENT_STATUS",
      "value": "R"
    },
    {
      "__metadata": {
        "uri": "https://<API-Server>/odata/v2/
ComplianceFormDataFieldValue('AUS_TFN_TAX_FREE_THRESHOLD')",
        "type": "SFOData.ComplianceFormDataFieldValue"
      },
      "id": "AUS_TFN_TAX_FREE_THRESHOLD",
      "value": "Y"
    },
    {
      "__metadata": {
        "uri": "https://<API-Server>/odata/v2/
ComplianceFormDataFieldValue('AUS_EMP_NOM_BUSINESS_NAME')",
        "type": "SFOData.ComplianceFormDataFieldValue"
      },
      "id": "AUS_EMP_NOM_BUSINESS_NAME",
      "value": "SAP AUSTRALIA PTY LTD 2"
    }
  ]
}
}
}

```

## Error Codes

Error	Description
COE_GENERAL_BAD_REQUEST	OData requests for entity 'ComplianceFormDataFieldValue' aren't supported. Use navigation 'data' of entity 'ComplianceUserFormData' instead

## Additional Information

- The maximum number of records returned in a single request is limited to 1000. To fetch more records in batches, use **top** and **skip** OData parameters.
- ComplianceFormDataFieldValue isn't queryable. Its count query will always be zero.
- Allowed filter operators are limited to: eq, ne, lt, gt, le, ge, and, or.

### Note

- You can't fetch the Form I-9 data using the ComplianceUserFormData entity. However, you can use this entity to fetch data collected for other compliance forms.
- You can't fetch the status for the document flow of Form I-9 using the ComplianceUserFormData entity. To know the document flow status of Form I-9, use the Stories in People Analytics. For details, refer to **Stories in People Analytics for Onboarding** in the **Related Information** section.

## Related Information

[SAP Business Accelerator Hub: ComplianceUserFormData](#)

### 9.9.3.10 ONB2DataCollectionUserConfig

The `ONB2DataCollectionUserConfig` entity allows you to work with custom `DataCollection` page entities for users. This entity is related to the `ONB2Process` object.

## Permissions

- [▶ Onboarding 2.0 or Offboarding 2.0 Object Permissions](#) ▶ [Onboarding data collection user configuration](#) ▶

## Supported Operations

Query

## Properties and Navigation Properties

This section lists only the properties and navigation properties that require special business logic, permission, or other additional information. For more information, refer to the API dictionary in [▶ Admin Center](#) ▶ [API Center](#) ▶ [OData API Data Dictionary](#) ▶ or the API metadata using query: `https://<api-server>/odata/v2/<Entity>/$metadata`.



## Properties

Property	Description
id	External code of the object.
process	Related ONB2Process.
createdBy	User who created the data collection object.
createdDateTime	Date and time when the data collection object was created.
lastModifiedBy	User who last modified the data collection object.
lastModifiedDateTime	Date and time when the data collection object was last modified.
subjectUser	The user whom the data collection object is associated with.

## Navigation Properties

Navigation Property	Related Entity	Description
createdByNav	User	Navigation to the user entity of the created user.
lastModifiedByNav	User	Navigation to the user entity of the last modified user.
processNav	ONB2Process	Navigation to the linked ONB2Process object.
subjectUserNav	User	Navigation to the user entity of the subject user.

## Use Case 1: Fetching Data from Custom Object

The following use case is about fetching data from a custom object for a given ONB2Process.

### Request

Operation	Query
HTTP Method	GET
URI	<code>https://&lt;API-Server&gt;/odata/v2/ONB2DataCollectionUserConfig?\$filter=process eq '296B8196C57A4E7EBA570A32DF886E97' &amp;\$format=json</code>

## Response

```
{
  "d": {
    "results": [
      {
        "__metadata": {
          "uri": "https://<API-Server>/odata/v2/
ONB2DataCollectionUserConfig('1FD42409D9A143388CBD53E09EA7D1E0')",
          "type": "SFOData.ONB2DataCollectionUserConfig"
        },
        "id": "1FD42409D9A143388CBD53E09EA7D1E0",
        "process": "296B8196C57A4E7EBA570A32DF886E97",
        "subjectUser": "2011023879",
        "cust_identityCard": {
          "__deferred": {
            "uri": "https://<API-Server>/odata/v2/
ONB2DataCollectionUserConfig('1FD42409D9A143388CBD53E09EA7D1E0')/cust_identityCard"
          }
        },
        "subjectUserNav": {
          "__deferred": {
            "uri": "https://<API-Server>/odata/v2/
ONB2DataCollectionUserConfig('1FD42409D9A143388CBD53E09EA7D1E0')/subjectUserNav"
          }
        },
        "cust_Parking": {
          "__deferred": {
            "uri": "https://<API-Server>/odata/v2/
ONB2DataCollectionUserConfig('1FD42409D9A143388CBD53E09EA7D1E0')/cust_Parking"
          }
        },
        "wfRequestNav": {
          "__deferred": {
            "uri": "https://<API-Server>/odata/v2/
ONB2DataCollectionUserConfig('1FD42409D9A143388CBD53E09EA7D1E0')/wfRequestNav"
          }
        },
        "processNav": {
          "__deferred": {
            "uri": "https://<API-Server>/odata/v2/
ONB2DataCollectionUserConfig('1FD42409D9A143388CBD53E09EA7D1E0')/processNav"
          }
        },
        "cust_transportAssociation": {
          "__deferred": {
            "uri": "https://<API-
Server>/odata/v2/ONB2DataCollectionUserConfig('1FD42409D9A143388CBD53E09EA7D1E0')/
cust_transportAssociation"
          }
        }
      }
    ]
  }
}
```

## Related Information

[SAP Business Accelerator Hub: ONB2DataCollectionUserConfig](#)

## 9.9.3.11 Function Import

### 9.9.3.11.1 createOnboarder

This function import enables you to create an onboarding external user record in the system with information collected from your external Applicant Tracking System (ATS). It also enables you to perform preliminary checks to understand if the onboarder is a new hire or a rehire and take actions as necessary.

#### Note

SAP SuccessFactors Onboarding supports both rehire on new employment and rehire with old employment information.

#### Note

If you want to create an onboarding external user record in the system with the information collected from your external ATS, it is recommended that you use the *createOnboarder* API instead of using the *ExternalUser* API.

## Permissions

Permission System	Required Settings
Role based	<a href="#">Manage On/Offboarding</a> > <a href="#">Initiate Onboarding API Permission</a>

## Supported Operations

HTTP Method: POST

Return Type: string

Support Payload: true

## Parameters

Parameter	Type	Description	Mandatory or Optional?
username	String	This parameter holds the user name of the onboarder and should be unique.	Mandatory

Parameter	Type	Description	Mandatory or Optional?
userId	String	This parameter holds the User ID of the onboarder and should be unique.	Mandatory
password	String	This parameter holds the default password generated by the system.	Optional
Email	String	This parameter holds the email ID of the onboarder.	Mandatory
<div style="background-color: #f0f0f0; padding: 5px; border: 1px solid #ccc;"> <p><b>Note</b></p> <p>The value should be in a valid email format.</p> </div>			
applicationId	String	This parameter holds the application ID of the onboarder, as generated from your external ATS.	Mandatory
shouldCreateNewHire	Boolean	This parameter holds a value that indicates whether the onboarder belongs to a new hire scenario.	Optional
isRehireOnOldEmployment	Boolean	This parameter holds a value that indicates whether the onboarder belongs to a rehire with old employment information scenario. If an old employment record associated with the onboarder is found, the employment is activated.	Optional
<div style="background-color: #f0f0f0; padding: 5px; border: 1px solid #ccc;"> <p><b>→ Recommendation</b></p> <p>If you want to rehire an applicant on old employment, we recommend you to use the <code>hireType</code> parameter instead of <code>isRehireOnOldEmployment</code>. For more details, see the <b>hireType</b> row and the recommendation in <b>Use Case 4: Create Onboarder as Rehire on Old Employment</b> available below.</p> </div>			

Parameter	Type	Description	Mandatory or Optional?
<code>userLocale</code>	String	<p>This parameter holds the custom locale value when onboarding an external new hire. The new hire can see this updated locale after successfully logging into Onboarding.</p> <p>To view the welcome email and the password reset page as per the locale selected by the new hire during candidate profile creation, create a rule and include it in the corresponding email templates.</p> <p>The welcome email and password reset page (when opened from the welcome email) will appear in the default language that is set in the <i>Default Language</i> field of <i>Company Settings</i> in Provisioning.</p> <div style="border: 1px solid #ccc; padding: 5px; margin-top: 10px;"> <p><b>Note</b></p> <p>If you do not pass a locale value or enter an incorrect locale value, then the application retains the company default locale.</p> </div> <div style="border: 1px solid #ccc; padding: 5px; margin-top: 10px;"> <p><b>Remember</b></p> <p>As a customer, you don't have access to Provisioning. To complete tasks in Provisioning, contact your implementation partner or Account Executive. For any non-implementation tasks, contact Product Support.</p> </div>	Optional
<code>internalUserId</code>	String	<p>This parameter holds a value for the internal user for whom legal entity transfer is intended.</p>	Optional

Parameter	Type	Description	Mandatory or Optional?
hireType	String	This parameter holds a value which can be selected based on the hire type requirement. Available options include: <ul style="list-style-type: none"> <li><a href="#">NEW_HIRE</a></li> <li><a href="#">REHIRE_NEW_EMPLOYMENT</a></li> <li><a href="#">REHIRE_OLD_EMPLOYMENT</a></li> <li><a href="#">LEGAL_ENTITY_TRANSFER_NEW_EMPLOYMENT</a></li> </ul>	Optional

## Use Case 1: Create an External User Record

As a part of this usecase, the API creates an external user record in the system. If successful, it creates an onboarding process ID required for initiating the onboarding process.

### Request

HTTP Method	POST
URI	<code>https://&lt;API-Server&gt;/odata/v2/createOnboardee</code>
Payload	<div style="border: 1px solid #ccc; padding: 10px; background-color: #f9f9f9;"> <p>↔ Sample Code</p> <pre>{   "userName": "AlbusD",   "userId": "1234567",   "email": "AlbusD@testCompany.com",   "password": "Password",   "applicationId": "12345" }</pre> </div>

### Response

<div style="border: 1px solid #ccc; padding: 10px; background-color: #f9f9f9;"> <p>↔ Sample Code</p> <pre>&lt;?xml version="1.0" encoding="utf-8"?&gt; &lt;d:createOnboardee xmlns:m="http://schemas.microsoft.com/ado/2007/08/dataservices/metadata" xmlns:d="http://schemas.microsoft.com/ado/2007/08/dataservices"&gt;9FA5F6976E4642D8BD4541D245AA924B&lt;/d:createOnboardee&gt;</pre> </div>
--

## Use Case 2: Check If the Onboarder Is a Rehire

The API checks if the onboarder is a rehire by verifying if the values that are already available in the system. The values supported to check for rehire are first name, last name, date of birth, and national ID details. If the details are available, a process ID is returned. This ID must be used in the following API request calls.

### Request

HTTP Method	POST
URI	https://<API-Server>/odata/v2/ createOnboarder
Payload	<div data-bbox="820 661 1425 1123"><p>↗ Sample Code</p><pre>{   "userId": "400011",   "email": "AlbusD@testCompany.com",   "userName": "RL11",   "password": "onb",   "applicationId": "TAL11",   "rehireCheckParams": {     "firstName": "Albus",     "lastName": "D",     "dateOfBirth": "1991-01-06",     "nationalIdDetails": {       "TFN": "121 323 123"     }   } }</pre></div>

### Response

<div data-bbox="191 1234 1425 1495"><p>↗ Sample Code</p><pre>&lt;?xml version="1.0" encoding="utf-8"?&gt; &lt;error xmlns="http://schemas.microsoft.com/ado/2007/08/dataservices/metadata"&gt;   &lt;code&gt;REHIRE_USER_FOUND&lt;/code&gt;   &lt;message lang="en-US"&gt;Matching User Id : TH123, User Status : terminated;&lt;/   message&gt; &lt;/error&gt;</pre></div>
---

## Use Case 3: Create Onboarder As Rehire

If the system finds the onboarder to be a rehire based on the specified criteria, the API can be used to create onboarder as a rehire candidate.

### Request

HTTP Method	POST
-------------	------

URI	https://<API-Server>/odata/v2/ createOnboarder
Payload	<pre> ↗ Sample Code  {   "userId": "400011",   "email": "AlbusD@testCompany.com",   "userName": "RL11",   "password": "onb",   "applicationId": "TAL10",   "rehireUser": "TH123" } </pre>

## Response

<pre> ↗ Sample Code  &lt;?xml version="1.0" encoding="utf-8"?&gt; &lt;d:createOnboarder xmlns:m="http://schemas.microsoft.com/ado/2007/08/dataservices/metadata" xmlns:d="http://schemas.microsoft.com/ado/2007/08/dataservices"&gt;3E2745238375404D864F001D6ACCC7CD&lt;/d:createOnboarder&gt; </pre>
---

## Use Case 4: Create Onboarder as Rehire on Old Employment

Use this API when an onboarder is created for the rehire based on the old employment.

### Request

HTTP Method	POST
URI	https://<API-Server>/odata/v2/ createOnboarder



Payload

#### Sample Code

```
{
  "userId": "INACTIVE_EMPLOYEE_USER_ID",
  "email": "EMAIL_ID",
  "password": "PASSWORD",
  "userName": "USERNAME",
  "applicationId": "APPLICATION_ID",
  "hireType": "REHIRE_OLD_EMPLOYMENT"
}
```

#### Recommendation

If you want to rehire an applicant on old employment, we recommend you to select [REHIRE\\_OLD\\_EMPLOYMENT](#) as the value for the `hireType` parameter instead of entering `true` as the value for the `isRehireOnOldEmployment` parameter.

## Response

#### Sample Code

```
<?xml version="1.0" encoding="utf-8"?>
<d:createOnboarder xmlns:m="http://schemas.microsoft.com/ado/2007/08/dataservices/metadata" xmlns:d="http://schemas.microsoft.com/ado/2007/08/dataservices">TGA5F6975E4642D8BD4541D255AG924C</d:createOnboarder>
```

## Use Case 5: Initiate Legal Entity Transfer for an Existing Employee

Use this API when you want to transfer an employee from one legal entity to another.

### Request

HTTP Method	POST
URI	<code>https://&lt;API-Server&gt;/odata/v2/createOnboarder</code>

Payload

#### Sample Code

```
{
  "userId": "400011",
  "email":
"AlbusD@testCompany.com",
  "password": "onb",
  "userName": "RL11",
  "applicationId": "TAL10",
  "hireType":
"LEGAL_ENTITY_TRANSFER_NEW_EMPL",
  "internalUserId": "1234"
}
```

## Response

#### Sample Code

```
<?xml version="1.0" encoding="utf-8"?>
<d:createOnboarder xmlns:m="http://schemas.microsoft.com/ado/2007/08/
dataservices/metadata" xmlns:d="http://schemas.microsoft.com/ado/2007/08/
dataservices">6FA56F6256E4665E8BD4541D876TA924B</d:createOnboarder>
```

## Error Codes

The API validates mandatory parameters and existing data for user. Following are the error codes generated if the validation fails.

Error Code	Description
MANDATORY_PARAMETERS_MISSING	userId or UserName or email or password is missing or empty in the function import parameters.
INVALID_EMAIL	The email provided isn't in the valid format.
USER_ID_EXISTS	A record already exists for the userId provided.
USER_NAME_EXISTS	A record already exists for the userName provided.

### 9.9.3.11.2 initiateOnboardingForUser

After an external user record is created and Employee Central data is added to the record, you can use this function import to initiate onboarding process from an external Application Tracking System. It modifies the ONB2Process and ONB2ProcessTrigger MDF objects.

#### Note

We support rehiring on new employment and rehiring on old employment from an external Application Tracking System.

All Employee Central entities (PerPerson, EmpJob, EmpEmployment) should be upserted prior to this call for new hires.

## Permissions

Permission System	Required Settings
Role based	<a href="#">Manage On/Offboarding2</a> > <a href="#">Initiate Onboarding API Permission</a>

## Supported Operations

HTTP Method: POST

Return Type: string

Support Payload: true

## Parameters

Parameter	Description	Mandatory or Optional?
userId	This parameter holds the User ID of the new hire for whom the Onboarding process needs to be initiated.	Mandatory
atsApplicationId	This parameter holds the application ID of the new hire, as generated from your external ATS.	Mandatory
startDate	The start date of the user provided in the datetime format. This would be the date when all Employee Central records of the external user are effective.	Mandatory

## Use Case: Initiating Onboarding process for external user

This use case is about initiating onboarding process for an external user. The use case validates mandatory parameters and existing data for the user. It creates necessary data for onboarding and triggers the BPE workflow for the onboarding process.

## Sample Request

HTTP Method	POST
URI	https://<API-Server>/odata/v2/initiateOnboardingForUser
Payload	<pre>{   "userId": "john",   "atsApplicationId": "john",   "startDate":     "2019-08-29T00:00:00" }</pre>

## Sample Response

<pre>{   "userId": "john",   "atsApplicationId": "john",   "startDate":     "2019-08-29T00:00:00" }</pre>
<pre>&lt;?xml version="1.0" encoding="utf-8"?&gt; &lt;d:initiateOnboardingForUser   xmlns:m="http://schemas.microsoft.com/ado/2007/08/dataservices/metadata"   xmlns:d="http://schemas.microsoft.com/ado/2007/08/ dataservices"&gt;9FA5F6976E4642D8BD4541D245AA924B &lt;/d:initiateOnboardingForUser&gt;</pre>
<p><b>Note</b></p> <p>The GUID in the response is the onboarding processId generated by the system.</p>

## Additional Information

The API validates mandatory parameters and existing data for user. Following are the error codes generated if the validation fails.

Error Code	Description
MANDATORY_PARAMETERS_MISSING	userId or startDate is missing or empty in the function import parameters.
NOT_ONB_EXTERNAL_USER	The userId provided is not an external user Id or of type onboarding.
EC_DATA_MISSING	There is no data available in employee central entities for the userId provided.
MANDATORY_FIELDS_MISSING	Data is not available for one of the following fields in Employee Central. <ul style="list-style-type: none"><li>personalInfo.first-name</li></ul>

Error Code	Description
OPEN_ONBOARDING_PROCESS_EXISTS	<ul style="list-style-type: none"> <li>personalInfo.last-name</li> <li>jobInfo.company and corresponding country</li> <li>jobInfo.manager-id</li> <li>employmentInfo.start-date</li> </ul> <p>A new onboarding process cannot be initiated as an open onboarding process already exists for the <code>userId</code> provided.</p>

### 9.9.3.11.3 updateFromExternalHrisONB

After a candidate is hired in the external Human Resources Information System (HRIS), you can use this function import to update the hiring data from the External HRIS system.

## Permissions

Permission System	Required Settings
Role based	<p>▶ <a href="#">Manage Onboarding 2.0 or Offboarding 2.0</a> ▶ <a href="#">Update New Hire Data for External HRIS</a> ▶</p> <div style="border: 1px solid #ccc; background-color: #f9f9f9; padding: 10px; margin-top: 10px;"> <p><b>Note</b></p> <p>Define the target population to ensure that the permission works optimally. For more information, refer to <a href="#">Assigning External User Target Populations to Responsible Users' Permission Role</a> topic.</p> </div>

## Supported Operations

HTTP Method: POST

Return Type: string

Support Payload: true

## Parameters

Parameter	Type	Description	Mandatory or Optional?
onbStableId	String	This parameter holds the master ID of the ONB2Process object of a new hire.	Mandatory
sourceOfRecord	String	This parameter holds the source of the record. <div data-bbox="818 604 1115 789"><p><b>Note</b></p><p>The value should be defined in the Source of Record picklist.</p></div>	Mandatory
hireStatus	String	This parameter holds the hire status of the candidate in the external Human Resource Information System. <div data-bbox="818 978 1115 1201"><p><b>Note</b></p><p>Only the 'HIRED' status from the external Human Resources Information System is supported.</p></div>	Mandatory
assignmentIdExternal	String	This parameter holds the external assignment ID.	Optional
personIdExternal	String	This parameter holds the external person ID.	Optional
userName	String	This parameter holds the user name of the new hire.	Mandatory

## Use Case: Updating Hiring Data from External HRIS

This use case is about updating the hiring data to SAP SuccessFactors Onboarding from an external Human Resources Information System. It updates an existing record of hiring data for a candidate.

### Sample Request

HTTP Method POST

URI

https://<API-Server>/odata/v2/  
updateFromExternalHrisONB

Payload

#### Sample Code

```
{
  "onbStableId":
  "D29528C23A034FFF935246661E5F7988",
  "hireStatus": "HIRED",
  "sourceOfRecord": "ONB",
  "userName": "extHrisInfoUser",
  "assignmentIdExternal":
  "extHrisInfoAssignExt005",
  "personIdExternal":
  "extHrisInfoPerExt005"
}
```

## Sample Response

#### Sample Code

```
<?xml version="1.0" encoding="utf-8"?>
<d:updateFromExternalHrisONB xmlns:m="http://schemas.microsoft.com/ado/2007/08/
dataservices/metadata"
xmlns:d="http://schemas.microsoft.com/ado/2007/08/dataservices">
This request carried out your requirements successfully.</
d:updateFromExternalHrisONB>
```

## Additional Information

The API validates the parameters and then adds or updates data. Following are the error codes generated if the validation fails.

Error Code	Description
ONB0001	<b>Onboarding 2.0</b> is not enabled in Provisioning.  → Remember As a customer, you don't have access to Provisioning. To complete tasks in Provisioning, contact your implementation partner or Account Executive. For any non-implementation tasks, contact Product Support.
ONB0002	The values provided for the mandatory parameters are invalid.
ONB0003	The <code>sourceOfRecord</code> value is invalid.
ONB0004	The values provided for the mandatory parameters are empty.
ONB0005	The <code>onbStableId</code> is invalid.

Error Code	Description
ONB0006	There's an existing record for the <code>personIdExternal</code> or <code>assignmentIdExternal</code> or <code>userName</code> in the system.
ONB0007	The candidate you're trying to hire isn't yet in Ready-to-Hire status.
ONB0008	Permission for accessing this API is missing. You do not have permission for invoking this API. Contact your system administrator to get the necessary permission.

## 9.10 Performance and Goals

### 9.10.1 Performance

#### 9.10.1.1 Performance Management Form Entities

Form APIs provide the ability to query and update forms that are created for Performance Management or 360 Reviews.

#### Context

Form OData APIs enable you to:

- Query a list of form templates.
- Query a list of user form folders.
- Query form details, including the User Info section, Objective section, Competency section, Summary section, and Signature section in the form.

Normal users can only access the forms in their folders. The users, who have form OData Admin permission, can access all the forms, even the ones that aren't in their folders. However, update operation is currently not supported.

You can also check a user's target population and make sure they can only access the forms, whose owners are in their target population.

#### Permissions

If you have the following form OData admin permissions, you will be allowed to query the form data, but you will not be able to edit, add, or delete form data. You can only access the folders and forms, whose owner is in your target population.



Permission System	Required Settings	Note
Role-Based Permissions	<p>► <a href="#">Manage Documents</a> ► <a href="#">Admin Access to Forms OData API</a> ►</p> <p>If you want to fetch the deleted forms, select <a href="#">Include Deleted forms in Forms ODATA API</a>.</p> <div style="border: 1px solid #ccc; padding: 5px; margin-top: 10px;"> <p><b>Note</b></p> <p>This permission works for the <code>FormHeader</code> API only. If you have the parent permission, <a href="#">Admin Access to Forms OData API</a>, but don't have the <a href="#">Include Deleted forms in Forms ODATA API</a> permission, you can use the <code>FormHeader</code> API to query active forms only. For other APIs, with the parent permission, you can query both active and deleted forms.</p> </div>	<p><a href="#">Admin Access to Forms OData API</a> allows you to query forms of all users, but this might be restricted by the specific form template permissions.</p>

### 9.10.1.1.1 FormHeader

You can use this entity to get the meta information of a specific form or a list of forms, for example, form data ID, start date, end date, and due date.

#### Permissions

For more information on permissions, see [Performance Management Form Entities \[page 2360\]](#).

#### Supported Operations

Operation	Description
Query	Query the meta information of a specific form or a list of forms. <code>FormHeader</code> , that is <code>formDataId</code> , is required for the query operation.

## Properties and Navigation Properties

Property	Description
formDataStatus	<p>The status of form data. The field takes one of the following values:</p> <ul style="list-style-type: none"><li>1: The form is in the modify stage.</li><li>2: The form is in the rejected state.</li><li>3: The form is in the completed stage.</li><li>4: The form is deleted by the user or admins.</li></ul> <div data-bbox="862 604 1427 884" style="border: 1px solid #ccc; background-color: #f9f9f9; padding: 10px;"><p><b>Note</b></p><p>To fetch the deleted forms, go to <a href="#">Admin Center</a> &gt; <a href="#">Manage Permission Roles</a> &gt; <a href="#">&lt;Permission&gt;</a> &gt; <a href="#">Administrator Permissions</a> and select <a href="#">Include Deleted forms in Forms ODATA API</a> under <a href="#">Manage Documents</a>.</p></div> <ul style="list-style-type: none"><li>5: The form is in the signature stage.</li><li>6</li></ul>

This section lists only the properties and navigation properties that require special business logic, permission, or other additional information. For more information, refer to the API dictionary in [Admin Center](#) > [API Center](#) > [OData API Data Dictionary](#) or the API metadata using query: `https://<api-server>/odata/v2/<Entity>/$metadata`.

## Use Case: Query the Meta Information of a Form

The following example shows how to query the meta information of a given form.

### Request

Operation	Query
HTTP Method	GET
URI	<code>http://&lt;api-server&gt;/odata/v2/FormHeader(272L)?\$format=json</code>

### Response

```
{
  "__metadata": {
    "uri": "https://<api-server>/odata/v2/FormHeader(272L)",
    "type": "SFOData.FormHeader"
  },
  "formDataId": "272",
  "formDataStatus": "1",
  "formReviewDueDate": "/Date(1468886399000+0000)/",
}
```

```

"formTemplateId": "849",
"formTemplateType": "Review",
"formReviewStartDate": "/Date(1420070400000+0000)/",
"formOriginator": "TALRAJI",
"formSubjectId": "Testuser3908",
"creationDate": "/Date(1467617058000+0000)/",
"formReviewEndDate": "/Date(1451606399000+0000)/",
"rating": "0",
"isRated": false,
"formLastModifiedDate": "/Date(1467617058000+0000)/",
"formTitle": "1608 for User3908 Test",
"formContents": {
  "__deferred": {
    "uri": "https://<api-server>/odata/v2/FormHeader(272L)/formContents"
  }
},
"formSubject": {
  "__deferred": {
    "uri": "https://<api-server>/odata/v2/FormHeader(272L)/formSubject"
  }
},
"formRouteMap": {
  "__deferred": {
    "uri": "https://<api-server>/odata/v2/FormHeader(272L)/formRouteMap"
  }
}
}

```

## Limitation

If you update the overall form rating to -1971 (Too New to Rate) or -1972 (Unrated) through the `FormUserRatingComment` entity, you get the rating as 0 when you query the `FormHeader` entity.

## Related Information

[SAP Business Accelerator Hub: FormHeader](#) 

### 9.10.1.1.2 FormFolder

You can use this entity to query a list of form folders, including inbox, en route, and completed folders.

## Permissions

For more information on permissions, see [Performance Management Form Entities \[page 2360\]](#).

## Supported Operations

Operation	Description
Query	Query a list of form folders.

## Properties and Navigation Properties

This section lists only the properties and navigation properties that require special business logic, permission, or other additional information. For more information, refer to the API dictionary in [Admin Center](#) [API Center](#) [OData API Data Dictionary](#) or the API metadata using query: `https://<api-server>/odata/v2/<Entity>/$metadata`.

## Use Case: Query Form Folders

The following example shows how to query a list of form folders in a system.

### Request

Operation	Query
HTTP Method	GET
URI	<code>http://&lt;api-server&gt;/odata/v2/FormFolder?\$format=json</code>

### Response

```
{
  "results": [
    {
      "__metadata": {
        "uri": "https://<api-server>/odata/v2/FormFolder(477L)",
        "type": "SFOData.FormFolder"
      },
      "folderId": "477",
      "folderName": "\\EMENTESTING\\",
      "userId": "hcheng",
      "forms": {
        "__deferred": {
          "uri": "https://<api-server>/odata/v2/FormFolder(477L)/forms"
        }
      }
    },
    {
      "__metadata": {
        "uri": "https://<api-server>/odata/v2/FormFolder(27L)",
        "type": "SFOData.FormFolder"
      },
      "folderId": "27",
      "folderName": "Completed",
      "userId": "hcheng",
    }
  ]
}
```

```

    "forms": {
      "__deferred": {
        "uri": "https://<api-server>/odata/v2/FormFolder(27L)/forms"
      }
    },
    {
      "__metadata": {
        "uri": "https://<api-server>/odata/v2/FormFolder(26L)",
        "type": "SFOData.FormFolder"
      },
      "folderId": "26",
      "folderName": "En Route",
      "userId": "hcheng",
      "forms": {
        "__deferred": {
          "uri": "https://<api-server>/odata/v2/FormFolder(26L)/forms"
        }
      }
    },
    {
      "__metadata": {
        "uri": "https://<api-server>/odata/v2/FormFolder(25L)",
        "type": "SFOData.FormFolder"
      },
      "folderId": "25",
      "folderName": "To-Do",
      "userId": "hcheng",
      "forms": {
        "__deferred": {
          "uri": "https://<api-server>/odata/v2/FormFolder(25L)/forms"
        }
      }
    },
    {
      "__metadata": {
        "uri": "https://<api-server>/odata/v2/FormFolder(383L)",
        "type": "SFOData.FormFolder"
      },
      "folderId": "383",
      "folderName": "Folder1",
      "userId": "hcheng",
      "forms": {
        "__deferred": {
          "uri": "https://<api-server>/odata/v2/FormFolder(383L)/forms"
        }
      }
    },
    {
      "__metadata": {
        "uri": "https://<api-server>/odata/v2/FormFolder(382L)",
        "type": "SFOData.FormFolder"
      },
      "folderId": "382",
      "folderName": "gggg1",
      "userId": "hcheng",
      "forms": {
        "__deferred": {
          "uri": "https://<api-server>/odata/v2/FormFolder(382L)/forms"
        }
      }
    }
  ]
}

```

## Related Information

[SAP Business Accelerator Hub: FormFolder](#) 

### 9.10.1.1.3 FormContent

You can use this entity to query the form content of Performance Management and 360 Reviews forms, for example, form data ID, form content ID, last modified date, and status.

## Permissions

For more information about permissions, see [Performance Management Form Entities \[page 2360\]](#).

## Supported Operations

Operation	Description
Query	Query the form content of a form. FormContentId and formDataId are required for the query operation.

## Properties and Navigation Properties

Property	Description
formContentId	Form content ID. This is a business key.
formDataId	Form data ID. This is a business key.
formSubjectId	Form subject ID.
lastModifiedDate	Last modified date and time with timezone information.

Property	Description
status	<p>Status of the form content. The status field takes one of the following values:</p> <ul style="list-style-type: none"> <li>-1: Indicates the draft status.</li> <li>3 (only for 360 Reviews): Indicates that the rater has completed their evaluation rating.</li> <li>6 (only for 360 Reviews): Indicates that the form is in the evaluation stage.</li> <li>7 (only for 360 Reviews): Indicates that the process owner can exclude a completed review from the overall rating calculation.</li> <li>8 (only for 360 Reviews): Indicates that the participant has declined the review.</li> <li>9 (only for 360 Reviews): Indicates that the process owner has removed a participant from the review.</li> <li>10: Indicates that the form owner has viewed the form in the Inbox.</li> <li>88 (only for 360 Reviews): A status exclusively for ad hoc forms. It indicates that the form was declined passively after reaching the due date.</li> </ul>

This section lists only the properties and navigation properties that require special business logic, permission, or other additional information. For more information, refer to the API dictionary in [Admin Center](#) [API Center](#) [OData API Data Dictionary](#) or the API metadata using query: `https://<api-server>/odata/v2/<Entity>/$metadata`.

## Use Case: Query Form Content

The following example shows how to query the form content of a given form.

### Request

Operation	Query
HTTP Method	GET
URI	<code>https://&lt;api-server&gt;/odata/v2/FormContent(formContentId=61L,formDataId=151L)?\$format=json</code>

### Response

```
{
  "d": {
    "__metadata": {
      "uri": "https://<api-server>/odata/v2/FormContent(formContentId=61L,formDataId=151L)",
      "type": "SFOData.FormContent"
    },
    "formContentId": "61",
    "formDataId": "151",
    "lastModifiedDate": "/Date(1495746637000+0000)/",
    "status": "-1",
    "folders": {
      "__deferred": {
        "uri": "https://<api-server>/odata/v2/FormContent(formContentId=61L,formDataId=151L)/folders"
      }
    }
  },
}
```

```

    "formHeader": {
      "__deferred": {
        "uri": "https://<api-server>/odata/v2/
FormContent(formContentId=61L,formDataId=151L)/formHeader"
      }
    },
    "pmReviewContentDetail": {
      "__deferred": {
        "uri": "https://<api-server>/odata/v2/
FormContent(formContentId=61L,formDataId=151L)/pmReviewContentDetail"
      }
    },
    "form360ReviewContentDetail": {
      "__deferred": {
        "uri": "https://<api-server>/odata/v2/
FormContent(formContentId=61L,formDataId=151L)/form360ReviewContentDetail"
      }
    }
  }
}

```

## Related Information

[SAP Business Accelerator Hub: FormContent](#)

### 9.10.1.1.4 FormPMReviewContentDetail

You can use this entity to get the basic information of different sections in Performance Management forms. The data of this entity comes from form content XML.

## Permissions

For more information about permissions, see [Performance Management Form Entities \[page 2360\]](#).

## Supported Operations

Operation	Description
Query	Query to identify a specific form. FormDataId and formContentId are required for the query operation.
Upsert	Update sections in a specific form. FormDataId and formContentId are required for the upsert operation. Other than these values, you need key property values and comment/rating key values of entities to be saved.



## Properties and Navigation Properties

This section lists only the properties and navigation properties that require special business logic, permission, or other additional information. For more information, refer to the API dictionary in [Admin Center](#) [API Center](#) [OData API Data Dictionary](#) or the API metadata using query: `https://<api-server>/odata/v2/<Entity>/$metadata`.

## Use Case 1: Query Different Sections of a Form

The following example shows how to query the basic information of different sections in a given form.

### Request

Operation	Query
HTTP Method	GET
URI	<code>https://&lt;api-server&gt;/odata/v2/ FormPMReviewContentDetail(formContentId=17617L,formDataId=7182L)? \$format=json</code>

### Response

```
{
  "d": {
    "__metadata": {
      "uri": "https://<api-server>/odata/v2/  
FormPMReviewContentDetail(formContentId=17617L,formDataId=7182L)",
      "type": "SFOData.FormPMReviewContentDetail"
    },
    "formContentId": "17617",
    "formDataId": "7182",
    "summarySection": {
      "__deferred": {
        "uri": "https://<api-server>/odata/v2/  
FormPMReviewContentDetail(formContentId=17617L,formDataId=7182L)/summarySection"
      }
    },
    "signatureSection": {
      "__deferred": {
        "uri": "https://<api-server>/odata/v2/  
FormPMReviewContentDetail(formContentId=17617L,formDataId=7182L)/signatureSection"
      }
    },
    "introductionSection": {
      "__deferred": {
        "uri": "https://<api-  
server>/odata/v2/FormPMReviewContentDetail(formContentId=17617L,formDataId=7182L)/  
introductionSection"
      }
    },
    "competencySections": {
      "__deferred": {
        "uri": "https://<api-server>/odata/v2/  
FormPMReviewContentDetail(formContentId=17617L,formDataId=7182L)/competencySections"
      }
    }
  }
}
```

```

    },
    "objectiveSections": {
      "__deferred": {
        "uri": "https://<api-server>/odata/v2/
FormPMReviewContentDetail(formContentId=17617L,formDataId=7182L)/objectiveSections"
      }
    },
    "userInformationSection": {
      "__deferred": {
        "uri": "https://<api-
server>/odata/v2/FormPMReviewContentDetail(formContentId=17617L,formDataId=7182L)/
userInformationSection"
      }
    }
  }
}

```

## Use Case 2: Update a Competency Rating Comment

The following example shows how to update a competency rating comment in a given form.

### Request

Operation	Upsert
HTTP Method	POST
URI	https://<api-server>/odata/v2/upsert

## Payload

### Sample Code

```
{
  "__metadata": {
    "uri":
"FormPMReviewContentDetail(formContentId=17549L,formDataId=7182L)",
    "type": "SFOData.FormPMReviewContentDetail"
  },
  "competencySections": [
    {
      "__metadata": {
        "uri":
"FormCompetencySection(formContentId=17549L,formDataId=7182L,sectionIndex=4)",
        "type": "SFOData.FormCompetencySection"
      },
      "selfRatingComment": {
        "__metadata": {
          "uri":
"FormUserRatingComment(formContentId=17549L,formDataId=7182L,itemId=-1L,ratingType='na',sectionIndex=4,userId=user1)",
          "type": "SFOData.FormUserRatingComment"
        },
        "commentKey": "wf_sect_4_sc_user1_c",
        "comment": "Section comment for role
specific competencies by manager"
      }
    }
  ]
}
```

## Response

```
{
  "d": [
    {
      "key": "FormPMReviewContentDetail/
formContentId=17549,FormPMReviewContentDetail/formDataId=7182",
      "status": "OK",
      "editStatus": "UPDATED",
      "message": null,
      "index": "0",
      "statusCode": "200",
      "inlineResults": null
    }
  ]
}
```

## Related Information

[SAP Business Accelerator Hub: FormPMReviewContentDetail](#)

## 9.10.1.1.5 FormTemplate

You can use this entity to query the basic information of form templates, for example, template ID and name.

### Permissions

For more information on permissions, see [Performance Management Form Entities \[page 2360\]](#).

### Supported Operations

Operation	Description
Query	Query the basic information of form templates.

### Properties and Navigation Properties

This section lists only the properties and navigation properties that require special business logic, permission, or other additional information. For more information, refer to the API dictionary in [Admin Center](#) [API Center](#) [OData API Data Dictionary](#) or the API metadata using query: `https://<api-server>/odata/v2/<Entity>/$metadata`.

### Use Case: Query the Basic Information of Form Templates

The following example shows how to query the basic information of form templates in a system.

#### Request

Operation	Query
HTTP Method	GET
URI	<code>http://&lt;api-server&gt;/odata/v2/FormTemplate?\$format=json</code>

#### Response

```
{
  "__metadata": {
    "uri": "https://<api-server>/odata/v2/FormTemplate(116L)",
    "type": "SFOData.FormTemplate"
  },
  "formTemplateId": "116",
  "formTemplateType": "Review",
}
```

```

    "formTemplateName": "AYT-6039",
    "associatedForms": {
      "__deferred": {
        "uri": "https://<api-server>/odata/v2/FormTemplate(116L)/
associatedForms"
      }
    }
  }
}

```

## Related Information

[SAP Business Accelerator Hub: FormTemplate](#)

### 9.10.1.1.6 FormCompetency

You can use this entity to get the basic information of competencies in Performance Management and 360 Reviews forms. The data of this entity comes from form content XML.

## Permissions

For more information on permissions, see [Performance Management Form Entities \[page 2360\]](#).

## Supported Operations

Operation	Description
Query	Query the basic information of competencies in a specific form. FormContentId, formDataId, itemId, and sectionIndex are required for the query operation.
Upsert	Update the self item comments, official ratings, and custom elements of competencies in a specific form.

#### Note

To update item comments in 360 Reviews forms, use self-RatingComment of FormCompetency. To update item ratings in 360 Reviews forms, use officialRating of FormCompetency.

## Properties and Navigation Properties

Property	Description
itemIndex	The order of a competency in a form. You can use this property to set the order of competencies in a form.

This section lists only the properties and navigation properties that require special business logic, permission, or other additional information. For more information, refer to the API dictionary in [Admin Center](#) [API Center](#) [OData API Data Dictionary](#) or the API metadata using query: `https://<api-server>/odata/v2/<Entity>/$metadata`.

### Use Case 1: Query the Basic Information of a Competency

The following example shows how to query the basic information of a competency in a given form.

#### Request

Operation	Query
HTTP Method	GET
URI	<code>http://&lt;api-server&gt;/odata/v2/ FormCompetency(formContentId=17617L,formDataId=7182L,itemId=7L,sectionIndex=4)? \$format=json</code>

#### Response

```
{
  "d": {
    "__metadata": {
      "uri": "https://<api-server>/odata/v2/  
FormCompetency(formContentId=17617L,formDataId=7182L,itemId=7L,sectionIndex=4)",
      "type": "SFOData.FormCompetency"
    },
    "sectionIndex": 4,
    "formContentId": "17617",
    "itemId": "7",
    "formDataId": "7182",
    "category": null,
    "weight": "10.0",
    "source": "",
    "description": "Builds customer confidence, is committed to  
increasing customer satisfaction, sets achievable customer expectations, assumes  
responsibility for solving customer problems, ensures commitments to customers are  
met, solicits opinions and ideas from customers, responds to internal customers.",
    "name": "Customer Focus",
    "weightKey": "wf_sect_4__c7_w",
    "expectedRating": "50.0%",
    "selfRatingComment": {
      "__deferred": {
        "uri": "https://<api-server>/odata/v2/  
FormCompetency(formContentId=17617L,formDataId=7182L,itemId=7L,sectionIndex=4)/  
selfRatingComment"
      }
    }
  }
}
```

```

    },
    "officialRating": {
      "__deferred": {
        "uri": "https://<api-server>/odata/v2/
FormCompetency(formContentId=17617L,formDataId=7182L,itemId=7L,sectionIndex=4)/
officialRating"
      }
    },
    "othersRatingComment": {
      "__deferred": {
        "uri": "https://<api-server>/odata/v2/
FormCompetency(formContentId=17617L,formDataId=7182L,itemId=7L,sectionIndex=4)/
othersRatingComment"
      }
    },
    "itemConfiguration": {
      "__deferred": {
        "uri": "https://<api-server>/odata/v2/
FormCompetency(formContentId=17617L,formDataId=7182L,itemId=7L,sectionIndex=4)/
itemConfiguration"
      }
    },
    "competencyBehaviors": {
      "__deferred": {
        "uri": "https://<api-server>/odata/v2/
FormCompetency(formContentId=17617L,formDataId=7182L,itemId=7L,sectionIndex=4)/
competencyBehaviors"
      }
    },
    "customElement": {
      "__deferred": {
        "uri": "https://<api-server>/odata/v2/
FormCompetency(formContentId=17617L,formDataId=7182L,itemId=7L,sectionIndex=4)/
customElement"
      }
    }
  }
}

```

## Use Case 2: Update the Official Rating of a Competency

The following example shows how to update the official rating of a given competency.

### Request

Operation	Upsert
HTTP Method	POST
URI	http://<api-server>/odata/v2/upsert

## Payload

```
{
  "__metadata": {
    "uri":
    "FormPMReviewContentDetail(formContentId=17534L,formDataId=7176L)",
    "type":
    "SFOData.FormPMReviewContentDetail"
  },
  "competencySections": [
    {
      "__metadata": {
        "uri":
        "FormCompetencySection(formContentId=17534L,formDataId=7176L,sectionIndex=3)",
        "type":
        "SFOData.FormCompetencySection"
      },
      "competencies": [
        {
          "__metadata": {
            "uri":
            "FormCompetency(formContentId=17534L,formDataId=7176L,itemId=17L,sectionIndex=3)",
            "type":
            "SFOData.FormCompetency"
          },
          "officialRating": {
            "__metadata": {
              "uri":
              "FormUserRatingComment(formContentId=17534L,formDataId=7176L,itemId=17L,ratingType='na',sectionIndex=3,userId='manager1')",
              "type":
              "SFOData.FormUserRatingComment"
            },
            "ratingKey":
            "wf_sect_3__c17_r",
            "rating": "4.0"
          }
        }
      ]
    }
  ]
}
```

## Response

```
{
  "d": [
    {
      "key": "FormPMReviewContentDetail/formContentId=17534,FormPMReviewContentDetail/formDataId=7176",
      "status": "OK",
      "editStatus": "UPDATED",
      "message": null,
      "index": "0",
      "httpCode": "200",
      "inlineResults": null
    }
  ]
}
```



## Related Information

[SAP Business Accelerator Hub: FormCompetency](#)

### 9.10.1.1.7 FormCompetencyBehavior

You can use this entity to get the basic information of competency behaviors in Performance Management and 360 Reviews forms. The data of this entity comes from form content XML.

## Permissions

For more information on permissions, see [Performance Management Form Entities \[page 2360\]](#).

## Supported Operations

Operation	Description
Query	Query to identify the basic information of competency behaviors in a specific form. FormDataId, formContentId, sectionIndex, itemId, and behaviorId are required for the query operation.
Upsert	Update the self item comments, official ratings, and custom elements of competency behaviors in a specific form. FormDataId, formContentId, sectionIndex, itemId, and behaviorId are required for the upsert operation. Other than these values, you need key property values and comment/rating key values of entities to be saved.

**Note**

To update item comments in 360 Reviews forms, use selfRatingComment of FormCompetencyBehavior. To update item ratings in 360 Reviews forms, use officialRating of FormCompetencyBehavior.

## Properties and Navigation Properties

This section lists only the properties and navigation properties that require special business logic, permission, or other additional information. For more information, refer to the API dictionary in [Admin Center](#) [API Center](#) [OData API Data Dictionary](#) or the API metadata using query: `https://<api-server>/odata/v2/<Entity>/$metadata`.

## Use Case 1: Query the Basic Information of a Competency Behavior

The following example shows how to query the basic information of a competency behavior.

### Request

Operation	Query
HTTP Method	GET
URI	<code>http://&lt;api-server&gt;/odata/v2/ FormCompetencyBehavior (formContentId=17536L,formDataId=7178L,sectionIndex=4,itemId=7L,behaviorId=46051) ? \$format=json</code>

### Response

```
{
  "d": {
    "__metadata": {
      "uri": "https://<api-server>/odata/v2/  
FormCompetencyBehavior(behaviorId=46051L,formContentId=17536L,formDataId=7178L,itemId=7L,sectionIndex=4)",
      "type": "SFOData.FormCompetencyBehavior"
    },
    "sectionIndex": 4,
    "formContentId": "17536",
    "behaviorId": "46051",
    "itemId": "7",
    "formDataId": "7178",
    "category": null,
    "weight": null,
    "description": "",
    "behaviorName": "Maintains customer commitments",
    "weightKey": null,
    "expectedRating": null,
    "selfRatingComment": {
      "__deferred": {
        "uri": "https://<api-server>/odata/v2/  
FormCompetencyBehavior(behaviorId=46051L,formContentId=17536L,formDataId=7178L,itemId=7L,sectionIndex=4)/selfRatingComment"
      }
    },
    "officialRating": {
      "__deferred": {
        "uri": "https://<api-server>/odata/v2/  
FormCompetencyBehavior(behaviorId=46051L,formContentId=17536L,formDataId=7178L,itemId=7L,sectionIndex=4)/officialRating"
      }
    },
    "othersRatingComment": {
      "__deferred": {
        "uri": "https://<api-server>/odata/v2/  
FormCompetencyBehavior(behaviorId=46051L,formContentId=17536L,formDataId=7178L,itemId=7L,sectionIndex=4)/othersRatingComment"
      }
    }
  }
}
```

## Use Case 2: Update a Behavior Rating Comment

The following example shows how to update the rating comment of a competency behavior.

### Request

Operation	Upsert
HTTP Method	POST
URI	http://<api-server>/odata/v2/upsert
Payload	<pre>{   "__metadata": {     "uri": "https://&lt;api-server&gt;/ odata/v2/ FormCompetency(formContentId=17536L,form DataId=7178L,itemId=7L,sectionIndex=4)",     "type": "SFOData.FormCompetency"   },   "competencyBehaviors": {     "results": [       {         "__metadata": {           "uri": "https:// &lt;api-server&gt;/odata/v2/ FormCompetencyBehavior(behaviorId=46051L ,formContentId=17536L,formDataId=7178L,i temId=7L,sectionIndex=4)",           "type": "SFOData.FormCompetencyBehavior"         },         "selfRatingComment": {           "__metadata": {             "uri": "https:// &lt;api-server&gt;/odata/v2/ FormBehaviorRatingComment(behaviorId=460 51L,formContentId=17536L,formDataId=7178 L,itemId=7L,ratingType='na',sectionIndex =4,userId='user1')",             "type": "SFOData.FormBehaviorRatingComment"           },           "commentKey": "wf_sect_4__c7_46051_br",           "comment": "Five Star - Updated from API "         }       }     ]   } }</pre>

### Response

<pre>{   "d": [     {       "key": " FormCompetency/formContentId=17536,FormCompetency/ formDataId=7178,FormCompetency/sectionIndex=4,FormCompetency/itemId=7",       "status": "OK",       "editStatus": "UPDATED",       "message": null,     }   ] }</pre>
---

```
    "index": "0",
    "statusCode": "200",
    "inlineResults": null
  }
}
```

## Related Information

[SAP Business Accelerator Hub: FormCompetencyBehavior](#)

### 9.10.1.1.8 FormCompetencySection

You can use this entity to get the basic information of competency sections in Performance Management and 360 Reviews forms. The data of this entity comes from form content XML.

## Permissions

For more information on permissions, see [Performance Management Form Entities \[page 2360\]](#).

## Supported Operations

Operation	Description
Query	Query to identify a competency section in a specific form. FormDataId, formContentId, and sectionIndex are required for the query operation.
Upsert	Update the self item comments, official ratings, and custom elements of competencies in a specific form. FormDataId, formContentId, and sectionIndex are required for the upsert operation. Other than these values, you need key property values and comment/rating key values of entities to be saved.

## Properties and Navigation Properties

This section lists only the properties and navigation properties that require special business logic, permission, or other additional information. For more information, refer to the API dictionary in [Admin Center](#) [API Center](#) [OData API Data Dictionary](#) or the API metadata using query: `https://<api-server>/odata/v2/<Entity>/$metadata`.

## Use Case 1: Query the Basic Information of a Competency Section

The following example shows how to query the basic information of a competency section.

### Request

Operation	Query
HTTP Method	GET
URI	<code>http://&lt;api-server&gt;/odata/v2/ FormCompetencySection(formContentId=17476L, formDataId=7153L,sectionIndex=3)? \$format=json</code>

### Response

```
{
  "d": {
    "__metadata": {
      "uri": "https://<api-server>/odata/v2/  
FormCompetencySection(formContentId=17476L,formDataId=7153L,sectionIndex=3)",
      "type": "SFOData.FormCompetencySection"
    },
    "sectionIndex": 3,
    "formContentId": "17476",
    "formDataId": "7153",
    "sectionDescription": "",
    "sectionWeightKey": "wf_sect_3_sectionWeight",
    "sectionWeight": "30.0",
    "sectionName": "Competencies",
    "sectionConfiguration": {
      "__deferred": {
        "uri": "https://<api-server>/odata/v2/  
FormCompetencySection(formContentId=17476L,formDataId=7153L,sectionIndex=3)/  
sectionConfiguration"
      }
    },
    "selfRatingComment": {
      "__deferred": {
        "uri": "https://<api-server>/odata/v2/  
FormCompetencySection(formContentId=17476L,formDataId=7153L,sectionIndex=3)/  
selfRatingComment"
      }
    },
    "competencies": {
      "__deferred": {
        "uri": "https://<api-server>/odata/v2/  
FormCompetencySection(formContentId=17476L,formDataId=7153L,sectionIndex=3)/  
competencies"
      }
    },
    "othersRatingComment": {
      "__deferred": {
        "uri": "https://<api-server>/odata/v2/  
FormCompetencySection(formContentId=17476L,formDataId=7153L,sectionIndex=3)/  
othersRatingComment"
      }
    }
  }
}
```

## Use Case 2: Update the Rating Comment of a Competency Section

The following example shows how to update the rating comment of a competency section.

### Request

Operation	Upsert
HTTP Method	POST
URI	http://<api-server>/odata/v2/upsert
Payload	<pre>{   "__metadata": {     "uri":     "FormPMReviewContentDetail(formContentId=17549L,formDataId=7182L)",     "type":     "SFOData.FormPMReviewContentDetail"   },   "competencySections": [     {       "__metadata": {         "uri":         "FormCompetencySection(formContentId=17549L,formDataId=7182L,sectionIndex=4)",         "type":         "SFOData.FormCompetencySection"       },       "selfRatingComment": {         "__metadata": {           "uri":           "FormUserRatingComment(formContentId=17549L,formDataId=7182L,itemId=-1L,ratingType='na',sectionIndex=4,userId='manager1')",           "type":           "SFOData.FormUserRatingComment"         },         "commentKey":         "wf_sect_4_sc_manager1_c",         "comment": "Section comment for role specific competencies by Manager"       }     }   ] }</pre>

### Response

<pre>{   "d": [     {       "key": "FormPMReviewContentDetail/ formContentId=17549,FormPMReviewContentDetail/formDataId=7182",       "status": "OK",       "editStatus": "UPDATED",       "message": null,       "index": "0",       "httpCode": "200",       "inlineResults": null     }   ] }</pre>
---

```
} ]
```

## Related Information

[SAP Business Accelerator Hub: FormCompetencySection](#)

### 9.10.1.1.9 FormBehaviorRatingComment

You can use this entity to get and update the ratings and comments of competency behaviors in Performance Management and 360 Reviews forms. The data of this entity comes from form content XML.

## Permissions

For more information on permissions, see [Performance Management Form Entities \[page 2360\]](#).

## Supported Operations

Operation	Description
Query	Query to identify a specific user's rating and comment of a competency behavior. FormDataId, formContentId, sectionIndex, itemId, userId, ratingType, and behaviorId are required for the query operation.
Upsert	Update a specific user's rating and comment of a competency behavior.

## Properties and Navigation Properties

This section lists only the properties and navigation properties that require special business logic, permission, or other additional information. For more information, refer to the API dictionary in [Admin Center](#) [API Center](#) [OData API Data Dictionary](#) or the API metadata using query: `https://<api-server>/odata/v2/<Entity>/$metadata`.

## Use Case 1: Query the Self Rating and Comment of a Competency Behavior

The following example shows how to query a specific user's self rating and comment of a competency behavior.

## Request

Operation	Query
HTTP Method	GET
URI	<code>http://&lt;api-server&gt;/odata/v2/ FormBehaviorRatingComment(formContentId=17536L,formDataId=7178L,behaviorId=46051L,itemId=7L,ratingType='na',sectionIndex=4,userId='user1')?\$format=json</code>

## Response

```
{
  "d": {
    "__metadata": {
      "uri": "https://<api-server>/odata/v2/  
FormBehaviorRatingComment(behaviorId=46051L,formContentId=17536L,formDataId=7178L,itemId=7L,ratingType='na',sectionIndex=4,userId='user1')",
      "type": "SFOData.FormBehaviorRatingComment"
    },
    "sectionIndex": 4,
    "formContentId": "17536",
    "userId": "user1",
    "ratingType": "na",
    "behaviorId": "46051",
    "itemId": "7",
    "formDataId": "7178",
    "ratingPermission": "write",
    "commentLabel": "Subjects Comments",
    "lastName": "User LN",
    "commentKey": "wf_sect_4__c46051_cmt_user1_c",
    "textRating": "4.0 - 4",
    "ratingKey": "wf_sect_4__c46051_cmt_user1_",
    "ratingLabel": "Rating",
    "rating": "4.0",
    "fullName": "User Name",
    "commentPermission": "write",
    "firstName": "User FN",
    "comment": "Five Star - Updated from API Testing"
  }
}
```

## Use Case 2: Update the Rating Comment of a Competency Behavior

The following example shows how to update a specific user's rating comment of a competency behavior.

## Request

Operation	Upsert
HTTP Method	POST
URI	<code>http://&lt;api-server&gt;/odata/v2/upsert</code>



## Payload

```
{
  "__metadata": {
    "uri": "https://<api-server>/
odata/v2/
FormCompetency(formContentId=17536L,form
DataId=7178L,itemId=7L,sectionIndex=4)",
    "type": "SFOData.FormCompetency"
  },
  "competencyBehaviors": {
    "results": [
      {
        "__metadata": {
          "uri": "https://
<api-server>/odata/v2/
FormCompetencyBehavior(behaviorId=46051L
,formContentId=17536L,formDataId=7178L,i
temId=7L,sectionIndex=4)",
          "type":
"SFOData.FormCompetencyBehavior"
        },
        "selfRatingComment": {
          "__metadata": {
            "uri": "https://
<api-server>/odata/v2/
FormBehaviorRatingComment(behaviorId=460
51L,formContentId=17536L,formDataId=7178
L,itemId=7L,ratingType='na',sectionIndex
=4,userId='user1')",
            "type":
"SFOData.FormBehaviorRatingComment"
          },
          "commentKey":
"wf_sect_4__c7_46051_br",
          "comment": "Five
Star - Updated from API "
        }
      }
    ]
  }
}
```

## Response

```
{
  "d": [
    {
      "key": " FormCompetency/formContentId=17536,FormCompetency/
formDataId=7178,FormCompetency/sectionIndex=4,FormCompetency/itemId=7",
      "status": "OK",
      "editStatus": "UPDATED",
      "message": null,
      "index": "0",
      "httpCode": "200",
      "inlineResults": null
    }
  ]
}
```

## Related Information

[SAP Business Accelerator Hub: FormBehaviorRatingComment](#)

### 9.10.1.1.10 FormObjective

You can use this entity to get and update the basic information of objectives in Performance Management forms. The data of this entity comes from form content XML.

## Permissions

For more information on permissions, see [Performance Management Form Entities \[page 2360\]](#).

## Supported Operations

Operation	Description
Query	Query the basic information of objectives in a specific form. FormContentId, FormDataId, sectionIndex, and itemId are required for the query operation.
Upsert	Update the self rating comment, official rating, and custom element of objectives in a specific form.

## Properties and Navigation Properties

Navigation Property	Related Entity	Description
comments	FormObjectiveComment	Navigation to the FormObjectiveComment entity
customElement	FormCustomElement	Navigation to the FormCustomElement entity
itemConfiguration	FormItemConfiguration	Navigation to the FormItemConfiguration entity
objectiveDetails	FormObjectiveDetails	Navigation to the FormObjectiveDetails entity
officialRating	FormUserRatingComment	Navigation to the FormUserRatingComment entity

Navigation Property	Related Entity	Description
otherDetails	FormObjectiveOtherDetails	Navigation to the FormObjectiveOtherDetails entity
othersRatingComment	FormUserRatingComment	Navigation to the FormUserRatingComment entity
selfRatingComment	FormUserRatingComment	Navigation to the FormUserRatingComment entity
metricLookupTables	FormObjectiveDetails	Currently, this navigation property is not supported.
milestones	FormObjectiveDetails	Currently, this navigation property is not supported.
targets	FormObjectiveDetails	Currently, this navigation property is not supported.
tasks	FormObjectiveDetails	Currently, this navigation property is not supported.

This section lists only the properties and navigation properties that require special business logic, permission, or other additional information. For more information, refer to the API dictionary in [Admin Center](#) [API Center](#) [OData API Data Dictionary](#) or the API metadata using query: `https://<api-server>/odata/v2/<Entity>/$metadata`.

## Use Case 1: Query the Basic Information of an Objective

The following example shows how to query the basic information of an objective in a given form.

### Request

Operation	Query
HTTP Method	GET
URI	<code>http://&lt;api-server&gt;/odata/v2/FormObjective(formContentId=17476L,formDataId=7153L,itemId=4930L,sectionIndex=2)?\$format=json</code>

### Response

```
{
  "d": {
    "__metadata": {
      "uri": "https://<api-server>/odata/v2/FormObjective(formContentId=17476L,formDataId=7153L,itemId=4930L,sectionIndex=2)",
      "type": "SFOData.FormObjective"
    },
    "sectionIndex": 2,
    "formContentId": "17476",
    "itemId": "4930",
    "formDataId": "7153",
  }
}
```

```

    "weight": null,
    "done": "0.0",
    "state": null,
    "stateColor": null,
    "category": "Customer",
    "metric": "dsd",
    "name": "d",
    "weightKey": null,
    "officialRating": {
      "__deferred": {
        "uri": "https://<api-server>/odata/v2/
FormObjective(formContentId=17476L,formDataId=7153L,itemId=4930L,sectionIndex=2)/
officialRating"
      }
    },
    "tasks": {
      "__deferred": {
        "uri": "https://<api-server>/odata/v2/
FormObjective(formContentId=17476L,formDataId=7153L,itemId=4930L,sectionIndex=2)/
tasks"
      }
    },
    "othersRatingComment": {
      "__deferred": {
        "uri": "https://<api-server>/odata/v2/
FormObjective(formContentId=17476L,formDataId=7153L,itemId=4930L,sectionIndex=2)/
othersRatingComment"
      }
    },
    "itemConfiguration": {
      "__deferred": {
        "uri": "https://<api-server>/odata/v2/
FormObjective(formContentId=17476L,formDataId=7153L,itemId=4930L,sectionIndex=2)/
itemConfiguration"
      }
    },
    "objectiveDetails": {
      "__deferred": {
        "uri": "https://<api-server>/odata/v2/
FormObjective(formContentId=17476L,formDataId=7153L,itemId=4930L,sectionIndex=2)/
objectiveDetails"
      }
    },
    "customElement": {
      "__deferred": {
        "uri": "https://<api-server>/odata/v2/
FormObjective(formContentId=17476L,formDataId=7153L,itemId=4930L,sectionIndex=2)/
customElement"
      }
    },
    "milestones": {
      "__deferred": {
        "uri": "https://<api-server>/odata/v2/
FormObjective(formContentId=17476L,formDataId=7153L,itemId=4930L,sectionIndex=2)/
milestones"
      }
    },
    "selfRatingComment": {
      "__deferred": {
        "uri": "https://<api-server>/odata/v2/
FormObjective(formContentId=17476L,formDataId=7153L,itemId=4930L,sectionIndex=2)/
selfRatingComment"
      }
    },
    "targets": {
      "__deferred": {

```

```

        "uri": "https://<api-server>/odata/v2/
FormObjective(formContentId=17476L,formDataId=7153L,itemId=4930L,sectionIndex=2)/
targets"
      }
    },
    "metricLookupTables": {
      "__deferred": {
        "uri": "https://<api-server>/odata/v2/
FormObjective(formContentId=17476L,formDataId=7153L,itemId=4930L,sectionIndex=2)/
metricLookupTables"
      }
    }
  }
}

```

## Use Case 2: Update the Self Rating and Comment of an Objective

The following example shows how to update the self rating and comment of an objective in a given form.

### Request

Operation	Upsert
HTTP Method	POST
URI	https://<api-server>/odata/v2/upsert

## Payload

```
{
  "__metadata": {
    "uri":
    "FormPMReviewContentDetail(formContentId=17534L,formDataId=7176L)",
    "type":
    "SFOData.FormPMReviewContentDetail"
  },
  "objectiveSections": [
    {
      "__metadata": {
        "uri":
        "FormObjectiveSection(formContentId=17534L,formDataId=7176L,sectionIndex=2)",
        "type":
        "SFOData.FormObjectiveSection"
      },
      "objectives": [
        {
          "__metadata": {
            "uri":
            "FormObjective(formContentId=17534L,formDataId=7176L,itemId=4872L,sectionIndex=2)",
            "type":
            "SFOData.FormObjective"
          },
          "selfRatingComment": {
            "__metadata": {
              "uri":
              "FormUserRatingComment(formContentId=17534L,formDataId=7176L,itemId=4872L,ratingType='na',sectionIndex=2,userId='manager1')",
              "type":
              "SFOData.FormUserRatingComment"
            },
            "ratingKey":
            "wf_sect_2_o_0_cmt_manager1_",
            "rating": "4.0",
            "commentKey":
            "wf_sect_2_o_0_cmt_manager1_c",
            "comment": "TGM goal Manager comment"
          }
        }
      ]
    }
  ]
}
```

## Response

```
{
  "d": [
    {
      "key": "FormPMReviewContentDetail/formContentId=17534,FormPMReviewContentDetail/formDataId=7176",
      "status": "OK",
      "editStatus": "UPDATED",
      "message": null,
      "index": "0",
      "httpCode": "200",
      "inlineResults": null
    }
  ]
}
```

```
}
  ]
}
```

## Use Case 3: Retrieve Objective Details from FormObjective

The following example shows how to retrieve the detailed information of an objective from FormObjective.

### Request

Operation	Query
HTTP Method	GET
URI	<code>https://&lt;api-server&gt;/odata/v2/ FormObjective(formContentId=728L,formDataI d=955L,sectionIndex=2,itemId=502L)? \$expand=objectiveDetails</code>

### Response

```
{
  "d": {
    "__metadata": {
      "uri": "https://<api-server>/odata/v2/  
FormObjective(formContentId=17476L,formDataId=7153L,itemId=4930L,sectionIndex=2)",
      "type": "SFOData.FormObjective"
    },
    "sectionIndex": 2,
    "formContentId": "17476",
    "itemId": "4930",
    "formDataId": "7153",
    "weight": null,
    "done": "0.0",
    "state": null,
    "stateColor": null,
    "category": "Customer",
    "metric": "dsd",
    "name": "d",
    "weightKey": null,
    "officialRating": {
      "__deferred": {
        "uri": "https://<api-server>/odata/v2/  
FormObjective(formContentId=17476L,formDataId=7153L,itemId=4930L,sectionIndex=2)/  
officialRating"
      }
    },
    "othersRatingComment": {
      "__deferred": {
        "uri": "https://<api-server>/odata/v2/  
FormObjective(formContentId=17476L,formDataId=7153L,itemId=4930L,sectionIndex=2)/  
othersRatingComment"
      }
    },
    "itemConfiguration": {
      "__deferred": {
        "uri": "https://<api-server>/odata/v2/  
FormObjective(formContentId=17476L,formDataId=7153L,itemId=4930L,sectionIndex=2)/  
itemConfiguration"
      }
    }
  },
}
```

```

    "objectiveDetails": {
      "results": [
        {
          "__metadata": {
            "uri": "https://<api-server>/odata/v2/
FormObjectiveDetails(formContentId=17476L,formDataId=7153L,itemId=4930L,sectionIndex
=2,type=0)",
            "type": "SFOData.FormObjectiveDetails"
          },
          "sectionIndex": 2,
          "formContentId": "17476",
          "type": 0,
          "itemId": "4930",
          "formDataId": "7153",
          "fieldId": "name",
          "value": "d"
        },
        {
          "__metadata": {
            "uri": "https://<api-server>/odata/v2/
FormObjectiveDetails(formContentId=17476L,formDataId=7153L,itemId=4930L,sectionIndex
=2,type=0)",
            "type": "SFOData.FormObjectiveDetails"
          },
          "sectionIndex": 2,
          "formContentId": "17476",
          "type": 0,
          "itemId": "4930",
          "formDataId": "7153",
          "fieldId": "metric",
          "value": "dsd"
        },
        {
          "__metadata": {
            "uri": "https://<api-server>/odata/v2/
FormObjectiveDetails(formContentId=17476L,formDataId=7153L,itemId=4930L,sectionIndex
=2,type=0)",
            "type": "SFOData.FormObjectiveDetails"
          },
          "sectionIndex": 2,
          "formContentId": "17476",
          "type": 0,
          "itemId": "4930",
          "formDataId": "7153",
          "fieldId": "state",
          "value": "Not Started"
        },
        {
          "__metadata": {
            "uri": "https://<api-server>/odata/v2/
FormObjectiveDetails(formContentId=17476L,formDataId=7153L,itemId=4930L,sectionIndex
=2,type=0)",
            "type": "SFOData.FormObjectiveDetails"
          },
          "sectionIndex": 2,
          "formContentId": "17476",
          "type": 0,
          "itemId": "4930",
          "formDataId": "7153",
          "fieldId": "start",
          "value": "01/01/2010"
        },
        {
          "__metadata": {
            "uri": "https://<api-server>/odata/v2/
FormObjectiveDetails(formContentId=17476L,formDataId=7153L,itemId=4930L,sectionIndex
=2,type=0)",
            "type": "SFOData.FormObjectiveDetails"
          }
        }
      ]
    }

```



```

    },
    "sectionIndex": 2,
    "formContentId": "17476",
    "type": 0,
    "itemId": "4930",
    "formDataId": "7153",
    "fieldId": "due",
    "value": "12/31/2010"
  },
  {
    "__metadata": {
      "uri": "https://<api-server>/odata/v2/
FormObjectiveDetails(formContentId=17476L,formDataId=7153L,itemId=4930L,sectionIndex
=2,type=0)",
      "type": "SFOData.FormObjectiveDetails"
    },
    "sectionIndex": 2,
    "formContentId": "17476",
    "type": 0,
    "itemId": "4930",
    "formDataId": "7153",
    "id": "done",
    "value": "0.0%"
  },
  {
    "__metadata": {
      "uri": "https://<api-server>/odata/v2/
FormObjectiveDetails(formContentId=17476L,formDataId=7153L,itemId=4930L,sectionIndex
=2,type=0)",
      "type": "SFOData.FormObjectiveDetails"
    },
    "sectionIndex": 2,
    "formContentId": "17476",
    "type": 0,
    "itemId": "4930",
    "formDataId": "7153",
    "fieldId": "weight",
    "value": "0.000"
  },
  {
    "__metadata": {
      "uri": "https://<api-server>/odata/v2/
FormObjectiveDetails(formContentId=17476L,formDataId=7153L,itemId=4930L,sectionIndex
=2,type=0)",
      "type": "SFOData.FormObjectiveDetails"
    },
    "sectionIndex": 2,
    "formContentId": "17476",
    "type": 0,
    "itemId": "4930",
    "formDataId": "7153",
    "fieldId": "actual-achievement",
    "value": ""
  },
  {
    "__metadata": {
      "uri": "https://<api-server>/odata/v2/
FormObjectiveDetails(formContentId=17476L,formDataId=7153L,itemId=4930L,sectionIndex
=2,type=0)",
      "type": "SFOData.FormObjectiveDetails"
    },
    "sectionIndex": 2,
    "formContentId": "17476",
    "type": 0,
    "itemId": "4930",
    "formDataId": "7153",
    "fieldId": "rating",
    "value": ".00"
  }

```

```

    }
  ],
  "customElement": {
    "__deferred": {
      "uri": "https://<api-server>/odata/v2/
FormObjective(formContentId=17476L,formDataId=7153L,itemId=4930L,sectionIndex=2)/
customElement"
    }
  },
  "selfRatingComment": {
    "__deferred": {
      "uri": "https://<api-server>/odata/v2/
FormObjective(formContentId=17476L,formDataId=7153L,itemId=4930L,sectionIndex=2)/
selfRatingComment"
    }
  }
}
}
}
}

```

## Related Information

[SAP Business Accelerator Hub: FormObjective](#)

### 9.10.1.1.11 FormObjectiveDetails

You can use this entity to query the detailed information of objectives in Performance Management forms. The data of this entity comes from form content XML.

## Permissions

For more information on permissions, see [Performance Management Form Entities \[page 2360\]](#).

## Supported Operations

Operation	Description
Query	Query to identify the detailed information of a specific objective in a specific form. FormDataId, formContentId, sectionIndex, itemId, and type are required for the query operation.

#### Note

Currently, type=1/2/3/4 is not supported.

## Properties and Navigation Properties

This section lists only the properties and navigation properties that require special business logic, permission, or other additional information. For more information, refer to the API dictionary in [Admin Center](#) [API Center](#) [OData API Data Dictionary](#) or the API metadata using query: `https://<api-server>/odata/v2/<Entity>/$metadata`.

## Use Case: Query the Detailed Information of an Objective

The following example shows how to query the detailed information of a specific objective in a given form.

### Request

Operation	Query
HTTP Method	GET
URI	<code>https://&lt;api-server&gt;/odata/v2/FormObjectiveDetails(formContentId=18442L,formDataId=10520L,itemId=4524L,sectionIndex=3,type=0)?\$format=json</code>

### Response

```
{
  "d": {
    "__metadata": {
      "uri": "https://<api-server>/odata/v2/FormObjectiveDetails(formContentId=18442L,formDataId=10520L,itemId=4524L,sectionIndex=3,type=0)",
      "type": "SFOData.FormObjectiveDetails"
    },
    "sectionIndex": 3,
    "formContentId": "18442",
    "type": 0,
    "itemId": "4524",
    "formDataId": "10520",
    "value": "Персональная цель",
    "label": "Категория",
    "fieldId": "TargetTeamOrPrivate",
    "fieldDataType": "enum"
  }
}
```

## Related Information

[SAP Business Accelerator Hub: FormObjectiveDetails](#)

## 9.10.1.1.12 FormObjectiveSection

You can use this entity to get the basic information of goal sections in Performance Management and 360 Reviews forms. The data of this entity comes from form content XML.

### Permissions

For more information on permissions, see [Performance Management Form Entities \[page 2360\]](#).

### Supported Operations

Query

### Properties and Navigation Properties

This section lists only the properties and navigation properties that require special business logic, permission, or other additional information. For more information, refer to the API dictionary in [Admin Center](#) [API Center](#) [OData API Data Dictionary](#) or the API metadata using query: `https://<api-server>/odata/v2/<Entity>/$metadata`.

### Use Case: Query Basic Information of a Goal Section

#### Request

Operation	Query
HTTP Method	GET
URI	<code>https://&lt;api-server&gt;/odata/v2/FormObjectiveSection(formContentId=36440L,formDataId=32000L,sectionIndex=2)?\$format=json</code>

#### Response

```
{
  "d": {
    "__metadata": {
      "uri": "https://<api-server>/odata/v2/FormObjectiveSection(formContentId=36440L,formDataId=32000L,sectionIndex=2)",
      "type": "SFOData.FormObjectiveSection"
    },
    "sectionIndex": 2,
  }
}
```

```

    "formContentId": "36440",
    "formDataId": "32000",
    "sectionName": "Goals",
    "sectionDescription": "\nThis section is for evaluating accomplishments
of goals. \n<br /><br />\nThe weights for the goals in this section must add up
to 100, and there must be a rating for each goal before the form is sent for
signatures.\n",
    "sectionWeightKey": "wf_sect_2_sectweight",
    "objPlanId": "10",
    "objPlanType": "Business",
    "sectionWeight": "50.0",
    "sectionConfiguration": {
      "__deferred": {
        "uri": "https://<api-server>/odata/v2/
FormObjectiveSection(formContentId=36440L,formDataId=32000L,sectionIndex=2)/
sectionConfiguration"
      }
    },
    "selfRatingComment": {
      "__deferred": {
        "uri": "https://<api-server>/odata/v2/
FormObjectiveSection(formContentId=36440L,formDataId=32000L,sectionIndex=2)/
selfRatingComment"
      }
    },
    "othersRatingComment": {
      "__deferred": {
        "uri": "https://<api-server>/odata/v2/
FormObjectiveSection(formContentId=36440L,formDataId=32000L,sectionIndex=2)/
othersRatingComment"
      }
    },
    "objectives": {
      "__deferred": {
        "uri": "https://<api-server>/odata/v2/
FormObjectiveSection(formContentId=36440L,formDataId=32000L,sectionIndex=2)/
objectives"
      }
    }
  }
}

```

## Related Information

[SAP Business Accelerator Hub: FormObjectiveSection](#)

## 9.10.1.1.13 FormUserRatingComment

You can use this entity to get and update the ratings and comments of the objective, competency, custom, signature, and summary sections in Performance Management forms. The data of this entity comes from form content XML.

### Permissions

For more information on permissions, see [Performance Management Form Entities \[page 2360\]](#).

### Supported Operations

Operation	Description
Query	Query to identify a specific user's rating and comment in a specific form. FormDataId, formContentId, sectionIndex, itemId, userId, and ratingType are required for the query operation.
Upsert	Update a specific user's rating and comment.

### Properties and Navigation Properties

This section lists only the properties and navigation properties that require special business logic, permission, or other additional information. For more information, refer to the API dictionary in [Admin Center](#) [API Center](#) [OData API Data Dictionary](#) or the API metadata using query: `https://<api-server>/odata/v2/<Entity>/$metadata`.

### Use Case 1: Query the Rating and Comment of a Competency

The following example shows how to query a user's rating and comment of a competency in a given form.

#### Request

Operation	Query
HTTP Method	GET
URI	<code>http://&lt;api-server&gt;/odata/v2/FormUserRatingComment(formContentId=17617L,formDataId=7182L,itemId=7L,ratingType='na',sectionIndex=4,userId='user1')?\$format=json</code>

## Response

```
{
  "d": {
    "__metadata": {
      "uri": "https://<api-server>/odata/v2/FormUserRatingComment(formContentId=17617L,formDataId=7182L,itemId=7L,ratingType='na',sectionIndex=4,userId='user1')",
      "type": "SFOData.FormUserRatingComment"
    },
    "sectionIndex": 4,
    "formContentId": "17617",
    "userId": "user1",
    "ratingType": "na",
    "itemId": "7",
    "formDataId": "7182",
    "ratingPermission": "write",
    "commentLabel": "Managers Comments",
    "lastName": "LN",
    "commentKey": "wf_sect_4_c7_cmt_user1_c",
    "textRating": "Select a rating...",
    "ratingKey": "wf_sect_4_c7_cmt_user1_",
    "ratingLabel": "Self Rating",
    "rating": "-1972.0",
    "fullName": "User 1",
    "commentPermission": "write",
    "firstName": "FN",
    "comment": ""
  }
}
```

## Use Case 2: Update the Rating and Comment of an Objective

The following example shows how to update a user's rating and comment of an objective in a given form.

### Request

Operation	Upsert
HTTP Method	POST
URI	<code>http://&lt;api-server&gt;/odata/v2/upsert</code>

## Payload

```
{
  "__metadata": {
    "uri":
    "FormPMReviewContentDetail(formContentId=31902L,formDataId=28701L)",
    "type":
    "SFOData.FormPMReviewContentDetail"
  },
  "objectiveSections": [
    {
      "__metadata": {
        "uri":
        "FormObjectiveSection(formContentId=31902L,formDataId=28701L,sectionIndex=3)",
        "type":
        "SFOData.FormObjectiveSection"
      },
      "objectives": [
        {
          "__metadata": {
            "uri":
            "FormObjective(formContentId=31902L,formDataId=28701L,itemId=351L,sectionIndex=3)",
            "type":
            "SFOData.FormObjective"
          },
          "selfRatingComment": {
            "__metadata": {
              "uri":
              "FormUserRatingComment(formContentId=31902L,formDataId=28701L,itemId=351L,ratingType='na',sectionIndex=3,userId='manager1')",
              "type":
              "SFOData.FormUserRatingComment"
            },
            "ratingKey":
            "wf_sect_1_o_2_r",
            "rating": "1.0",
            "commentKey":
            "wf_sect_3_o_1_cmt_manager1_c",
            "comment":
            "obj 601 added by api wf_sect_3_o_1_cmt_manager1_c"
          }
        }
      ]
    }
  ]
}
```

## Response

```
{
  "d": [
    {
      "key": "FormPMReviewContentDetail/formContentId=31902,FormPMReviewContentDetail/formDataId=28701",
      "status": "OK",
      "editStatus": "UPDATED",
      "message": null,
      "index": "0",
      "httpCode": "200",
    }
  ]
}
```



```
    "inlineResults": null
  }
]
}
```

## Related Information

[SAP Business Accelerator Hub: FormUserRatingComment](#)

### 9.10.1.1.14 FormCustomElement

You can use this entity to get and update the basic information of custom elements added to objectives and competencies in Performance Management forms. The data of this entity comes from form content XML.

## Permissions

For more information on permissions, see [Performance Management Form Entities \[page 2360\]](#).

## Supported Operations

Operation	Description
Query	Query to identify a custom element in a specific form. FormDataId, formContentId, sectionIndex, itemId, and elementKey are required for the query operation.
Upsert	Update the custom element value in a specific form. FormDataId, formContentId, sectionIndex, itemId, and elementKey are required for the upsert operation. Other than these values, you need key property values and key values of entities to be saved.

## Properties and Navigation Properties

This section lists only the properties and navigation properties that require special business logic, permission, or other additional information. For more information, refer to the API dictionary in [Admin Center](#) [API Center](#) [OData API Data Dictionary](#) or the API metadata using query: `https://<api-server>/odata/v2/<Entity>/$metadata`.

## Use Case 1: Query the Basic Information of a Custom Element

The following example shows how to query the basic information of a custom element in a given form section.

### Request

Operation	Query
HTTP Method	GET
URI	<code>http://&lt;api-server&gt;/odata/v2/FormCustomElement(formContentId=17628L,formDataId=7176L,itemId=14L,sectionIndex=3,elementKey='ele_0')?\$format=json</code>

### Response

#### Sample Code

```
{
  "d": {
    "__metadata": {
      "uri": "https://<api-server>/odata/v2/FormCustomElement(elementKey='ele_0',formContentId=17628L,formDataId=7176L,itemId=14L,sectionIndex=3)",
      "type": "SFOData.FormCustomElement"
    },
    "sectionIndex": 3,
    "elementKey": "ele_0",
    "formContentId": "17628",
    "itemId": "14",
    "formDataId": "7176",
    "valueKey": "wf_sect_3__c14_ele_00",
    "name": "CE3 List",
    "minimumValue": "0.0",
    "value": "T3",
    "writingAssistant": true,
    "type": "LIST",
    "required": false,
    "textMaximumLength": -1,
    "checked": false,
    "editable": true,
    "maximumValue": "0.0",
    "elementListValues": {
      "__deferred": {
        "uri": "https://<api-server>/odata/v2/FormCustomElement(elementKey='ele_0',formContentId=17628L,formDataId=7176L,itemId=14L,sectionIndex=3)/elementListValues"
      }
    }
  }
}
```

## Use Case 2: Update the Custom Element Value of a Competency

The following example shows how to update the custom element value of a given competency.

## Request

Operation	Upsert
HTTP Method	POST
URI	<code>http://&lt;api-server&gt;/odata/v2/upsert</code>

## Payload

```
{
  "__metadata": {
    "uri":
    "FormPMReviewContentDetail(formContentId=17628L,formDataId=7176L)",
    "type":
    "SFOData.FormPMReviewContentDetail"
  },
  "competencySections": [
    {
      "__metadata": {
        "uri":
        "FormCompetencySection(formContentId=17628L,formDataId=7176L,sectionIndex=3)",
        "type":
        "SFOData.FormCompetencySection"
      },
      "competencies": [
        {
          "__metadata": {
            "uri":
            "FormCompetency(formContentId=17628L,formDataId=7176L,itemId=14L,sectionIndex=3)",
            "type":
            "SFOData.FormCompetency"
          },
          "customElement": [
            {
              "__metadata": {
                "uri":
                "FormCustomElement(formContentId=17628L,formDataId=7176L,itemId=14L,sectionIndex=3,elementKey='ele_0')",
                "type":
                "SFOData.FormCustomElement"
              },
              "valueKey":
              "wf_sect_3__c12_ele_00",
              "value":
              "T3"
            },
            {
              "__metadata": {
                "uri":
                "FormCustomElement(formContentId=17628L,formDataId=7176L,itemId=14L,sectionIndex=3,elementKey='ele_1')",
                "type":
                "SFOData.FormCustomElement"
              },
              "valueKey":
              "wf_sect_3__c12_ele_11",
              "value":
              "My text elm value"
            }
          ]
        }
      ]
    }
  ]
}
```

## Response

```
{
  "d": [
    {
      "key": "FormPMReviewContentDetail/
formContentId=17628,FormPMReviewContentDetail/formDataId=7176",
      "status": "OK",
      "editStatus": "UPDATED",
      "message": null,
      "index": "0",
      "httpCode": "200",
      "inlineResults": null
    }
  ]
}
```

## Related Information

[SAP Business Accelerator Hub: FormCustomElement](#) 

### 9.10.1.1.15 FormCustomElementListValue

You can use this entity to get the basic information of custom list elements added to competencies and objectives. The data of this entity comes from form content XML.


## Permissions

For more information on permissions, see [Performance Management Form Entities \[page 2360\]](#).

## Supported Operations

Operation	Description
Query	Query to identify a custom list element in a specific form. FormDataId, formContentId, sectionIndex, itemId, name, and elementKey are required for the query operation.

## Properties and Navigation Properties

This section lists only the properties and navigation properties that require special business logic, permission, or other additional information. For more information, refer to the API dictionary in [Admin Center](#)  [API Center](#)

➤ [OData API Data Dictionary](#) or the API metadata using query: `https://<api-server>/odata/v2/<Entity>/$metadata`.

## Use Case: Query the Basic Information of a Custom List Element

The following example shows how to query the basic information of a custom list element in a given form.

### Request

Operation	Query
HTTP Method	GET
URI	<code>http://&lt;api-server&gt;/odata/v2/FormCustomElementListValue(elementKey='ele_0',formContentId=17628L,formDataId=7176L,itemId=14L,name='T2',sectionIndex=3)?\$format=json</code>

### Response

```
{
  "d": {
    "__metadata": {
      "uri": "https://<api-server>/odata/v2/FormCustomElementListValue(elementKey='ele_0',formContentId=17628L,formDataId=7176L,itemId=14L,name='',sectionIndex=3)",
      "type": "SFOData.FormCustomElementListValue"
    },
    "sectionIndex": 3,
    "elementKey": "ele_0",
    "formContentId": "17628",
    "name": "",
    "itemId": "14",
    "formDataId": "7176",
    "selected": false,
    "value": "T1",
    "listIndex": -1
  }
}
```

## Related Information

[SAP Business Accelerator Hub: FormCustomElementListValue](#)

## 9.10.1.1.16 FormCustomSection

You can use this entity to get the basic information of custom sections in Performance Management forms. The data of this entity comes from form content XML.

### Permissions

For more information on permissions, see [Performance Management Form Entities \[page 2360\]](#).

### Supported Operations

Query, Upsert

### Properties and Navigation Properties

This section lists only the properties and navigation properties that require special business logic, permission, or other additional information. For more information, refer to the API dictionary in [Admin Center](#) [API Center](#) [OData API Data Dictionary](#) or the API metadata using query: `https://<api-server>/odata/v2/<Entity>/$metadata`.

### Use Case: Query Basic Information of a Custom Section

#### Request

Operation	Query
HTTP Method	GET
URI	<code>https://&lt;api-server&gt;/odata/v2/FormCustomSection(formContentId=36461L,formDataId=32050L,sectionIndex=6)?\$format=json</code>

#### Response

```
{
  "d": {
    "__metadata": {
      "uri": "https://<api-server>/odata/v2/FormCustomSection(formContentId=36461L,formDataId=32050L,sectionIndex=6)",
      "type": "SFOData.FormCustomSection"
    },
    "sectionIndex": 6,
  }
}
```

```

    "formContentId": "36461",
    "formDataId": "32050",
    "sectionName": "Custom",
    "sectionDescription": "",
    "sectionConfiguration": {
      "__deferred": {
        "uri": "https://<api-server>/
odata/v2/FormCustomSection(formContentId=36461L,formDataId=32050L,sectionIndex=6)/
sectionConfiguration"
      }
    },
    "selfRatingComment": {
      "__deferred": {
        "uri": "https://<api-server>/
odata/v2/FormCustomSection(formContentId=36461L,formDataId=32050L,sectionIndex=6)/
selfRatingComment"
      }
    },
    "othersRatingComment": {
      "__deferred": {
        "uri": "https://<api-server>/
odata/v2/FormCustomSection(formContentId=36461L,formDataId=32050L,sectionIndex=6)/
othersRatingComment"
      }
    },
    "customElement": {
      "__deferred": {
        "uri": "https://<api-server>/
odata/v2/FormCustomSection(formContentId=36461L,formDataId=32050L,sectionIndex=6)/
customElement"
      }
    }
  }
}

```

## Use Case: Update Comments of a Custom Section

### Request

Operation	Upsert
HTTP Method	POST
URI	https://<api-server>/odata/v2/upsert



## Payload

```
{
  "__metadata": {
    "uri": "https://<api-server>/odata/v2/
FormCustomSection(formContentId=36461L,formDataId=32050L
,sectionIndex=6)",
    "type": "SFOData.FormCustomSection"
  },
  "sectionConfiguration": {
    "__deferred": {
      "uri": "https://<api-server>/odata/v2/
FormCustomSection(formContentId=36461L,formDataId=32050L
,sectionIndex=6)/sectionConfiguration"
    },
    "selfRatingComment": {
      "__metadata": {
        "uri": "https://<api-server>/odata/v2/
FormUserRatingComment(formContentId=36461L,formDataId=32
050L,itemId=-1L,ratingType='na',sectionIndex=6,userId='s
fadmin')",
        "type": "SFOData.FormUserRatingComment"
      },
      "commentKey": "wf_sect_6_sc_sfadmin_c",
      "comment": "Section comments"
    },
    "othersRatingComment": {
      "results": []
    },
    "customElement": {
      "__deferred": {
        "uri": "https://<api-server>/odata/v2/
FormCustomSection(formContentId=36461L,formDataId=32050L
,sectionIndex=6)/customElement"
      }
    }
  }
}
```

## Response

```
<d:key>FormCustomSection/formContentId=36461,FormCustomSection/
formDataId=32050,FormCustomSection/sectionIndex=6</d:key>
<d:status>OK</d:status>
<d:editStatus m:null="true"></d:editStatus>
<d:message></d:message>
<d:index m:type="Edm.Int32">0</d:index>
<d:httpCode m:type="Edm.Int32">200</d:httpCode>
<d:inlineResults m:type="Bag(SFOData.UpsertResult)"></d:inlineResults>
```

## Related Information

[SAP Business Accelerator Hub: FormCustomSection](#)

## 9.10.1.1.17 FormSectionConfiguration

You can use this entity to get the configuration details of the objective, competency, custom, and summary sections in Performance Management forms. The data of this entity comes from form content XML.

### Permissions

For more information on permissions, see [Performance Management Form Entities \[page 2360\]](#).

### Supported Operations

Operation	Description
Query	Query to identify section configuration in a specific form. FormDataId, formContentId, and sectionIndex are required for the query operation.

### Properties and Navigation Properties

This section lists only the properties and navigation properties that require special business logic, permission, or other additional information. For more information, refer to the API dictionary in [Admin Center](#) [API Center](#) [OData API Data Dictionary](#) or the API metadata using query: `https://<api-server>/odata/v2/<Entity>/$metadata`.

### Use Case: Query Section Configuration

The following example shows how to query the configuration details of a section in a given form.

#### Request

Operation	Query
HTTP Method	GET
URI	<code>http://&lt;api-server&gt;/odata/v2/FormSectionConfiguration(formContentId=17617L,formDataId=7182L,sectionIndex=4)?\$format=json</code>

#### Response

```
{
```

```

    "d": {
      "__metadata": {
        "uri": "https://<api-server>/odata/v2/
FormSectionConfiguration(formContentId=17617L,formDataId=7182L,sectionIndex=4)",
        "type": "SFOData.FormSectionConfiguration"
      },
      "sectionIndex": 4,
      "formContentId": "17617",
      "formDataId": "7182",
      "sectionWeightPermission": "write",
      "sectionCommentRequired": false,
      "hasItemComment": true,
      "addItem": false,
      "ratingOption": 2,
      "weightTotal": "-1.0",
      "enforceRTTECharacterLimit": false,
      "enforcePlainTextCharacterLimit": false,
      "rateByBehavior": false,
      "hasSectionComment": true,
      "behaviorModeOption": 0,
      "ezRaterEnabled": true
      "ezRaterExpandAll": false
      "formRatingScale": {
        "__deferred": {
          "uri": "https://<api-server>/odata/v2/
FormSectionConfiguration(formContentId=17617L,formDataId=7182L,sectionIndex=4)/
formRatingScale "
        }
      },
      "formBehaviorRatingScale": {
        "__deferred": {
          "uri": "https://<api-server>/odata/v2/
FormSectionConfiguration(formContentId=17617L,formDataId=7182L,sectionIndex=4)/
formBehaviorRatingScale"
        }
      }
    }
  }
}

```

## Related Information

[SAP Business Accelerator Hub: FormSectionConfiguration](#)

### 9.10.1.18 FormItemConfiguration

You can use this entity to get the configuration details of objective and competency items in Performance Management forms. The data of this entity comes from form content XML.

## Permissions

For more information on permissions, see [Performance Management Form Entities \[page 2360\]](#).

## Supported Operations

Operation	Description
Query	Query to identify item configuration in a specific form. FormDataId, formContentId, sectionIndex, and itemId are required for the query operation.

## Properties and Navigation Properties

This section lists only the properties and navigation properties that require special business logic, permission, or other additional information. For more information, refer to the API dictionary in [Admin Center](#) [API Center](#) [OData API Data Dictionary](#) or the API metadata using query: `https://<api-server>/odata/v2/<Entity>/$metadata`.

## Use Case: Query Item Configuration

The following example shows how to query the configuration details of an item in a given form.

### Request

Operation	Query
HTTP Method	GET
URI	<code>http://&lt;api-server&gt;/odata/v2/FormItemConfiguration(formContentId=17546L,formDataId=7181L,sectionIndex=5,itemId=43)?\$format=json</code>

### Response

```
{
  "d": {
    "__metadata": {
      "uri": "https://<api-server>/odata/v2/FormItemConfiguration(formContentId=17546L,formDataId=7181L,itemId=43L,sectionIndex=5)",
      "type": "SFOData.FormItemConfiguration"
    },
    "sectionIndex": 5,
    "formContentId": "17546",
    "itemId": "43",
    "formDataId": "7181",
    "suppressItemComments": false,
    "suppressItemCommentsLabel": false,
    "itemWeightRequired": false,
    "itemRatingRequired": false,
    "itemEditable": false,
    "behaviorRemovable": false,
    "itemCommentRequired": false,
    "itemWeightPermission": "none",
    "itemRemovable": false
  }
}
```

```
}  
}
```

## Related Information

[SAP Business Accelerator Hub: FormItemConfiguration](#) 

### 9.10.1.1.19 FormIntroductionSection

You can use this entity to get the basic information of the introduction section in Performance Management forms. The data of this entity comes from form content XML.

## Permissions

For more information on permissions, see [Performance Management Form Entities \[page 2360\]](#).

## Supported Operations

Operation	Description
Query	Query the basic information of the introduction section in a specific form. FormDataId and formContentId are required for the query operation.

## Properties and Navigation Properties

This section lists only the properties and navigation properties that require special business logic, permission, or other additional information. For more information, refer to the API dictionary in [Admin Center](#) [API Center](#) [OData API Data Dictionary](#) or the API metadata using query: `https://<api-server>/odata/v2/<Entity>/$metadata`.

## Use Case: Query the Basic Information of the Introduction Section

The following example shows how to query the basic information of the introduction section in a given form.

## Request

Operation	Query
HTTP Method	GET
URI	http://<api-server>/odata/v2/ FormIntroductionSection(formContentId=17639L,formDataId=7221L)?\$format=json

## Response

```
{
  "d": {
    "__metadata": {
      "uri": "https://<api-server>/odata/v2/  
FormIntroductionSection(formContentId=17639L,formDataId=7221L)",
      "type": "SFOData.FormIntroductionSection"
    },
    "formContentId": "17639",
    "formDataId": "7221",
    "sectionDescription": "This is form introduction details.",
    "sectionIndex": 0,
    "sectionName": "Introduction"
  }
}
```

## Related Information

[SAP Business Accelerator Hub: FormIntroductionSection](#)

### 9.10.1.1.20 FormUserInformationSection

You can use this entity to get the form subject information in the user information section in Performance Management forms.

## Permissions

For more information on permissions, see [Performance Management Form Entities \[page 2360\]](#).

## Supported Operations

Operation	Description
Query	Query the user information section of a specific form. FormDataID and formContentID are required for the query operation.

## Properties and Navigation Properties

This section lists only the properties and navigation properties that require special business logic, permission, or other additional information. For more information, refer to the API dictionary in [Admin Center](#) [API Center](#) [OData API Data Dictionary](#) or the API metadata using query: `https://<api-server>/odata/v2/<Entity>/$metadata`.

## Use Case: Query the User Information Section

The following example shows how to query the user information section in a given form.

### Request

Operation	Query
HTTP Method	GET
URI	<code>http://&lt;api-server&gt;/odata/v2/FormUserInformationSection(formContentId=17476L,formDataId=7153L)?\$format=json</code>

### Response

```
{
  "d": {
    "__metadata": {
      "uri": "https://<api-server>/odata/v2/FormUserInformationSection(formContentId=17476L,formDataId=7153L)",
      "type": "SFOData.FormUserInformationSection"
    },
    "formContentId": "17476",
    "formDataId": "7153",
    "section Description ": "",
    "sectionIndex": 0,
    "sectionName": "Employee Information",
    "userInformationElements": {
      "__deferred": {
        "uri": "https:// <api-server>/odata/v2/FormUserInformationSection(formContentId=17476L,formDataId=7153L)/userInformationElements"
      }
    }
  }
}
```

## Related Information

[SAP Business Accelerator Hub: FormUserInformationSection](#)

### 9.10.1.1.21 FormSummarySection

You can use this entity to get and update the basic information of the summary section in Performance Management forms. The data of this entity comes from form content XML.

## Permissions

For more information on permissions, see [Performance Management Form Entities \[page 2360\]](#).

## Supported Operations

Operation	Description
Query	Query to identify the summary section in a specific form. FormDataId and formContentId are required for the query operation.
Upsert	Update the summary section in a specific form. FormDataId, formContentId, sectionIndex, itemId, ratingType, and userId are required for the upsert operation. Other than these values, you need key property values and comment/rating key values of entities to be saved.

## Properties and Navigation Properties

This section lists only the properties and navigation properties that require special business logic, permission, or other additional information. For more information, refer to the API dictionary in [Admin Center](#) [API Center](#) [OData API Data Dictionary](#) or the API metadata using query: `https://<api-server>/odata/v2/<Entity>/$metadata`.

## Use Case 1: Query the Basic Information of the Summary Section

The following example shows how to query the basic information of the summary section in a given form.



## Request

Operation	Query
HTTP Method	GET
URI	http://<api-server>/odata/v2/ FormSummarySection(formContentId=17628L,formDataId=7176L)?\$format=json

## Response

```
{
  "d": {
    "__metadata": {
      "uri": "https://<api-server>/odata/v2/  
FormSummarySection(formContentId=17628L,formDataId=7176L)",
      "type": "SFOData.FormSummarySection"
    },
    "formContentId": "17628",
    "formDataId": "7176",
    "sectionDescription": "",
    "sectionIndex": 4,
    "sectionName": "Performance Summary",
    "overallAdjustedRating": {
      "__deferred": {
        "uri": "https://<api-server>/odata/v2/  
FormSummarySection(formContentId=17628L,formDataId=7176L)/overallAdjustedRating"
      }
    },
    "sectionConfiguration": {
      "__deferred": {
        "uri": "https://<api-server>/odata/v2/  
FormSummarySection(formContentId=17628L,formDataId=7176L)/sectionConfiguration"
      }
    },
    "selfRatingComment": {
      "__deferred": {
        "uri": "https://<api-server>/odata/v2/  
FormSummarySection(formContentId=17628L,formDataId=7176L)/selfRatingComment"
      }
    },
    "calculatedFormRating": {
      "__deferred": {
        "uri": "https://<api-server>/odata/v2/  
FormSummarySection(formContentId=17628L,formDataId=7176L)/calculatedFormRating"
      }
    },
    "overallFormRating": {
      "__deferred": {
        "uri": "https://<api-server>/odata/v2/  
FormSummarySection(formContentId=17628L,formDataId=7176L)/overallFormRating"
      }
    },
    "othersRatingComment": {
      "__deferred": {
        "uri": "https://<api-server>/odata/v2/  
FormSummarySection(formContentId=17628L,formDataId=7176L)/othersRatingComment"
      }
    }
  }
}
```

## Use Case 2: Update Overall Form Rating

The following example shows how to update the overall form rating in the summary section.

### Request

Operation	Upsert
HTTP Method	POST
URI	<code>http://&lt;api-server&gt;/odata/v2/upsert</code>
Payload	<pre>{   "__metadata": {     "uri":       "FormPMReviewContentDetail(formContentId=17628L,formDataId=7176L)",     "type":       "SFOData.FormPMReviewContentDetail"   },   "summarySection": {     "__metadata": {       "uri":         "FormSummarySection(formContentId=17628L,formDataId=7176L)",       "type":         "SFOData.FormSummarySection"     },     "overallFormRating": {       "__metadata": {         "uri":           "FormUserRatingComment(formContentId=17628L,formDataId=7176L,itemId=0L,ratingType='overall',sectionIndex=4,userId='user1')",           "type":             "SFOData.FormUserRatingComment"         },         "ratingKey":           "wf_sect_4_rating",         "rating": "4.0"       }     }   } }</pre>

### Response

<pre>{   "d": [     {       "key": "FormPMReviewContentDetail/formContentId=17628,FormPMReviewContentDetail/formDataId=7176",       "status": "OK",       "editStatus": "UPDATED",       "message": null,       "index": "0",       "httpCode": "200",       "inlineResults": null     }   ] }</pre>
--

## Related Information

[SAP Business Accelerator Hub: FormSummarySection](#)

### 9.10.1.1.22 FormSignatureSection

You can use this entity to get and update the basic information of the signature section in Performance Management forms. The data of this entity comes from form content XML.

## Permissions

For more information on permissions, see [Performance Management Form Entities \[page 2360\]](#).

## Supported Operations

Operation	Description
Query	Query to identify the signature section in a specific form. FormDataId, formContentId, and sectionIndex are required for the query operation.
Upsert	Update the signature section. FormDataId, formContentId, sectionIndex, stepId, itemId, ratingType, and userId are required for the upsert operation. Other than these values, you need key property values and comment/rating key values of entities to be saved.

## Properties and Navigation Properties

This section lists only the properties and navigation properties that require special business logic, permission, or other additional information. For more information, refer to the API dictionary in [Admin Center](#) [API Center](#) [OData API Data Dictionary](#) or the API metadata using query: `https://<api-server>/odata/v2/<Entity>/$metadata`.

## Use Case 1: Query the Basic Information of the Signature Section

The following example shows how to query the basic information of the signature section in a given form.

## Request

Operation	Query
HTTP Method	GET
URI	<code>http://&lt;api-server&gt;/odata/v2/ FormSignatureSection(formContentId=17629L, formDataId=7181L,sectionIndex=9)? \$format=json</code>

## Response

```
{
  "d": {
    "__metadata": {
      "uri": "https://<api-server>/odata/v2/  
FormSignatureSection(formContentId=17629L,formDataId=7181L,sectionIndex=9)",
      "type": "SFOData.FormSignatureSection"
    },
    "sectionIndex": 9,
    "formContentId": "17629",
    "formDataId": "7181",
    "sectionDescription": "Employee signature does not imply agreement or  
disagreement, only the acknowledgement that the discussion occurred.",
    "sectionName": "Signatures",
    "signatures": {
      "__deferred": {
        "uri": "https://<api-server>/  
odata/v2/FormSignatureSection(formContentId=17629L,formDataId=7181L,sectionIndex=9)/  
signatures"
      }
    }
  }
}
```

## Use Case 2: Update Section Comments

The following example shows how to update the section comments in the signature section.

### Request

Operation	Upsert
HTTP Method	POST
URI	<code>http://&lt;api-server&gt;/odata/v2/upsert</code>

## Payload

```
{
  "__metadata": {
    "uri":
    "FormPMReviewContentDetail(formContentId=17629L,formDataId=7181L)",
    "type":
    "SFOData.FormPMReviewContentDetail"
  },
  "signatureSection": {
    "__metadata": {
      "uri":
      "FormSignatureSection(formContentId=17629L,formDataId=7181L,sectionIndex=9)",
      "type":
      "SFOData.FormSignatureSection"
    },
    "signatures": [
      {
        "__metadata": {
          "uri":
          "FormSignature(formContentId=17629L,formDataId=7181L,sectionIndex=9,stepId='154992821696258')",
          "type":
          "SFOData.FormSignature"
        },
        "comment": {
          "__metadata": {
            "uri":
            "FormUserRatingComment(formContentId=17629L,formDataId=7181L,itemId=0L,ratingType='na',sectionIndex=9,userId=user1)",
            "type":
            "SFOData.FormUserRatingComment"
          },
          "commentKey":
          "wf_sect_9_sc_user1_c",
          "comment":
          "Signature comment by user1-updated"
        }
      }
    ]
  }
}
```

## Response

```
{
  "d": [
    {
      "key": "FormPMReviewContentDetail/formContentId=17629,FormPMReviewContentDetail/formDataId=7181",
      "status": "OK",
      "editStatus": "UPDATED",
      "message": null,
      "index": "0",
      "httpCode": "200",
      "inlineResults": null
    }
  ]
}
```

## Related Information

[SAP Business Accelerator Hub: FormSignatureSection](#)

### 9.10.1.1.23 FormSignature

You can use this entity to get signature information in Performance Management forms. The data of this entity comes from form content XML.

## Permissions

For more information on permissions, see [Performance Management Form Entities \[page 2360\]](#).

## Supported Operations

Operation	Description
Query	Query to identify signature information in a specific form. FormDataId, formContentId, sectionIndex, and stepId are required for the query operation.

## Properties and Navigation Properties

This section lists only the properties and navigation properties that require special business logic, permission, or other additional information. For more information, refer to the API dictionary in [Admin Center](#) [API Center](#) [OData API Data Dictionary](#) or the API metadata using query: `https://<api-server>/odata/v2/<Entity>/$metadata`.

## Use Case: Query Signature Information

The following example shows how to query signature information in a given form.

### Request

Operation	Query
HTTP Method	GET

URI

http://<api-server>/odata/v2/  
FormSignature(formContentId=17629L,formDat  
aId=7181L,sectionIndex=9,stepId='154992821  
696258')?\$format=json

---

## Response

```
{
  "d": {
    "__metadata": {
      "uri": "https://<api-server>/odata/v2/  
FormSignature(formContentId=17629L,formDataId=7181L,sectionIndex=9,stepId='154992821  
696258')",
      "type": "SFOData.FormSignature"
    },
    "sectionIndex": 9,
    "formContentId": "17629",
    "stepId": "154992821696258",
    "formDataId": "7181",
    "signedBy": "User1",
    "status": "current",
    "signedDate": null,
    "roleType": "Employee:",
    "actionInformation": null,
    "stepOrder": 0,
    "comment": {
      "__deferred": {
        "uri": "https://<api-server>/odata/v2/  
FormSignature(formContentId=17629L,formDataId=7181L,sectionIndex=9,stepId='154992821  
696258')/comment"
      }
    }
  }
}
```

## Related Information

[SAP Business Accelerator Hub: FormSignature](#)

### 9.10.1.1.24 FormRatingScale

You can use this entity to get the basic information of the rating scales associated with the competency, objective, and summary section in Performance Management forms.

## Permissions

For more information on permissions, see [Performance Management Form Entities \[page 2360\]](#).

## Supported Operations

Operation	Description
Query	Query to get the rating scale associated with the competency, objective, or summary section in a specific form. FormDataId, formContentId, and sectionIndex are required for the query operation.

## Properties and Navigation Properties

This section lists only the properties and navigation properties that require special business logic, permission, or other additional information. For more information, refer to the API dictionary in [Admin Center](#) [API Center](#) [OData API Data Dictionary](#) or the API metadata using query: `https://<api-server>/odata/v2/<Entity>/$metadata`.

## Use Case: Query the Basic Information of a Rating Scale

The following example shows how to query the rating scale that is associated with the competency, objective, or summary section in a given form.

### Request

Operation	Query
HTTP Method	GET
URI	<code>http://&lt;api-server&gt;/odata/v2/FormRatingScale(formContentId=17628L,formDataId=7176L,sectionIndex=2)?\$format=json</code>

### Response

```
{
  "d": {
    "__metadata": {
      "uri": "https://<api-server>/odata/v2/FormRatingScale(formContentId=17628L,formDataId=7176L,sectionIndex=2)",
      "type": "SFOData.FormRatingScale"
    },
    "sectionIndex": 2,
    "formContentId": "17628",
    "formDataId": "7176",
    "showValue": true,
    "scaleId": "2005b",
    "scaleType": "STAR",
    "name": "2005b",
    "reverseScale": false,
    "ratingScaleList": {
      "__deferred": {
        "uri": "https://<api-server>/odata/v2/FormRatingScale(formContentId=17628L,formDataId=7176L,sectionIndex=2)/ratingScaleList"
      }
    }
  }
}
```



```
}  
  }  
}
```

### Related Information

[SAP Business Accelerator Hub: FormRatingScale](#)

## 9.10.1.1.25 FormRatingScaleValue

You can use this entity to get the basic information of the rating scale values associated with the competency, objective, and summary section in Performance Management forms.

### Permissions

For more information on permissions, see [Performance Management Form Entities \[page 2360\]](#).

### Supported Operations

Operation	Description
Query	Query to identify the rating scale value associated with the competency, objective, or summary section in a specific form. FormDataId, formContentId, sectionIndex, scaledId, and value are required for the query operation.

### Properties and Navigation Properties

This section lists only the properties and navigation properties that require special business logic, permission, or other additional information. For more information, refer to the API dictionary in [Admin Center](#) [API Center](#) [OData API Data Dictionary](#) or the API metadata using query: `https://<api-server>/odata/v2/<Entity>/$metadata`.

### Use Case: Query the Basic Information of a Rating Scale Value

The following example shows how to query the rating scale value that is associated with the competency, objective, or summary section in a given form.

## Request

Operation	Query
HTTP Method	GET
URI	<code>http://&lt;api-server&gt;/odata/v2/FormRatingScaleValue(formContentId=17628L,formDataId=7176L,scaleId='2005b',sectionIndex=2,value='2.0')?\$format=json</code>

## Response

```
{
  "d": {
    "__metadata": {
      "uri": "https://<api-server>/odata/v2/FormRatingScaleValue(formContentId=17628L,formDataId=7176L,scaleId='2005b',sectionIndex=2,value='2.0')",
      "type": "SFOData.FormRatingScaleValue"
    },
    "sectionIndex": 2,
    "scaleId": "2005b",
    "formContentId": "17628",
    "value": "2.0",
    "formDataId": "7176",
    "description": "Needs Development",
    "longDescription": null
  }
}
```

## Related Information

[SAP Business Accelerator Hub: FormRatingScaleValue](#)

### 9.10.1.1.26 TalentRatings

You can use this entity to get feedback details in Performance Management forms, for example, form data ID, feedback type, rating value, and rating label.

## Permissions

If you have OData API access permission, you can access this entity based on the following two permissions:

- If you want to access this entity directly, make sure that you have the permission of Admin Access to Talent Rating OData API.
- If you want to expand this entity as a navigation property from parent entities, make sure that you also have permission to the parent entities.

## API Permissions

Permission System	Required Settings
Role based	<ul style="list-style-type: none"><li>In <a href="#">Manage Documents</a>, select <i>Admin Access to Talent Rating OData API</i>.</li><li>In <a href="#">Manage Calibration</a>, select <i>OData API Calibration Export</i>.</li></ul>

## Supported Operations

Operation	Description
Query	Query feedback details in a specific form.

## Properties and Navigation Properties

This section lists only the properties and navigation properties that require special business logic, permission, or other additional information. For more information, refer to the API dictionary in [Admin Center > API Center > OData API Data Dictionary](#) or the API metadata using query: `https://<api-server>/odata/v2/<Entity>/$metadata`.

## Use Case: Query Form Feedback Details

The following example shows how to query feedback details in a given form.

### Request

Operation	Query
HTTP Method	GET
URI	<code>http://&lt;api-server&gt;/odata/v2/TalentRatings?\$format=json&amp;\$filter=formDataId eq 1459L&amp;\$orderBy=formContentId desc</code>

### Response

```
{
  "results": [
    {
      "__metadata": {
        "uri": "https://<api-server>/odata/v2/TalentRatings(34913L)",
        "type": "SFOData.TalentRatings"
      }
    }
  ]
}
```

```

    "feedbackId": "34913",
    "feedbackModule": 1,
    "feedbackSource": 1,
    "feedbackRatingLabel": "Satisfactory with Commendation",
    "formContentId": "3490",
    "feedbackScaleMinimum": "1",
    "feedbackType": 2,
    "employeeId": "user1",
    "feedbackScaleMaximum": "5",
    "feedbackRating": "4",
    "feedbackName": "Increase Referencability of Customer in my Territory",
    "formDataId": "1459",
    "feedbackWeight": "20",
    "employeeUser": {
      "__deferred": {
        "uri": "https://<api-server>/odata/v2/TalentRatings(34913L)/
employeeUser"
      }
    },
    "calSession": {
      "__deferred": {
        "uri": "https://<api-server>/odata/v2/TalentRatings(34913L)/
calSession"
      }
    }
  },
  {
    "__metadata": {
      "uri": "https://<api-server>/odata/v2/TalentRatings(34912L)",
      "type": "SFOData.TalentRatings"
    },
    "feedbackId": "34912",
    "feedbackModule": 1,
    "feedbackSource": 1,
    "feedbackRatingLabel": null,
    "formContentId": "3490",
    "feedbackScaleMinimum": "3",
    "feedbackType": 11,
    "employeeId": "user11",
    "feedbackScaleMaximum": "-1972",
    "feedbackRating": "-1972",
    "feedbackName": "Individual Goals",
    "formDataId": "1459",
    "feedbackWeight": "50",
    "employeeUser": {
      "__deferred": {
        "uri": "https://<api-server>/odata/v2/TalentRatings(34913L)/
employeeUser"
      }
    },
    "calSession": {
      "__deferred": {
        "uri": "https://<api-server>/odata/v2/TalentRatings(34913L)/
calSession"
      }
    }
  },
  {
    "__metadata": {
      "uri": "https://<api-server>/odata/v2/TalentRatings(34911L)",
      "type": "SFOData.TalentRatings"
    },
    "feedbackId": "34911",
    "feedbackModule": 1,
    "feedbackSource": 1,
    "feedbackRatingLabel": "Meets Expectations",
    "formContentId": "3490",
    "feedbackScaleMinimum": "1",

```

```

    "feedbackType": 1,
    "employeeId": "user1",
    "feedbackScaleMaximum": "5",
    "feedbackRating": "3",
    "feedbackName": "Listening Skills",
    "formDataId": "1459",
    "feedbackWeight": "15",
    "employeeUser": {
      "__deferred": {
        "uri": "https://<api-server>/odata/v2/TalentRatings(34913L)/
employeeUser"
      }
    },
    "calSession": {
      "__deferred": {
        "uri": "https://<api-server>/odata/v2/TalentRatings(34913L)/
calSession"
      }
    }
  },
  {
    "__metadata": {
      "uri": "https://<api-server>/odata/v2/TalentRatings(34910L)",
      "type": "SFOData.TalentRatings"
    },
    "feedbackId": "34910",
    "feedbackModule": 1,
    "feedbackSource": 1,
    "feedbackRatingLabel": "Satisfactory with Commendation",
    "formContentId": "3490",
    "feedbackScaleMinimum": "1",
    "feedbackType": 1,
    "employeeId": "user1",
    "feedbackScaleMaximum": "5",
    "feedbackRating": "4",
    "feedbackName": "Leadership",
    "formDataId": "1459",
    "feedbackWeight": "15",
    "employeeUser": {
      "__deferred": {
        "uri": "https://<api-server>/odata/v2/TalentRatings(34913L)/
employeeUser"
      }
    },
    "calSession": {
      "__deferred": {
        "uri": "https://<api-server>/odata/v2/TalentRatings(34913L)/
calSession"
      }
    }
  },
  {
    "__metadata": {
      "uri": "https://<api-server>/odata/v2/TalentRatings(34929L)",
      "type": "SFOData.TalentRatings"
    },
    "feedbackId": "34929",
    "feedbackModule": 1,
    "feedbackSource": 1,
    "feedbackRatingLabel": "Meets Expectations",
    "formContentId": "3490",
    "feedbackScaleMinimum": "1",
    "feedbackType": 8,
    "employeeId": "user1",
    "feedbackScaleMaximum": "5",
    "feedbackRating": "3",
    "feedbackName": null,
    "formDataId": "1459",

```

```

    "feedbackWeight": "-1972",
    "employeeUser": {
      "__deferred": {
        "uri": "https://<api-server>/odata/v2/TalentRatings(34913L)/employeeUser"
      }
    },
    "calSession": {
      "__deferred": {
        "uri": "https://<api-server>/odata/v2/TalentRatings(34913L)/calSession"
      }
    }
  }
]
}

```

## Related Information

[SAP Business Accelerator Hub: TalentRatings](#)

[Retrieving Metadata \[page 38\]](#)

### 9.10.1.1.27 FormPerfPotSummarySection

You can use this entity to get the Performance Potential Summary Section details from the Performance Management form. You can also update the overall Performance and Potential rating and section comments in the form.

## Supported Operations

Operation	Description
Query	Query the Performance Potential Summary Section details of a given form
Upsert	Update the overall Performance and Potential rating and section comments of a given form

## Properties and Navigation Properties

This section lists only the properties and navigation properties that require special business logic, permission, or other additional information. For more information, refer to the API dictionary in [Admin Center](#) > [API Center](#)

► [OData API Data Dictionary](#) or the API metadata using query: `https://<api-server>/odata/v2/<Entity>/$metadata`.

## Navigation Properties

Navigation Property	Related Entity	Description
performanceRating	FormUserRatingComment	Represents the overall Performance rating in the Performance Potential Summary Section
potentialRating	FormUserRatingComment	Represents the overall Potential rating in the Performance Potential Summary Section
sectionComment	FormUserRatingComment	Represents the section comments in the Performance Potential Summary Section

## Use Case 1: Query the Performance Potential Summary Section

This example shows how to query the Performance Potential Summary Section details for a given form with specific criteria.

### Request

Operation	Query
HTTP Method	GET
URI	<code>https://&lt;hostname&gt;/odata/v2/FormPerfPotSummarySection(formContentId=30543L,formDataId=16677L)?\$format=json&amp;\$expand=performanceRating,potentialRating</code>

### Response

```
{
  "d": {
    "__metadata": {
      "uri": "https://<hostname>/odata/v2/FormPerfPotSummarySection(formContentId=30543L,formDataId=16677L)",
      "type": "SFOData.FormPerfPotSummarySection"
    },
    "formContentId": "30543",
    "formDataId": "16677",
    "sectionIndex": 5,
    "sectionName": "Performance Potential Summary",
    "sectionDescription": "",
    "othersSectionComments": {
      "__deferred": {
        "uri": "https://<hostname>/odata/v2/FormPerfPotSummarySection(formContentId=30543L,formDataId=16677L)/othersSectionComments"
      }
    }
  }
}
```

```

    },
    "performanceRating": {
      "__metadata": {
        "uri": "https://<hostname>/odata/v2/
FormUserRatingComment(formContentId=30543L,formDataId=16677L,itemId=0L,ratingType='p
erf',sectionIndex=5,userId='')",
        "type": "SFOData.FormUserRatingComment"
      },
      "sectionIndex": 5,
      "itemId": "0",
      "formContentId": "30543",
      "ratingType": "perf",
      "formDataId": "16677",
      "userId": "",
      "firstName": null,
      "lastName": null,
      "ratingLabel": "PERFORMANCE",
      "commentLabel": null,
      "commentPermission": "none",
      "commentKey": null,
      "rating": "2.0",
      "fullName": null,
      "ratingPermission": "read",
      "comment": null,
      "ratingKey": "formMatrix_rowRatingSelectionList",
      "textRating": "2.0 - Needs Development"
    },
    "potentialRating": {
      "__metadata": {
        "uri": "https://<hostname>/odata/v2/
FormUserRatingComment(formContentId=30543L,formDataId=16677L,itemId=0L,ratingType='p
ot',sectionIndex=5,userId='')",
        "type": "SFOData.FormUserRatingComment"
      },
      "sectionIndex": 5,
      "itemId": "0",
      "formContentId": "30543",
      "ratingType": "pot",
      "formDataId": "16677",
      "userId": "",
      "firstName": null,
      "lastName": null,
      "ratingLabel": "POTENTIAL",
      "commentLabel": null,
      "commentPermission": "none",
      "commentKey": null,
      "rating": "3.0",
      "fullName": null,
      "ratingPermission": "read",
      "comment": null,
      "ratingKey": "formMatrix_colRatingSelectionList",
      "textRating": "3.0 - Meets Expectations"
    },
    "sectionConfiguration": {
      "__deferred": {
        "uri": "https://<hostname>/
odata/v2/FormPerfPotSummarySection(formContentId=30543L,formDataId=16677L)/
sectionConfiguration"
      }
    },
    "sectionComment": {
      "__deferred": {
        "uri": "https://<hostname>/odata/v2/
FormPerfPotSummarySection(formContentId=30543L,formDataId=16677L)/sectionComment"
      }
    },
    "potentialRatingScale": {

```



```

    "__deferred": {
      "uri": "https://<hostname>/
odata/v2/FormPerfPotSummarySection(formContentId=30543L,formDataId=16677L)/
potentialRatingScale"
    },
    "performanceRatingScale": {
      "__deferred": {
        "uri": "https://<hostname>/
odata/v2/FormPerfPotSummarySection(formContentId=30543L,formDataId=16677L)/
performanceRatingScale"
      }
    }
  }
}

```

## Use Case 2: Update the Overall Performance and Potential Rating

This example shows how to update the overall Performance and Potential rating in the Performance Potential Summary Section.

### Request

Operation	Upsert
HTTP Method	POST
URI	<code>https://&lt;hostname&gt;/odata/v2/upsert</code>
Payload	<pre> {   "__metadata": {     "uri": "FormPerfPotSummarySection(formContentId=30543L,formDataId=16677L)"   },   "performanceRating": {     "__metadata": {       "uri": "FormUserRatingComment(formContentId=30543L,formDataId=16677L,itemId=0L,ratingType='perf',sectionIndex=5,userId='')"     },     "rating": "1.0",     "ratingKey": "formMatrix_rowRatingSelectionList"   },   "potentialRating": {     "__metadata": {       "uri": "FormUserRatingComment(formContentId=30543L,formDataId=16677L,itemId=0L,ratingType='pot',sectionIndex=5,userId='')"     },     "rating": "2.0",     "ratingKey": "formMatrix_colRatingSelectionList"   } } </pre>

## Response

```
{
  "d": [
    {
      "key": "FormPerfPotSummarySection/
formContentId=30543,FormPerfPotSummarySection/formDataId=16677",
      "status": "OK",
      "editStatus": null,
      "message": "",
      "index": 0,
      "httpCode": 200,
      "inlineResults": null
    }
  ]
}
```

## Use Case 3: Update the Section Comments

This example shows how to update the section comments in the Performance Potential Summary Section.

### Request

Operation	Upsert
HTTP Method	POST
URI	https://<hostname>/odata/v2/upsert
Payload	<pre>{   "__metadata": {     "uri": "FormPerfPotSummarySection(formContentId=3624L,formDataI d=4600L)",     "type": "SFOData.FormPerfPotSummarySection"   },   "sectionComment": {     "__metadata": {       "uri": "FormUserRatingComment(formContentId=3624L,formDataId=46 00L,itemId=0L,ratingType='na',sectionIndex=3,userId='yao e')",       "type": "SFOData.FormUserRatingComment"     },     "commentKey": "wf_sect_3_sc_yaoe_c",     "comment": "Fantastic performance!"   } }</pre>

### Response

```
{
  "d": [
    {
      "key": "FormPerfPotSummarySection/
formContentId=3624,FormPerfPotSummarySection/formDataId=4600",
      "status": "OK",
      "editStatus": null,

```

```

    "message": "",
    "index": 0,
    "httpCode": 200,
    "inlineResults": null
  }
]
}

```

## Related Information

[SAP Business Accelerator Hub: FormPerfPotSummarySection](#)

### 9.10.1.1.28 FormObjCompSummarySection

You can use this entity to get the Objective Competency Summary Section details which include overall, adjusted, and calculated rating information from the Performance Management form review section. You can also update the Overall Objective Rating, Overall Competency Rating, and section comments in the form.

## Permissions

Permission System	Required Settings
Role based	▶ <a href="#">Manage Documents</a> ▶ <a href="#">Admin Access to Forms OData API</a> ▶
User based	None

## Supported Operations

Operation	Description
Query	Query the Objective Competency Summary Section details of a given form
Upsert	Update the Overall Objective Rating, Overall Competency Rating, and section comments of a given form

## Properties and Navigation Properties

This section lists only the properties and navigation properties that require special business logic, permission, or other additional information. For more information, refer to the API dictionary in [Admin Center](#) [API Center](#) [OData API Data Dictionary](#) or the API metadata using query: `https://<api-server>/odata/v2/<Entity>/$metadata`.

### Navigation Properties

Navigation Property	Related Entity	Description
overallObjRating	FormUserRatingComment	Represents the Overall Objective Rating in the Objective Competency Summary Section
overallCompRating	FormUserRatingComment	Represents the Overall Competency Rating in the Objective Competency Summary Section
sectComment	FormUserRatingComment	Represents the section comments in the Objective Competency Summary Section

## Use Case 1: Query the Objective Competency Summary Section Details

This example shows how to query the Objective Competency Summary Section details for a given form with specific criteria.

### Request

Operation	Query
HTTP Method	GET
URI	<code>https://&lt;API-endpoint-URL&gt;/odata/v2/FormObjCompSummarySection(formContentId=30543L,formDataId=16677L)?\$format=json&amp;\$expand=overallCompRating,overallObjRating</code>

### Response

```
{
  "d": {
    "__metadata": {
      "uri": "https://<API-endpoint-URL>/odata/v2/FormObjCompSummarySection(formContentId=30543L,formDataId=16677L)",
      "type": "SFOData.FormObjCompSummarySection"
    },
    "formContentId": "30543",
    "formDataId": "16677",
    "sectionIndex": 6,
    "sectionDescription": ""
  }
}
```

```

    "sectionCommentsLabel": "Section Comments:",
    "sectionName": "Objective Competency Summary",
    "calculatedCompRating": {
      "__deferred": {
        "uri": "https://<API-endpoint-
URL>/odata/v2/FormObjCompSummarySection(formContentId=30543L,formDataId=16677L)/
calculatedCompRating"
      }
    },
    "overallObjRating": {
      "__metadata": {
        "uri": "https://<API-endpoint-URL>/odata/v2/
FormUserRatingComment(formContentId=30543L,formDataId=16677L,itemId=0L,ratingType='s
ect_overall_objective',sectionIndex=6,userId='')",
        "type": "SFOData.FormUserRatingComment"
      },
      "sectionIndex": 6,
      "itemId": "0",
      "formContentId": "30543",
      "ratingType": "sect_overall_objective",
      "formDataId": "16677",
      "userId": "",
      "firstName": null,
      "lastName": null,
      "ratingLabel": "Overall Form Rating:",
      "commentLabel": null,
      "commentPermission": "none",
      "commentKey": null,
      "rating": "3.0",
      "fullName": null,
      "ratingPermission": "write",
      "comment": null,
      "ratingKey": "wf_sect_6_orating",
      "textRating": "3.0 - Meets Expectations"
    },
    "adjustedCompRating": {
      "__deferred": {
        "uri": "https://<API-endpoint-
URL>/odata/v2/FormObjCompSummarySection(formContentId=30543L,formDataId=16677L)/
adjustedCompRating"
      }
    },
    "sectComment": {
      "__deferred": {
        "uri": "https://<API-endpoint-URL>/odata/v2/
FormObjCompSummarySection(formContentId=30543L,formDataId=16677L)/sectComment"
      }
    },
    "othersSectionComments": {
      "__deferred": {
        "uri": "https://<API-endpoint-
URL>/odata/v2/FormObjCompSummarySection(formContentId=30543L,formDataId=16677L)/
othersSectionComments"
      }
    },
    "ococRating": {
      "__deferred": {
        "uri": "https://<API-endpoint-URL>/odata/v2/
FormObjCompSummarySection(formContentId=30543L,formDataId=16677L)/ococRating"
      }
    },
    "adjustedObjRating": {
      "__deferred": {
        "uri": "https://<API-endpoint-URL>/odata/v2/
FormObjCompSummarySection(formContentId=30543L,formDataId=16677L)/adjustedObjRating"
      }
    },
    "calculatedObjRating": {

```

```

        "__deferred": {
            "uri": "https://<API-endpoint-
URL>/odata/v2/FormObjCompSummarySection(formContentId=30543L,formDataId=16677L)/
calculatedObjRating"
        }
    },
    "sectionConfiguration": {
        "__deferred": {
            "uri": "https://<API-endpoint-
URL>/odata/v2/FormObjCompSummarySection(formContentId=30543L,formDataId=16677L)/
sectionConfiguration"
        }
    },
    "compRatingScale": {
        "__deferred": {
            "uri": "https://<API-endpoint-URL>/odata/v2/
FormObjCompSummarySection(formContentId=30543L,formDataId=16677L)/compRatingScale"
        }
    },
    "objRatingScale": {
        "__deferred": {
            "uri": "https://<API-endpoint-URL>/odata/v2/
FormObjCompSummarySection(formContentId=30543L,formDataId=16677L)/objRatingScale"
        }
    },
    "overallCompRating": {
        "__metadata": {
            "uri": "https://<API-endpoint-URL>/odata/v2/
FormUserRatingComment(formContentId=30543L,formDataId=16677L,itemId=0L,ratingType='s
ect_overall_competency',sectionIndex=6,userId='')",
            "type": "SFOData.FormUserRatingComment"
        },
        "sectionIndex": 6,
        "itemId": "0",
        "formContentId": "30543",
        "ratingType": "sect_overall_competency",
        "formDataId": "16677",
        "userId": "",
        "firstName": null,
        "lastName": null,
        "ratingLabel": "Overall Form Rating:",
        "commentLabel": null,
        "commentPermission": "none",
        "commentKey": null,
        "rating": "1.0",
        "fullName": null,
        "ratingPermission": "write",
        "comment": null,
        "ratingKey": "wf_sect_6_crating",
        "textRating": "1.0 - Unsatisfactory"
    }
}
}
}

```

## Use Case 2: Update the Overall Objective Rating and Overall Competency Rating

This example shows how to update the Overall Objective Rating and Overall Competency Rating in the Objective Competency Summary Section.

## Request

Operation	Upsert
HTTP Method	POST
URI	https://<API-endpoint-URL>/odata/v2/upsert
Payload	<pre>{   "__metadata": {     "uri":     "FormObjCompSummarySection(formContentId=30543L,formDataId=16677L)"   },   "overallObjRating": {     "__metadata": {       "uri":       "FormUserRatingComment(formContentId=30543L,formDataId=16677L,itemId=0L,ratingType='sect_overall_objective',sectionIndex=6,userId='')"     },     "rating": "2.0",     "ratingKey": "wf_sect_6_orating"   },   "overallCompRating": {     "__metadata": {       "uri":       "FormUserRatingComment(formContentId=30543L,formDataId=16677L,itemId=0L,ratingType='sect_overall_competency',sectionIndex=6,userId='')"     },     "rating": "3.0",     "ratingKey": "wf_sect_6_crating"   } }</pre>

## Response

<pre>{   "d": [     {       "key": "FormObjCompSummarySection/ formContentId=30543,FormObjCompSummarySection/formDataId=16677",       "status": "OK",       "editStatus": null,       "message": "",       "index": 0,       "httpCode": 200,       "inlineResults": null     }   ] }</pre>
---

## Use Case 3: Update the Section Comments

This example shows how to update the section comments in the Objective Competency Summary Section.

## Request

Operation	Upsert
HTTP Method	POST
URI	https://<API-endpoint-URL>/odata/v2/upsert
Payload	<pre>{   "__metadata": {     "uri":     "FormObjCompSummarySection(formContentId=3624L,formDataId=4600L)",     "type": "SFOData.FormObjCompSummarySection"   },   "sectComment": {     "__metadata": {       "uri":       "FormUserRatingComment(formContentId=3624L,formDataId=4600L,itemId=0L,ratingType='na',sectionIndex=2,userId='yaoe')",       "type": "SFOData.FormUserRatingComment"     },     "commentKey": "wf_sect_2_sc_yaoe_c",     "comment": "Quite ordinary!"   } }</pre>

## Response

<pre>{   "d": [     {       "key": "FormObjCompSummarySection/ formContentId=3624,FormObjCompSummarySection/formDataId=4600",       "status": "OK",       "editStatus": null,       "message": "",       "index": 0,       "httpCode": 200,       "inlineResults": null     }   ] }</pre>
---

## Related Information

[SAP Business Accelerator Hub: FormObjCompSummarySection](#)

### 9.10.1.1.29 FormCustomizedWeightedRatingSection

You can use this entity to get the Customized Weighted Rating section details in Performance Management forms and update the manual rating in the section.



## Supported Operations

Query, Upsert.

## Properties and Navigation Properties

This section lists only the properties and navigation properties that require special business logic, permission, or other additional information. For more information, refer to the API dictionary in [Admin Center](#) [API Center](#) [OData API Data Dictionary](#) or the API metadata using query: `https://<api-server>/odata/v2/<Entity>/$metadata`.

## Use Case: Querying the Customized Weighted Rating Section

This example shows how to query the Customized Weighted Rating section details for a given form with specific criteria.

### Request

Operation	Query
HTTP Method	GET
URI	<code>https://&lt;api-server&gt;/odata/v2/FormCustomizedWeightedRatingSection(formContentId=32492L,formDataId=17253L)</code>

### Response

```
{
  "d": {
    "__metadata": {
      "uri": "https://<api-server>/odata/v2/FormCustomizedWeightedRatingSection(formContentId=32492L,formDataId=17253L)",
      "type": "SFOData.FormCustomizedWeightedRatingSection"
    },
    "formContentId": "32492",
    "formDataId": "17253",
    "sectionIndex": 1,
    "sectionName": "Customized Weighted Rating",
    "sectionDescription": "",
    "calculatedRating": {
      "__deferred": {
        "uri": "https://<api-server>/odata/v2/FormCustomizedWeightedRatingSection(formContentId=32492L,formDataId=17253L)/calculatedRating"
      }
    },
    "sectionConfiguration": {
      "__deferred": {
        "uri": "https://<api-server>/odata/v2/FormCustomizedWeightedRatingSection(formContentId=32492L,formDataId=17253L)/sectionConfiguration"
      }
    }
  }
}
```

```

    },
    "manualRating": {
      "__deferred": {
        "uri": "https://<api-server>/odata/v2/
FormCustomizedWeightedRatingSection(formContentId=32492L,formDataId=17253L)/
manualRating"
      }
    }
  }
}

```

## Use Case: Update the Manual Rating

This example shows how to update the manual rating in the Customized Weighted Rating section.

### Request

Operation	Upsert
HTTP Method	POST
URI	https://<api-server>/odata/v2/upsert
Payload	<pre> {   "__metadata": {     "uri": "FormCustomizedWeightedRatingSection(formDataId=17253L,formContentId=32492L)",     "type": "SFOData.FormCustomizedWeightedRatingSection"   },   "manualRating": {     "__metadata": {       "uri": "FormUserRatingComment(formContentId=32492L,formDataId=17253L,itemId=0L,ratingType='manual',sectionIndex=1,userId='')",       "type": "SFOData.FormUserRatingComment"     },     "ratingKey": "wf_sect_1_rating",     "rating": "2.0"   } } </pre>

### Response

```

{
  "d": [
    {
      "key": "FormCustomizedWeightedRatingSection/
formContentId=32492,FormCustomizedWeightedRatingSection/formDataId=17253",
      "status": "OK",
      "editStatus": null,
      "message": "",
      "index": 0,
      "httpCode": 200,
      "inlineResults": null
    }
  ]
}

```

```
}  
  ]  
}
```

### Related Information

[FormPerfPotSummarySection](#) [page 2430]  
[SAP Business Accelerator Hub: FormCustomizedWeightedRatingSection](#)

## 9.10.1.1.30 FormAuditTrail

You can use this entity to get the audit trail information about Performance Management forms to track form routing details.

### Permissions

To access all audit trail records of forms in the system, you should have the [Administrator](#) > [Manage Documents](#) > [Admin Access to Forms OData API](#) permission.

### Supported Operations

Operation	Description
Query	Query to get the audit trail details about a given form. AuditTrailId is required for the query operation.

### Properties and Navigation Properties

This section lists only the properties and navigation properties that require special business logic, permission, or other additional information. For more information, refer to the API dictionary in [Admin Center](#) > [API Center](#) > [OData API Data Dictionary](#) or the API metadata using query: `https://<api-server>/odata/v2/<Entity>/$metadata`.

## Use Case 1: Query the Audit Trail Details About a Form

The following example shows how to query the audit trail details about a given form.

### Request

Operation	Query
HTTP Method	GET
URI	<code>http://&lt;api-server&gt;/odata/v2/FormAuditTrail(auditTrailId=423L)?\$format=json</code>

### Response

```
{
  "d": {
    "__metadata": {
      "uri": "https://<api-server>/odata/v2/FormAuditTrail(423L)",
      "type": "SFOData.FormAuditTrail"
    },
    "auditTrailId": "423",
    "auditTrailRecipient": "101147",
    "auditTrailAction": "submit",
    "formContentId": "384",
    "formContentAssociatedStepId": "104654026225696",
    "auditTrailSender": "admin",
    "auditTrailLastModified": "/Date(1505201829000+0000)/",
    "auditTrailCoSender": null,
    "auditTrailComment": "Creation.",
    "formDataId": "87",
    "auditTrailSendProxy": null,
    "formContent": {
      "__deferred": {
        "uri": "https://<api-server>/odata/v2/FormAuditTrail(423L)/formContent"
      }
    },
    "formHeader": {
      "__deferred": {
        "uri": "https://<api-server>/odata/v2/FormAuditTrail(423L)/formHeader"
      }
    }
  }
}
```

## Use Case 2: Retrieve Audit Trail Details from FormHeader

The following example shows how to retrieve the audit trail details about a given form from the parent entity FormHeader.

### Request

Operation	Query
-----------	-------

HTTP Method

GET

URI

http://<api-server>/odata/v2/  
FormHeader(formDataId=87L)?  
\$expand=formAuditTrails&\$format=json

## Response

```
{
  "d": {
    "__metadata": {
      "uri": "https://<api-server>/odata/v2/FormHeader(87L)",
      "type": "SFOData.FormHeader"
    },
    "formDataId": "87",
    "dateAssigned": "/Date(1505201897000+0000)/",
    "formTemplateId": "4",
    "formTemplateType": "Review",
    "formOriginator": "admin",
    "formSubjectId": "101147",
    "sender": "101147",
    "currentStep": "EM",
    "stepDueDate": null,
    "formLastModifiedDate": "/Date(1505202062000+0000)/",
    "formTitle": "Impax-GDPR for Brian A Meta",
    "formDataStatus": "1",
    "formReviewDueDate": "/Date(1507823999000+0000)/",
    "formReviewStartDate": "/Date(1505145600000+0000)/",
    "creationDate": "/Date(1505201829000+0000)/",
    "formReviewEndDate": "/Date(1507823999000+0000)/",
    "rating": "0",
    "isRated": false,
    "formFeedbackList": {
      "__deferred": {
        "uri": "https://<api-server>/odata/v2/FormHeader(87L)/formFeedbackList"
      }
    },
    "formTemplate": {
      "__deferred": {
        "uri": "https://<api-server>/odata/v2/FormHeader(87L)/formTemplate"
      }
    },
    "formLastContent": {
      "__deferred": {
        "uri": "https://<api-server>/odata/v2/FormHeader(87L)/formLastContent"
      }
    },
    "formContents": {
      "__deferred": {
        "uri": "https://<api-server>/odata/v2/FormHeader(87L)/formContents"
      }
    },
    "formSender": {
      "__deferred": {
        "uri": "https://<api-server>/odata/v2/FormHeader(87L)/formSender"
      }
    },
    "formAuditTrails": {
      "results": [
        {
          "__metadata": {
            "uri": "https://<api-server>/odata/v2/FormAuditTrail(423L)",
            "type": "SFOData.FormAuditTrail"
          }
        }
      ]
    }
  }
}
```

```

        "auditTrailId": "423",
        "auditTrailRecipient": "101147",
        "auditTrailAction": "submit",
        "formContentId": "384",
        "formContentAssociatedStepId": "104654026225696",
        "auditTrailSender": "admin",
        "auditTrailLastModified": "/Date(1505201829000+0000)/",
        "auditTrailCoSender": null,
        "auditTrailComment": "Creation.",
        "formDataId": "87",
        "auditTrailSendProxy": null,
        "formContent": {
            "__deferred": {
                "uri": "https://<api-server>/odata/v2/
FormAuditTrail(423L)/formContent"
            }
        },
        "formHeader": {
            "__deferred": {
                "uri": "https://<api-server>/odata/v2/
FormAuditTrail(423L)/formHeader"
            }
        }
    },
    {
        "__metadata": {
            "uri": "https://<api-server>/odata/v2/FormAuditTrail(424L)",
            "type": "SFOData.FormAuditTrail"
        },
        "auditTrailId": "424",
        "auditTrailRecipient": "admin",
        "auditTrailAction": "manual_approve",
        "formContentId": "385",
        "formContentAssociatedStepId": "104654026670353",
        "auditTrailSender": "101147",
        "auditTrailLastModified": "/Date(1505201897000+0000)/",
        "auditTrailCoSender": null,
        "auditTrailComment": "Approved and routed on behalf of bmeta by
admin. ",
        "formDataId": "87",
        "auditTrailSendProxy": null,
        "formContent": {
            "__deferred": {
                "uri": "https://<api-server>/odata/v2/
FormAuditTrail(424L)/formContent"
            }
        },
        "formHeader": {
            "__deferred": {
                "uri": "https://<api-server>/odata/v2/
FormAuditTrail(424L)/formHeader"
            }
        }
    }
]
},
"formAttachments": {
    "__deferred": {
        "uri": "https://<api-server>/odata/v2/FormHeader(87L)/
formAttachments"
    }
},
"formSubject": {
    "__deferred": {
        "uri": "https://<api-server>/odata/v2/FormHeader(87L)/formSubject"
    }
},
"formRouteMap": {

```

```
    "__deferred": {
      "uri": "https://<api-server>/odata/v2/FormHeader(87L)/formRouteMap"
    }
  }
}
```

## Related Information

[SAP Business Accelerator Hub: FormAuditTrail](#) 

### 9.10.1.1.31 FormReviewFeedback

You can use this entity to get the request and response information about Ask for Feedback in Performance Management forms.

## Permissions

For more information on permissions, see [Performance Management Form Entities \[page 2360\]](#).

## Supported Operations

Operation	Description
Query	Query to get the request and response information about Ask for Feedback in a given form. FeedbackId is required for the query operation.

## Properties and Navigation Properties

This section lists only the properties and navigation properties that require special business logic, permission, or other additional information. For more information, refer to the API dictionary in [Admin Center](#) [API Center](#) [OData API Data Dictionary](#) or the API metadata using query: `https://<api-server>/odata/v2/<Entity>/$metadata`.

## Use Case 1: Query the Ask for Feedback Information

The following example shows how to query the request and response information about Ask for Feedback in a given form.

### Request

Operation	Query
HTTP Method	GET
URI	<code>http://&lt;api-server&gt;/odata/v2/ FormReviewFeedback(feedbackId=2L)? \$format=json</code>

### Response

```
{
  "d": {
    "__metadata": {
      "uri": "https://<api-server>/odata/v2/FormReviewFeedback(2L)",
      "type": "SFOData.FormReviewFeedback"
    },
    "feedbackId": "2",
    "responseDate": "/Date(1497571200000)/",
    "subjectUserEmail": null,
    "pmFeedback": "feedback is updated",
    "requestUserEmail": null,
    "appraiserUserEmail": "r.dong@sap.com",
    "appraiserUserId": "<<Richard~r.dong@sap.com>>",
    "responseId": "1",
    "requestUserRole": "EM",
    "digiCode": "3439c3e779d8600e4355f1eaf030f401",
    "subjectUserId": null,
    "companyId": "testLynn",
    "requestDate": "/Date(1497868749700)/",
    "formDataId": "87",
    "requestUserId": "admin"
  }
}
```

## Use Case 2: Retrieve Ask for Feedback Information from FormReviewFeedbackList

The following example shows how to retrieve the request and response information about Ask for Feedback from the parent entity FormReviewFeedbackList.

### Request

Operation	Query
HTTP Method	GET



URI

http://<api-server>/odata/v2/  
FormReviewFeedbackList(formDataId=87L)?  
\$expand=formFeedbacks&\$format=json

## Response

```
{
  "d": {
    "__metadata": {
      "uri": "https://<api-server>/odata/v2/FormReviewFeedbackList(87L)",
      "type": "SFOData.FormReviewFeedbackList"
    },
    "formDataId": "87",
    "formFeedbacks": {
      "results": [
        {
          "__metadata": {
            "uri": "https://<api-server>/odata/v2/
FormReviewFeedback(4L)",
            "type": "SFOData.FormReviewFeedback"
          },
          "feedbackId": "4",
          "responseDate": null,
          "subjectUserEmail": null,
          "pmFeedback": "",
          "requestUserEmail": null,
          "appraiserUserEmail": "bbbqqq@sap.com",
          "appraiserUserId": "<<Dong~bbbqqq@sap.com>>",
          "responseId": "-1",
          "requestUserRole": "EM",
          "digiCode": "792b6252219ee0fad4dbee8266be5384",
          "subjectUserId": null,
          "companyId": "testLynn",
          "requestDate": "/Date(1497868999386)/",
          "formDataId": "87",
          "requestUserId": "admin"
        }
      ]
    }
  }
}
```

## Error Codes

Error Code	Description
400 - BAD_REQUEST	FeedbackId cannot be null.

## Related Information

[SAP Business Accelerator Hub: FormReviewFeedback](#)

## 9.10.1.1.32 FormReviewFeedbackList

You can use this entity to get a list of Ask for Feedback information in Performance Management forms.

### Permissions

For more information on permissions, see [Performance Management Form Entities \[page 2360\]](#).

### Supported Operations

Operation	Description
Query	Query to get a list of Ask for Feedback information in a given form. FormDataId is required for the query operation.

### Properties and Navigation Properties

This section lists only the properties and navigation properties that require special business logic, permission, or other additional information. For more information, refer to the API dictionary in [Admin Center](#) [API Center](#) [OData API Data Dictionary](#) or the API metadata using query: `https://<api-server>/odata/v2/<Entity>/$metadata`.

### Use Case 1: Query a List of Ask for Feedback Information

The following example shows how to query a list of Ask for Feedback information in a given form.

#### Request

Operation	Query
HTTP Method	GET
URI	<code>http://&lt;api-server&gt;/odata/v2/FormReviewFeedbackList(formDataId=87L)?\$format=json</code>

#### Response

```
{
  "d": {
    "__metadata": {
      "uri": "https://<api-server>/odata/v2/FormReviewFeedbackList(87L)",

```

```

        "type": "SFOData.FormReviewFeedbackList"
      },
      "formDataId": "87",
      "formFeedbacks": {
        "__deferred": {
          "uri": "https://<api-server>/odata/v2/FormReviewFeedbackList(4L)/
formFeedbacks"
          "type": "SFOData.FormReviewFeedback"
        }
      }
    }
  }
}

```

## Use Case 2: Retrieve a List of Ask for Feedback Information from FormHeader

The following example shows how to retrieve a list of Ask for Feedback information from the parent entity FormHeader.

### Request

Operation	Query
HTTP Method	GET
URI	http://<api-server>/odata/v2/ FormHeader(formDataId=87L)? \$expand=formFeedbackList&\$format=json

### Response

```

{
  "d": {
    "__metadata": {
      "uri": "https://<api-server>/odata/v2/FormHeader(87L)",
      "type": "SFOData.FormHeader"
    },
    "formDataId": "87",
    "dateAssigned": "/Date(1505201897000+0000)/",
    "formTemplateId": "4",
    "formTemplateType": "Review",
    "formOriginator": "admin",
    "formSubjectId": "101147",
    "sender": "101147",
    "currentStep": "EM",
    "stepDueDate": null,
    "formLastModifiedDate": "/Date(1505202062000+0000)/",
    "formTitle": "Impax-GDPR for Brian A Meta",
    "formDataStatus": "1",
    "formReviewDueDate": "/Date(1507823999000+0000)/",
    "formReviewStartDate": "/Date(1505145600000+0000)/",
    "creationDate": "/Date(1505201829000+0000)/",
    "formReviewEndDate": "/Date(1507823999000+0000)/",
    "rating": "0",
    "isRated": false,
    "formFeedbackList": {
      "__metadata": {
        "uri": "https://<api-server>/odata/v2/FormReviewFeedbackList(87L)",
        "type": "SFOData.FormReviewFeedbackList"
      },
      "formDataId": "87",

```

```

        "formFeedbacks": {
            "__deferred": {
                "uri": "https://<api-server>/odata/v2/
FormReviewFeedbackList(87L)/formFeedbacks"
            }
        },
        "formTemplate": {
            "__deferred": {
                "uri": "https://<api-server>/odata/v2/FormHeader(87L)/formTemplate"
            }
        },
        "formLastContent": {
            "__deferred": {
                "uri": "https://<api-server>/odata/v2/FormHeader(87L)/
formLastContent"
            }
        },
        "formContents": {
            "__deferred": {
                "uri": "https://<api-server>/odata/v2/FormHeader(87L)/formContents"
            }
        },
        "formSender": {
            "__deferred": {
                "uri": "https://<api-server>/odata/v2/FormHeader(87L)/formSender"
            }
        },
        "formAttachments": {
            "__deferred": {
                "uri": "https://<api-server>/odata/v2/FormHeader(87L)/
formAttachments"
            }
        },
        "formSubject": {
            "__deferred": {
                "uri": "https://<api-server>/odata/v2/FormHeader(87L)/formSubject"
            }
        },
        "formRouteMap": {
            "__deferred": {
                "uri": "https://<api-server>/odata/v2/FormHeader(87L)/formRouteMap"
            }
        }
    }
}

```

## Error Codes

Error Code	Description
400 COE_GENERAL_BAD_REQUEST	FormDataId cannot be null.

## Related Information

[SAP Business Accelerator Hub: FormReviewFeedbackList](#)

## 9.10.1.1.33 Function Import

Function imports modify an entity. You use them as you would use any OData API.

The following function imports can be used to route the form:

- [signForm \[page 2555\]](#)
- [sendToNextStep \[page 2455\]](#)
- [rejectForm \[page 2558\]](#)

All the above mentioned APIs return complex type object CORouteFormStatusBean.

### Complex Type - CORouteFormStatusBean

Property	Description
status	To return status of function import API. Value can be either Success or Failure.

## 9.10.1.1.33.1 signForm

You can use this function import to sign Performance Management and 360 Reviews forms.

### Permissions

For more information on permissions, see [Performance Management Form Entities \[page 2360\]](#).

### Supported Operations

Operation	Description
Query	To sign a specific form when the form is at the signature stage. FormDataId is required for the query operation.

### Properties and Navigation Properties

Property	Description
formDataId	Indicates document ID. This is a mandatory field.

Property	Description
comment	Indicates the comment provided by the signer. This is an optional field. If <a href="#">Disable Ask For Comment Routing</a> is selected in <a href="#">Form Template Settings</a> , this property is not allowed.

## Use Case: Sign a Form

The following example shows how to use this function import to sign a form.

### Request

Operation	Query
HTTP Method	GET
URI	<code>https://&lt;hostname&gt;/odata/v2/signForm?formDataId=1234L &amp;comment='my comment'</code>

### Response

```
<d:CORouteFormStatusBean xmlns:d="http://schemas.microsoft.com/ado/2007/08/dataservices" xmlns:m="http://schemas.microsoft.com/ado/2007/08/dataservices/metadata" m:type="SFOData.CORouteFormStatusBean">
  <d:status>Success</d:status>
</d:CORouteFormStatusBean>
```

## Error Codes

Error Code	Description
TWF_MISS_REQUIRE_PARAMETER_ERROR	FormDataId is not provided in the URL.
TWF_INCORRECT_PARAMETER_ERROR	You may get this error message due to the following reasons: <ul style="list-style-type: none"> <li>Form is not found for the given formDataId.</li> <li>Form is found but the workflow action can't be operated. For example, form is in the En Route or Completed folder.</li> <li>Form is not at the signature stage.</li> <li>Form doesn't reach the exit date based on route map configuration.</li> <li>The signer provides a comment when <a href="#">Disable Ask For Comment Routing</a> is selected in <a href="#">Form Template Settings</a>.</li> </ul>

## 9.10.1.1.33.2 sendToNextStep

You can use this function import to send Performance Management forms to the next step in route maps.

### Permissions

For more information on permissions, see [Performance Management Form Entities \[page 2360\]](#).

### Supported Operations

Operation	Description
Query	To send a specific form to the next step. FormDataId is required for the query operation.

### Properties and Navigation Properties

Property	Description
formDataId	Indicates document ID. This is a mandatory field.
comment	Indicates the comment provided by the user. This is an optional field. If <i>Disable Ask For Comment Routing</i> is selected in <i>Form Template Settings</i> , this property is not allowed.
innerStepUserId	If the current step is the Iterative step, the property indicates a recipient user in the current step. In this case, if the property isn't specified, it's assumed that the recipient user isn't present and the form is sent to the next step outside the Iterative step.
nextStepEntryUser	If the next step is the Iterative step, the property indicates the first recipient user in the next step.

### Use Case 1: Send a Form to the Next Step

The following example shows how to use this function import to send a specific form to the next step.

#### Request

Operation	Query
-----------	-------

HTTP Method	GET
URI	https://<hostname>/odata/v2/ sendToNextStep? formDataId=1234L &comment='my comment'

## Response

```
<d:CORouteFormStatusBean xmlns:d="http://schemas.microsoft.com/ado/2007/08/
dataservices" xmlns:m="http://schemas.microsoft.com/ado/2007/08/dataservices/
metadata" m:type="SFOData.CORouteFormStatusBean">
<d:status>Success</d:status>
</d:CORouteFormStatusBean>
```

## Use Case 2: Send a Form to Another User in the Iterative Step

The following example shows how to send a specific form to another user in the Iterative step.

### Request

Operation	Query
HTTP Method	GET
URI	https://<hostname>/odata/v2/ sendToNextStep? formDataId=1234L &innerStepUserId='user1'

### Response

```
<d:CORouteFormStatusBean xmlns:d="http://schemas.microsoft.com/ado/2007/08/
dataservices" xmlns:m="http://schemas.microsoft.com/ado/2007/08/dataservices/
metadata" m:type="SFOData.CORouteFormStatusBean">
<d:status>Success</d:status>
</d:CORouteFormStatusBean>
```

## Use Case 3: Send a Form to the Iterative Step

The following example shows how to send a specific form to the next step that is the Iterative step.

### Request

Operation	Query
HTTP Method	GET
URI	https://<hostname>/odata/v2/ sendToNextStep? formDataId=1234L &nextIStepEntryUser='user2'



## Response

```
<d:CORouteFormStatusBean xmlns:d="http://schemas.microsoft.com/ado/2007/08/dataservices" xmlns:m="http://schemas.microsoft.com/ado/2007/08/dataservices/metadata" m:type="SFOData.CORouteFormStatusBean">
  <d:status>Success</d:status>
</d:CORouteFormStatusBean>
```

## Error Codes

Error Code	Description
TWF_MISS_REQUIRE_PARAMETER_ERROR	The current step is the Iterative step and innerStepUserId hasn't been given.
TWF_INCORRECT_PARAMETER_ERROR	You may get this error message due to the following reasons: <ul style="list-style-type: none"><li>Form isn't found for the given formDataId.</li><li>Form is found but the workflow action can't be operated. For example, form is in the En Route or Completed folder.</li><li>Form isn't at the modify or rejected stage.</li><li>The current step is the Iterative step and the innerStepId value is same as the current user.</li><li>The user provides a comment when <i>Disable Ask For Comment Routing</i> is selected in <i>Form Template Settings</i>.</li></ul>

### 9.10.1.1.33.3 sendToPreviousStep

You can use this function import to send Performance Management and 360 Reviews forms to the previous step at the modify stage.

## Permissions

*Enable form routing to previous step* is selected in *Form Template Settings*. For more information on permissions, see [Performance Management Form Entities \[page 2360\]](#).

## Supported Operations

Operation	Description
Query	To send a specific form to the previous step. FormDataId is required for the query operation.

## Properties and Navigation Properties

Property	Description
formDataId	Indicates document ID. This is a mandatory field.
comment	Indicates the comment provided by the user. This is an optional field. If <i>Disable Ask For Comment Routing</i> is selected in <i>Form Template Settings</i> , this property is not allowed.
previousStepEntryUser	If the previous step is the Iterative step, the property indicates the first recipient user in the previous step.

## Use Case: Send a Form to Previous Step

The following example shows how to use this function import to send a specific form to the previous step.

### Request

Operation	Query
HTTP Method	GET
URI	<code>http://&lt;Hostname&gt;/odata/v2/sendToPreviousStep? formDataId=192L&amp;comment=' test '</code>

### Response

```
{
  "d": {
    "CORouteFormStatusBean": {
      "status": "Success"
    }
  }
}
```

## Error Codes

Error Code	Description
COE_GENERAL_SERVER_FAILURE	General server-side error message.
TWF_INCORRECT_PARAMETER_ERROR	You may get this error message due to the following reasons: <ul style="list-style-type: none"><li>Based on form configuration, the form can't be sent to the previous step at the current stage.</li><li>User has no permission to execute this action on the form at the current step.</li></ul>

### 9.10.1.1.33.4 rejectForm

You can use this function import to reject Performance Management and 360 Reviews forms.

## Permissions

For more information on permissions, see [Performance Management Form Entities \[page 2360\]](#).

## Supported Operations

Operation	Description
Query	To reject a specific form when the form is at the signature stage. FormDataId is required for the query operation.

## Properties and Navigation Properties

Property	Description
formDataId	Indicates document ID. This is a mandatory field.
comment	Indicates the comment for rejecting the form provided by the user. This is an optional field. If <i>Disable Ask For Comment Routing</i> is selected in <i>Form Template Settings</i> , this property is not allowed.

## Use Case: Reject a Form

The following example shows how to use this function import to reject a specific form.

### Request

Operation	Query
HTTP Method	GET
URI	<code>https://&lt;hostname&gt;/odata/v2/signForm?formDataId=1234L &amp;comment='my comment'</code>

### Response

```
<d:CORouteFormStatusBean xmlns:d="http://schemas.microsoft.com/ado/2007/08/dataservices" xmlns:m="http://schemas.microsoft.com/ado/2007/08/dataservices/metadata" m:type="SFOData.CORouteFormStatusBean">
  <d:status>Success</d:status>
</d:CORouteFormStatusBean>
```

## Error Codes

Error Code	Description
TWF_MISS_REQUIRE_PARAMETER_ERROR	FormDataId is not provided in the URL.
TWF_INCORRECT_PARAMETER_ERROR	You may get this error message due to the following reasons: <ul style="list-style-type: none"><li>Form is not found for the given formDataId.</li><li>Form is found but the workflow action can't be operated. For example, form is in the En Route or Completed folder.</li><li>Form is not at the signature stage.</li><li>Form doesn't reach the exit date based on route map configuration.</li><li>The signer provides a comment when <a href="#">Disable Ask For Comment Routing</a> is selected in <a href="#">Form Template Settings</a>.</li></ul>

## 9.10.1.1.33.5 createPerformanceReviewForm

You can use this function import to launch Performance Management forms for single users. Before that, the start date, end date, and due date of performance review should be configured for the requested form template in [Form Template Settings](#).

### Permissions

Only users who have permission to create forms are allowed to launch forms using this API. If they don't have permission to create requested forms, the forms are not created and the API returns formDataId as -1. For more information on permissions, see [Performance Management Form Entities \[page 2360\]](#).

### Supported Operations

Operation	Description
Query	To create a Performance Management form for a specific user at a time. FormSubjectId and formTemplateId are required for the query operation.

### Properties and Navigation Properties

Property	Description
formSubjectId	Subject user ID for whom the form is launched. This is a mandatory field.
formTemplateId	ID of the selected form template. This is a mandatory field.
sendEmail	Default value for this field is false. If the value is true, email notification is sent to form subject.
enRouteCopy	Default value for this field is false. If the value is true, the copy of the form is created in the En Route folder.

### Use Case: Create a Performance Management Form

The following example shows how to use this function import to create a Performance Management form for a user.

## Request

Operation	Query
HTTP Method	GET
URI	<code>http://&lt;Hostname&gt;/odata/v2/ createPerformanceReviewForm? formSubjectId='wsown1'&amp; formTemplateId=391L&amp; sendEmail=true&amp; enRouteCopy=false</code>

## Response

Successful Response:

```
<d:CreatePerformanceReviewFormResponse  
m:type="SFOData.CreatePerformanceReviewFormResponse" xmlns:d="http://  
schemas.microsoft.com/ado/2007/08/dataservices" xmlns:m="http://  
schemas.microsoft.com/ado/2007/08/dataservices/metadata">  
  <d:formDataId m:type="Edm.Int64">7894</d:formDataId>  
  <d:status>SUCCESS</d:status>  
  <d:statusCode m:type="Edm.Int64">200</d:statusCode>  
</d:CreatePerformanceReviewFormResponse>
```

Failure Response:

```
<d:CreatePerformanceReviewFormResponse  
m:type="SFOData.CreatePerformanceReviewFormResponse">  
  <d:formDataId m:type="Edm.Int64">-1</d:formDataId>  
  <d:status>FAILURE</d:status>  
  <d:statusCode m:type="Edm.Int64">500</d:statusCode>  
</d:CreatePerformanceReviewFormResponse>
```

## Error Codes

Error Code	Description
400	SC_BAD_REQUEST/Error code (400) indicates the following: <ul style="list-style-type: none"><li>Requested form template is not a Performance Management form template.</li><li>Form template is associated with an invalid rating scale.</li><li>Form template is not associated with a route map.</li><li>Overlapping forms exist for the given form template's review period.</li></ul>
403	SC_FORBIDDEN/Status code (403) indicates that the logged-in user doesn't have permission to launch forms using the requested form template.
404	SC_NOT_FOUND/Status code (404) indicates that the formTemplateId is invalid.

Error Code	Description
500	SC_INTERNAL_SERVER_ERROR/Status code (500) indicates that an error inside the server prevents launching the form.

## 9.10.1.2 360 Reviews Form Entities

360 Form OData APIs enables you to access form contents of a 360 form.

### Permissions

Template configured permissions - Send Copy

Permission System	Required Settings
User based	Enable 360 Detailed Report Permission: Go to <a href="#">Admin Center</a> <a href="#">Form Template Settings</a> <a href="#">360 Degree/Multi-Review</a> , and enable 360 Detailed Report Permission for Process Owner, Manager/HR, Employee, Approvers and Users With Detailed 360 Reports Privilege.

#### Note

Selecting the *Enable Graphic Report(360)* option also enables you to choose the named view or anonymous view for the send copy employees.

Other Permissions

Permission System	Required Settings
User based	Enable Form Templates, Rating Scales, Routing Maps: Go to <a href="#">Admin Center</a> <a href="#">Manage Form Templates</a>

#### Note

For information about other entities that can also be used in 360 forms, except for those described in this section, refer to:

- [FormCompetencySection](#) [page 2380]
- [FormCompetency](#) [page 2373]
- [FormCompetencyBehavior](#) [page 2377]
- [FormBehaviorRatingComment](#) [page 2383]

## 9.10.1.2.1 Form360ReviewContentDetail

You can use this entity to query basic information about different sections present in a 360 form. The data for this entity comes from form content XML.

### Permissions

For more information about permissions, see [360 Reviews Form Entities](#).

### Supported Operations

Operation	Description
Query	Query to identify a specific form content.

**Note**

Currently, this entity cannot fetch information from multiple forms. formContentId and formDataId are required to query a specific form content.

### Properties and Navigation Properties

This section lists only the properties and navigation properties that require special business logic, permission, or other additional information. For more information, refer to the API dictionary in [Admin Center](#) [API Center](#) [OData API Data Dictionary](#) or the API metadata using query: `https://<api-server>/odata/v2/<Entity>/$metadata`.

#### Navigation Properties

Navigation Property	Related Entity	Description
originatorUser	User	Navigation to the corresponding user entity
subjectUser	User	Navigation to the corresponding user entity

### Use Case 1: Query the basic information of a 360 form

The following example shows how to query the basic information of a given 360 form.



## Request

Operation	Query
HTTP Method	GET
URI	https://<API-Server>/odata/v2/ Form360ReviewContentDetail(formContentId=4779L,formDataId=2303L)?\$format=json

## Response

```
{
  "d": {
    "__metadata": {
      "uri": "https://<API-Server>/odata/v2/  
Form360ReviewContentDetail(formContentId=4779L,formDataId=2303L)",
      "type": "SFOData.Form360ReviewContentDetail"
    },
    "formContentId": "4779",
    "formDataId": "2303",
    "subjectUserName": "Wilma Sown",
    "originatorUserId": "cgrant1",
    "subjectUserId": "wsown1",
    "originatorUserName": "Charles Grant",
    "formTitle": "Multi-Rater for Wilma Sown",
    "summarySection": {
      "__deferred": {
        "uri": "https://<API-Server>/odata/v2/  
Form360ReviewContentDetail(formContentId=4779L,formDataId=2303L)/summarySection"
      }
    },
    "raterListSection": {
      "__deferred": {
        "uri": "https://<API-Server>/odata/v2/  
Form360ReviewContentDetail(formContentId=4779L,formDataId=2303L)/raterListSection"
      }
    },
    "compSections": {
      "__deferred": {
        "uri": "https://<API-Server>/odata/v2/  
Form360ReviewContentDetail(formContentId=4779L,formDataId=2303L)/compSections"
      }
    },
    "form360RaterSection": {
      "__deferred": {
        "uri": "https://<API-  
Server>/odata/v2/Form360ReviewContentDetail(formContentId=4779L,formDataId=2303L)/  
form360RaterSection"
      }
    },
    "objSections": {
      "__deferred": {
        "uri": "https://<API-Server>/odata/v2/  
Form360ReviewContentDetail(formContentId=4779L,formDataId=2303L)/objSections"
      }
    }
  }
}
```

## Use Case 2: Query the summary section of a 360 form

The example shows how to query the summary section of a given 360 form.

### Request

Operation	Query
HTTP Method	GET
URI	<code>https://&lt;API-Server&gt;/odata/v2/ Form360ReviewContentDetail(formContentId=4 779L,formDataId=2303L)/summarySection? \$format=json</code>

### Response

```
{
  "d": {
    "__metadata": {
      "uri": "https://<API-Server>/odata/v2/  
FormSummarySection(formContentId=4779L,formDataId=2303L)",
      "type": "SFOData.FormSummarySection"
    },
    "formContentId": "4779",
    "formDataId": "2303",
    "sectDesc": "",
    "sectIndex": 5,
    "sectName": "Overall Average Rating",
    "overallAdjustedRating": {
      "__deferred": {
        "uri": "https://<API-Server>/odata/v2/  
FormSummarySection(formContentId=4779L,formDataId=2303L)/overallAdjustedRating"
      }
    },
    "sectConfig": {
      "__deferred": {
        "uri": "https://<API-Server>/odata/v2/  
FormSummarySection(formContentId=4779L,formDataId=2303L)/sectConfig"
      }
    },
    "selfRatingComment": {
      "__deferred": {
        "uri": "https://<API-Server>/odata/v2/  
FormSummarySection(formContentId=4779L,formDataId=2303L)/selfRatingComment"
      }
    },
    "calculatedFormRating": {
      "__deferred": {
        "uri": "https://<API-Server>/odata/v2/  
FormSummarySection(formContentId=4779L,formDataId=2303L)/calculatedFormRating"
      }
    },
    "overallFormRating": {
      "__deferred": {
        "uri": "https://<API-Server>/odata/v2/  
FormSummarySection(formContentId=4779L,formDataId=2303L)/overallFormRating"
      }
    },
    "othersRatingComment": {
      "__deferred": {
        "uri": "https://<API-Server>/odata/v2/  
FormSummarySection(formContentId=4779L,formDataId=2303L)/othersRatingComment"
      }
    }
  }
}
```

```
}
  }
}
```

## Use Case 3: Query the rater list of a 360 form

The following example shows how to query the rater list of a given 360 form.

### Request

Operation	Query
HTTP Method	GET
URI	<code>https://&lt;API-Server&gt;/odata/v2/ Form360ReviewContentDetail(formContentId=3 4066L,formDataId=46047L)/raterListSection? \$format=json</code>

### Response

```
{
  "d": {
    "results": [{
      "__metadata": {
        "uri": "https://<API-Server>/odata/v2/  
FormRaterListSection(formContentId=34066L,formDataId=46047L)",
        "type": "SFOData.FormRaterListSection"
      },
      "formContentId": "34066",
      "formDataId": "46047",
      "mail": "foo@dummy.com",
      "internalOrExternal": "internal",
      "category": "Manager",
      "participantName": "Alexander Thompson",
      "manager": "dcortez1",
      "division": "ACE Software",
      "department": "N/A",
      "company": "Company_ABC",
      "cellPhone": "",
      "jobCode": "DEPT-PRES",
      "participantID": "athompson1",
      "jobTitle": "Boutique Coffee Specialist",
      "participantUser": {
        "__deferred": {
          "uri": "https://<API-Server>/odata/v2/  
FormRaterListSection(formContentId=34066L,formDataId=46047L)/participantUser"
        }
      }
    }
  ]
}
```

## Use Case 4: Query the competency sections of a 360 form

The following example shows how to query the competency sections of a given 360 form.

## Request

Operation	Query
HTTP Method	GET
URI	https://<API-Server>/odata/v2/ Form360ReviewContentDetail(formContentId=3 4066L,formDataId=46047L)/ competencySections?\$format=json

## Response

```
{
  "d": {
    "results": [
      {
        "__metadata": {
          "uri": "https://<API-Server>/odata/v2/  
FormCompetencySection(formContentId=34066L,formDataId=46047L,sectIndex=2)",
          "type": "SFOData.FormCompetencySection"
        },
        "sectIndex": 2,
        "formContentId": "34066",
        "formDataId": "46047",
        "sectDesc": "<font color=#000055 size=4><b>Competency Feedback</b></  
font>",
        "sectWeightKey": "wf_sect_2_sectweight",
        "sectWeight": null,
        "sectName": "Competency Feedback",
        "sectionConfig": {
          "__deferred": {
            "uri": "https://<API-Server>/  
odata/v2/FormCompetencySection(formContentId=34066L,formDataId=46047L,sectIndex=2)/  
sectionConfig"
          }
        },
        "selfRatingComment": {
          "__deferred": {
            "uri": "https://<API-Server>/  
odata/v2/FormCompetencySection(formContentId=34066L,formDataId=46047L,sectIndex=2)/  
selfRatingComment"
          }
        },
        "competencies": {
          "__deferred": {
            "uri": "https://<API-Server>/  
odata/v2/FormCompetencySection(formContentId=34066L,formDataId=46047L,sectIndex=2)/  
competencies"
          }
        },
        "othersRatingComment": {
          "__deferred": {
            "uri": "https://<API-Server>/  
odata/v2/FormCompetencySection(formContentId=34066L,formDataId=46047L,sectIndex=2)/  
othersRatingComment"
          }
        }
      }
    ]
  }
}
```

## Use Case 5: Query the objective sections of a 360 form

The following example shows how to query the objective sections of a given 360 form.

### Request

Operation	Query
HTTP Method	GET
URI	<code>https://&lt;API-Server&gt;/odata/v2/Form360ReviewContentDetail(formContentId=34066L,formDataId=46047L)/objectiveSections?\$format=json</code>

### Response

```
{
  "d": {
    "results": [
      {
        "__metadata": {
          "uri": "https://<API-Server>/odata/v2/FormObjectiveSection(formContentId=34066L,formDataId=? ,sectIndex=5)",
          "type": "SFOData.FormObjectiveSection"
        },
        "sectIndex": 5,
        "formContentId": "34066",
        "formDataId": "46047",
        "sectDesc": "",
        "sectWeight": null,
        "sectName": "Objective",
        "objectives": {
          "__deferred": {
            "uri": "https://<API-Server>/odata/v2/FormObjectiveSection(formContentId=34066L,formDataId=46047L,sectIndex=5)/objectives"
          }
        },
        "sectionConfig": {
          "__deferred": {
            "uri": "https://<API-Server>/odata/v2/FormObjectiveSection(formContentId=34066L,formDataId=46047L,sectIndex=5)/sectionConfig"
          }
        },
        "selfRatingComment": {
          "__deferred": {
            "uri": "https://<API-Server>/odata/v2/FormObjectiveSection(formContentId=34066L,formDataId=46047L,sectIndex=5)/selfRatingComment"
          }
        },
        "othersRatingComment": {
          "__deferred": {
            "uri": "https://<API-Server>/odata/v2/FormObjectiveSection(formContentId=34066L,formDataId=46047L,sectIndex=5)/othersRatingComment"
          }
        }
      }
    ]
  }
}
```

## Use Case 6: Query the rater section of a 360 form

The following example shows how to query the rater section of a given 360 form.

### Request

Operation	Query
HTTP Method	GET
URI	<code>https://&lt;API-Server&gt;/odata/v2/Form360ReviewContentDetail(formContentId=34066L,formDataId=46047L)/form360RaterSection?\$format=json</code>

### Response

```
{
  "d": {
    "__metadata": {
      "uri": "https://<API-Server>/odata/v2/Form360RaterSection(formContentId=34066L,formDataId=46047L)",
      "type": "SFOData.Form360RaterSection"
    },
    "formContentId": "34066",
    "formDataId": "46047",
    "formStatus": 3,
    "formRating": "0.0/5.0",
    "formStatusDesc": "Completed",
    "form360Raters": {
      "__deferred": {
        "uri": "https://<API-Server>/odata/v2/Form360RaterSection(formContentId=34066L,formDataId=46047L)/form360Raters"
      }
    }
  }
}
```

## Related Information

[SAP Business Accelerator Hub: Form360ReviewContentDetail](#)

## 9.10.1.2.2 FormReviewInfoSection

You can use this entity to query and update the information of the review information section in 360 Reviews forms. The data of this entity comes from content XML.

### Permissions

For more information on permissions, refer to [360 Reviews Form Entities \[page 2463\]](#).

### Supported Operations

Operation	Description
Query	Query the review information section of a specific form. FormContentId and formDataId are required for the query operation. If the section is not configured in the form, the query result is null.
Upsert	Update the review information section of a specific form. FormContentId and formDataId are required for the upsert operation.

### Properties and Navigation Properties

This section lists only the properties and navigation properties that require special business logic, permission, or other additional information. For more information, refer to the API dictionary in [Admin Center > API Center > OData API Data Dictionary](#) or the API metadata using query: `https://<api-server>/odata/v2/<Entity>/$metadata`.

### Use Case 1: Query the Review Information Section

The following example shows how to query the review information section of a specific 360 Reviews form.

#### Request

Operation	Query
HTTP Method	GET
URI	<code>https://&lt;api-server&gt;/odata/v2/FormReviewInfoSection(formContentId=14686L,formDataId=16208L)?\$format=json</code>

## Response

```
{
  "d": {
    "__metadata": {
      "uri": "https://<api-server>/odata/v2/
FormReviewInfoSection(formContentId=146861L,formDataId=16208L)",
      "type": "SFOData.FormReviewInfoSection"
    },
    "formContentId": "146861",
    "formDataId": "16208",
    "sectionIndex": 4,
    "formDateFormat": "MM/dd/yyyy",
    "isDueDateValidationDisabled": false,
    "sectionName": "Review Information",
    "isReviewDatesEditable": true,
    "reviewStartDate": "08/13/2018",
    "reviewEndDate": "09/14/2018",
    "formOriginator": "User_ABC",
    "sectionDescription": "",
    "reviewDueDate": "09/14/2018"
  }
}
```

## Use Case 2: Update the Review Information Section

The following example shows how to update the review information section of a specific 360 Reviews form.

### Request

Operation	Upsert
HTTP Method	POST
URI	https://<api-server>/odata/v2/upsert? \$format=json
Payload	<pre>{   "__metadata": {     "uri": "https://&lt;api-server&gt;/ odata/v2/ FormReviewInfoSection(formContentId=1468 61L,formDataId=16208L)",     "type": "SFOData.FormReviewInfoSection"   },   "formContentId": "146861",   "formDataId": "16208",   "formDateFormat": "MM/dd/yyyy",   "reviewStartDate": "08/15/2018",   "reviewEndDate": "09/15/2018",   "reviewDueDate": "09/15/2018" }</pre>

### Response

```
{
  "d": [ {
```



```

        "key": "FormReviewInfoSection/
formContentId=146861,FormReviewInfoSection/formDataId=16208",
        "status": "OK", "editStatus": null, "message": "", "index": 0,
        "httpCode": 200, "inlineResults": null
    }
}

```

## Use Case 3: Retrieve the Review Information Section from Form360ReviewContentDetail

The following example shows how to retrieve the review information section of a specific 360 Reviews form from the parent entity Form360ReviewContentDetail.

### Request

Operation	Query
HTTP Method	GET
URI	https://<api-server>/odata/v2/ Form360ReviewContentDetail(formDataId=16208L, formContentId=146861L)? \$format=json&\$expand=reviewInfoSection

### Response

```

{
  "d": {
    "__metadata": {
      "uri": "https://<api-server>/odata/v2/
Form360ReviewContentDetail(formContentId=146861L,formDataId=16208L)",
      "type": "SFOData.Form360ReviewContentDetail"
    },
    "formContentId": "146861",
    "formDataId": "16208",
    "subjectUserName": "Jack Lo",
    "originatorUserId": "XXX",
    "sectionsInSummaryView": null,
    "originatorUserName": "Jack Lo",
    "formLocale": "en_US",
    "subjectUserGender": "M",
    "formMode": "EVALUATE",
    "subjectFirstName": "Jack",
    "subjectUserId": "XXX",
    "formTitle": "360 Common for Jack Lo",
    "summarySection": {
      "__deferred": {
        "uri": "https://<api-server>/odata/v2/
Form360ReviewContentDetail(formContentId=146861L,formDataId=16208L)/summarySection"
      }
    },
    "introductionSection": {
      "__deferred": {
        "uri": "https://<api-server>/
odata/v2/Form360ReviewContentDetail(formContentId=146861L,formDataId=16208L)/
introductionSection"
      }
    },
    "signatureSection": {

```

```

    "__deferred": {
      "uri": "https://<api-server>/
odata/v2/Form360ReviewContentDetail(formContentId=146861L,formDataId=16208L)/
signatureSection"
    },
    "raterListSection": {
      "__deferred": {
        "uri": "https://<api-server>/
odata/v2/Form360ReviewContentDetail(formContentId=146861L,formDataId=16208L)/
raterListSection"
      }
    },
    "reviewInfoSection": {
      "__metadata": {
        "uri": "https://<api-server>/odata/v2/
FormReviewInfoSection(formContentId=146861L,formDataId=16208L)",
        "type": "SFOData.FormReviewInfoSection"
      },
      "formContentId": "146861",
      "formDataId": "16208",
      "sectionIndex": 4,
      "formDateFormat": "MM/dd/yyyy",
      "isDueDateValidationDisabled": false,
      "sectionName": "Review Information",
      "isReviewDatesEditable": true,
      "reviewStartDate": "08/15/2018",
      "reviewEndDate": "09/15/2018",
      "formOriginator": "Jack Lo",
      "sectionDescription": "",
      "reviewDueDate": "09/15/2018"
    },
    "formConfiguration": {
      "__deferred": {
        "uri": "https://<api-server>/
odata/v2/Form360ReviewContentDetail(formContentId=146861L,formDataId=16208L)/
formConfiguration"
      }
    },
    "userInformationSection": {
      "__deferred": {
        "uri": "https://<api-server>/
odata/v2/Form360ReviewContentDetail(formContentId=146861L,formDataId=16208L)/
userInformationSection"
      }
    },
    "summaryViewSection": {
      "__deferred": {
        "uri": "https://localhost:443/
odata/v2/Form360ReviewContentDetail(formContentId=146861L,formDataId=16208L)/
summaryViewSection"
      }
    },
    "objectiveSections": {
      "__deferred": {
        "uri": "https://<api-server>/
odata/v2/Form360ReviewContentDetail(formContentId=146861L,formDataId=16208L)/
objectiveSections"
      }
    },
    "competencySections": {
      "__deferred": {
        "uri": "https://<api-server>/
odata/v2/Form360ReviewContentDetail(formContentId=146861L,formDataId=16208L)/
competencySections"
      }
    },
    "form360RaterSection": {

```

```

    "__deferred": {
      "uri": "https://<api-server>/
odata/v2/Form360ReviewContentDetail(formContentId=146861L,formDataId=16208L)/
form360RaterSection"
    }
  },
  "customSections": {
    "__deferred": {
      "uri": "https://<api-server>/odata/v2/
Form360ReviewContentDetail(formContentId=146861L,formDataId=16208L)/customSections"
    }
  },
  "participantSection": {
    "__deferred": {
      "uri": "https://<api-server>/
odata/v2/Form360ReviewContentDetail(formContentId=146861L,formDataId=16208L)/
participantSection"
    }
  }
}
}
}

```

## Error Codes

Error Code	Description
400 COE_GENERAL_BAD_REQUEST	[COE0018] formDataId, formContentId, and participantId cannot be null

### 9.10.1.2.3 FormReviewerInfoSection

You can use this entity to query the information of the reviewer information section of 360 Reviews forms. The data of this entity comes from content XML.

## Permissions

For more information on permissions, refer to [360 Reviews Form Entities \[page 2463\]](#).

## Supported Operations

Operation	Description
Query	Query the reviewer information section of a specific form when the form is at the evaluation stage. FormContentId and formDataId are required for the query operation.

## Properties and Navigation Properties

Navigation Property	Description
reviewerInfoElements	A list of reviewer information elements

This section lists only the properties and navigation properties that require special business logic, permission, or other additional information. For more information, refer to the API dictionary in [Admin Center](#) [API Center](#) [OData API Data Dictionary](#) or the API metadata using query: `https://<api-server>/odata/v2/<Entity>/$metadata`.

### Use Case 1: Query the Reviewer Information Section

The following example shows how to query the reviewer information section of a specific 360 Reviews form.

#### Request

Operation	Query
HTTP Method	GET
URI	<code>https://&lt;api-server&gt;/odata/v2/FormReviewerInfoSection(formContentId=146886L,formDataId=16212L)?\$format=json</code>

#### Response

```
{
  "d": {
    "__metadata": {
      "uri": "https://<api-server>/odata/v2/FormReviewerInfoSection(formContentId=146886L,formDataId=16212L)",
      "type": "SFOData.FormReviewerInfoSection"
    },
    "formContentId": "146886",
    "formDataId": "16212",
    "sectionIndex": 2,
    "sectionName": "Reviewer",
    "sectionDescription": "",
    "reviewerInfoElements": {
      "__deferred": {
        "uri": "https://<api-server>/odata/v2/FormReviewerInfoSection(formContentId=146886L,formDataId=16212L)/reviewerInfoElements"
      }
    }
  }
}
```

## Use Case 2: Get Reviewer Details in the Reviewer Information Section

The following example shows how to query the reviewer details in the reviewer information section of a specific 360 Reviews form.

### Request

Operation	Query
HTTP Method	GET
URI	<code>https://&lt;api-server&gt;/odata/v2/ FormReviewerInfoSection(formContentId=146886L,formDataId=16212L)? \$format=json&amp;\$expand=reviewerInfoElements</code>

### Response

```
{
  "d": {
    "__metadata": {
      "uri": "https://<api-server>/odata/v2/  
FormReviewerInfoSection(formContentId=146886L,formDataId=16212L)",
      "type": "SFOData.FormReviewerInfoSection"
    },
    "formContentId": "146886",
    "formDataId": "16212",
    "sectionIndex": 2,
    "sectionName": "Reviewer",
    "sectionDescription": "",
    "reviewerInfoElements": {
      "results": [
        {
          "__metadata": {
            "uri": "https://<api-server>/odata/v2/  
FormCustomElement(elementKey='TITLE',formContentId=146886L,formDataId=16212L,itemId=  
-1L,sectionIndex=2)",
            "type": "SFOData.FormCustomElement"
          },
          "sectionIndex": 2,
          "elementKey": "TITLE",
          "formContentId": "146886",
          "itemId": "-1",
          "formDataId": "16212",
          "maximumValue": "0.0",
          "textMaximumLength": -1,
          "minimumValue": "0.0",
          "writingAssistant": false,
          "type": null,
          "editable": false,
          "valueKey": null,
          "textSize": 0,
          "name": "Title",
          "value": "",
          "dateFormat": null,
          "elementIndex": 2,
          "required": false,
          "checked": false,
          "elementListValues": {
            "__deferred": {
              "uri": "https://<api-server>/odata/v2/  
FormCustomElement(elementKey='TITLE',formContentId=146886L,formDataId=16212L,itemId=  
-1L,sectionIndex=2)/elementListValues"
            }
          }
        }
      ]
    }
  }
}
```

```

    }
  },
  {
    "__metadata": {
      "uri": "https://<api-server>/odata/v2/
FormCustomElement(elementKey='DEPARTMENT',formContentId=146886L,formDataId=16212L,item
emId=-1L,sectionIndex=2)",
      "type": "SFOData.FormCustomElement"
    },
    "sectionIndex": 2,
    "elementKey": "DEPARTMENT",
    "formContentId": "146886",
    "itemId": "-1",
    "formDataId": "16212",
    "maximumValue": "0.0",
    "textMaximumLength": -1,
    "minimumValue": "0.0",
    "writingAssistant": false,
    "type": null,
    "editable": false,
    "valueKey": null,
    "textSize": 0,
    "name": "Department",
    "value": "N/A",
    "dateFormat": null,
    "elementIndex": 3,
    "required": false,
    "checked": false,
    "elementListValues": {
      "__deferred": {
        "uri": "https://<api-server>/odata/v2/
FormCustomElement(elementKey='DEPARTMENT',formContentId=146886L,formDataId=16212L,item
emId=-1L,sectionIndex=2)/elementListValues"
      }
    }
  },
  {
    "__metadata": {
      "uri": "https://<api-server>/odata/v2/
FormCustomElement(elementKey='LASTNAME',formContentId=146886L,formDataId=16212L,item
Id=-1L,sectionIndex=2)",
      "type": "SFOData.FormCustomElement"
    },
    "sectionIndex": 2,
    "elementKey": "LASTNAME",
    "formContentId": "146886",
    "itemId": "-1",
    "formDataId": "16212",
    "maximumValue": "0.0",
    "textMaximumLength": -1,
    "minimumValue": "0.0",
    "writingAssistant": false,
    "type": null,
    "editable": false,
    "valueKey": null,
    "textSize": 0,
    "name": "Last Name",
    "value": "Lo",
    "dateFormat": null,
    "elementIndex": 0,
    "required": false,
    "checked": false,
    "elementListValues": {
      "__deferred": {
        "uri": "https://<api-server>/odata/v2/
FormCustomElement(elementKey='LASTNAME',formContentId=146886L,formDataId=16212L,item
Id=-1L,sectionIndex=2)/elementListValues"
      }
    }
  }
}

```

```

    }
  },
  {
    "__metadata": {
      "uri": "https://<api-server>/odata/v2/
FormCustomElement(elementKey='LOCATION',formContentId=146886L,formDataId=16212L,item
Id=-1L,sectionIndex=2)",
      "type": "SFOData.FormCustomElement"
    },
    "sectionIndex": 2,
    "elementKey": "LOCATION",
    "formContentId": "146886",
    "itemId": "-1",
    "formDataId": "16212",
    "maximumValue": "0.0",
    "textMaximumLength": -1,
    "minimumValue": "0.0",
    "writingAssistant": false,
    "type": null,
    "editable": false,
    "valueKey": null,
    "textSize": 0,
    "name": "Location",
    "value": "N/A",
    "dateFormat": null,
    "elementIndex": 4,
    "required": false,
    "checked": false,
    "elementListValues": {
      "__deferred": {
        "uri": "https://<api-server>/odata/v2/
FormCustomElement(elementKey='LOCATION',formContentId=146886L,formDataId=16212L,item
Id=-1L,sectionIndex=2)/elementListValues"
      }
    }
  },
  {
    "__metadata": {
      "uri": "https://<api-server>/odata/v2/
FormCustomElement(elementKey='FIRSTNAME',formContentId=146886L,formDataId=16212L,ite
mId=-1L,sectionIndex=2)",
      "type": "SFOData.FormCustomElement"
    },
    "sectionIndex": 2,
    "elementKey": "FIRSTNAME",
    "formContentId": "146886",
    "itemId": "-1",
    "formDataId": "16212",
    "maximumValue": "0.0",
    "textMaximumLength": -1,
    "minimumValue": "0.0",
    "writingAssistant": false,
    "type": null,
    "editable": false,
    "valueKey": null,
    "textSize": 0,
    "name": "First Name",
    "value": "Tim",
    "dateFormat": null,
    "elementIndex": 1,
    "required": false,
    "checked": false,
    "elementListValues": {
      "__deferred": {
        "uri": "https://<api-server>/odata/v2/
FormCustomElement(elementKey='FIRSTNAME',formContentId=146886L,formDataId=16212L,ite
mId=-1L,sectionIndex=2)/elementListValues"
      }
    }
  }
}

```





## Response

```
{
  "d": {
    "__metadata": {
      "uri": "https://<api-server>/odata/v2/
Form360ReviewContentDetail(formContentId=146886L,formDataId=16212L)",
      "type": "SFOData.Form360ReviewContentDetail"
    },
    "formContentId": "146886",
    "formDataId": "16212",
    "sectionsInSummaryView": "1,4",
    "formLocale": "en_US",
    "subjectUserGender": "M",
    "formMode": "EVALUATE",
    "subjectUserId": "I000000",
    "formTitle": "360 Common for Tim Lo",
    "subjectUserName": "Tim Lo",
    "originatorUserId": "I000000",
    "originatorUserName": "Tim Lo",
    "subjectFirstName": "Tim",
    "introductionSection": {
      "__deferred": {
        "uri": "https://<api-server>/
odata/v2/Form360ReviewContentDetail(formContentId=146886L,formDataId=16212L)/
introductionSection"
      }
    },
    "reviewInfoSection": {
      "__deferred": {
        "uri": "https://<api-server>/
odata/v2/Form360ReviewContentDetail(formContentId=146886L,formDataId=16212L)/
reviewInfoSection"
      }
    },
    "competencySections": {
      "__deferred": {
        "uri": "https://<api-server>/
odata/v2/Form360ReviewContentDetail(formContentId=146886L,formDataId=16212L)/
competencySections"
      }
    },
    "summarySection": {
      "__deferred": {
        "uri": "https://<api-server>/odata/v2/
Form360ReviewContentDetail(formContentId=146886L,formDataId=16212L)/summarySection"
      }
    },
    "signatureSection": {
      "__deferred": {
        "uri": "https://<api-server>/
odata/v2/Form360ReviewContentDetail(formContentId=146886L,formDataId=16212L)/
signatureSection"
      }
    },
    "raterListSection": {
      "__deferred": {
        "uri": "https://<api-server>/
odata/v2/Form360ReviewContentDetail(formContentId=146886L,formDataId=16212L)/
raterListSection"
      }
    },
    "formConfiguration": {
      "__deferred": {
        "uri": "https://<api-server>/
odata/v2/Form360ReviewContentDetail(formContentId=146886L,formDataId=16212L)/
formConfiguration"
      }
    }
  }
}
```

```

    },
    "userInformationSection": {
      "__deferred": {
        "uri": "https://<api-server>/
odata/v2/Form360ReviewContentDetail(formContentId=146886L,formDataId=16212L)/
userInformationSection"
      }
    },
    "summaryViewSection": {
      "__deferred": {
        "uri": "https://<api-server>/
odata/v2/Form360ReviewContentDetail(formContentId=146886L,formDataId=16212L)/
summaryViewSection"
      }
    },
    "objectiveSections": {
      "__deferred": {
        "uri": "https://<api-server>/
odata/v2/Form360ReviewContentDetail(formContentId=146886L,formDataId=16212L)/
objectiveSections"
      }
    },
    "jobDescSection": {
      "__deferred": {
        "uri": "https://<api-server>/odata/v2/
Form360ReviewContentDetail(formContentId=146886L,formDataId=16212L)/jobDescSection"
      }
    },
    "form360RaterSection": {
      "__deferred": {
        "uri": "https://<api-server>/
odata/v2/Form360ReviewContentDetail(formContentId=146886L,formDataId=16212L)/
form360RaterSection"
      }
    },
    "reviewerInfoSection": {
      "__metadata": {⌘
        "uri": "https://<api-server>/odata/v2/
FormReviewerInfoSection(formContentId=146886L,formDataId=16212L)",
        "type": "SFOData.FormReviewerInfoSection"
      },
      "formContentId": "146886",
      "formDataId": "16212",
      "sectionIndex": 2,
      "sectionName": "Reviewer",
      "sectionDescription": "",
      "reviewerInfoElements": {
        "__deferred": {
          "uri": "https://<api-
server>/odata/v2/FormReviewerInfoSection(formContentId=146886L,formDataId=16212L)/
reviewerInfoElements"
        }
      }
    },
    "customSections": {
      "__deferred": {
        "uri": "https://<api-server>/odata/v2/
Form360ReviewContentDetail(formContentId=146886L,formDataId=16212L)/customSections"
      }
    },
    "participantSection": {
      "__deferred": {
        "uri": "https://<api-server>/
odata/v2/Form360ReviewContentDetail(formContentId=146886L,formDataId=16212L)/
participantSection"
      }
    }
  }
}

```

```
}
```

## Error Codes

Error Code	Description
400 COE_GENERAL_BAD_REQUEST	[COE0018] formDataId and formContentId cannot be null.

### 9.10.1.2.4 FormJobDescSection

You can use this entity to query the information of the job description section in 360 Reviews forms. The data of this entity comes from content XML.

## Permissions

For more information on permissions, refer to [360 Reviews Form Entities \[page 2463\]](#).

## Supported Operations

Operation	Description
Query	Query the job description section of a specific form. FormContentId, formDataId, and sectionIndex are required for the query operation. If the section is not configured in the form, the query result is null.

## Properties and Navigation Properties

This section lists only the properties and navigation properties that require special business logic, permission, or other additional information. For more information, refer to the API dictionary in [Admin Center](#) [API Center](#) [OData API Data Dictionary](#) or the API metadata using query: `https://<api-server>/odata/v2/<Entity>/$metadata`.

## Use Case 1: Query the Job Description Section

The following example shows how to query the job description section of a specific 360 Reviews form.

## Request

Operation	Query
HTTP Method	GET
URI	https://<api-server>/odata/v2/ FormJobDescSection(formDataId=161L,formContentId=681L,sectionIndex=1)?\$format=json

## Response

```
{
  "d": {
    "__metadata": {
      "uri": "https://<api-server>/odata/v2/  
FormJobDescSection(formContentId=681L,formDataId=161L,sectionIndex=1)",
      "type": "SFOData.FormJobDescSection"
    },
    "sectionIndex": 1,
    "formContentId": "681",
    "formDataId": "161",
    "sectionName": "Job Description",
    "sectionDescription": "",
    "jobRoles": {
      "__deferred": {
        "uri": "https://<api-server>/odata/v2/  
FormJobRole(formContentId=681L,formDataId=161L,roleId=45L)",
      }
    }
  }
}
```

## Use Case 2: Retrieve the Job Description Section from Form360ReviewContentDetail

The following example shows how to retrieve the job description section of a specific 360 Reviews form from the parent entity Form360ReviewContentDetail.

## Request

Operation	Query
HTTP Method	GET
URI	https://<api-server>/odata/v2/ Form360ReviewContentDetail(formDataId=161L, formContentId=681L)? \$format=json&\$expand=jobDescSection

## Response

```
{
  "d": {
    "__metadata": {
```

```

    "uri": "https://<api-server>/odata/v2/
Form360ReviewContentDetail(formContentId=681L,formDataId=161L)",
    "type": "SFOData.Form360ReviewContentDetail"
  },
  "formContentId": "681",
  "formDataId": "161",
  "subjectUserName": "Steve Kerr",
  "originatorUserId": "skerr",
  "sectionsInSummaryView": null,
  "originatorUserName": "Steve Kerr",
  "formLocale": "en_US",
  "subjectUserGender": "M",
  "formMode": "EVALUATE",
  "subjectFirstName": "Steve",
  "subjectUserId": "skerr",
  "formTitle": "PM360 Review for Steve Kerr",
  "summarySection": {
    "__deferred": {
      "uri": "https://<api-server>/odata/v2/
Form360ReviewContentDetail(formContentId=681L,formDataId=161L)/summarySection"
    }
  },
  "introductionSection": {
    "__deferred": {
      "uri": "https://<api-server>/odata/v2/
Form360ReviewContentDetail(formContentId=681L,formDataId=161L)/introductionSection"
    }
  },
  "signatureSection": {
    "__deferred": {
      "uri": "https://<api-server>/odata/v2/
Form360ReviewContentDetail(formContentId=681L,formDataId=161L)/signatureSection"
    }
  },
  "raterListSection": {
    "__deferred": {
      "uri": "https://<api-server>/odata/v2/
Form360ReviewContentDetail(formContentId=681L,formDataId=161L)/raterListSection"
    }
  },
  "reviewInfoSection": {
    "__deferred": {
      "uri": "https://<api-server>/odata/v2/
Form360ReviewContentDetail(formContentId=681L,formDataId=161L)/reviewInfoSection"
    }
  },
  "formConfiguration": {
    "__deferred": {
      "uri": "https://<api-server>/odata/v2/
Form360ReviewContentDetail(formContentId=681L,formDataId=161L)/formConfiguration"
    }
  },
  "userInformationSection": {
    "__deferred": {
      "uri": "https://<api-
server>/odata/v2/Form360ReviewContentDetail(formContentId=681L,formDataId=161L)/
userInformationSection"
    }
  },
  "summaryViewSection": {
    "__deferred": {
      "uri": "https://<api-server>/odata/v2/
Form360ReviewContentDetail(formContentId=681L,formDataId=161L)/summaryViewSection"
    }
  },
  "objectiveSections": {
    "__deferred": {

```

```

        "uri": "https://<api-server>/odata/v2/
Form360ReviewContentDetail(formContentId=681L,formDataId=161L)/objectiveSections"
    },
    "competencySections": {
        "__deferred": {
            "uri": "https://<api-server>/odata/v2/
Form360ReviewContentDetail(formContentId=681L,formDataId=161L)/competencySections"
        }
    },
    "jobDescSection": {
        "__metadata": {
            "uri": "https://<api-server>/odata/v2/
FormJobDescSection(formContentId=681L,formDataId=161L,sectionIndex=1)",
            "type": "SFOData.FormJobDescSection"
        },
        "sectionIndex": 1,
        "formContentId": "681",
        "formDataId": "161",
        "sectionName": "Job Description",
        "sectionDescription": "",
        "jobRoles": {
            "__deferred": {
                "uri": "https://<api-server>/odata/v2/
FormJobRole(formContentId=681L,formDataId=161L,roleId=45L)",
            }
        }
    },
    "form360RaterSection": {
        "__deferred": {
            "uri": "https://<api-server>/odata/v2/
Form360ReviewContentDetail(formContentId=681L,formDataId=161L)/form360RaterSection"
        }
    },
    "customSections": {
        "__deferred": {
            "uri": "https://<api-server>/odata/v2/
Form360ReviewContentDetail(formContentId=681L,formDataId=161L)/customSections"
        }
    },
    "participantSection": {
        "__deferred": {
            "uri": "https://<api-server>/odata/v2/
Form360ReviewContentDetail(formContentId=681L,formDataId=161L)/participantSection"
        }
    }
}
}
}

```

## Error Codes

Error Code	Description
400 COE_GENERAL_BAD_REQUEST	[COE0018] formDataId and formContentId cannot be null.

## 9.10.1.2.5 FormJobRole

You can use this entity to query the job role information in the job description section of 360 Reviews forms. The data of this entity comes from content XML.

### Permissions

For more information on permissions, refer to [360 Reviews Form Entities \[page 2463\]](#).

### Supported Operations

Operation	Description
Query	Query the job role information in the job description section of a specific form. FormContentId, formDataId, and roleId are required for the query operation.

### Properties and Navigation Properties

This section lists only the properties and navigation properties that require special business logic, permission, or other additional information. For more information, refer to the API dictionary in [Admin Center](#) [API Center](#) [OData API Data Dictionary](#) or the API metadata using query: `https://<api-server>/odata/v2/<Entity>/$metadata`.

### Use Case 1: Query Job Role Information

The following example shows how to query the job role information in the job description section of a specific 360 Reviews form.

#### Request

Operation	Query
HTTP Method	GET
URI	<code>https://&lt;api-server&gt;/odata/v2/FormJobRole(formDataId=161L,formContentId=681L,roleId=45L)?\$format=json</code>

#### Response

```
{
```

```

"d": {
  "__metadata": {
    "uri": "https://<api-server>/odata/v2/
FormJobRole(formContentId=681L,formDataId=161L,roleId=45L)",
    "type": "SFOData.FormJobRole"
  },
  "formContentId": "681",
  "formDataId": "161",
  "roleId": "45",
  "roleDesc": "",
  "order": 0,
  "roleName": "Project Manager"
}
}

```

## Use Case 2: Retrieve Job Role Information from FormJobDescSection

The following example shows how to retrieve the job role information from the parent entity FormJobDescSection.

### Request

Operation	Query
HTTP Method	GET
URI	https://<api-server>/odata/v2/ FormJobDescSection(formDataId=161L,formContentId=681L,sectionIndex=1)? \$format=json&\$expand=jobRoles

### Response

```

{
  "d": {
    "__metadata": {
      "uri": "https://<api-server>/odata/v2/
FormJobDescSection(formContentId=681L,formDataId=161L,sectionIndex=1)",
      "type": "SFOData.FormJobDescSection"
    },
    "sectionIndex": 1,
    "formContentId": "681",
    "formDataId": "161",
    "sectionName": "Job Description",
    "sectionDescription": "",
    "jobRoles": {
      "results": [
        {
          "__metadata": {
            "uri": "https://<api-server>/odata/v2/
FormJobRole(formContentId=681L,formDataId=161L,roleId=45L)",
            "type": "SFOData.FormJobRole"
          },
          "formContentId": "681",
          "formDataId": "161",
          "roleId": "45",
          "roleDesc": "",
          "order": 0,
          "roleName": "Project Manager"
        }
      ]
    }
  }
}

```



```
}  
}
```

## Error Codes

Error Code	Description
400 COE_GENERAL_BAD_REQUEST	[COE0018] formDataId, formContentId, and roleId cannot be null.

### 9.10.1.2.6 Form360SummaryViewSection

You can use this entity to query the summary section of 360 Reviews forms when the forms are at the evaluation stage. The data of this entity comes from content XML.

## Permissions

For more information on permissions, refer to [360 Reviews Form Entities \[page 2463\]](#).

## Supported Operations

Operation	Description
Query	Query the summary section of a specific form. FormContentId and formDataId are required for the query operation. The form should be at the evaluation stage. If the form is at the modify stage, the query result is null.

## Properties and Navigation Properties

This section lists only the properties and navigation properties that require special business logic, permission, or other additional information. For more information, refer to the API dictionary in [Admin Center](#) [API Center](#) [OData API Data Dictionary](#) or the API metadata using query: `https://<api-server>/odata/v2/<Entity>/$metadata`.

Navigation Property	Related Entity	Description
categoryWeights	Form360SummaryViewCategory	The category weight data of the form
formRates	Form360SummaryViewRater	The rater data of the form

## Use Case 1: Get the Information of the Summary Section

The following example shows how to query the summary section of a specific 360 Reviews form.

### Request

Operation	Query
HTTP Method	GET
URI	https://<api-server>/odata/v2/Form360SummaryViewSection(formContentId=7L,formDataId=15L)?\$format=json

### Response

```
{
  "d": {
    "__metadata": {
      "uri": "https://<api-server>/odata/v2/Form360SummaryViewSection(formContentId=71L,formDataId=53L)",
      "type": "SFOData.Form360SummaryViewSection"
    },
    "formContentId": "71",
    "formDataId": "53",
    "isActiveReportLink": true,
    "isAddParticipant": true,
    "overallRatingDisplayString": null,
    "maxRating": null,
    "isShowCategoryWeights": true,
    "isShowRating": true,
    "isShowReportLink": true,
    "isShowOverallRating": false,
    "isShowComments": false,
    "show360ReportURL": "/printpreview?pp_pm_360_report=pp_pm_360_report&bplte_company=ERICCHEN&pp_pm_fdataid=53&pp_pm_mode=pp_pm_mode_printall&pp_pm_tm=1527217422855&pp_pm_tk=-618688401649684873441597560972284222366686703320&checkForCalc=false",
    "isShowExportBtn": true,
    "isSendAllReminder": true,
    "isShowCategory": true,
    "isRemoveParticipant": true,
    "export360ReportURL": "/printpreview?pp_pm_360_report=pp_pm_360_report&bplte_company=ERICCHEN&pp_pm_fdataid=53&pp_pm_mode=pp_pm_mode_printall&pp_pm_tm=1527217422855&pp_pm_tk=-618688401649684873441597560972284222366686703320&checkForCalc=false&exportType=true",
    "isShow360ReportLink": true,
    "isShowSendBackForm": true,
    "overallRating": null,
    "formRaters": {
      "__deferred": {
        "uri": "https://<api-server>/odata/v2/Form360SummaryViewSection(formContentId=71L,formDataId=53L)/formRaters"
      }
    }
  }
}
```

```

    },
    "categoryWeights": {
      "__deferred": {
        "uri": "https://<api-server>/odata/v2/
Form360SummaryViewSection(formContentId=71L,formDataId=53L)/categoryWeights"
      }
    }
  }
}
}

```

## Use Case 2: Retrieve the Summary Section from Form360ContentDetailReview

The following example shows how to retrieve the summary section of a specific 360 Reviews form from the parent entity Form360ContentDetailReview.

### Request

Operation	Query
HTTP Method	GET
URI	https://<api-server>/odata/v2/ Form360ReviewContentDetail(formDataId=53L, formContentId=71L)? \$format=json&\$expand=summaryViewSection

### Response

```

{
  "d": {
    "__metadata": {
      "uri": "https://<api-server>/odata/v2/
Form360ReviewContentDetail(formContentId=71L,formDataId=53L)",
      "type": "SFOData.Form360ReviewContentDetail"
    },
    "formContentId": "71",
    "formDataId": "53",
    "subjectUserName": "Steve Kerr",
    "originatorUserId": "skerr",
    "sectionsInSummaryView": "1",
    "originatorUserName": "Steve Kerr",
    "formLocale": "en_US",
    "subjectUserGender": "M",
    "formMode": "SUMMARY",
    "subjectFirstName": "Steve",
    "subjectUserId": "skerr",
    "formTitle": "PM360 Review for Steve Kerr",
    "summarySection": {
      "__deferred": {
        "uri": "https://<api-server>/odata/v2/
Form360ReviewContentDetail(formContentId=71L,formDataId=53L)/summarySection"
      }
    },
    "introductionSection": {
      "__deferred": {
        "uri": "https://<api-server>/odata/v2/
Form360ReviewContentDetail(formContentId=71L,formDataId=53L)/introductionSection"
      }
    }
  }
}

```

```

    },
    "raterListSection": {
      "__deferred": {
        "uri": "https://<api-server>/odata/v2/
Form360ReviewContentDetail(formContentId=71L,formDataId=53L)/raterListSection"
      }
    },
    "formConfiguration": {
      "__deferred": {
        "uri": "https://<api-server>/odata/v2/
Form360ReviewContentDetail(formContentId=71L,formDataId=53L)/formConfiguration"
      }
    },
    "userInformationSection": {
      "__deferred": {
        "uri": "https://<api-server>/odata/v2/
Form360ReviewContentDetail(formContentId=71L,formDataId=53L)/userInformationSection"
      }
    },
    "summaryViewSection": {
      "__metadata": {
        "uri": "https://<api-server>/odata/v2/
Form360SummaryViewSection(formContentId=71L,formDataId=53L)",
        "type": "SFOData.Form360SummaryViewSection"
      },
      "formContentId": "71",
      "formDataId": "53",
      "isActiveReportLink": true,
      "isAddParticipant": true,
      "overallRatingDisplayString": null,
      "maxRating": null,
      "isShowCategoryWeights": true,
      "isShowRating": true,
      "isShowReportLink": true,
      "isShowOverallRating": false,
      "isShowComments": false,
      "show360ReportURL": "/printpreview?
pp_pm_360_report=pp_pm_360_report&bplte_company=ERICCHEN&pp_pm_fdataid=53&pp_pm_mode
=pp_pm_mode_printall&pp_pm_tm=1527217597665&pp_pm_tk=6230977529572910070585452575870
91824312983335117&checkForCalc=false",
      "isShowExportBtn": true,
      "isSendAllReminder": true,
      "isShowCategory": true,
      "isRemoveParticipant": true,
      "export360ReportURL": "/printpreview?
pp_pm_360_report=pp_pm_360_report&bplte_company=ERICCHEN&pp_pm_fdataid=53&pp_pm_mode
=pp_pm_mode_printall&pp_pm_tm=1527217597665&pp_pm_tk=6230977529572910070585452575870
91824312983335117&checkForCalc=false&exportType=true",
      "isShow360ReportLink": true,
      "isShowSendBackForm": true,
      "overallRating": null,
      "formRaters": {
        "__deferred": {
          "uri": "https://<api-server>/odata/v2/
Form360SummaryViewSection(formContentId=71L,formDataId=53L)/formRaters"
        }
      },
      "categoryWeights": {
        "__deferred": {
          "uri": "https://<api-server>/odata/v2/
Form360SummaryViewSection(formContentId=71L,formDataId=53L)/categoryWeights"
        }
      },
      "objectiveSections": {
        "__deferred": {
          "uri": "https://<api-server>/odata/v2/
Form360ReviewContentDetail(formContentId=71L,formDataId=53L)/objectiveSections"
        }
      }
    }
  }
}

```

```

    },
    "competencySections": {
      "__deferred": {
        "uri": "https://<api-server>/odata/v2/
Form360ReviewContentDetail(formContentId=71L,formDataId=53L)/competencySections"
      }
    },
    "form360RaterSection": {
      "__deferred": {
        "uri": "https://<api-server>/odata/v2/
Form360ReviewContentDetail(formContentId=71L,formDataId=53L)/form360RaterSection"
      }
    },
    "customSections": {
      "__deferred": {
        "uri": "https://<api-server>/odata/v2/
Form360ReviewContentDetail(formContentId=71L,formDataId=53L)/customSections"
      }
    },
    "participantSection": {
      "__deferred": {
        "uri": "https://<api-server>/odata/v2/
Form360ReviewContentDetail(formContentId=71L,formDataId=53L)/participantSection"
      }
    }
  }
}

```

## Error Codes

Error Code	Description
400 COE_GENERAL_BAD_REQUEST	[COE0018] formDataId and formContentId can not be null.

### 9.10.1.2.7 Form360SummaryViewCategory

You can use this entity to query the information of category weights of 360 Reviews forms. The data of this entity comes from content XML.

## Permissions

For more information on permissions, refer to [360 Reviews Form Entities \[page 2463\]](#).

## Supported Operations

Operation	Description
Query	Query a specific category weight of a specific form. FormContentId, formDataId, and category are required for the query operation.

## Properties and Navigation Properties

This section lists only the properties and navigation properties that require special business logic, permission, or other additional information. For more information, refer to the API dictionary in [Admin Center](#) [API Center](#) [OData API Data Dictionary](#) or the API metadata using query: `https://<api-server>/odata/v2/<Entity>/$metadata`.

## Use Case 1: Get the Information of a Category Weight

The following example shows how to query a specific category weight of a specific 360 Reviews form.

### Request

Operation	Query
HTTP Method	GET
URI	<code>https://&lt;api-server&gt;/odata/v2/Form360SummaryViewCategory(formContentId=71L,formDataId=53L,category='Manager')</code>

### Response

```
{
  "d": {
    "__metadata": {
      "uri": "https://<api-server>/odata/v2/Form360SummaryViewCategory(category='Manager',formContentId=71L,formDataId=53L)",
      "type": "SFOData.Form360SummaryViewCategory"
    },
    "category": "Manager",
    "formContentId": "71",
    "formDataId": "53",
    "categoryOrder": 0,
    "categoryWeight": "30.0%"
  }
}
```

## Use Case 2: Retrieve All Category Weights from Form360SummaryViewSection

The following example shows how to retrieve all category weights of a specific 360 Reviews form from the parent entity Form360SummaryViewSection.

### Request

Operation	Query
HTTP Method	GET
URI	<code>https://&lt;api-server&gt;/odata/v2/Form360SummaryViewSection(formDataId=53L,formContentId=71L)?\$format=json&amp;\$expand=categoryWeights</code>

### Response

```
{
  "d": {
    "__metadata": {
      "uri": "https://<api-server>/odata/v2/Form360SummaryViewSection(formContentId=71L,formDataId=53L)",
      "type": "SFOData.Form360SummaryViewSection"
    },
    "formContentId": "71",
    "formDataId": "53",
    "isActiveReportLink": true,
    "isAddParticipant": false,
    "overallRatingDisplayString": null,
    "maxRating": null,
    "isShowCategoryWeights": true,
    "isShowRating": false,
    "isShowReportLink": true,
    "isShowOverallRating": false,
    "isShowPDFReportLink": false,
    "isShowComments": false,
    "isShowExportBtn": true,
    "isSendAllReminder": false,
    "isShowCategory": true,
    "isRemoveParticipant": false,
    "isShow360ReportLink": true,
    "isShowSendBackForm": false,
    "overallRating": null,
    "formPrintType": 1,
    "formRaters": {
      "__deferred": {
        "uri": "https://<api-server>/odata/v2/Form360SummaryViewSection(formContentId=71L,formDataId=53L)/formRaters"
      }
    },
    "categoryWeights": {
      "results": [
        {
          "__metadata": {
            "uri": "https://<api-server>/odata/v2/Form360SummaryViewCategory(category='Direct\> Report',formContentId=71L,formDataId=53L)",
            "type": "SFOData.Form360SummaryViewCategory"
          },
          "category": "Direct\> Report",
          "formContentId": "71",
          "formDataId": "53",

```

```

        "categoryOrder": 2,
        "categoryWeight": "10.0%"
    },
    {
        "__metadata": {
            "uri": "https://<api-server>/odata/v2/Form360SummaryViewCategory(category='<b>Peer</b>',formContentId=71L,formDataId=53L)",
            "type": "SFOData.Form360SummaryViewCategory"
        },
        "category": "<b>Peer</b>",
        "formContentId": "71",
        "formDataId": "53",
        "categoryOrder": 3,
        "categoryWeight": "20.0%"
    },
    {
        "__metadata": {
            "uri": "https://<api-server>/odata/v2/Form360SummaryViewCategory(category='Self',formContentId=71L,formDataId=53L)",
            "type": "SFOData.Form360SummaryViewCategory"
        },
        "category": "Self",
        "formContentId": "71",
        "formDataId": "53",
        "categoryOrder": 0,
        "categoryWeight": "20.0%"
    },
    {
        "__metadata": {
            "uri": "https://<api-server>/odata/v2/Form360SummaryViewCategory(category='External',formContentId=71L,formDataId=53L)",
            "type": "SFOData.Form360SummaryViewCategory"
        },
        "category": "External",
        "formContentId": "71",
        "formDataId": "53",
        "categoryOrder": 4,
        "categoryWeight": "20.0%"
    },
    {
        "__metadata": {
            "uri": "https://<api-server>/odata/v2/Form360SummaryViewCategory(category='Manager',formContentId=71L,formDataId=53L)",
            "type": "SFOData.Form360SummaryViewCategory"
        },
        "category": "Manager",
        "formContentId": "71",
        "formDataId": "53",
        "categoryOrder": 1,
        "categoryWeight": "30.0%"
    }
}
]
}
}
}

```



## Error Codes

Error Code	Description
400 COE_GENERAL_BAD_REQUEST	[COE0018] formdataId, formContentId, and category cannot be null.

### 9.10.1.2.8 Form360SummaryViewRater

You can use this entity to query the form rater informationin of a 360 form. The data of this entity comes from content XML.

## Permissions

For more information about permissions, see [360 Reviews Form Entities](#).

## Supported Operations

Operation	Description
Query	Query the form rater information of a specific form content. formContentId and formDataId are required to query the form rater information of a specific form content.

## Properties and Navigation Properties

This section lists only the properties and navigation properties that require special business logic, permission, or other additional information. For more information, refer to the API dictionary in [Admin Center](#) [API Center](#) [OData API Data Dictionary](#) or the API metadata using query: `https://<api-server>/odata/v2/<Entity>/$metadata`.

## Navigation Properties

Navigation Property	Related Entity	Description
participantUser	User	Navigation to the corresponding user entity

## Use Case 1: Get the information of a form rater

The following example shows how to query the information of a 360 form rater.

### Request

Operation	Query
HTTP Method	GET
URI	<code>https://&lt;API-Server&gt;/odata/v2/Form360SummaryViewRater(formContentId=71L,formDataId=53L)</code>

### Response

```
{
  "d": {
    "__metadata": {
      "uri": "https://<API-Server>/odata/v2/Form360SummaryViewRater(formContentId=71L,formDataId=53L)",
      "type": "SFOData.Form360SummaryViewRater"
    },
    "formContentId": "71",
    "formDataId": "53",
    "formStatus": "3",
    "overallRatingDisplayString": "3.0/5.0",
    "maxRating": "5.0",
    "showContentLinkURL": "/printpreview?bplte_company=ERICCHEN&pp_pm_fdataid=53&pp_pm_fcontid=71&pp_pm_tm=1527216912340&pp_pm_tk=278652032914420829138967494267771883934674439727&pp_pm_mode=pp_pm_mode_setup",
    "participantId": "skerr",
    "isFixedParticipant": false,
    "isShowReminderEmail": false,
    "isShowContentLink": true,
    "category": "Self",
    "order": 0,
    "isFormRecallable": false,
    "comment": null,
    "displayName": "Anonymous",
    "overallRating": "3.0",
    "formStatusDisplayString": "Completed",
    "isShowDocCommentsForSendBack": true
    "participantUser": {
      "__deferred": {
        "uri": "https://<API-Server>/odata/v2/Form360SummaryViewRater(formContentId=71L,formDataId=53L)/participantUser"
      }
    }
  }
}
```

## Use Case 2 : Retrieve form raters from Form360SummaryViewSection

The following example shows how to retrieve form rater information from the Form360SummaryViewSection entity.

## Request

Operation	Query
HTTP Method	GET
URI	<code>https://&lt;API-Server&gt;/odata/v2/restricted/Form360ReviewContentDetail(formDataId=71L,formContentId=53L)?\$format=json&amp;\$expand=reviewInfoSection</code>

## Response

```
{
  "d": {
    "__metadata": {
      "uri": "https://<API-Server>/odata/v2/Form360SummaryViewSection(formContentId=71L,formDataId=53L)",
      "type": "SFOData.Form360SummaryViewSection"
    },
    "formContentId": "71",
    "formDataId": "53",
    "isActiveReportLink": true,
    "isAddParticipant": true,
    "overallRatingDisplayString": null,
    "maxRating": null,
    "isShowCategoryWeights": true,
    "isShowRating": true,
    "isShowReportLink": true,
    "isShowOverallRating": false,
    "isShowComments": false,
    "show360ReportURL": "/printpreview?pp_pm_360_report=pp_pm_360_report&bplte_company=ERICCHEN&pp_pm_fdataid=53&pp_pm_mode=pp_pm_mode_printall&pp_pm_tm=1527217140527&pp_pm_tk=589753702938067289665862659481567315715024843372&checkForCalc=false",
    "isShowExportBtn": true,
    "isSendAllReminder": true,
    "isShowCategory": true,
    "isRemoveParticipant": true,
    "export360ReportURL": "/printpreview?pp_pm_360_report=pp_pm_360_report&bplte_company=ERICCHEN&pp_pm_fdataid=53&pp_pm_mode=pp_pm_mode_printall&pp_pm_tm=1527217140527&pp_pm_tk=589753702938067289665862659481567315715024843372&checkForCalc=false&exportType=true",
    "isShow360ReportLink": true,
    "isShowSendBackForm": true,
    "overallRating": null,
    "formRaters": {
      "results": [
        {
          "__metadata": {
            "uri": "https://<API-Server>/odata/v2/Form360SummaryViewRater(formContentId=71L,formDataId=53L)",
            "type": "SFOData.Form360SummaryViewRater"
          },
          "formContentId": "71",
          "formDataId": "53",
          "formStatus": "6",
          "overallRatingDisplayString": null,
          "maxRating": "5.0",
          "showContentLinkURL": null,
          "participantId": "bmyers",
          "isFixedParticipant": false,
          "isShowReminderEmail": true,
          "isShowContentLink": false,
          "category": "Manager",
          "order": 2,

```

```

    "isFormRecallable": false,
    "comment": null,
    "displayName": "Anonymous",
    "overallRating": "3.0",
    "formStatusDisplayString": "In Progress",
    "isShowDocCommentsForSendBack": true
    "participantUser": {
      "__deferred": {
        "uri": "https://<API-Server>/odata/v2/
Form360SummaryViewRater(formContentId=71L,formDataId=53L)/participantUser"
      }
    }
  },
  {
    "__metadata": {
      "uri": "https://<API-Server>/odata/v2/
Form360SummaryViewRater(formContentId=71L,formDataId=53L)",
      "type": "SFOData.Form360SummaryViewRater"
    },
    "formContentId": "70",
    "formDataId": "53",
    "formStatus": "3",
    "overallRatingDisplayString": "0.0/5.0",
    "maxRating": "5.0",
    "showContentLinkURL": "/printpreview?
bplte_company=ERICCHEN&pp_pm_fdataid=53&pp_pm_fcontid=70&pp_pm_tm=1527217140540&pp_p
m_tk=563260082718844226121775621297579422048833418245&pp_pm_mode=pp_pm_mode_setup",
    "participantId": "scurry",
    "isFixedParticipant": false,
    "isShowReminderEmail": false,
    "isShowContentLink": true,
    "category": "Direct\> Report",
    "order": 1,
    "isFormRecallable": false,
    "comment": null,
    "displayName": "Anonymous",
    "overallRating": "0.0",
    "formStatusDisplayString": "Completed",
    "isShowDocCommentsForSendBack": true
    "participantUser": {
      "__deferred": {
        "uri": "https://<API-Server>/odata/v2/
Form360SummaryViewRater(formContentId=71L,formDataId=53L)/participantUser"
      }
    }
  }
]
},
"categoryWeights": {
  "__deferred": {
    "uri": "https://<API-Server>/odata/v2/
Form360SummaryViewSection(formContentId=71L,formDataId=53L)/categoryWeights"
  }
}
}
}

```

## Error Codes

Error Code	Description
400 COE_GENERAL_BAD_REQUEST	[COE0018] formDataId and formContentId can not be null

### 9.10.1.2.9 Form360RaterSection

You can use this entity to query the basic information about raters and ratings given in 360 Reviews forms. You can access this entity only after the modify stage. **Note:** We're considering ending our support and maintenance of this entity. We recommend that you use `Form360SummaryViewSection` instead, which provides similar functionality.

## Permissions

For more information on permissions, refer to [360 Reviews Form Entities \[page 2463\]](#).

## Supported Operations

Operation	Description
Query	Query the basic information about raters and ratings given in a specific form. FormContentId and formDataId are required for the query operation.

## Properties and Navigation Properties

This section lists only the properties and navigation properties that require special business logic, permission, or other additional information. For more information, refer to the API dictionary in [Admin Center](#) [API Center](#) [OData API Data Dictionary](#) or the API metadata using query: `https://<api-server>/odata/v2/<Entity>/$metadata`.

## Use Case: Query Basic Information About Raters and Ratings

The following example shows how to query the basic information about raters and ratings given in a specific 360 Reviews form.

## Request

Operation	Query
HTTP Method	GET
URI	<code>https://&lt;api-server&gt;/odata/v2/Form360RaterSection(formContentId=34066L,formDataId=46047L)?\$format=json</code>

## Response

```
{
  "d": {
    "__metadata": {
      "uri": "https://<api-server>/odata/v2/Form360RaterSection(formContentId=34066L,formDataId=46047L)",
      "type": "SFOData.Form360RaterSection"
    },
    "formContentId": "34066",
    "formDataId": "46047",
    "formStatus": 3,
    "formRating": "0.0/5.0",
    "formStatusDesc": "Completed",
    "form360Raters": {
      "__deferred": {
        "uri": "https://<api-server>/odata/v2/Form360RaterSection(formContentId=34066L,formDataId=46047L)/form360Raters"
      }
    }
  }
}
```

## Related Information

[SAP Business Accelerator Hub: Form360RaterSection](#)  
[Form360SummaryViewSection \[page 2489\]](#)

### 9.10.1.2.10 Form360Rater

You can use this entity to query information about raters and rating details given in a 360 form. **Note:** We're considering ending our support and maintenance of this entity. We recommend that you use `Form360SummaryViewRater` instead, which provides similar functionality.

## Permissions

For more information about permissions, see [360 Reviews Form Entities](#).

## Supported Operations

Operation	Description
Query	Query the basic information about raters and ratings given in a 360 form. formContentId and formDataId are required to query the raters and ratings of a specified form content.

## Properties and Navigation Properties

This section lists only the properties and navigation properties that require special business logic, permission, or other additional information. For more information, refer to the API dictionary in [Admin Center](#) [API Center](#) [OData API Data Dictionary](#) or the API metadata using query: `https://<api-server>/odata/v2/<Entity>/$metadata`.

### Navigation Properties

Navigation Property	Related Entity	Description
participantUser	User	Navigation to the corresponding user entity

## Use Case 1: Query the basic information of raters in a 360 form

The following example shows how to query the basic information of raters in a given 360 form.

### Request

Operation	Query
HTTP Method	GET
URI	<code>https://&lt;API-Server&gt;/odata/v2/Form360Rater(formContentId=14829L,formDataId=7069L)?\$format=json</code>

### Response

```
{
  "d": {
    "__metadata": {
      "uri": "https://<API-Server>/odata/v2/restricted/Form360Rater(formContentId=14829L,formDataId=7069L)",
      "type": "SFOData.Form360Rater"
    },
    "formContentId": "14829",
    "formDataId": "7069",
    "internalOrExternal": "",
    "mail": "",
    "manager": "",
    "department": "",
    "cellPhone": ""
  }
}
```

```

"participantRatingStatus": "Pending",
"participantID": "",
"category": "Direct Report",
"participantName": "Anonymous",
"division": "",
"company": "",
"participantRating": "",
"jobCode": "",
"jobTitle": "",
"summarySection": {
  "__deferred": {
    "uri": "https://<API-Server>/odata/v2/restricted/
Form360Rater(formContentId=14829L,formDataId=7069L)/summarySection"
  }
},
"compSections": {
  "__deferred": {
    "uri": "https://<API-Server>/odata/v2/restricted/
Form360Rater(formContentId=14829L,formDataId=7069L)/compSections"
  }
},
"objSections": {
  "__deferred": {
    "uri": "https://<API-Server>/odata/v2/restricted/
Form360Rater(formContentId=14829L,formDataId=7069L)/objSections"
  }
}
"participantUser": {
  "__deferred": {
    "uri": "https://<API-Server>/odata/v2/
Form360Rater(formContentId=14829L,formDataId=7069L)/participantUser"
  }
}
}
}
}

```

## Use Case 2: Query the summary section of a 360 form

The following example shows how to query the summary section of a given 360 form.

### Request

Operation	Query
HTTP Method	GET
URI	https://<API-Server>/odata/v2/ Form360Rater(formContentId=34066L,formData Id=46047L)/summarySection?\$format=json

### Response

```

{
  "d": {
    "__metadata": {
      "uri": "https://<API-Server>/odata/v2/
FormSummarySection(formContentId=34066L,formDataId=46047L)",
      "type": "SFOData.FormSummarySection"
    },
    "formContentId": "34066",
    "formDataId": "46047",
  }
}

```



```

    "sectDesc": "<font color=#000055 size=4><b>Overall Rating Cong Test
Summary</b></font>",
    "sectIndex": 4,
    "sectName": "Overall Rating",
    "overallAdjustedRating": {
      "__deferred": {
        "uri": "https://<API-Server>/odata/v2/
FormSummarySection(formContentId=34066L,formDataId=46047L)/overallAdjustedRating"
      }
    },
    "sectConfig": {
      "__deferred": {
        "uri": "https://<API-Server>/odata/v2/
FormSummarySection(formContentId=34066L,formDataId=46047L)/sectConfig"
      }
    },
    "selfRatingComment": {
      "__deferred": {
        "uri": "https://<API-Server>/odata/v2/
FormSummarySection(formContentId=34066L,formDataId=46047L)/selfRatingComment"
      }
    },
    "groupMatrix": {
      "__deferred": {
        "uri": "https://<API-Server>/odata/v2/
FormSummarySection(formContentId=34066L,formDataId=46047L)/groupMatrix"
      }
    },
    "calculatedFormRating": {
      "__deferred": {
        "uri": "https://<API-Server>/odata/v2/
FormSummarySection(formContentId=34066L,formDataId=46047L)/calculatedFormRating"
      }
    },
    "overallFormRating": {
      "__deferred": {
        "uri": "https://<API-Server>/odata/v2/
FormSummarySection(formContentId=34066L,formDataId=46047L)/overallFormRating"
      }
    },
    "othersRatingComment": {
      "__deferred": {
        "uri": "https://<API-Server>/odata/v2/
FormSummarySection(formContentId=34066L,formDataId=46047L)/othersRatingComment"
      }
    },
    "summaryListing": {
      "__deferred": {
        "uri": "https://<API-Server>/odata/v2/
FormSummarySection(formContentId=34066L,formDataId=46047L)/summaryListing"
      }
    }
  }
}

```

### Use Case 3: Query the competency sections of a 360 form

The following example shows how to query the competency sections of a given 360 form.

## Request

Operation	Query
HTTP Method	GET
URI	https://<API-Server>/odata/v2/ Form360Rater(formContentId=34066L,formDataId=46047L)/competencySections?\$format=json

## Response

```
{
  "d": {
    "results": [
      {
        "__metadata": {
          "uri": "https://<API-Server>/odata/v2/  
FormCompetencySection(formContentId=34066L,formDataId=46047L,sectIndex=2)",
          "type": "SFOData.FormCompetencySection"
        },
        "sectIndex": 2,
        "formContentId": "34066",
        "formDataId": "46047",
        "sectDesc": "<font color=#000055 size=4><b>Competency Feedback</b></  
font>",
        "sectWeightKey": "wf_sect_2_sectweight",
        "sectWeight": null,
        "sectName": "Competency Feedback",
        "sectionConfig": {
          "__deferred": {
            "uri": "https://<API-Server>/  
odata/v2/FormCompetencySection(formContentId=34066L,formDataId=46047L,sectIndex=2)/  
sectionConfig"
          }
        },
        "selfRatingComment": {
          "__deferred": {
            "uri": "https://<API-Server>/  
odata/v2/FormCompetencySection(formContentId=34066L,formDataId=46047L,sectIndex=2)/  
selfRatingComment"
          }
        },
        "competencies": {
          "__deferred": {
            "uri": "https://<API-Server>/  
odata/v2/FormCompetencySection(formContentId=34066L,formDataId=46047L,sectIndex=2)/  
competencies"
          }
        },
        "othersRatingComment": {
          "__deferred": {
            "uri": "https://<API-Server>/  
odata/v2/FormCompetencySection(formContentId=34066L,formDataId=46047L,sectIndex=2)/  
othersRatingComment"
          }
        }
      }
    ]
  }
}
```

## Use Case 4: Query the objective sections of a 360 form

The following example shows how to query the objective sections of a given 360 form.

### Request

Operation	Query
HTTP Method	GET
URI	<code>https://&lt;API-Server&gt;/odata/v2/Form360Rater(formContentId=34066L,formDataId=46047L)/objectiveSections?\$format=json</code>

### Response

```
{
  "d": {
    "results": [
      {
        "__metadata": {
          "uri": "https://<API-Server>/odata/v2/FormObjectiveSection(formContentId=34066L,formDataId=46047L,sectIndex=5)",
          "type": "SFOData.FormObjectiveSection"
        },
        "sectIndex": 5,
        "formContentId": "34066",
        "formDataId": "46047",
        "sectDesc": "",
        "sectWeight": null,
        "sectName": "Objective",
        "objectives": {
          "__deferred": {
            "uri": "https://<API-Server>/odata/v2/FormObjectiveSection(formContentId=34066L,formDataId=46047L,sectIndex=5)/objectives"
          }
        },
        "sectionConfig": {
          "__deferred": {
            "uri": "https://<API-Server>/odata/v2/FormObjectiveSection(formContentId=34066L,formDataId=46047L,sectIndex=5)/sectionConfig"
          }
        },
        "selfRatingComment": {
          "__deferred": {
            "uri": "https://<API-Server>/odata/v2/FormObjectiveSection(formContentId=34066L,formDataId=46047L,sectIndex=5)/selfRatingComment"
          }
        },
        "othersRatingComment": {
          "__deferred": {
            "uri": "https://<API-Server>/odata/v2/FormObjectiveSection(formContentId=34066L,formDataId=46047L,sectIndex=5)/othersRatingComment"
          }
        }
      }
    ]
  }
}
```

## Related Information

[SAP Business Accelerator Hub: Form360Rater](#)  
[Form360SummaryViewRater \[page 2497\]](#)

### 9.10.1.2.11 FormRaterListSection

You can use this entity to describe a list of raters in a 360 Form. This API allows an employee or a manager to modify the participants in Modify stage. So this API entity is only available in Modify stage. **Note:** We're considering ending our support and maintenance of this entity. We recommend that you use `Form360ParticipantSection` instead, which provides similar functionality.

## Permissions

For more information about permissions, see [360 Reviews Form Entities](#).

## Supported Operations

Operation	Description
Query	Query the rater list section of a specified form content. <code>formContentId</code> and <code>formDataId</code> are required to query the rater list section of a specified form content.

#### Note

You can use the following URI to pick a 360 form, view the details, and get the value for the two IDs: `https://<api-server>/odata/v2/FormHeader?$format=json&$filter= formTemplateType eq '360'`

## Properties and Navigation Properties

This section lists only the properties and navigation properties that require special business logic, permission, or other additional information. For more information, refer to the API dictionary in [Admin Center](#) [API Center](#) [OData API Data Dictionary](#) or the API metadata using query: `https://<api-server>/odata/v2/<Entity>/$metadata`.

## Navigation Properties

Navigation Property	Related Entity	Description
participantUser	User	Navigation to the corresponding user entity

## Use Case: Query the rater list of a 360 form

The following example shows how to query the rater list of a given 360 form.

### Request

Operation	Query
HTTP Method	GET
URI	<code>http://&lt;api-server&gt;/odata/v2/FormRaterListSection(formContentId=34066L,formDataId=46047L)?\$format=json</code>

### Response

#### Sample Code

```
{
  "d": {
    "results": [
      {
        "__metadata": {
          "uri": "https://<api-server>/odata/v2/FormRaterListSection(formContentId=34066L,formDataId=46047L)",
          "type": "SFOData.FormRaterListSection"
        },
        "formContentId": "34066",
        "formDataId": "46047",
        "mail": "foo@dummy.com",
        "internalOrExternal": "internal",
        "category": "Manager",
        "participantName": "Alexander Thompson",
        "manager": "dcortez1",
        "division": "ACE Software",
        "department": "N/A",
        "company": "Company_ABC",
        "cellPhone": "",
        "jobCode": "DEPT-PRES",
        "participantID": "athompson1",
        "jobTitle": "Boutique Coffee Specialist",
        "participantUser": {
          "__deferred": {
            "uri": "https://<api-server>/odata/v2/FormRaterListSection(formContentId=34066L,formDataId=46047L)/participantUser"
          }
        }
      }
    ]
  }
}
```

## Related Information

[SAP Business Accelerator Hub: FormRaterListSection](#)  
[Form360ParticipantSection \[page 2531\]](#)

### 9.10.1.2.12 FormObjectiveOtherDetails

You can use this entity to query other details of objectives in 360 Reviews forms, including tasks, milestones, targets, and metric lookup table.

## Permissions

For more information on permissions, refer to [360 Reviews Form Entities \[page 2463\]](#).

## Supported Operations

Operation	Description
Query	Query other details of a specific objective in a specific form. FormContentId, formDataId, itemId, and sectionId are required for the query operation.

## Properties and Navigation Properties

This section lists only the properties and navigation properties that require special business logic, permission, or other additional information. For more information, refer to the API dictionary in [Admin Center](#) [API Center](#) [OData API Data Dictionary](#) or the API metadata using query: `https://<api-server>/odata/v2/<Entity>/$metadata`.

## Use Case: Query Other Details of an Objective

The following example shows how to query other details of a specific objective in a specific 360 Reviews form.

### Request

Operation	Query
-----------	-------

HTTP Method	GET
URI	http://<api-server>/odata/v2/ FormObjectiveOtherDetails(formContentId=126L,formDataId=31L,itemId=2L,sectionIndex=4) )?\$format=json

## Response

```
{
  "d": {
    "__metadata": {
      "uri": "https://<api-server>/odata/v2/  
FormObjectiveOtherDetails(formContentId=126L,formDataId=31L,itemId=2L,sectionIndex=4  
)",
      "type": "SFOData.FormObjectiveOtherDetails"
    },
    "sectionIndex": 4,
    "formContentId": "126",
    "itemId": "2",
    "formDataId": "31",
    "milestones": {
      "__deferred": {
        "uri": "https://<api-server>/odata/v2/  
FormObjectiveOtherDetails(formContentId=126L,formDataId=31L,itemId=2L,sectionIndex=4  
)/milestones"
      }
    },
    "metricLookupTables": {
      "__deferred": {
        "uri": "https://<api-server>/odata/v2/  
FormObjectiveOtherDetails(formContentId=126L,formDataId=31L,itemId=2L,sectionIndex=4  
)/metricLookupTables"
      }
    },
    "tasks": {
      "__deferred": {
        "uri": "https://<api-server>/odata/v2/  
FormObjectiveOtherDetails(formContentId=126L,formDataId=31L,itemId=2L,sectionIndex=4  
)/tasks"
      }
    },
    "targets": {
      "__deferred": {
        "uri": "https://<api-server>/odata/v2/  
FormObjectiveOtherDetails(formContentId=126L,formDataId=31L,itemId=2L,sectionIndex=4  
)/targets"
      }
    }
  }
}
```

## Related Information

[SAP Business Accelerator Hub: FormObjectiveOtherDetails](#)

## 9.10.1.2.13 FormObjectiveOtherDetailsItem

You can use this entity to query one of the extended details of objectives in 360 Reviews forms.

### Permissions

For more information on permissions, refer to [360 Reviews Form Entities \[page 2463\]](#).

### Supported Operations

Operation	Description
Query	Query one of the extended details of an objective in a specific form. FormContentId, formDataId, itemId, sectionIndex, and type are required for the query operation.

### Properties and Navigation Properties

This section lists only the properties and navigation properties that require special business logic, permission, or other additional information. For more information, refer to the API dictionary in [Admin Center](#) [API Center](#) [OData API Data Dictionary](#) or the API metadata using query: `https://<api-server>/odata/v2/<Entity>/$metadata`.

### Use Case: Query the Tasks Information of an Objective

The following example shows how to query the tasks information of a specific objective in a specific 360 Reviews form.

#### Request

Operation	Query
HTTP Method	GET
URI	<code>http://&lt;api-server&gt;/odata/v2/FormObjectiveOtherDetailsItem(formContentId=126L,formDataId=31L,itemId=2L,sectionIndex=4,type=1)?\$format=json</code>

#### Response

```
{
```



```

    "d": {
      "__metadata": {
        "uri": "https://<api-server>/odata/v2/
FormObjectiveOtherDetailsItem(formContentId=126L,formDataId=31L,itemId=2L,sectionInd
ex=4,type=1)",
        "type": "SFOData.FormObjectiveOtherDetailsItem"
      },
      "sectionIndex": 4,
      "formContentId": "126",
      "type": 1,
      "itemId": "2",
      "formDataId": "31",
      "title": "Tasks",
      "cols": {
        "__deferred": {
          "uri": "https://<api-server>/odata/v2/
FormObjectiveOtherDetailsItem(formContentId=126L,formDataId=31L,itemId=2L,sectionInd
ex=4,type=1)/cols"
        }
      },
      "values": {
        "__deferred": {
          "uri": "https://<api-server>/odata/v2/
FormObjectiveOtherDetailsItem(formContentId=126L,formDataId=31L,itemId=2L,sectionInd
ex=4,type=1)/values"
        }
      }
    }
  }
}

```

## Error Codes

Error Code	Description
400 COE_GENERAL_BAD_REQUEST	[COE0018] formdataId, formContentId, itemId, sectionIndex, and type cannot be null.

## Related Information

[SAP Business Accelerator Hub: FormObjectiveOtherDetailsItem](#) 

## 9.10.1.2.14 FormObjectiveOtherDetailsItemCol

You can use this entity to query the column information of objective's extended details in 360 Reviews forms.

### Permissions

For more information on permissions, refer to [360 Reviews Form Entities \[page 2463\]](#).

### Supported Operations

Operation	Description
Query	Query the column information of an objective's extended details in a specific form. FormContentId, formDataId, itemId, sectionIndex, and type are required for the query operation.

### Properties and Navigation Properties

This section lists only the properties and navigation properties that require special business logic, permission, or other additional information. For more information, refer to the API dictionary in [Admin Center](#) [API Center](#) [OData API Data Dictionary](#) or the API metadata using query: `https://<api-server>/odata/v2/<Entity>/$metadata`.

### Use Case 1: Query the Column Information of an Objective's Task

The following example shows how to query the column information of an objective's task in a specific 360 Reviews form.

#### Request

Operation	Query
HTTP Method	GET
URI	<code>http://&lt;api-server&gt;/odata/v2/FormObjectiveOtherDetailsItemCol(formContentId=126L,formDataId=31L,itemId=2L,sectionIndex=4,type=1)?\$format=json</code>

#### Response

```
{
```

```

    "d": {
      "__metadata": {
        "uri": "https://<api-server>/odata/v2/
FormObjectiveOtherDetailsItemCol(formContentId=126L,formDataId=31L,itemId=2L,section
Index=4,type=1)",
        "type": "SFOData.FormObjectiveOtherDetailsItemCol"
      },
      "sectionIndex": 4,
      "formContentId": "126",
      "type": 1,
      "itemId": "2",
      "formDataId": "31",
      "id": "desc",
      "index": 1,
      "desc": "Task Description",
      "label": "Task Description",
      "datatype": "textarea"
    }
  }
}

```

## Use Case 2: Retrieve Column Information from FormObjectiveOtherDetailsItem

The following example shows how to retrieve the column information of an objective's task from the parent entity FormObjectiveOtherDetailsItem.

### Request

Operation	Query
HTTP Method	GET
URI	http://<api-server>/odata/v2/ FormObjectiveOtherDetailsItem(formContentId=126L,formDataId=31L,itemId=2L,sectionIndex=4,type=1)?\$format=json&\$expand=cols

### Response

```

{
  "d": {
    "__metadata": {
      "uri": "https://<api-server>/odata/v2/
FormObjectiveOtherDetailsItem(formContentId=126L,formDataId=31L,itemId=2L,sectionIndex=4,type=1)",
      "type": "SFOData.FormObjectiveOtherDetailsItem"
    },
    "sectionIndex": 4,
    "formContentId": "126",
    "type": 1,
    "itemId": "2",
    "formDataId": "31",
    "title": "Tasks",
    "cols": {
      "results": [
        {
          "__metadata": {
            "uri": "https://<api-server>/odata/v2/
FormObjectiveOtherDetailsItemCol(formContentId=126L,formDataId=31L,itemId=2L,sectionIndex=4,type=1)",
            "type": "SFOData.FormObjectiveOtherDetailsItemCol"
          }
        }
      ]
    }
  }
}

```

```

    },
    "sectionIndex": 4,
    "formContentId": "126",
    "type": 1,
    "itemId": "2",
    "formDataId": "31",
    "id": "desc",
    "index": 1,
    "desc": "Task Description",
    "label": "Task Description",
    "datatype": "textarea"
  },
  {
    "__metadata": {
      "uri": "https://<api-server>/odata/v2/
FormObjectiveOtherDetailsItemCol(formContentId=126L,formDataId=31L,itemId=2L,section
Index=4,type=1)",
      "type": "SFOData.FormObjectiveOtherDetailsItemCol"
    },
    "sectionIndex": 4,
    "formContentId": "126",
    "type": 1,
    "itemId": "2",
    "formDataId": "31",
    "id": "start",
    "index": 2,
    "desc": "Start Date",
    "label": "Start",
    "datatype": "date"
  },
  {
    "__metadata": {
      "uri": "https://<api-server>/odata/v2/
FormObjectiveOtherDetailsItemCol(formContentId=126L,formDataId=31L,itemId=2L,section
Index=4,type=1)",
      "type": "SFOData.FormObjectiveOtherDetailsItemCol"
    },
    "sectionIndex": 4,
    "formContentId": "126",
    "type": 1,
    "itemId": "2",
    "formDataId": "31",
    "id": "due",
    "index": 3,
    "desc": "Due Date",
    "label": "Due",
    "datatype": "date"
  },
  {
    "__metadata": {
      "uri": "https://<api-server>/odata/v2/
FormObjectiveOtherDetailsItemCol(formContentId=126L,formDataId=31L,itemId=2L,section
Index=4,type=1)",
      "type": "SFOData.FormObjectiveOtherDetailsItemCol"
    },
    "sectionIndex": 4,
    "formContentId": "126",
    "type": 1,
    "itemId": "2",
    "formDataId": "31",
    "id": "done",
    "index": 4,
    "desc": "Percent Complete",
    "label": "% Complete",
    "datatype": "percent"
  }
]
},

```

```

    "values": {
      "__deferred": {
        "uri": "https://<api-server>/odata/v2/
FormObjectiveOtherDetailsItem(formContentId=126L,formDataId=31L,itemId=2L,sectionIndex=4,type=1)/values"
      }
    }
  }
}

```

## Error Codes

Error Code	Description
400 COE_GENERAL_BAD_REQUEST	[COE0018] formDataId, formContentId, itemId, sectionIndex, and type cannot be null.

## Related Information

[SAP Business Accelerator Hub: FormObjectiveOtherDetailsItemCollection](#)

### 9.10.1.2.15 FormObjectiveOtherDetailsItemValueCell

You can use this entity to query the detailed information of objective's extended details in 360 Reviews forms.

## Permissions

For more information on permissions, refer to [360 Reviews Form Entities \[page 2463\]](#).

## Supported Operations

Operation	Description
Query	Query the detailed information of an objective's extended details in a specific form. FormContentId, formDataId, itemId, sectionIndex, and type are required for the query operation.

## Properties and Navigation Properties

This section lists only the properties and navigation properties that require special business logic, permission, or other additional information. For more information, refer to the API dictionary in [Admin Center](#) [API Center](#) [OData API Data Dictionary](#) or the API metadata using query: `https://<api-server>/odata/v2/<Entity>/$metadata`.

## Use Case 1: Query the Detailed Information of an Objective's Task

The following example shows how to query the detailed information of an objective's task in a specific 360 Reviews form.

### Request

Operation	Query
HTTP Method	GET
URI	<code>http://&lt;api-server&gt;/odata/v2/FormObjectiveOtherDetailsItemValueCell(formContentId=126L,formDataId=31L,itemId=2L,sectionIndex=4,type=1)?\$format=json</code>

### Response

```
{
  "d": {
    "__metadata": {
      "uri": "https://<api-server>/odata/v2/FormObjectiveOtherDetailsItemValueCell(formContentId=126L,formDataId=31L,itemId=2L,sectionIndex=4,type=1)",
      "type": "SFOData.FormObjectiveOtherDetailsItemValueCell"
    },
    "sectionIndex": 4,
    "formContentId": "126",
    "type": 1,
    "itemId": "2",
    "formDataId": "31",
    "colIndex": 1,
    "rowIndex": 1,
    "value": "task1",
    "datatype": "textarea",
    "colId": "desc"
  }
}
```

## Use Case 2: Retrieve Detailed Information from FormObjectiveOtherDetailsItem

The following example shows how to retrieve the detailed information of an objective's task from the parent entity FormObjectiveOtherDetailsItem.

## Request

Operation	Query
HTTP Method	GET
URI	<code>http://&lt;api-server&gt;/odata/v2/FormObjectiveOtherDetailsItem(formContentId=126L,formDataId=31L,itemId=2L,sectionIndex=4,type=1)?\$format=json&amp;\$expand=values</code>

## Response

```
{
  "d": {
    "__metadata": {
      "uri": "https://<api-server>/odata/v2/FormObjectiveOtherDetailsItem(formContentId=126L,formDataId=31L,itemId=2L,sectionIndex=4,type=1)",
      "type": "SFOData.FormObjectiveOtherDetailsItem"
    },
    "sectionIndex": 4,
    "formContentId": "126",
    "type": 1,
    "itemId": "2",
    "formDataId": "31",
    "title": "Tasks",
    "cols": {
      "__deferred": {
        "uri": "https://<api-server>/odata/v2/FormObjectiveOtherDetailsItem(formContentId=126L,formDataId=31L,itemId=2L,sectionIndex=4,type=1)/cols"
      }
    },
    "values": {
      "results": [
        {
          "__metadata": {
            "uri": "https://<api-server>/odata/v2/FormObjectiveOtherDetailsItemValueCell(formContentId=126L,formDataId=31L,itemId=2L,sectionIndex=4,type=1)",
            "type": "SFOData.FormObjectiveOtherDetailsItemValueCell"
          },
          "sectionIndex": 4,
          "formContentId": "126",
          "type": 1,
          "itemId": "2",
          "formDataId": "31",
          "colIndex": 1,
          "rowIndex": 1,
          "value": "task1",
          "datatype": "textarea",
          "colId": "desc"
        },
        {
          "__metadata": {
            "uri": "https://<api-server>/odata/v2/FormObjectiveOtherDetailsItemValueCell(formContentId=126L,formDataId=31L,itemId=2L,sectionIndex=4,type=1)",
            "type": "SFOData.FormObjectiveOtherDetailsItemValueCell"
          },
          "sectionIndex": 4,
          "formContentId": "126",
          "type": 1,
          "itemId": "2",
          "formDataId": "31",

```





## 9.10.1.2.16 FormObjectiveComment

You can use this entity to query the comments of objectives in 360 Reviews forms.

### Permissions

For more information on permissions, refer to [360 Reviews Form Entities \[page 2463\]](#).

### Supported Operations

Operation	Description
Query	Query a comment of an objective in a specific form. FormContentId, formDataId, itemId, sectionIndex, and type are required for the query operation.

### Properties and Navigation Properties

This section lists only the properties and navigation properties that require special business logic, permission, or other additional information. For more information, refer to the API dictionary in [Admin Center > API Center > OData API Data Dictionary](#) or the API metadata using query: `https://<api-server>/odata/v2/<Entity>/$metadata`.

### Use Case 1: Query a Comment of an Objective

The following example shows how to query a comment of an objective in a specific 360 Reviews form.

#### Request

Operation	Query
HTTP Method	GET
URI	<code>http://&lt;api-server&gt;/odata/v2/FormObjectiveComment(formContentId=126L,formDataId=31L,itemId=2L,sectionIndex=4,type=0)?\$format=json</code>

#### Response

```
{
  "d": {
```

```

    "__metadata": {
      "uri": "https://<api-server>/odata/v2/
FormObjectiveComment(formContentId=126L,formDataId=31L,itemId=2L,sectionIndex=4,type
=0)",
      "type": "SFOData.FormObjectiveComment"
    },
    "sectionIndex": 4,
    "formContentId": "126",
    "type": 0,
    "itemId": "2",
    "formDataId": "31",
    "commentText": "asdfasdfsdf",
    "order": 1,
    "commentDate": "08/30/2017",
    "userFullName": "karll liu",
    "fieldDataType": "comment"
  }
}

```

## Use Case 2: Retrieve Comments from Form360ReviewContentDetail

The following example shows how to retrieve the comments of all objectives in a specific 360 Reviews form from the parent entity Form360ReviewContentDetail.

### Request

Operation	Query
HTTP Method	GET
URI	http://<api-server>/odata/v2/ Form360ReviewContentDetail(formContentId=1 26L,formDataId=31L)? \$format=json&\$expand=objectiveSections/ objectives/comments

### Response

```

{
  "d": {
    "__metadata": {
      "uri": "https://<api-server>/odata/v2/
Form360ReviewContentDetail(formContentId=126L,formDataId=31L)",
      "type": "SFOData.Form360ReviewContentDetail"
    },
    "formContentId": "126",
    "formDataId": "31",
    "formLocale": "en_US",
    "subjectUserGender": "M",
    "subjectUserName": "karll liu",
    "originatorUserId": "karltest1",
    "subjectUserId": "karltest1",
    "originatorUserName": "karll liu",
    "formTitle": "MTR-3748 for karll liu",
    "summarySection": {
      "__deferred": {
        "uri": "https://<api-server>/odata/v2/
Form360ReviewContentDetail(formContentId=126L,formDataId=31L)/summarySection"
      }
    }
  }
}

```

```

    },
    "objectiveSections": {
      "results": [
        {
          "__metadata": {
            "uri": "https://<api-server>/odata/v2/
FormObjectiveSection(formContentId=126L,formDataId=31L,sectionIndex=4)",
            "type": "SFOData.FormObjectiveSection"
          },
          "sectionIndex": 4,
          "formContentId": "126",
          "formDataId": "31",
          "sectionWeight": null,
          "objPlanId": "1",
          "sectionWeightKey": "wf_sect_4_sectweight",
          "sectionName": "Objective",
          "objPlanType": "Business",
          "sectionDescription": "",
          "objectives": {
            "results": [
              {
                "__metadata": {
                  "uri": "https://<api-server>/odata/v2/
FormObjective(formContentId=126L,formDataId=31L,itemId=2L,sectionIndex=4)",
                  "type": "SFOData.FormObjective"
                },
                "sectionIndex": 4,
                "formContentId": "126",
                "itemId": "2",
                "formDataId": "31",
                "weight": null,
                "done": "0.0",
                "state": "Not Started",
                "useMLTRating": false,
                "stateColor": "background:white;color:black;",
                "itemOrder": 0,
                "category": "Goals",
                "metric": "666",
                "name": "666",
                "weightKey": null,
                "otherDetails": {
                  "__deferred": {
                    "uri": "https://<api-server>/
odata/v2/FormObjective(formContentId=126L,formDataId=31L,itemId=2L,sectionIndex=4)/
otherDetails"
                  }
                },
                "officialRating": {
                  "__deferred": {
                    "uri": "https://<api-server>/
odata/v2/FormObjective(formContentId=126L,formDataId=31L,itemId=2L,sectionIndex=4)/
officialRating"
                  }
                },
                "tasks": {
                  "__deferred": {
                    "uri": "https://<api-server>/odata/v2/
FormObjective(formContentId=126L,formDataId=31L,itemId=2L,sectionIndex=4)/tasks"
                  }
                },
                "othersRatingComment": {
                  "__deferred": {
                    "uri": "https://<api-server>/
odata/v2/FormObjective(formContentId=126L,formDataId=31L,itemId=2L,sectionIndex=4)/
othersRatingComment"
                  }
                }
              },
              {
                "objectiveDetails": {

```

```

        "__deferred": {
            "uri": "https://<api-server>/
odata/v2/FormObjective(formContentId=126L,formDataId=31L,itemId=2L,sectionIndex=4)/
objectiveDetails"
        },
        "customElement": {
            "__deferred": {
                "uri": "https://<api-server>/
odata/v2/FormObjective(formContentId=126L,formDataId=31L,itemId=2L,sectionIndex=4)/
customElement"
            }
        },
        "milestones": {
            "__deferred": {
                "uri": "https://<api-server>/
odata/v2/FormObjective(formContentId=126L,formDataId=31L,itemId=2L,sectionIndex=4)/
milestones"
            }
        },
        "selfRatingComment": {
            "__deferred": {
                "uri": "https://<api-server>/
odata/v2/FormObjective(formContentId=126L,formDataId=31L,itemId=2L,sectionIndex=4)/
selfRatingComment"
            }
        },
        "itemConfiguration": {
            "__deferred": {
                "uri": "https://<api-server>/
odata/v2/FormObjective(formContentId=126L,formDataId=31L,itemId=2L,sectionIndex=4)/
itemConfiguration"
            }
        },
        "metricLookupTables": {
            "__deferred": {
                "uri": "https://<api-server>/
odata/v2/FormObjective(formContentId=126L,formDataId=31L,itemId=2L,sectionIndex=4)/
metricLookupTables"
            }
        },
        "targets": {
            "__deferred": {
                "uri": "https://<api-server>/odata/v2/
FormObjective(formContentId=126L,formDataId=31L,itemId=2L,sectionIndex=4)/targets"
            }
        },
        "comments": {
            "results": [
                {
                    "__metadata": {
                        "uri": "https://<api-server>/
odata/v2/
FormObjectiveComment(formContentId=126L,formDataId=31L,itemId=2L,sectionIndex=4,type
=0)",
                        "type":
"SFOData.FormObjectiveComment"
                    },
                    "sectionIndex": 4,
                    "formContentId": "126",
                    "type": 0,
                    "itemId": "2",
                    "formDataId": "31",
                    "commentText": "asdfasdf",
                    "order": 1,
                    "commentDate": "08/30/2017",
                    "userFullName": "karll liu",
                    "fieldDataType": "comment"
                }
            ]
        }
    ]
}

```

```

    },
    {
      "__metadata": {
        "uri": "https://<api-server>/
odata/v2/
FormObjectiveComment(formContentId=126L,formDataId=31L,itemId=2L,sectionIndex=4,type
=0)",
        "type":
"SFOData.FormObjectiveComment"
      },
      "sectionIndex": 4,
      "formContentId": "126",
      "type": 0,
      "itemId": "2",
      "formDataId": "31",
      "commentText":
"cccccccccccccccccccccccccccccccc",
      "order": 2,
      "commentDate": "08/30/2017",
      "userFullName": "karll liu",
      "fieldDataType": "comment"
    }
  ]
},
{
  "__metadata": {
    "uri": "https://<api-server>/odata/v2/
FormObjective(formContentId=126L,formDataId=31L,itemId=3L,sectionIndex=4)",
    "type": "SFOData.FormObjective"
  },
  "sectionIndex": 4,
  "formContentId": "126",
  "itemId": "3",
  "formDataId": "31",
  "weight": null,
  "done": "0.0",
  "state": "Not Started",
  "useMLTRating": false,
  "stateColor": "background:white;color:black;",
  "itemOrder": 1,
  "category": "Goals",
  "metric": "7777777777",
  "name": "777777",
  "weightKey": null,
  "otherDetails": {
    "__deferred": {
      "uri": "https://<api-server>/
odata/v2/FormObjective(formContentId=126L,formDataId=31L,itemId=3L,sectionIndex=4)/
otherDetails"
    }
  },
  "officialRating": {
    "__deferred": {
      "uri": "https://<api-server>/
odata/v2/FormObjective(formContentId=126L,formDataId=31L,itemId=3L,sectionIndex=4)/
officialRating"
    }
  },
  "tasks": {
    "__deferred": {
      "uri": "https://<api-server>/odata/v2/
FormObjective(formContentId=126L,formDataId=31L,itemId=3L,sectionIndex=4)/tasks"
    }
  },
  "othersRatingComment": {
    "__deferred": {

```

```

        "uri": "https://<api-server>/
odata/v2/FormObjective(formContentId=126L,formDataId=31L,itemId=3L,sectionIndex=4)/
othersRatingComment"
    },
    "objectiveDetails": {
        "__deferred": {
            "uri": "https://<api-server>/
odata/v2/FormObjective(formContentId=126L,formDataId=31L,itemId=3L,sectionIndex=4)/
objectiveDetails"
        }
    },
    "customElement": {
        "__deferred": {
            "uri": "https://<api-server>/
odata/v2/FormObjective(formContentId=126L,formDataId=31L,itemId=3L,sectionIndex=4)/
customElement"
        }
    },
    "milestones": {
        "__deferred": {
            "uri": "https://<api-server>/
odata/v2/FormObjective(formContentId=126L,formDataId=31L,itemId=3L,sectionIndex=4)/
milestones"
        }
    },
    "selfRatingComment": {
        "__deferred": {
            "uri": "https://<api-server>/
odata/v2/FormObjective(formContentId=126L,formDataId=31L,itemId=3L,sectionIndex=4)/
selfRatingComment"
        }
    },
    "itemConfiguration": {
        "__deferred": {
            "uri": "https://<api-server>/
odata/v2/FormObjective(formContentId=126L,formDataId=31L,itemId=3L,sectionIndex=4)/
itemConfiguration"
        }
    },
    "metricLookupTables": {
        "__deferred": {
            "uri": "https://<api-server>/
odata/v2/FormObjective(formContentId=126L,formDataId=31L,itemId=3L,sectionIndex=4)/
metricLookupTables"
        }
    },
    "targets": {
        "__deferred": {
            "uri": "https://<api-server>/odata/v2/
FormObjective(formContentId=126L,formDataId=31L,itemId=3L,sectionIndex=4)/targets"
        }
    },
    "comments": {
        "results": []
    }
}
]
},
"selfRatingComment": {
    "__deferred": {
        "uri": "https://<api-server>/
odata/v2/FormObjectiveSection(formContentId=126L,formDataId=31L,sectionIndex=4)/
selfRatingComment"
    }
},
"othersRatingComment": {
    "__deferred": {

```



## 9.10.1.2.17 Form360ParticipantCategory

You can use this entity to query the information of participant categories in 360 Reviews forms when the forms are at the modify stage.

### Permissions

For more information on permissions, refer to [360 Reviews Form Entities \[page 2463\]](#).

### Supported Operations

Operation	Description
Query	Query the information of a participant category in a specific form. FormContentId, formDataId, and categoryValue are required for the query operation. If the form is not at the modify stage, the query result is null.

### Properties and Navigation Properties

This section lists only the properties and navigation properties that require special business logic, permission, or other additional information. For more information, refer to the API dictionary in [Admin Center](#) [API Center](#) [OData API Data Dictionary](#) or the API metadata using query: `https://<api-server>/odata/v2/<Entity>/$metadata`.

### Use Case 1: Query a Participant Category

The following example shows how to query the information of a participant category in a specific 360 Reviews form.

#### Request

Operation	Query
HTTP Method	GET
URI	<code>http://&lt;api-server&gt;/odata/v2/Form360ParticipantCategory(formContentId=18386L,formDataId=10559L,categoryValue='EM')?\$format=json</code>



## Response

```
{
  "d": {
    "__metadata": {
      "uri": "https://<api-server>/odata/v2/
Form360ParticipantCategory(categoryValue='EM',formContentId=18386L,formDataId=10559L)
",
      "type": "SFOData.Form360ParticipantCategory"
    },
    "categoryValue": "EM",
    "formContentId": "18386",
    "formDataId": "10559",
    "categoryOrder": 2,
    "categoryLabel": "Manager"
  }
}
```

## Use Case 2: Retrieve Participant Categories from Form360ParticipantConfig

The following example shows how to retrieve all participant categories in a specific 360 Reviews form from the parent entity Form360ParticipantConfig.

### Request

Operation	Query
HTTP Method	GET
URI	http://<api-server>/odata/v2/ Form360ParticipantConfig(formContentId=18386L,formDataId=10559L)? \$format=json&\$expand=participantCategories

### Response

```
{
  "d": {
    "__metadata": {
      "uri": "https://<api-server>/odata/v2/
Form360ParticipantConfig(formContentId=18386L,formDataId=10559L)",
      "type": "SFOData.Form360ParticipantConfig"
    },
    "formContentId": "18386",
    "formDataId": "10559",
    "participantCategories": {
      "results": [
        {
          "__metadata": {
            "uri": "https://<api-server>/odata/v2/
Form360ParticipantCategory(categoryValue='ED',formContentId=18386L,formDataId=10559L)
",
            "type": "SFOData.Form360ParticipantCategory"
          },
          "categoryValue": "ED",
          "formContentId": "18386",
          "formDataId": "10559",
          "categoryOrder": 3,
          "categoryLabel": "Direct Reports"
        }
      ]
    }
  }
}
```

```

    },
    {
      "__metadata": {
        "uri": "https://<api-server>/odata/v2/
Form360ParticipantCategory(categoryValue='E',formContentId=18386L,formDataId=10559L)
",
        "type": "SFOData.Form360ParticipantCategory"
      },
      "categoryValue": "E",
      "formContentId": "18386",
      "formDataId": "10559",
      "categoryOrder": 1,
      "categoryLabel": "Self"
    },
    {
      "__metadata": {
        "uri": "https://<api-server>/odata/v2/
Form360ParticipantCategory(categoryValue='EMD',formContentId=18386L,formDataId=10559
L)",
        "type": "SFOData.Form360ParticipantCategory"
      },
      "categoryValue": "EMD",
      "formContentId": "18386",
      "formDataId": "10559",
      "categoryOrder": 5,
      "categoryLabel": "Peers"
    },
    {
      "__metadata": {
        "uri": "https://<api-server>/odata/v2/
Form360ParticipantCategory(categoryValue='EE',formContentId=18386L,formDataId=10559L
)",
        "type": "SFOData.Form360ParticipantCategory"
      },
      "categoryValue": "EE",
      "formContentId": "18386",
      "formDataId": "10559",
      "categoryOrder": 4,
      "categoryLabel": "External"
    },
    {
      "__metadata": {
        "uri": "https://<api-server>/odata/v2/
Form360ParticipantCategory(categoryValue='EM',formContentId=18386L,formDataId=10559L
)",
        "type": "SFOData.Form360ParticipantCategory"
      },
      "categoryValue": "EM",
      "formContentId": "18386",
      "formDataId": "10559",
      "categoryOrder": 2,
      "categoryLabel": "Manager"
    }
  ],
  "participantColumns": {
    "__deferred": {
      "uri": "https://<api-server>/odata/v2/
Form360ParticipantConfig(formContentId=18386L,formDataId=10559L)/participantColumns"
    }
  }
}

```

## Error Codes

Error Code	Description
400 COE_GENERAL_BAD_REQUEST	[COE0018] formdataId and formContentId cannot be null.
400 COE_GENERAL_BAD_REQUEST	[COE0018] The form [<formDataId> <formContentId>] is not in modify stage.

## Related Information

[SAP Business Accelerator Hub: Form 360 Participant Category](#)

## 9.10.1.2.18 Form360ParticipantSection

You can use this entity to query the basic information of the participant section in 360 Reviews forms.

## Permissions

For more information on permissions, refer to [360 Reviews Form Entities \[page 2463\]](#).

## Supported Operations

Operation	Description
Query	Query the basic information of the participant section in a specific form. FormContentId and formDataId are required for the query operation.

## Properties and Navigation Properties

This section lists only the properties and navigation properties that require special business logic, permission, or other additional information. For more information, refer to the API dictionary in [Admin Center](#) [API Center](#) [OData API Data Dictionary](#) or the API metadata using query: `https://<api-server>/odata/v2/<Entity>/$metadata`.

## Use Case 1: Query Basic Information of the Participant Section

The following example shows how to query the basic information of the participant section in a specific 360 Reviews form.

### Request

Operation	Query
HTTP Method	GET
URI	<code>http://&lt;api-server&gt;/odata/v2/ Form360ParticipantSection(formContentId=18386L,formDataId=10559L)?\$format=json</code>

### Response

```
{
  "d": {
    "__metadata": {
      "uri": "https://<api-server>/odata/v2/  
Form360ParticipantSection(formContentId=18386L,formDataId=10559L)",
      "type": "SFOData.Form360ParticipantSection"
    },
    "formContentId": "18386",
    "formDataId": "10559",
    "sectionIndex": 100,
    "sectionName": "Participant Section",
    "sectionDescription": "This is a participant section.<br/> You can config  
the participants for the evaluation.",
    "formParticipants": {
      "__deferred": {
        "uri": "https://<api-server>/odata/v2/  
Form360ParticipantSection(formContentId=18386L,formDataId=10559L)/formParticipants"
      }
    },
    "participantConfig": {
      "__deferred": {
        "uri": "https://<api-server>/odata/v2/  
Form360ParticipantSection(formContentId=18386L,formDataId=10559L)/participantConfig"
      }
    }
  }
}
```

## Use Case 2: Retrieve Participant Section from Form360ReviewContentDetail

The following example shows how to retrieve the basic information of the participant section from the parent entity Form360ReviewContentDetail.

### Request

Operation	Query
HTTP Method	GET

URI

```
http://<api-server>/odata/v2/  
Form360ReviewContentDetail(formContentId=1  
8386L,formDataId=10559L)?  
$format=json&$expand=participantSection
```

## Response

```
{  
  "d": {  
    "__metadata": {  
      "uri": "https://<api-server>/odata/v2/  
Form360ReviewContentDetail(formContentId=18386L,formDataId=10559L)",  
      "type": "SFOData.Form360ReviewContentDetail"  
    },  
    "formContentId": "18386",  
    "formDataId": "10559",  
    "formLocale": "en_US",  
    "subjectUserGender": "M",  
    "subjectUserName": "Tim Wang",  
    "originatorUserId": "I306459",  
    "subjectUserId": "I306459",  
    "originatorUserName": "Tim Wang",  
    "formTitle": "Multi Rater Review for Tim Wang",  
    "summarySection": {  
      "__deferred": {  
        "uri": "https://<api-server>/odata/v2/  
Form360ReviewContentDetail(formContentId=18386L,formDataId=10559L)/summarySection"  
      }  
    },  
    "objectiveSections": {  
      "__deferred": {  
        "uri": "https://<api-  
server>/odata/v2/Form360ReviewContentDetail(formContentId=18386L,formDataId=10559L)/  
objectiveSections"  
      }  
    },  
    "introductionSection": {  
      "__deferred": {  
        "uri": "https://<api-  
server>/odata/v2/Form360ReviewContentDetail(formContentId=18386L,formDataId=10559L)/  
introductionSection"  
      }  
    },  
    "raterListSection": {  
      "__deferred": {  
        "uri": "https://<api-server>/odata/v2/  
Form360ReviewContentDetail(formContentId=18386L,formDataId=10559L)/raterListSection"  
      }  
    },  
    "competencySections": {  
      "__deferred": {  
        "uri": "https://<api-  
server>/odata/v2/Form360ReviewContentDetail(formContentId=18386L,formDataId=10559L)/  
competencySections"  
      }  
    },  
    "form360RaterSection": {  
      "__deferred": {  
        "uri": "https://<api-  
server>/odata/v2/Form360ReviewContentDetail(formContentId=18386L,formDataId=10559L)/  
form360RaterSection"  
      }  
    },  
    "formConfiguration": {  
      "__deferred": {
```



## 9.10.1.2.19 Form360ParticipantDetail

The Form360ParticipantDetail entity contains one column information of 360 form participants. You can use this entity to query one column information of 360 form participants.

### Supported Operations

Operation	Description
Query	Query one column information of participants in a 360 form. formContentId and formDataId are required to query the participant details of a specified form content.

### Properties and Navigation Properties

This section lists only the properties and navigation properties that require special business logic, permission, or other additional information. For more information, refer to the API dictionary in [Admin Center](#) [API Center](#) [OData API Data Dictionary](#) or the API metadata using query: `https://<api-server>/odata/v2/<Entity>/$metadata`.

#### Navigation Properties

Navigation Property	Related Entity	Description
participantUser	User	Navigation to the corresponding user entity

### Use Case 1: Retrieve 360 form participant details

The following example shows how to query the participant details of a given 360 form.

#### Request

Operation	Query
HTTP Method	GET
URI	<code>http://&lt;api-server&gt;/odata/v2/Form360ParticipantDetail(formContentId=18386L,formDataId=10559L,participantId='timw',columnKey='EMAIL')?\$format=json</code>

#### Response

```
{
```

```

    "d": {
      "__metadata": {
        "uri": "https://<api-server>/odata/v2/
Form360ParticipantDetail(columnKey='EMAIL',formContentId=18386L,formDataId=10559L,pa
rticipantId='I306459')",
        "type": "SFOData.Form360ParticipantDetail"
      },
      "columnKey": "EMAIL",
      "formContentId": "18386",
      "participantId": "I306459",
      "formDataId": "10559",
      "columnValue": "tim.wang@sap.com"
      "participantUser": {
        "__deferred": {
          "uri": "https://<api-server>/odata/v2/
Form360ParticipantDetail(formContentId=18386L,formDataId=10559L,participantId='timw'
)/participantUser"
        }
      }
    }
  }
}

```

## Use Case 2: Retrieve 360 form participant details from Form360Participant

The following example shows how to retrieve the participant details of a given 360 form from the parent entity Form360Participant.

### Request

Operation	Query
HTTP Method	GET
URI	http://<api-server>/odata/v2/ Form360Participant(formContentId=18386L,fo rmDataId=10559L, participantId='timw')? \$format=json&\$expand=participantDetails

### Response

```

{
  "d": {
    "__metadata": {
      "uri": "https://<api-server>/odata/v2/
Form360Participant(formContentId=18386L,formDataId=10559L,participantId='timw')",
      "type": "SFOData.Form360Participant"
    },
    "formContentId": "18386",
    "participantId": "timw",
    "formDataId": "10559",
    "participantUsername": "Tim Wang",
    "participantCategory": "E",
    "isExternalUser": false,
    "participantOrder": 1,
    "isRemovable": false,
    "participantCategoryKey": null,
    "isFixedCategory": true,
    "participantDetails": {
      "results": [
        {

```



```

        "__metadata": {
          "uri": "https://<api-server>/odata/v2/
Form360ParticipantDetail(columnKey='DIVISION',formContentId=18386L,formDataId=10559L
,participantId='timw')",
          "type": "SFOData.Form360ParticipantDetail"
        },
        "columnKey": "DIVISION",
        "formContentId": "18386",
        "participantId": "timw",
        "formDataId": "10559",
        "columnValue": "Sap Successfactors - Shanghai"
      "participantUser": {
        "__deferred": {
          "uri": "https://<api-server>/odata/v2/
Form360ParticipantDetail(formContentId=18386L,formDataId=10559L,participantId='timw'
)/participantUser"
        }
      }
    },
    {
      "__metadata": {
        "uri": "https://<api-server>/odata/v2/
Form360ParticipantDetail(columnKey='PARTICIPANT_USERNAME',formContentId=18386L,formD
ataId=10559L,participantId='timw')",
        "type": "SFOData.Form360ParticipantDetail"
      },
      "columnKey": "PARTICIPANT_USERNAME",
      "formContentId": "18386",
      "participantId": "timw",
      "formDataId": "10559",
      "columnValue": "Tim Wang"
      "participantUser": {
        "__deferred": {
          "uri": "https://<api-server>/odata/v2/
Form360Participant(formContentId=18386L,formDataId=10559L,participantId='timw')/
participantUser"
        }
      }
    },
    {
      "__metadata": {
        "uri": "https://<api-server>/odata/v2/
Form360ParticipantDetail(columnKey='DEPARTMENT',formContentId=18386L,formDataId=1055
9L,participantId='timw')",
        "type": "SFOData.Form360ParticipantDetail"
      },
      "columnKey": "DEPARTMENT",
      "formContentId": "18386",
      "participantId": "timw",
      "formDataId": "10559",
      "columnValue": "Cloud HCM - Talent"
      "participantUser": {
        "__deferred": {
          "uri": "https://<api-server>/odata/v2/
Form360Participant(formContentId=18386L,formDataId=10559L,participantId='timw')/
participantUser"
        }
      }
    },
    {
      "__metadata": {
        "uri": "https://<api-server>/odata/v2/
Form360ParticipantDetail(columnKey='MANAGER_USERNAME',formContentId=18386L,formDataI
d=10559L,participantId='timw')",
        "type": "SFOData.Form360ParticipantDetail"
      },
      "columnKey": "MANAGER_USERNAME",
      "formContentId": "18386",

```

```

      "participantId": "timw",
      "formDataId": "10559",
      "columnValue": "Steven Li"
      "participantUser": {
        "__deferred": {
          "uri": "https://<api-server>/odata/v2/
Form360Participant(formContentId=18386L,formDataId=10559L,participantId='timw')/
participantUser"
        }
      }
    },
    {
      "__metadata": {
        "uri": "https://<api-server>/odata/v2/
Form360ParticipantDetail(columnKey='EMAIL',formContentId=18386L,formDataId=10559L,pa
rticipantId='timw')",
        "type": "SFOData.Form360ParticipantDetail"
      },
      "columnKey": "EMAIL",
      "formContentId": "18386",
      "participantId": "timw",
      "formDataId": "10559",
      "columnValue": "tim.wang@sap.com"
      "participantUser": {
        "__deferred": {
          "uri": "https://<api-server>/odata/v2/
Form360Participant(formContentId=18386L,formDataId=10559L,participantId='timw')/
participantUser"
        }
      }
    }
  ]
}

```

## Error Codes

Error Code	Description
400 COE_GENERAL_BAD_REQUEST	[COE0018] formDataId, formContentId, cannot be null
400 COE_GENERAL_BAD_REQUEST	[COE0018] The form [<formDataId> <formContentId>] is not in modify stage.

## Limitation

The result of participantColumns is null if the 360 form is not in modify stage.

## Additional Information

The 360 participant detail section entity is able to be accessed by querying directly Form360ParticipantDetail entity or expand via Form360Participant entity.

## Related Information

[SAP Business Accelerator Hub: Form360ParticipantDetail](#) 

### 9.10.1.2.20 Form360ParticipantColumn

You can use this entity to query the column information of participant configuration in 360 Reviews forms when the forms are at the modify stage.

## Permissions

For more information on permissions, refer to [360 Reviews Form Entities \[page 2463\]](#).

## Supported Operations

Operation	Description
Query	Query the column information of participant configuration in a specific form. FormContentId, formDataId, and columnKey are required for the query operation. If the form is not at the modify stage, the query result is null.

## Properties and Navigation Properties

This section lists only the properties and navigation properties that require special business logic, permission, or other additional information. For more information, refer to the API dictionary in [Admin Center](#) [API Center](#) [OData API Data Dictionary](#) or the API metadata using query: `https://<api-server>/odata/v2/<Entity>/$metadata`.

## Use Case 1: Query Column Information

The following example shows how to query the column information of participant configuration in a specific 360 Reviews form.

### Request

Operation	Query
HTTP Method	GET
URI	<code>http://&lt;api-server&gt;/odata/v2/Form360ParticipantColumn(formContentId=18386L,formDataId=10559L,columnKey='EMAIL')?\$format=json</code>

### Response

```
{
  "d": {
    "__metadata": {
      "uri": "https://<api-server>/odata/v2/Form360ParticipantColumn(columnKey='EMAIL',formContentId=18386L,formDataId=10559L)",
      "type": "SFOData.Form360ParticipantColumn"
    },
    "columnKey": "EMAIL",
    "formContentId": "18386",
    "formDataId": "10559",
    "columnLabel": "Email",
    "columnOrder": 2
  }
}
```

## Use Case 2: Retrieve All Column Information from Form360ParticipantConfig

The following example shows how to retrieve all column information of participant configuration from the parent entity Form360ParticipantConfig.

### Request

Operation	Query
HTTP Method	GET
URI	<code>http://&lt;api-server&gt;/odata/v2/Form360ParticipantConfig(formContentId=18386L,formDataId=10559L)?\$format=json&amp;\$expand=participantColumns</code>

### Response

```
{
  "d": {
    "__metadata": {
```

```

    "uri": "https://<api-server>/odata/v2/
Form360ParticipantConfig(formContentId=18386L,formDataId=10559L)",
    "type": "SFOData.Form360ParticipantConfig"
  },
  "formContentId": "18386",
  "formDataId": "10559",
  "participantCategories": {
    "__deferred": {
      "uri": "https://<api-
server>/odata/v2/Form360ParticipantConfig(formContentId=18386L,formDataId=10559L)/
participantCategories"
    }
  },
  "participantColumns": {
    "results": [
      {
        "__metadata": {
          "uri": "https://<api-server>/odata/v2/
Form360ParticipantColumn(columnKey='EMAIL',formContentId=18386L,formDataId=10559L)",
          "type": "SFOData.Form360ParticipantColumn"
        },
        "columnKey": "EMAIL",
        "formContentId": "18386",
        "formDataId": "10559",
        "columnLabel": "Email",
        "columnOrder": 2
      },
      {
        "__metadata": {
          "uri": "https://<api-server>/odata/v2/
Form360ParticipantColumn(columnKey='DEPARTMENT',formContentId=18386L,formDataId=1055
9L)",
          "type": "SFOData.Form360ParticipantColumn"
        },
        "columnKey": "DEPARTMENT",
        "formContentId": "18386",
        "formDataId": "10559",
        "columnLabel": "Department",
        "columnOrder": 5
      },
      {
        "__metadata": {
          "uri": "https://<api-server>/odata/v2/
Form360ParticipantColumn(columnKey='PARTICIPANT_USERNAME',formContentId=18386L,formD
ataId=10559L)",
          "type": "SFOData.Form360ParticipantColumn"
        },
        "columnKey": "PARTICIPANT_USERNAME",
        "formContentId": "18386",
        "formDataId": "10559",
        "columnLabel": "Participant",
        "columnOrder": 4
      },
      {
        "__metadata": {
          "uri": "https://<api-server>/odata/v2/
Form360ParticipantColumn(columnKey='DIVISION',formContentId=18386L,formDataId=10559L
)",
          "type": "SFOData.Form360ParticipantColumn"
        },
        "columnKey": "DIVISION",
        "formContentId": "18386",
        "formDataId": "10559",
        "columnLabel": "Division",
        "columnOrder": 1
      },
      {
        "__metadata": {

```



## Properties and Navigation Properties

This section lists only the properties and navigation properties that require special business logic, permission, or other additional information. For more information, refer to the API dictionary in [Admin Center](#) [API Center](#) [OData API Data Dictionary](#) or the API metadata using query: `https://<api-server>/odata/v2/<Entity>/$metadata`.

### Navigation Properties

Navigation Property	Related Entity	Description
participantUser	User	Navigation to the corresponding user entity

## Use Case 1: Query 360 form participants

The following example shows how to query the participants of a given 360 form.

### Request

Operation	Query
HTTP Method	GET
URI	<code>http://&lt;api-server&gt;/odata/v2/Form360Participant(formContentId=18386L,formDataId=10559L,participantId='timw')?\$format=json</code>

### Response

```
{
  "d": {
    "__metadata": {
      "uri": "https://<api-server>/odata/v2/Form360Participant(formContentId=18386L,formDataId=10559L,participantId='timw')",
      "type": "SFOData.Form360Participant"
    },
    "formContentId": "18386",
    "participantId": "timw",
    "formDataId": "10559",
    "participantUsername": "Tim Wang",
    "participantCategory": "E",
    "isExternalUser": false,
    "participantOrder": 1,
    "isRemovable": false,
    "participantCategoryKey": null,
    "isFixedCategory": true,
    "participantDetails": {
      "__deferred": {
        "uri": "https://<api-server>/odata/v2/Form360Participant(formContentId=18386L,formDataId=10559L,participantId='timw')/participantDetails"
      }
    }
  }
}
```

```

    "participantUser": {
      "__deferred": {
        "uri": "https://<api-server>/odata/v2/
Form360Participant(formContentId=18386L,formDataId=10559L,participantId='timw')/
participantUser"
      }
    }
  }
}

```

## Use Case 2: Query details of 360 form participants

The following example shows how to query the participant details of a given 360 form.

### Request

Operation	Query
HTTP Method	GET
URI	http://<api-server>/odata/v2/ Form360Participant(formContentId=18386L,fo rmDataId=10559L, participantId='timw')? \$format=json&\$expand=participantDetails

### Response

```

{
  "d": {
    "__metadata": {
      "uri": "https://<api-server>/odata/v2/
Form360Participant(formContentId=18386L,formDataId=10559L,participantId='timw')",
      "type": "SFOData.Form360Participant"
    },
    "formContentId": "18386",
    "participantId": "timw",
    "formDataId": "10559",
    "participantUsername": "Tim Wang",
    "participantCategory": "E",
    "isExternalUser": false,
    "participantOrder": 1,
    "isRemovable": false,
    "participantCategoryKey": null,
    "isFixedCategory": true,
    "participantDetails": {
      "results": [
        {
          "__metadata": {
            "uri": "https://<api-server>/odata/v2/
Form360ParticipantDetail(columnKey='DIVISION',formContentId=18386L,formDataId=10559L
,participantId='timw')",
            "type": "SFOData.Form360ParticipantDetail"
          },
          "columnKey": "DIVISION",
          "formContentId": "18386",
          "participantId": "timw",
          "formDataId": "10559",
          "columnValue": "Sap Successfactors - Shanghai"
        },
        "participantUser": {
          "__deferred": {

```



```

        "uri": "https://<api-server>/odata/v2/
Form360Participant(formContentId=18386L,formDataId=10559L,participantId='timw')/
participantUser"
    }
  },
  {
    "__metadata": {
      "uri": "https://<api-server>/odata/v2/
Form360ParticipantDetail(columnKey='PARTICIPANT_USERNAME',formContentId=18386L,formD
ataId=10559L,participantId='timw')",
      "type": "SFOData.Form360ParticipantDetail"
    },
    "columnKey": "PARTICIPANT_USERNAME",
    "formContentId": "18386",
    "participantId": "timw",
    "formDataId": "10559",
    "columnValue": "Tim Wang"
    "participantUser": {
      "__deferred": {
        "uri": "https://<api-server>/odata/v2/
Form360Participant(formContentId=18386L,formDataId=10559L,participantId='timw')/
participantUser"
      }
    }
  },
  {
    "__metadata": {
      "uri": "https://<api-server>/odata/v2/
Form360ParticipantDetail(columnKey='DEPARTMENT',formContentId=18386L,formDataId=1055
9L,participantId='timw')",
      "type": "SFOData.Form360ParticipantDetail"
    },
    "columnKey": "DEPARTMENT",
    "formContentId": "18386",
    "participantId": "timw",
    "formDataId": "10559",
    "columnValue": "Cloud HCM - Talent"
    "participantUser": {
      "__deferred": {
        "uri": "https://<api-server>/odata/v2/
Form360Participant(formContentId=18386L,formDataId=10559L,participantId='timw')/
participantUser"
      }
    }
  },
  {
    "__metadata": {
      "uri": "https://<api-server>/odata/v2/
Form360ParticipantDetail(columnKey='MANAGER_USERNAME',formContentId=18386L,formDataI
d=10559L,participantId='timw')",
      "type": "SFOData.Form360ParticipantDetail"
    },
    "columnKey": "MANAGER_USERNAME",
    "formContentId": "18386",
    "participantId": "timw",
    "formDataId": "10559",
    "columnValue": "Steven Li"
    "participantUser": {
      "__deferred": {
        "uri": "https://<api-server>/odata/v2/
Form360Participant(formContentId=18386L,formDataId=10559L,participantId='timw')/
participantUser"
      }
    }
  },
  {
    "__metadata": {

```



```

        "uri": "https://<api-server>/odata/v2/
Form360Participant(formContentId=18386L,formDataId=10559L,participantId='ericc')",
        "type": "SFOData.Form360Participant"
    },
    "formContentId": "18386",
    "participantId": "ericc",
    "formDataId": "10559",
    "participantUsername": "Eric Chen",
    "participantCategory": "EMD",
    "isExternalUser": false,
    "participantOrder": 3,
    "isRemovable": true,
    "participantCategoryKey": null,
    "isFixedCategory": false,
    "participantDetails": {
        "__deferred": {
            "uri": "https://<api-server>/odata/v2/
Form360Participant(formContentId=18386L,formDataId=10559L,participantId='ericc')/
participantDetails"
        }
    }
    "participantUser": {
        "__deferred": {
            "uri": "https://<api-server>/odata/v2/
Form360Participant(formContentId=18386L,formDataId=10559L,participantId='ericc')/
participantUser"
        }
    }
},
{
    "__metadata": {
        "uri": "https://<api-server>/odata/v2/
Form360Participant(formContentId=18386L,formDataId=10559L,participantId='extUser001'
)",
        "type": "SFOData.Form360Participant"
    },
    "formContentId": "18386",
    "participantId": "extUser001",
    "formDataId": "10559",
    "participantUsername": "Steve Jobs",
    "participantCategory": "EE",
    "isExternalUser": true,
    "participantOrder": 4,
    "isRemovable": true,
    "participantCategoryKey": null,
    "isFixedCategory": false,
    "participantDetails": {
        "__deferred": {
            "uri": "https://localhost:443/odata/v2/
Form360Participant(formContentId=18386L,formDataId=10559L,participantId='extUser001'
)/participantDetails"
        }
    }
    "participantUser": {
        "__deferred": {
            "uri": "https://<api-server>/odata/v2/
Form360Participant(formContentId=18386L,formDataId=10559L,participantId='extUser001'
)/participantUser"
        }
    }
},
]
},
"participantConfig": {
    "__deferred": {
        "uri": "https://<api-server>/odata/v2/
Form360ParticipantSection(formContentId=18386L,formDataId=10559L)/participantConfig"
    }
}

```

```
}  
  }  
}
```

## Error Codes

Error Code	Description
400 COE_GENERAL_BAD_REQUEST	[COE0018] formdataId, formContentId, cannot be null
400 COE_GENERAL_BAD_REQUEST	[COE0018] The form [<formDataId> <formContentId>] is not in modify stage.

## Limitation

The result of participantColumns is null if the 360 form is not in modify stage.

## Additional Information

The 360 participant entity is able to be accessed by querying directly Form360Participant entity or expand via Form360ParticipantSection entity.

## Related Information

[SAP Business Accelerator Hub: Form 360 Participant](#)

### 9.10.1.2.22 Form360ParticipantConfig

You can use this entity to query the basic information of participant configuration in 360 Reviews forms.

## Permissions

For more information on permissions, refer to [360 Reviews Form Entities \[page 2463\]](#).

## Supported Operations

Operation	Description
Query	Query the basic information of participant configuration in a specific form. FormContentId and formDataId are required for the query operation.

## Properties and Navigation Properties

This section lists only the properties and navigation properties that require special business logic, permission, or other additional information. For more information, refer to the API dictionary in [Admin Center](#) [API Center](#) [OData API Data Dictionary](#) or the API metadata using query: `https://<api-server>/odata/v2/<Entity>/$metadata`.

## Use Case 1: Query Basic Information of Participant Configuration

The following example shows how to query the basic information of participant configuration in a specific 360 Reviews form.

### Request

Operation	Query
HTTP Method	GET
URI	<code>http://&lt;api-server&gt;/odata/v2/Form360ParticipantConfig(formContentId=18386L,formDataId=10559L)?\$format=json</code>

### Response

```
{
  "d": {
    "__metadata": {
      "uri": "https://<api-server>/odata/v2/Form360ParticipantConfig(formContentId=18386L,formDataId=10559L)",
      "type": "SFOData.Form360ParticipantConfig"
    },
    "formContentId": "18386",
    "formDataId": "10559",
    "participantColumns": {
      "__deferred": {
        "uri": "https://<api-server>/odata/v2/Form360ParticipantConfig(formContentId=18386L,formDataId=10559L)/participantColumns"
      }
    },
    "participantCategories": {
      "__deferred": {
        "uri": "https://<api-server>/odata/v2/Form360ParticipantConfig(formContentId=18386L,formDataId=10559L)/participantCategories"
      }
    }
  }
}
```

```
}
  }
}
```

## Use Case 2: Retrieve Participant Configuration from Form360ParticipantSection

The following example shows how to retrieve the basic information of participant configuration from the parent entity Form360ParticipantSection.

### Request

Operation	Query
HTTP Method	GET
URI	http://<api-server>/odata/v2/ Form360ParticipantSection(formContentId=18386L,formDataId=10559L)? \$format=json&\$expand=participantConfig

### Response

```
{
  "d": {
    "__metadata": {
      "uri": "https://<api-server>/odata/v2/  
Form360ParticipantSection(formContentId=18386L,formDataId=10559L)",
      "type": "SFOData.Form360ParticipantSection"
    },
    "formContentId": "18386",
    "formDataId": "10559",
    "sectionIndex": 100,
    "sectionName": "Participant Section",
    "sectionDescription": "This is a participant section.<br/> You can config  
the participants for the evaluation.",
    "formParticipants": {
      "__deferred": {
        "uri": "https://<api-server>/odata/v2/  
Form360ParticipantSection(formContentId=18386L,formDataId=10559L)/formParticipants"
      }
    },
    "participantConfig": {
      "__metadata": {
        "uri": "https://<api-server>/odata/v2/  
Form360ParticipantConfig(formContentId=18386L,formDataId=10559L)",
        "type": "SFOData.Form360ParticipantConfig"
      },
      "formContentId": "18386",
      "formDataId": "10559",
      "participantCategories": {
        "__deferred": {
          "uri": "https://<api-  
server>/odata/v2/Form360ParticipantConfig(formContentId=18386L,formDataId=10559L)/  
participantCategories"
        }
      },
      "participantColumns": {
```

```

        "__deferred": {
          "uri": "https://<api-server>/odata/v2/
Form360ParticipantConfig(formContentId=18386L,formDataId=10559L)/participantColumns"
        }
      }
    }
  }
}

```

## Error Codes

Error Code	Description
400 COE_GENERAL_BAD_REQUEST	[COE0018] formdataId and formContentId cannot be null.
400 COE_GENERAL_BAD_REQUEST	[COE0018] The form [<formDataId> <formContentId>] is not in modify stage.

## Related Information

[SAP Business Accelerator Hub: Form 360 Participant Config](#)

## 9.10.1.2.23 Function Import

### 9.10.1.2.23.1 complete360

You can use complete360 to submit a 360 Reviews form in the Evaluation stage.

## Permissions

For more information on permissions, refer to [360 Reviews Form Entities \[page 2463\]](#).

This section lists only the properties and navigation properties that require special business logic, permission, or other additional information. For more information, refer to the API dictionary in [Admin Center](#) [API Center](#) [OData API Data Dictionary](#) or the API metadata using query: `https://<api-server>/odata/v2/<Entity>/$metadata`.

## Supported Operations

Query

## Parameters

Parameter	Data Type	Required/Optional	Description
formDataId	Long	Required	Indicates the form ID
comment	String	Optional	Indicates the comment provided by the user

## Use Case: Submit a 360 Reviews Form in the Evaluation Stage

This example shows how to submit a 360 Reviews form in the Evaluation stage.

### Request

Operation	Query
HTTP Method	GET
URI	<code>https://&lt;API-Server&gt;/odata/v2/complete360?formDataId=30172L&amp;comment='test comment'</code>

### Response

```
{
  "status": "Success"
}
```

## Error Codes

Error Code	Description
TWF_INCORRECT_PARAMETER_ERROR	No 360 form was found.



## 9.10.1.2.23.2 validateForm360Data

You can use this function import to validate 360 Reviews forms when they're at the modify, evaluation, or signature stage.

### Permissions

For more information on permissions, refer to [360 Reviews Form Entities \[page 2463\]](#).

### Supported Operations

Operation	Description
Query	Validate a specific 360 Reviews form. FormDataId, formContentId, and workFlowOption are required for the query operation.

### Properties and Navigation Properties

This section lists only the properties and navigation properties that require special business logic, permission, or other additional information. For more information, refer to the API dictionary in [Admin Center > API Center > OData API Data Dictionary](#) or the API metadata using query: `https://<api-server>/odata/v2/<Entity>/$metadata`.

Property	Description
formDataId	Indicates document ID. This is a required field.
formContentId	Indicates form content ID. This is a required field.
workFlowOption	There are three work flow options available: <b>next_step</b> , <b>complete_360</b> , and <b>sign</b> . This is a required field.

### Use Case: Validate a 360 Reviews Form

The following example shows how to validate a specific 360 Reviews form.

#### Request

Operation	Query
-----------	-------

HTTP Method	GET
URI	https://<api-server>/odata/v2/ validateForm360Data? \$format=json&formDataId=366L&formContentId =1480L&workFlowOption='next_step'

## Response

Successful Response:

```
{
  "d": {
    "Form360DataValidationResult": {
      "errors": {
        "results": []
      },
      "status": "Success"
    }
  }
}
```

Failure Response:

```
{
  "d": {
    "Form360DataValidationResult": {
      "errors": {
        "results": [
          {
            "itemName": null,
            "message": "You must select at least 5 people to rater
list.",
            "sectionIndex": 6,
            "sectionName": "Rater List",
            "status": "ERROR"
          }
        ]
      },
      "status": "Failed"
    }
  }
}
```

## Error Codes

Error Code	Description
COE_MISSING_REQUIRED_PARAMETER_ERROR	Valid value of form data ID should be provided.
COE_MISSING_REQUIRED_PARAMETER_ERROR	Valid value of form content ID should be provided.
COE_MISSING_REQUIRED_PARAMETER_ERROR	Valid value of work flow option should be provided.

## 9.10.1.2.23.3 signForm

You can use this function import to sign Performance Management and 360 Reviews forms.

### Permissions

For more information on permissions, see [Performance Management Form Entities \[page 2360\]](#).

### Supported Operations

Operation	Description
Query	To sign a specific form when the form is at the signature stage. FormDataId is required for the query operation.

### Properties and Navigation Properties

Property	Description
formDataId	Indicates document ID. This is a mandatory field.
comment	Indicates the comment provided by the signer. This is an optional field. If <i>Disable Ask For Comment Routing</i> is selected in <i>Form Template Settings</i> , this property is not allowed.

### Use Case: Sign a Form

The following example shows how to use this function import to sign a form.

#### Request

Operation	Query
HTTP Method	GET
URI	<code>https://&lt;hostname&gt;/odata/v2/signForm?formDataId=1234L &amp;comment='my comment'</code>

#### Response

```
<d:CORouteFormStatusBean xmlns:d="http://schemas.microsoft.com/ado/2007/08/dataservices" xmlns:m="http://schemas.microsoft.com/ado/2007/08/dataservices/metadata" m:type="SFOData.CORouteFormStatusBean">
```

```
<d:status>Success</d:status>
</d:CORouteFormStatusBean>
```

## Error Codes

Error Code	Description
TWF_MISS_REQUIRE_PARAMETER_ERROR	FormDataId is not provided in the URL.
TWF_INCORRECT_PARAMETER_ERROR	You may get this error message due to the following reasons: <ul style="list-style-type: none"><li>Form is not found for the given formDataId.</li><li>Form is found but the workflow action can't be operated. For example, form is in the En Route or Completed folder.</li><li>Form is not at the signature stage.</li><li>Form doesn't reach the exit date based on route map configuration.</li><li>The signer provides a comment when <i>Disable Ask For Comment Routing</i> is selected in <i>Form Template Settings</i>.</li></ul>

### 9.10.1.2.23.4 sendToPreviousStep

You can use this function import to send Performance Management and 360 Reviews forms to the previous step at the modify stage.

## Permissions

*Enable form routing to previous step* is selected in *Form Template Settings*. For more information on permissions, see [Performance Management Form Entities \[page 2360\]](#).

## Supported Operations

Operation	Description
Query	To send a specific form to the previous step. FormDataId is required for the query operation.

## Properties and Navigation Properties

Property	Description
formDataId	Indicates document ID. This is a mandatory field.
comment	Indicates the comment provided by the user. This is an optional field. If <i>Disable Ask For Comment Routing</i> is selected in <i>Form Template Settings</i> , this property is not allowed.
previousStepEntryUser	If the previous step is the Iterative step, the property indicates the first recipient user in the previous step.

## Use Case: Send a Form to Previous Step

The following example shows how to use this function import to send a specific form to the previous step.

### Request

Operation	Query
HTTP Method	GET
URI	<code>http://&lt;Hostname&gt;/odata/v2/sendToPreviousStep? formDataId=192L&amp;comment= 'test '</code>

### Response

```
{
  "d": {
    "CORouteFormStatusBean": {
      "status": "Success"
    }
  }
}
```

## Error Codes

Error Code	Description
COE_GENERAL_SERVER_FAILURE	General server-side error message.
TWF_INCORRECT_PARAMETER_ERROR	You may get this error message due to the following reasons: <ul style="list-style-type: none"><li>Based on form configuration, the form can't be sent to the previous step at the current stage.</li><li>User has no permission to execute this action on the form at the current step.</li></ul>

## 9.10.1.2.23.5 rejectForm

You can use this function import to reject Performance Management and 360 Reviews forms.

### Permissions

For more information on permissions, see [Performance Management Form Entities \[page 2360\]](#).

### Supported Operations

Operation	Description
Query	To reject a specific form when the form is at the signature stage. FormDataId is required for the query operation.

### Properties and Navigation Properties

Property	Description
formDataId	Indicates document ID. This is a mandatory field.
comment	Indicates the comment for rejecting the form provided by the user. This is an optional field. If <i>Disable Ask For Comment Routing</i> is selected in <i>Form Template Settings</i> , this property is not allowed.

### Use Case: Reject a Form

The following example shows how to use this function import to reject a specific form.

#### Request

Operation	Query
HTTP Method	GET
URI	<code>https://&lt;hostname&gt;/odata/v2/signForm?formDataId=1234L &amp;comment='my comment'</code>

## Response

```
<d:CORouteFormStatusBean xmlns:d="http://schemas.microsoft.com/ado/2007/08/dataservices" xmlns:m="http://schemas.microsoft.com/ado/2007/08/dataservices/metadata" m:type="SFOData.CORouteFormStatusBean">
  <d:status>Success</d:status>
</d:CORouteFormStatusBean>
```

## Error Codes

Error Code	Description
TWF_MISS_REQUIRE_PARAMETER_ERROR	FormDataId is not provided in the URL.
TWF_INCORRECT_PARAMETER_ERROR	You may get this error message due to the following reasons: <ul style="list-style-type: none"><li>Form is not found for the given formDataId.</li><li>Form is found but the workflow action can't be operated. For example, form is in the En Route or Completed folder.</li><li>Form is not at the signature stage.</li><li>Form doesn't reach the exit date based on route map configuration.</li><li>The signer provides a comment when <i>Disable Ask For Comment Routing</i> is selected in <i>Form Template Settings</i>.</li></ul>

## 9.10.2 Goals

### 9.10.2.1 Goal\_<GoalPlanID>

Goal entities include all standard fields and custom fields configured in goal plan templates. The entities are specified by goal plan id, which means one template has one entity corresponding to it. For example, for the goal template specified by goal plan id of 1, the corresponding entity is Goal\_1.

#### Permissions

Permission System	Required Setting
Role-based	<ul style="list-style-type: none"><li>Under <a href="#">Objective</a> &gt; <a href="#">Objective Plan Permissions</a>, select <i>All</i> to grant permission for all goal plans, or select <i>Others</i> and choose the plans you want to grant permission for. This permission allows user to query, edit, and delete personal goals.</li><li>To grant permission for creating, editing, and deleting group goals, grant <a href="#">Objective</a> &gt; <a href="#">New Group Objective Creation</a>.</li><li>To query soft deleted data, grant permission <a href="#">Objective</a> &gt; <a href="#">Admin Access for Goal ODATA API Export</a>.</li></ul>

#### Querying Soft Deleted Data

Soft deleted data is the data that has been deleted but not fully purged from the system. As of Q3 2018 Release, if your user has the permission of admin access for Goal OData API export, the query result of this entity includes soft deleted data.

To grant the permission, enable [Objectives](#) > [Admin Access for Goal OData API Export](#) in RBP.

#### Supported Operations

Query, Insert, Merge, Replace, Upsert, Delete

#### Properties and Navigation Properties

This section lists only the properties and navigation properties that require special business logic, permission, or other additional information. For more information, refer to the API dictionary in [Admin Center](#) > [API Center](#)



➤ [OData API Data Dictionary](#) or the API metadata using query: `https://<api-server>/odata/v2/<Entity>/$metadata`.

## Properties

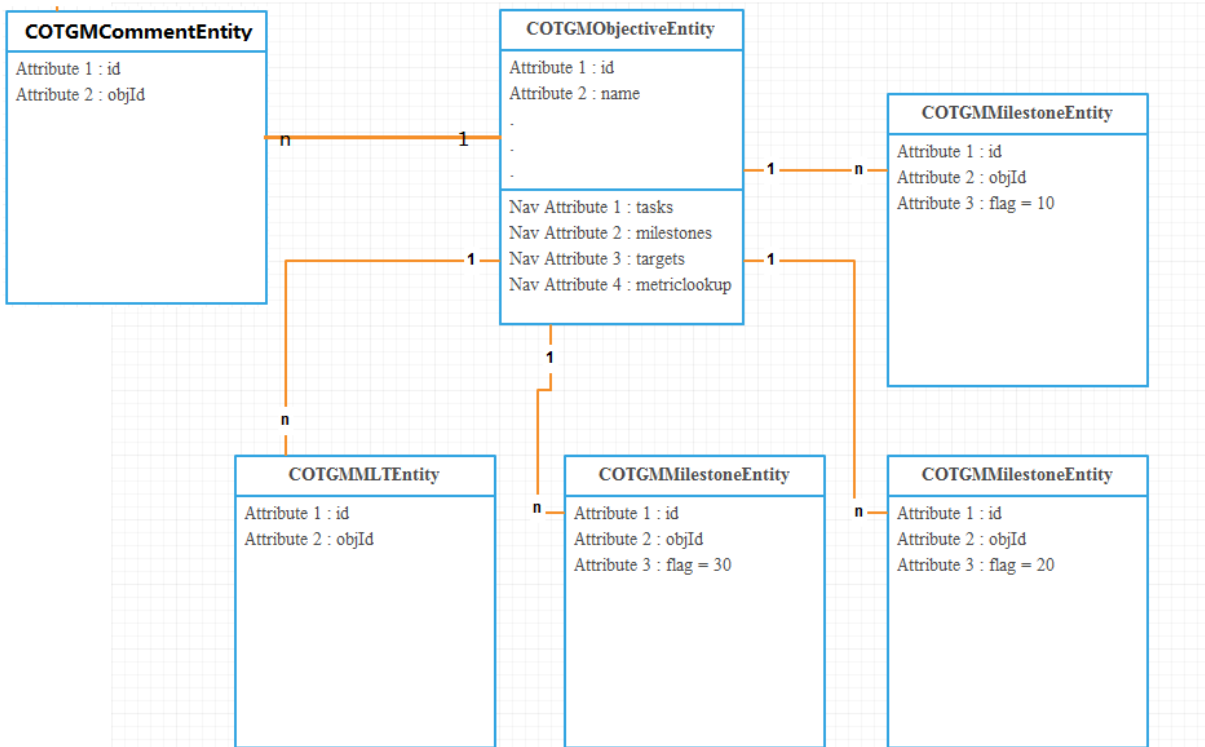
Property	Description
Id	Goal id
Type	Personal goal or new group goal
userId	Goal assignee
Flag	Public goal or private goal
mltAchievementType	Target achievement type for a goal.
category	Goal category.
guid	guid for the goal.
name	Goal name, sometimes relabeled as goal description. This is the only field that needs to be defined.
desc	Description of the goal.
weight	The value in this field is used to auto-populate the objective weight when the goal is added to a PM form. If configured as enum, the value is used in the form not the label, for example, <code>&lt;enum-value value="3"&gt;</code> ; if configured as text, the text value entered is used verbatim.
state	Typically presented as a drop down list of values with colors to report the goal state or status. It's used as such in dashboard reports. Limited to 128 characters. Often labeled "Status".
start	Goal start date - auto-populated with the start date defined in the <code>&lt;obj-plan-start&gt;</code> tag of the goal plan template. The format is defined by the selected language pack.
due	Goal due date - auto-populated with the due date defined in the <code>&lt;obj-plan-due&gt;</code> tag of the goal plan template. The format defined by the selected language pack.
startDateInUTC	Goal start date in UTC - auto-populated with the start date defined in the <code>&lt;obj-plan-start&gt;</code> tag of the goal plan template. The format is defined by the selected language pack.
dueDateInUTC	Goal due date in UTC - auto-populated with the due date defined in the <code>&lt;obj-plan-due&gt;</code> tag of the goal plan template. The format defined by the selected language pack.

Property	Description
done	Percentage done. Displayed as a whole number with a graphical "progress" bar.
metric	Used to describe how a goal will be measured, in other words, success criteria.
actualAchievement	Actual achievement.
actualAchievementText	Text for the actual achievement.
rating	rating
bizxStrategic	bizxStrategic
bizxActual	bizxActual
bizxTarget	bizxTarget
bizxPos	bizxPos
all custom field	All customer field

## Navigation Properties

Navigation Property	Related Entity	Description
Tasks	COTGMMilestoneEntity	Goal and tasks association
milestones	COTGMMilestoneEntity	Goal and milestones association
targets	COTGMMilestoneEntity	Goal and targets association
metriclookup	COTGMMLTEntity	Goal and metriclookup association
Comment	COTGMCommentEntity	Goal and comment association

## Entity Relationship Diagram



### Use Case 1: Query goal details with ID

This example shows how to query goal details with ID.

#### Request

Operation	Query
HTTP Method	GET
URI	https://<API-Server>/odata/v2/Goal_18(8049L)?\$format=json

#### Response

The response shows details of the goal with id 8049.

```
{
  "d": {
    "__metadata": {
      "uri": "https://<API-Server>/odata/v2/Goal_18(8049L)",
      "type": "SFOData.Goal_18"
    }
  }
}
```

```

    "id": "8049",
    "category": "Other",
    "name": "test",
    "metric": "test",
    "weight": "0.0",
    "start": "/Date(1514764800000)/",
    "due": "/Date(1546214400000)/",
    "done": "0.0",
    "state": "Not Started",
    "link": "[[]]",
    "bizxActual": null,
    "bizxTarget": null,
    "bizxPos": 2,
    "bizxStrategic": 0,
    "flag": 0,
    "modifier": "cgrant",
    "bizxPosLabel": "Medium",
    "type": "user",
    "currentOwner": null,
    "bizxStrategicLabel": "Non-Strategic",
    "numbering": "5.1",
    "userId": "cgrant",
    "guid": null,
    "stateLabel": "Not Started",
    "lastModified": "/Date(1560927571000)/",
    "milestones": {
      "__deferred": {
        "uri": "https://<API-Server>/odata/v2/Goal_18(8049L)/milestones"
      }
    },
    "tasks": {
      "__deferred": {
        "uri": "https://<API-Server>/odata/v2/Goal_18(8049L)/tasks"
      }
    },
    "comments": {
      "__deferred": {
        "uri": "https://<API-Server>/odata/v2/Goal_18(8049L)/comments"
      }
    },
    "initiativesNal": {
      "__deferred": {
        "uri": "https://<API-Server>/odata/v2/Goal_18(8049L)/initiativesNal"
      }
    },
    "permissionNav": {
      "__deferred": {
        "uri": "https://<API-Server>/odata/v2/Goal_18(8049L)/permissionNav"
      }
    }
  }
}

```

## Use Case 2: Create a goal

This example shows how to create a goal.

Operation	Insert
HTTP Method	POST

URI

https://<API-Server>/odata/v2/Goal\_18

Payload

```
{
  "userId": "cgrant",
  "type": "user",
  "flag": "0",
  "name": "goal name",
  "metric": "test",
  "weight": "1",
  "start": "/Date(1514764800000)/",
  "due": "/Date(1546214400000)/",
  "category": "Other"
}
```

## Response

The response shows a new goal with id 8099 has been created.

```
{
  "d": {
    "__metadata": {
      "uri": "https://<API-Server>/odata/v2/Goal_18(8099L)",
      "type": "SFOData.Goal_18"
    },
    "userId": "cgrant",
    "type": "user",
    "flag": 0,
    "name": "goal name",
    "metric": "test",
    "weight": "1.0",
    "start": "/Date(1514764800000)/",
    "due": "/Date(1546214400000)/",
    "category": "Other",
    "id": "8099"
  }
}
```

## Use Case 3: Update a goal name using merge operation

This example shows how to update a goal name using merge operation

Operation

Merge

HTTP Method

POST

URI

https://<API-Server>/odata/v2/Goal\_18(8099L)

Payload

```
{
  "name": "updated goal name"
}
```

## Response

The response shows 200 OK.

## Use Case 4: Replace goal details

This example shows how to update goal details using replace operation.

Operation	Replace
HTTP Method	PUT
URI	https://<API-Server>/odata/v2/Goal_18(8099L)
Payload	<pre>{   "category": "Other",   "name": "Learning",   "metric": "1" }</pre>

### Response

The response shows 200 OK.

## Use Case 5: Update a goal

This example shows how to update a goal using upsert operation.

Operation	Upsert
HTTP Method	POST
URI	https://<API-Server>/odata/v2/upsert
Payload	<pre>{   "__metadata": {     "uri": "Goal_18(8099L)"   },   "name": "new goal name" }</pre>

### Response

The response shows the upsert operation is successful.

<pre>{   "d": [     {       "key": "Goal_18/id=8099",       "status": "OK",       "editStatus": null,       "message": "upsert success",       "index": 0,       "httpCode": 200,       "inlineResults": null     }   ] }</pre>
---

```
} ]
```

## Use Case 6: Delete a goal

This example shows how to delete a goal.

Operation	Delete
HTTP Method	DELETE
URI	https://<API-Server>/odata/v2/Goal_18(8100L)

### Response

The response shows 200 OK.

## Related Information

[SAP Business Accelerator Hub: Goal\\_<GoalPlanID>](#)

### 9.10.2.2 GoalMilestone\_<GoalPlanID>

GoalMilestone entities represent the milestone-based sub goal entities. The entities are specified by goal plan id, which means one template has one entity corresponding to it. For example, for the goal temple identified by goal plan id of 1, the corresponding entity is GoalMilestone\_1.

## Querying Soft Deleted Data

Soft deleted data is the data that has been deleted but not fully purged from the system. As of Q3 2018 Release, if your user has the permission of admin access for Goal OData API export, the query result of this entity includes soft deleted data.

To grant the permission, enable [Objectives](#) > [Admin Access for Goal OData API Export](#) in RBP.

Supported Operations

Query, Insert, Mert, Upsert, Replace, Delete

## Properties and Navigation Properties

This section lists only the properties and navigation properties that require special business logic, permission, or other additional information. For more information, refer to the API dictionary in [Admin Center](#) [API Center](#) [OData API Data Dictionary](#) or the API metadata using query: `https://<api-server>/odata/v2/<Entity>/$metadata`.

### Use Case 1: Query milestones set in a goal

This example shows how to query milestones in a goal plan.

#### Request

Operation	Query
HTTP Method	GET
URI	<code>https://&lt;API-Server&gt;/odata/v2/GoalMilestone_18(1040L)</code>

#### Response

The response shows milestones set in the goal identified by id of 1040.

```
{
  "d": {
    "__metadata": {
      "uri": "https://<API-Server>/odata/v2/GoalMilestone_18(1040L)",
      "type": "SFOData.GoalMilestone_18"
    },
    "id": "1040",
    "start": "/Date(1577750400000)/",
    "description": "Finish all Goals courses",
    "due": "/Date(1575158400000)/",
    "modifier": "congrant",
    "objId": "8050",
    "index": 0,
    "lastModified": "/Date(1567674211000)/",
    "permissionNav": {
      "__deferred": {
        "uri": "https://<API-Server>/odata/v2/GoalMilestone_18(1040L)/permissionNav"
      }
    }
  }
}
```

### Use Case 2: Create a milestone for a goal

The response shows how to create a milestone for the goal identified by id of 1040.



Operation	Insert
HTTP Method	POST
URI	https://<API-Server>/odata/v2/GoalMilestone_18
Payload	<pre>{   "description": "Finish all sessions",   "start": "/Date(1514764800000)/",   "due": "/Date(1546214400000)/",   "objId": "8050" }</pre>

## Response

The response shows a new milestone identified by id of 8050 has been created.

```
{
  "d": {
    "__metadata": {
      "uri": "https://<API-Server>/odata/v2/GoalMilestone_18(1043L)",
      "type": "SFOData.GoalMilestone_18"
    },
    "description": "Finish all sessions",
    "start": "/Date(1514764800000)/",
    "due": "/Date(1546214400000)/",
    "objId": "8050",
    "id": "1043"
  }
}
```

## Use Case 3: Update a milestone using merge operation

This example shows how to update a milestone using merge operation

Operation	Merge
HTTP Method	POST
URI	https://<API-Server>/odata/v2/GoalMilestone_18(1040L)
Payload	<pre>{   "description": "Completion of all Goals courses" }</pre>

## Response

The response shows 200 OK.

## Use Case 4: Replace milestone details

This example shows how to update milestone details using replace operation.

Operation	Replace
HTTP Method	PUT
URI	https://<API-Server>/odata/v2/GoalMilestone_18(1040L)
Payload	<pre>{   "description": "Completion of all Goals courses",   "index": 1 }</pre>

### Response

The response shows 200 OK.

## Use Case 5: Update a milestone

This example shows how to update a milestone using upsert operation.

Operation	Upsert
HTTP Method	POST
URI	
Payload	<pre>{   "__metadata": {     "uri": "GoalMilestone_18(1043)"   },   "description": "Mentoring new hires" }https://&lt;API-Server&gt;/odata/v2/upsert</pre>

### Response

The response shows the upsert operation is successful.

```
{
  "d": [
    {
      "key": "GoalMilestone_18/id=1043",
      "status": "OK",
      "editStatus": null,
      "message": "upsert success",
      "index": 0,
      "httpCode": 200,
      "inlineResults": null
    }
  ]
}
```

```
}
```

## Use Case 6: Delete a milestone

This example shows how to delete a milestone.

Operation	Delete
HTTP Method	DELETE
URI	<code>https://https://&lt;API-Server&gt;/odata/v2/GoalMilestone_18(1043)</code>

### Response

The response shows 200 OK.

## Related Information

[SAP Business Accelerator Hub: GoalMilestone\\_<GoalPlanID>](#)  
[Goal\\_<GoalPlanID> \[page 2560\]](#)

### 9.10.2.3 GoalMetricLookup\_<GoalPlanID>

The GoalMetricLookup entities represent the metric lookup sub goal entities. The entities are specified by goal plan id, which means one template has one entity corresponding to it. For example, for the goal temple identified by goal plan id of 7, the corresponding entity is GoalMetricLookup\_7.

## Querying Soft Deleted Data

Soft deleted data is the data that has been deleted but not fully purged from the system. As of Q3 2018 Release, if your user has the permission of admin access for Goal OData API export, the query result of this entity includes soft deleted data.

To grant the permission, enable [▶ Objectives ▶ Admin Access for Goal OData API Export ▶](#) in RBP.

Supported Operations

Query, Insert, Mert, Upsert, Replace, Delete

## Properties and Navigation Properties

This section lists only the properties and navigation properties that require special business logic, permission, or other additional information. For more information, refer to the API dictionary in [Admin Center](#) [API Center](#) [OData API Data Dictionary](#) or the API metadata using query: `https://<api-server>/odata/v2/<Entity>/$metadata`.

## Related Information

[SAP Business Accelerator Hub: GoalMetricLookup\\_<GoalPlanID>](#)  
[Goal\\_<GoalPlanID> \[page 2560\]](#)

### 9.10.2.4 GoalComment

You can use the GoalComment entity to query, create, update and delete comments for a goal.

## Supported Operations

Query, Insert, Replace, Upsert, Delete

## Properties and Navigation Properties

This section lists only the properties and navigation properties that require special business logic, permission, or other additional information. For more information, refer to the API dictionary in [Admin Center](#) [API Center](#) [OData API Data Dictionary](#) or the API metadata using query: `https://<api-server>/odata/v2/<Entity>/$metadata`.

### Properties

Property	Description
Id	Comment id
objId	Goal id
lastModified	last modified date
commentator	commentator

Property	Description
content	content

## Use Case 1: Query All Comments for a Goal

### Request

Operation	Query
HTTP Method	GET
URI	http://<api-server>/odata/v2/GoalComment_9(222)

### Response

The response shows details of the comment with id 222.

```
{
  "d": {
    "__metadata": {
      "uri": "https://<api-server>/odata/v2/GoalComment_9(222L)",
      "type": "SFOData.GoalComment_9"
    },
    "id": "222",
    "commentator": "cgrant1",
    "objId": "752",
    "lastModified": "/Date(1638288711000)/",
    "content": "Comment from goalplan page"
  }
}
```

## Use Case 2: Create New Comments for a Goal

### Request

Operation	Insert
HTTP Method	POST
URI	http://<api-server>/odata/v2/GoalComment_9
Payload	<pre>{   "commentator": "cgrant1",   "objId": "752",   "content": "Comment from odata api" }</pre>

### Response

The response shows a new comment with id 224 has been created.

```
{
```

```

    "d": {
      "__metadata": {
        "uri": "https://<api-server>/odata/v2/GoalComment_9(224L)",
        "type": "SFOData.GoalComment_9"
      },
      "commentator": "cgrant1",
      "objId": "752",
      "content": "Comment from odata api",
      "id": "224"
    }
  }
}

```

## Use Case 3: Update Comments for a Goal

### Request

Operation	Replace
HTTP Method	PUT
URI	http://<api-server>/odata/v2/GoalComment_9(223)
Payload	<pre> {"content": "update Comment from odata api"} </pre>

### Response

The response shows 200 OK.

## Use Case 4: Create or Update Comments for a Goal

### Request

Operation	Upsert
HTTP Method	POST
URI	http://<api-server>/odata/v2/upsert
Payload	<pre> {   "__metadata": {     "uri": "http://&lt;api-server&gt;/odata/v2/GoalComment_9(224)"   },   "content": "Upsert Comment from odata api" } </pre>

## Response

The response shows the upsert operation is successful.

```
{
  "d": [
    {
      "key": "null",
      "status": "OK",
      "editStatus": null,
      "message": "upsert success",
      "index": 0,
      "httpCode": 200,
      "inlineResults": null
    }
  ]
}
```

## Use Case 5: Delete Existing Comments for a Goal

### Request

Operation	Delete
HTTP Method	DELETE
URI	http://<api-server>/odata/v2/ GoalComment_9(223)
Payload	<pre>{"content": "update Comment from odata api"}</pre>

### Response

The response shows 200 OK.

## Related Information

[SAP Business Accelerator Hub: GoalComment](#)  
[Goal\\_<GoalPlanID> \[page 2560\]](#)

## 9.10.2.5 GoalPlanTemplate

GoalPlanTemplate can be used to access goal plan templates.

### Supported Operations

Query

### Properties and Navigation Properties

This section lists only the properties and navigation properties that require special business logic, permission, or other additional information. For more information, refer to the API dictionary in [Admin Center](#) [API Center](#) [OData API Data Dictionary](#) or the API metadata using query: `https://<api-server>/odata/v2/<Entity>/$metadata`.

#### Properties

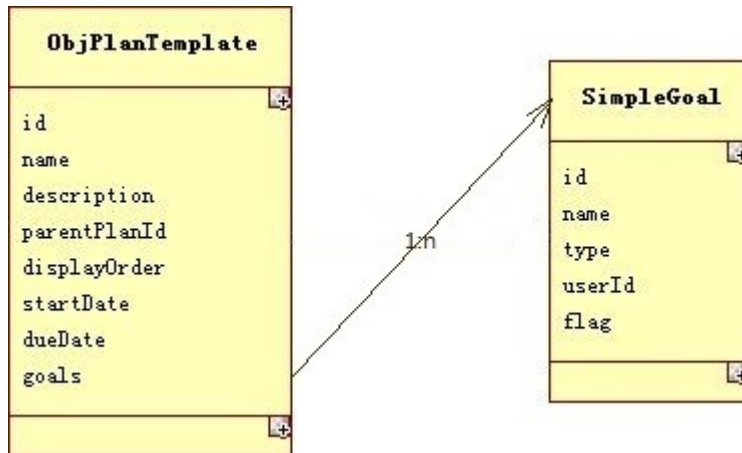
Property	Description
id	Id of the goal template
name	Name of the goal template
description	Description of the goal template
parentPlanId	Id of the parent goal plan.
displayOrder	Display order of the goal template
startDate	Goal start date
dueDate	Goal due date

#### Navigation Properties

Navigation Property	Related Entity	Description
goals	SimpleGoal	



## Entity Relation Diagram



## Use Cases

API Call	Description
<code>/odata/v2/GoalPlanTemplate</code>	Query all goal plan templates
<code>/odata/v2/GoalPlanTemplate?\$expand=goals</code>	Query all goal plan templates and expand associated goals
<code>/odata/v2/getDefaultGoalPlanTemplateId</code>	Query default goal plan template Id
<code>odata/v2/GoalPlanTemplate? \$format=json&amp;\$expand=enums</code>	Get the lookup (including category name and id) and translations per template
<code>/odata/v2/GoalPlanTemplate(111L)? \$format=json&amp;\$expand=enums</code>	Query to filter the enums by goal plan template id. Here, for example Goal template ID is 111.

## Related Information

[SAP Business Accelerator Hub: Goal Plan Template](#)

## 9.10.2.6 GoalEnum

GoalEnum provides the lookup (including category name and id) and translations across templates.

### Operations Allowed

Operation	Description
GET	Fetch a GoalPlanTemplate entity

### Use Cases

API Call	Description
<code>/odata/v2/GoalEnum?\$format=json</code>	Get the lookup (including category name and id) and translations across template.
<code>/odata/v2/GoalEnum? \$format=json&amp;\$filter=planId eq 38</code>	Query on GoalEnum and filter by planId.
<code>/odata/v2/GoalEnum? \$format=json&amp;\$filter=fieldId eq state</code>	Query on GoalEnum and filter by fieldId

### Related Information

[SAP Business Accelerator Hub: Goal Enum](#)

## 9.10.2.7 GoalWeight

This entity contains the values of goal weight set in goal plan template. You can use this entity to retrieve the max and min values allowed for the sum of goal weights in a goal plan.

### Supported Operations

Operation	Description
Query	Query the max and min values of goal weights set in a goal plan using planId and type.

### Properties and Navigation Properties

This section lists only the properties and navigation properties that require special business logic, permission, or other additional information. For more information, refer to the API dictionary in [Admin Center](#) > [API Center](#) > [OData API Data Dictionary](#) or the API metadata using query: `https://<api-server>/odata/v2/<Entity>/$metadata`.

### Properties

Property	Description
planId	The unique identifier for goal plan template.
type	The type of goal weight.
<div style="border: 1px solid #ccc; background-color: #f9f9f9; padding: 10px;"><p><b>Note</b></p><p>You can query the following three types of goal weight:</p><ul style="list-style-type: none"><li>goalPlan</li><li>perObj</li><li>category</li></ul></div>	
minValue	The min value of one type of goal weight in a goal plan. The value is a percentage.
maxValue	The max value of one type of goal weight in a goal plan. The value is a percentage.

### Use Case: Query the Goal Weight Values Set in Goal Plan Template

This example shows how to get the max and min values allowed for the sum of goal weight in a goal plan using planId and type.

## Request

Operation	Query
HTTP Method	GET
URI	https://<API-endpoint-URL>/odata/v2/ GoalWeight(planId='41',type='goalPlan')

## Response

The response shows that for the queried goal plan, the minimum sum of goal weights allowed is 0%, and the maximum sum of goal weights allowed is 100%.

```
{
  "d": {
    "__metadata": {
      "uri": "https://API-endpoint-URL/odata/v2/  
GoalWeight(planId=41L,type='goalPlan')",
      "type": "SFOData.GoalWeight"
    },
    "planId": "41",
    "type": "goalPlan",
    "minValue": "0.0",
    "maxValue": "100.0"
  }
}
```

## Related Information

[SAP Business Accelerator Hub: Goal Weight](#)

### 9.10.2.8 SimpleGoal

The SimpleGoal entity provides a way to expand all the goals within the Goal Plan of a user.

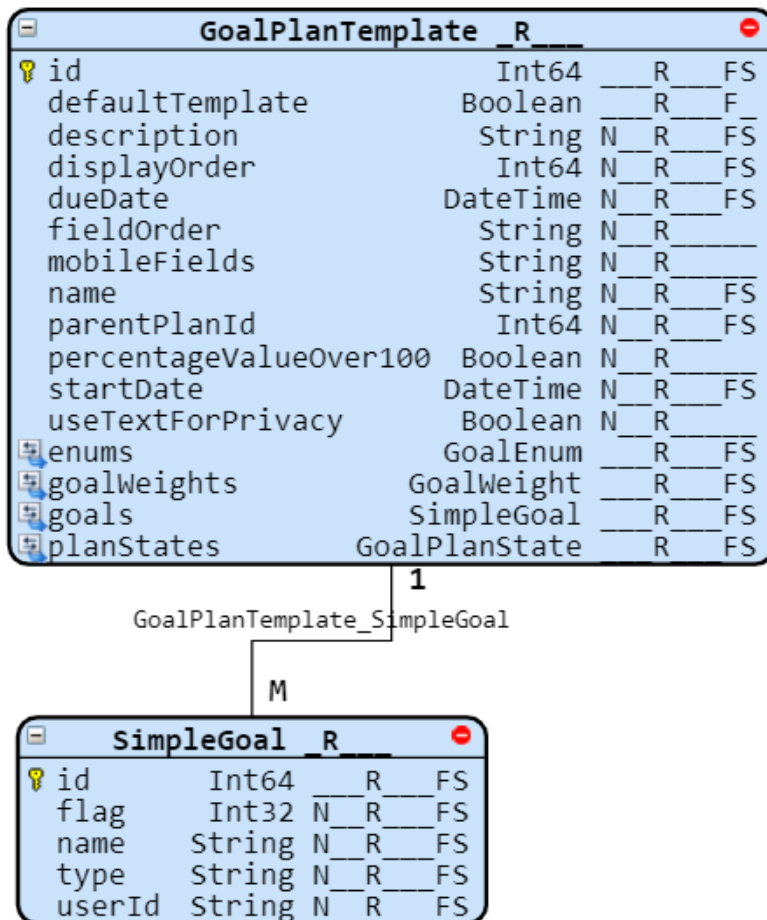
## Supported Operations

Operation	Description
Query	The SimpleGoal entity can be expanded from the GoalPlanTemplate entity or queried with a goal ID. It fetches goal ID and goal name properties by expanding from the GoalPlanTemplate entity.

## Properties and Navigation Properties

This section lists only the properties and navigation properties that require special business logic, permission, or other additional information. For more information, refer to the API dictionary in [Admin Center](#) > [API Center](#) > [OData API Data Dictionary](#) or the API metadata using query: `https://<api-server>/odata/v2/<Entity>/$metadata`.

## Entity Relationship Diagram



## Use Case 1: Expand Simple Goals Within a Goal Plan

### Request

Request Information

Operation	Query
HTTP Method	GET
URI	<a href="https://&lt;API-endpoint-URL&gt;/odata/v2/GoalPlanTemplate(1L)?\$expand=goals">https://&lt;API-endpoint-URL&gt;/odata/v2/GoalPlanTemplate(1L)?\$expand=goals</a>

### Response

```
{
  "d": {
    "__metadata": {
      "uri": "https://<API-endpoint-URL>/odata/v2/GoalPlanTemplate(1L)",
      "type": "SFOData.GoalPlanTemplate"
    },
    "id": "1",
    "mobileFields": "state",
    "parentPlanId": "-1",
    "dueDate": "\/Date(1546214400000)\/",
    "defaultTemplate": false,
    "displayOrder": "3",
    "description": "1",
    "useTextForPrivacy": false,
    "fieldOrder":
    "[\name\,\metric\,\weight\,\start\,\due\,\state\,\comments\]",
    "name": "2018 Goal Plan",
    "percentageValueOver100": false,
    "startDate": "\/Date(1514764800000)\/",
    "goalWeights": {
      "__deferred": {
        "uri": "https://<API-endpoint-URL>/odata/v2/GoalPlanTemplate(1L)/
goalWeights"
      }
    },
    "enums": {
      "__deferred": {
        "uri": "https://qacand-api.lab-rot.ondemand.com/odata/v2/
GoalPlanTemplate(1L)/enums"
      }
    },
    "planStates": {
      "__deferred": {
        "uri": "https://qacand-api.lab-rot.ondemand.com/odata/v2/
GoalPlanTemplate(1L)/planStates"
      }
    },
    "goals": {
      "results": [
        {
          "__metadata": {
            "uri": "https://<API-endpoint-URL>/odata/v2/SimpleGoal(3853L)",
            "type": "SFOData.SimpleGoal"
          },
          "id": "3853",
          "flag": 0,
          "userId": "cgrant1",
          "name": "Complete sales compensation plan by 00/00/0000",
          "type": "user"
        }
      ]
    }
  }
}
```

```

    {
      "__metadata": {
        "uri": "https://<API-endpoint-URL>/odata/v2/SimpleGoal(3871L)",
        "type": "SFOData.SimpleGoal"
      },
      "id": "3871",
      "flag": 0,
      "userId": "cgrant1",
      "name": "Present at Key Industry and Technical Conferences to Build
Awareness of Innovation and Brand",
      "type": "user"
    },
    {
      "__metadata": {
        "uri": "https://<API-endpoint-URL>/odata/v2/SimpleGoal(2279L)",
        "type": "SFOData.SimpleGoal"
      },
      "id": "2279",
      "flag": 1,
      "userId": "cgrant1",
      "name": "Improve performance of South Central region",
      "type": "user"
    },
    {
      "__metadata": {
        "uri": "https://<API-endpoint-URL>/odata/v2/SimpleGoal(4L)",
        "type": "SFOData.SimpleGoal"
      },
      "id": "4",
      "flag": 1,
      "userId": "cgrant1",
      "name": "Financial industry accounts",
      "type": "user"
    }
  ]
}

```

## Use Case 2: Expand Simple Goals from a Specific Employee's Goal Plan

### Request Information

Operation	Query
HTTP Method	GET
URI	https://<API-endpoint-URL>/odata/v2/ GoalPlanTemplate? \$expand=goals&\$format=json&userId=mhoff1&\$ top=1

### Response

#### Sample Code

```

{
  "d": {
    "results": [

```

```

    {
      "__metadata": {
        "uri": "https://<API-endpoint-URL>/odata/v2/GoalPlanTemplate(1L)",
        "type": "SFOData.GoalPlanTemplate"
      },
      "id": "1",
      "mobileFields": "state",
      "parentPlanId": "-1",
      "dueDate": "\\Date(1546214400000)\\",
      "defaultTemplate": false,
      "displayOrder": "3",
      "description": "1",
      "useTextForPrivacy": false,
      "fieldOrder":
    "[\\"name\\",\\"metric\\",\\"weight\\",\\"start\\",\\"due\\",\\"state\\",\\"comments\\"]",
      "name": "2018 Goal Plan",
      "percentageValueOver100": false,
      "startDate": "\\Date(1514764800000)\\",
      "goalWeights": {
        "__deferred": {
          "uri": "https://qacand-api.lab-rot.ondemand.com/odata/v2/
GoalPlanTemplate(1L)/goalWeights"
        }
      },
      "enums": {
        "__deferred": {
          "uri": "https://qacand-api.lab-rot.ondemand.com/odata/v2/
GoalPlanTemplate(1L)/enums"
        }
      },
      "planStates": {
        "__deferred": {
          "uri": "https://qacand-api.lab-rot.ondemand.com/odata/v2/
GoalPlanTemplate(1L)/planStates"
        }
      },
      "goals": {
        "results": [
          {
            "__metadata": {
              "uri": "https://<API-endpoint-URL>/odata/v2/SimpleGoal(3417L)",
              "type": "SFOData.SimpleGoal"
            },
            "id": "3417",
            "flag": 0,
            "userId": "mhoff1",
            "name": "Develop Consistent Process for Lead Management",
            "type": "user"
          },
          {
            "__metadata": {
              "uri": "https://<API-endpoint-URL>/odata/v2/SimpleGoal(3419L)",
              "type": "SFOData.SimpleGoal"
            },
            "id": "3419",
            "flag": 0,
            "userId": "mhoff1",
            "name": "Increase service revenue per account in the NORTHEAST
REGION",
            "type": "user"
          },
          {
            "__metadata": {
              "uri": "https://<API-endpoint-URL>/odata/v2/SimpleGoal(3857L)",
              "type": "SFOData.SimpleGoal"
            },
            "id": "3857",
            "flag": 0,

```



```

        "userId": "mhoff1",
        "name": "Increase Available Customer References",
        "type": "user"
      },
      {
        "__metadata": {
          "uri": "https://<API-endpoint-URL>/odata/v2/SimpleGoal(7L)",
          "type": "SFOData.SimpleGoal"
        },
        "id": "7",
        "flag": 1,
        "userId": "mhoff1",
        "name": "Financial Industry Accounts - NE",
        "type": "user"
      }
    ]
  }
}

```

## Use Case 3: Query a Specific Simple Goal

### Request

Request Information

Operation	Query
HTTP Method	GET
URI	https://<API-endpoint-URL>/odata/v2/SimpleGoal(7L)?\$format=JSON

### Response

```

{
  "d": {
    "__metadata": {
      "uri": "https://<API-endpoint-URL>/odata/v2/SimpleGoal(7L)",
      "type": "SFOData.SimpleGoal"
    },
    "id": "7",
    "flag": 1,
    "userId": "mhoff1",
    "name": "Financial Industry Accounts - NE",
    "type": "user"
  }
}

```

## Related Information

[SAP Business Accelerator Hub: Simple Goal](#) 

## 9.10.2.9 Function Imports

### 9.10.2.9.1 getDefaultGoalPlanTemplateId

You can use this function import to get the ID of the default goal plan template.

#### Permissions

For more information on permissions, see [Career Development Planning \[page 2954\]](#).

#### Supported Operations

HTTP Method: GET

Return Type: long

Support Payload: false

#### Use Case: Get the ID of the Default Goal Plan Template

The following example shows how to get the ID of the default goal plan template in your system.

#### Request

HTTP Method	GET
URI	<code>https://&lt;api-server&gt;/odata/v2/ getDefaultGoalPlanTemplateId?\$format=json</code>

#### Response

```
{
  "d": {
    "getDefaultDevGoalPlanTemplateId": "10"
  }
}
```

## 9.10.3 Continuous Performance Management

The Continuous Performance Management OData APIs enable you to perform the CRUD operations, viz. Create, Update, and Delete operations for the Continuous Performance Management related entities.

### ⚠ Caution

**The OData APIs in this section are not supported in the latest version (2H 2020) of Continuous Performance Management (CPM).** Integration with these OData APIs, including APIs used for solution extensions, is not supported and will cause existing integration points to break. The latest version of CPM is opt-in through the Upgrade Center. Once the upgrade is enabled, you can NOT revert to a previous version.

## Permissions

Apart from the permissions needed for using Continuous Performance Management in the application, you do not need any additional permissions to use the Continuous Performance Management related API entities.

### 9.10.3.1 ContinuousPerformanceUserPermission

The ContinuousPerformanceUserPermission entity provides authorization check to confirm whether a particular user has the permission to perform the CRUD operations on Continuous Performance Management entities. This entity can also be used by Managers to check if they have the authorization to do CRUD operations for their direct reports.

### ⚠ Caution

**This OData API is not supported in the latest version (2H 2020) of Continuous Performance Management (CPM).** Integration with OData APIs, including APIs used for solution extensions, is not supported and will cause existing integration points to break. The latest version of CPM is opt-in through the Upgrade Center. Once the upgrade is enabled, you can NOT revert to a previous version.

## Operations Allowed

Operation	Description
GET	Query an entity

## Properties

You can get detailed information about the entity properties from the OData API dictionary or by exposing the entity metadata. To do this, use the following query `https://<hostname>/odata/v2/Entity('<YourEntity')?$format=json`

## Use Cases

### Use Case 1: Fetch all the permissions w.r.t. Continuous Performance Management entities for the current user

Request Information

Operation	GET
URI	<code>http://&lt;Hostname&gt;/odata/v2/ContinuousPerformanceUserPermission?\$format=JSON</code>
Headers	Authorization: Basic <Base 64 encoded ("user@company:password")>

### Response

#### Sample Code

```
{
  "d": {
    "results": [
      {
        "__metadata": {
          "uri": "https://<Hostname>/odata/v2/ContinuousPerformanceUserPermission('cgrant1')",
          "type": "SFOData.ContinuousPerformanceUserPermission"
        },
        "targetUserId": "cgrant1",
        "hasPermission": true,
        "permType": "Activity",
        "permStringValue": "VIEW"
      },
      {
        "__metadata": {
          "uri": "https://<Hostname>/odata/v2/ContinuousPerformanceUserPermission('cgrant1')",
          "type": "SFOData.ContinuousPerformanceUserPermission"
        },
        "targetUserId": "cgrant1",
        "hasPermission": true,
        "permType": "Activity",
        "permStringValue": "EDIT"
      },
      {
        "__metadata": {
          "uri": "https://<Hostname>/odata/v2/ContinuousPerformanceUserPermission('cgrant1')",
          "type": "SFOData.ContinuousPerformanceUserPermission"
        },
        "targetUserId": "cgrant1",
        "hasPermission": true,

```

```

    "permType": "Achievement",
    "permStringValue": "VIEW"
  },
  {
    "__metadata": {
      "uri": "https://<Hostname>/odata/v2/
ContinuousPerformanceUserPermission('cgrant1')",
      "type": "SFOData.ContinuousPerformanceUserPermission"
    },
    "targetUserId": "cgrant1",
    "hasPermission": true,
    "permType": "Achievement",
    "permStringValue": "EDIT"
  },
  {
    "__metadata": {
      "uri": "https://<Hostname>/odata/v2/
ContinuousPerformanceUserPermission('cgrant1')",
      "type": "SFOData.ContinuousPerformanceUserPermission"
    },
    "targetUserId": "cgrant1",
    "hasPermission": true,
    "permType": "OtherTopic",
    "permStringValue": "VIEW"
  },
  {
    "__metadata": {
      "uri": "https://<Hostname>/odata/v2/
ContinuousPerformanceUserPermission('cgrant1')",
      "type": "SFOData.ContinuousPerformanceUserPermission"
    },
    "targetUserId": "cgrant1",
    "hasPermission": true,
    "permType": "OtherTopic",
    "permStringValue": "EDIT"
  },
  {
    "__metadata": {
      "uri": "https://<Hostname>/odata/v2/
ContinuousPerformanceUserPermission('cgrant1')",
      "type": "SFOData.ContinuousPerformanceUserPermission"
    },
    "targetUserId": "cgrant1",
    "hasPermission": true,
    "permType": "successline_request_feedback",
    "permStringValue": "EDIT"
  },
  {
    "__metadata": {
      "uri": "https://<Hostname>/odata/v2/
ContinuousPerformanceUserPermission('cgrant1')",
      "type": "SFOData.ContinuousPerformanceUserPermission"
    },
    "targetUserId": "cgrant1",
    "hasPermission": true,
    "permType": "successline_view_feedback",
    "permStringValue": "VIEW"
  }
]
}
}

```

## Use Case 2: Fetch all the permissions w.r.t. Continuous Performance Management entities for a specific User "empl"

### Request Information

Operation	GET
URI	http://<Hostname>/odata/v2/ ContinuousPerformanceUserPermission? targetUserId=empl&\$format=JSON
Headers	Authorization: Basic <Base 64 encoded ("user@com- pany:password")>

### Response

#### Sample Code

```
{
  "d": {
    "results": [
      {
        "__metadata": {
          "uri": "https://<Hostname>/odata/v2/  
ContinuousPerformanceUserPermission('empl')",
          "type": "SFOData.ContinuousPerformanceUserPermission"
        },
        "targetUserId": "empl",
        "hasPermission": true,
        "permType": "Activity",
        "permStringValue": "VIEW"
      },
      {
        "__metadata": {
          "uri": "https://<Hostname>/odata/v2/  
ContinuousPerformanceUserPermission('empl')",
          "type": "SFOData.ContinuousPerformanceUserPermission"
        },
        "targetUserId": "empl",
        "hasPermission": true,
        "permType": "Activity",
        "permStringValue": "EDIT"
      },
      {
        "__metadata": {
          "uri": "https://<Hostname>/odata/v2/  
ContinuousPerformanceUserPermission('empl')",
          "type": "SFOData.ContinuousPerformanceUserPermission"
        },
        "targetUserId": "empl",
        "hasPermission": true,
        "permType": "Achievement",
        "permStringValue": "VIEW"
      },
      {
        "__metadata": {
          "uri": "https://<Hostname>/odata/v2/  
ContinuousPerformanceUserPermission('empl')",
          "type": "SFOData.ContinuousPerformanceUserPermission"
        },
        "targetUserId": "empl",
        "hasPermission": true,
        "permType": "Achievement",
        "permStringValue": "EDIT"
      }
    ]
  }
}
```

```

    "__metadata": {
      "uri": "https://<Hostname>/odata/v2/
ContinuousPerformanceUserPermission('empl')",
      "type": "SFOData.ContinuousPerformanceUserPermission"
    },
    "targetUserId": "empl",
    "hasPermission": false,
    "permType": "OtherTopic",
    "permStringValue": "VIEW"
  },
  {
    "__metadata": {
      "uri": "https://<Hostname>/odata/v2/
ContinuousPerformanceUserPermission('empl')",
      "type": "SFOData.ContinuousPerformanceUserPermission"
    },
    "targetUserId": "empl",
    "hasPermission": false,
    "permType": "OtherTopic",
    "permStringValue": "EDIT"
  },
  {
    "__metadata": {
      "uri": "https://<Hostname>/odata/v2/
ContinuousPerformanceUserPermission('empl')",
      "type": "SFOData.ContinuousPerformanceUserPermission"
    },
    "targetUserId": "empl",
    "hasPermission": false,
    "permType": "successline_request_feedback",
    "permStringValue": "EDIT"
  },
  {
    "__metadata": {
      "uri": "https://<Hostname>/odata/v2/
ContinuousPerformanceUserPermission('empl')",
      "type": "SFOData.ContinuousPerformanceUserPermission"
    },
    "targetUserId": "empl",
    "hasPermission": false,
    "permType": "successline_view_feedback",
    "permStringValue": "VIEW"
  }
]
}
}

```

### Use Case 3: Fetch all the permissions w.r.t. Continuous Performance Management entities for a specific User "empl" on entity "Activity"

#### Request Information

Operation	GET
URI	http://<Hostname>/odata/v2/ ContinuousPerformanceUserPermission? permType=Activity&targetUserId=empl&\$forma t=JSON
Headers	Authorization: Basic <Base 64 encoded ("user@com- pany:password")>

#### Response

## Sample Code

```
{
  "d": {
    "results": [
      {
        "__metadata": {
          "uri": "https://<Hostname>/odata/v2/ContinuousPerformanceUserPermission('empl')",
          "type": "SFOData.ContinuousPerformanceUserPermission"
        },
        "targetUserId": "empl",
        "hasPermission": true,
        "permType": "Activity",
        "permStringValue": "VIEW"
      },
      {
        "__metadata": {
          "uri": "https://<Hostname>/odata/v2/ContinuousPerformanceUserPermission('empl')",
          "type": "SFOData.ContinuousPerformanceUserPermission"
        },
        "targetUserId": "empl",
        "hasPermission": true,
        "permType": "Activity",
        "permStringValue": "EDIT"
      }
    ]
  }
}
```

## Related Information

[SAP Business Accelerator Hub: ContinuousPerformanceUserPermission](#)

### 9.10.3.2 Activity

The Activity entity enables you to query the Activities in Continuous Performance Management and to create, update and delete Activity records. This entity also enables Managers to view the Activities of their direct reports.

#### ⚠ Caution

**The OData API in this section is not supported in the latest version (2H 2020) of Continuous Performance Management (CPM).** Integration with this OData APIs, or APIs used for solution extensions, is not supported and will cause existing integration points to break. The latest version of CPM is opt-in through the Upgrade Center. Once the upgrade is enabled, you can NOT revert to a previous version.



## Operations Allowed

Operation	Description
GET	Query an entity
PUT	Replace a record
POST	Update a record
DELETE	Delete a record

## Properties

You can get detailed information about the entity properties from the OData API dictionary or by exposing the entity metadata. To do this, use the following query `https://<hostname>/odata/v2/Entity('<Your Entity')?$format=json`

## Use Cases

### Use Case 1: Add an Activity

Request Information

Operation	POST
URI	<code>http://&lt;Hostname&gt;/odata/v2/Activity</code>
Headers	Authorization: Basic <Base 64 encoded ("user@company:password")>

Payload

#### Sample Code

```
{
  "activityName": "cgrant_activity1",
  "subjectUserIdNav": { "__metadata": {
    "uri": "User('cgrant')"} },
  "activityStatusNav": { "__metadata": {
    "uri": "ActivityStatus('high')"} }
}
```

### Use Case 2: Edit an Activity

Request Information

Operation	PUT
-----------	-----

URI	<code>http://&lt;Hostname&gt;/odata/v2/Activity('1')</code>
Headers	Authorization: Basic <Base 64 encoded ("user@company:password")>
Payload	<div style="border: 1px solid #ccc; padding: 10px; background-color: #f9f9f9;"> <p>↔ Sample Code</p> <pre>{   "activityName": "cgrant_activity1",   "subjectUserIdNav": { "__metadata": {     "uri": "User('cgrant')"}},   "activityStatusNav": { "__metadata": {     "uri": "ActivityStatus('medium')"} } }</pre> </div>

### Use Case 3: Delete an Activity

Request Information	
Operation	DELETE
URI	<code>http://&lt;Hostname&gt;/odata/v2/Activity('1')</code>
Headers	Authorization: Basic <Base 64 encoded ("user@company:password")>

### Use Case 4: List out Activities

Request Information	
Operation	GET
URI	<code>http://&lt;Hostname&gt;/odata/v2/Activity?\$format=JSON&amp;\$top=1</code>
Headers	Authorization: Basic <Base 64 encoded ("user@company:password")>

### Response

<div style="border: 1px solid #ccc; padding: 10px; background-color: #f9f9f9;"> <p>↔ Sample Code</p> <pre>{   "d": {     "results": [       {         "__metadata": {           "uri": "https://&lt;Hostname&gt;/odata/v2/Activity(11129L)",           "type": "SFOData.Activity"         },         "activityId": "11129",         "lastModifiedDate": "/Date(1467125566000+0000)/",         "activityStatus": "medium",         "subjectUserId": "cgrant1",         "lastModifiedDateWithTZ": "/Date(1467125566000+0000)/",         "createdDate": "/Date(1467124437000)/",         "snapshot": false, </pre> </div>
--

```

    "activityState": null,
    "activityPriority": null,
    "createdBy": "cgrant1",
    "createdDateTime": "/Date(1467124437000+0000)/",
    "lastModifiedBy": "cgrant1",
    "lastModifiedDate": "/Date(1467125566000)/",
    "activityName": "Activity",
    "achievements": {
      "__deferred": {
        "uri": "https://<Hostname>/odata/v2/Activity(11129L)/achievements"
      }
    },
    "feedbacks": {
      "__deferred": {
        "uri": "https://<Hostname>/odata/v2/Activity(11129L)/feedbacks"
      }
    },
    "devGoalDetailList": {
      "__deferred": {
        "uri": "https://<Hostname>/odata/v2/Activity(11129L)/
devGoalDetailList"
      }
    },
    "goalDetailList": {
      "__deferred": {
        "uri": "https://<Hostname>/odata/v2/Activity(11129L)/goalDetailList"
      }
    }
  }
]
}
}

```

### Use Case 5: List out Activities with ActivityStatus as 'High'

#### Request Information

Operation	GET
URI	http://<Hostname>/odata/v2/Activity? \$format=JSON&\$filter=activityStatus eq 'high' &\$top=1
Headers	Authorization: Basic <Base 64 encoded ("user@com- pany:password")>

#### Response

##### Sample Code

```

{
  "d": {
    "results": [
      {
        "__metadata": {
          "uri": "https://<Hostname>/odata/v2/Activity(921L)",
          "type": "SFOData.Activity"
        },
        "activityId": "921",
        "mdfSystemEffectiveEndDate": "/Date(25340221440000)/",
        "mdfSystemObjectType": "Activity",
        "mdfSystemVersionId": null,
        "lastModifiedDateTime": "/Date(1459178434000+0000)/",
        "mdfSystemTransactionSequence": "1",
        "mdfSystemRecordId": "AB8CEB87863B4CFB853668793834CC7F",

```

```

"mdfSystemEntityId": "83D3B0AE34E34FDAB64DBE5D80542596",
"activityStatus": "high",
"mdfSystemStatus": "A",
"subjectUserId": "cgrant1",
"lastModifiedDateWithTZ": "/Date(1459178434000+0000)/",
"createdDate": "/Date(1450120344000)/",
"mdfSystemRecordStatus": "N",
"snapshot": false,
"activityState": null,
"activityPriority": null,
"createdBy": "cgrant1",
"createdDateTime": "/Date(1450120344000+0000)/",
"lastModifiedBy": "cgrant1",
"lastModifiedDate": "/Date(1459178434000)/",
"mdfSystemEffectiveStartDate": "/Date(-220898880000)/",
"activityName": "Work with the marketing group to develop slick new
pitch decks",
"achievements": {
  "__deferred": {
    "uri": "https://<Hostname>/odata/v2/Activity(921L)/achievements"
  }
},
"feedbacks": {
  "__deferred": {
    "uri": "https://<Hostname>/odata/v2/Activity(921L)/feedbacks"
  }
},
"devGoalDetailList": {
  "__deferred": {
    "uri": "https://<Hostname>/odata/v2/Activity(921L)/devGoalDetailList"
  }
},
"goalDetailList": {
  "__deferred": {
    "uri": "https://<Hostname>/odata/v2/Activity(921L)/goalDetailList"
  }
}
}
]
}
}

```

## Related Information

[SAP Business Accelerator Hub: Activity](#)

### 9.10.3.3 GoalDetail

The GoalDetail entity contains basic information about the GoalDetail linked to an activity for a specific user. You can create and edit GoalDetail entities linked to an Activity.

#### ⚠ Caution

The OData API in this section is not supported in the latest version (2H 2020) of Continuous Performance Management (CPM). Integration with this OData APIs, or APIs used for solution extensions, is not supported

and will cause existing integration points to break. The latest version of CPM is opt-in through the Upgrade Center. Once the upgrade is enabled, you can NOT revert to a previous version.

## Operations Allowed

Operation	Description
POST	Update a record

## Properties

You can get detailed information about the entity properties from the OData API dictionary or by exposing the entity metadata. To do this, use the following query `https://<hostname>/odata/v2/Entity('<YourEntity')?$format=json`

## Use Cases

### Pre-requisites for executing the use cases

You need to use two Goal Management related public OData APIs, 'getDefaultGoalPlanTemplateId' and 'GoalPlanTemplate' for fetching the goal IDs required for "goalDetailList":{"goalId":"xxx"}.

At first, you need to fetch the ID of the default Goal Plan using '/odata/v2/getDefaultGoalPlanTemplateId'. You can then fetch the goal IDs by passing the default Goal Plan template ID to the GoalPlanTemplate entity.

**Request:** `https://<Hostname>/odata/v2/GoalPlanTemplate(11)?$format=json&$expand=goals&userId=cgrant&$select=goals`

**Response:**

#### Sample Code

```
{
  "d": {
    "__metadata": {
      "uri": "https://<Hostname>/odata/v2/restricted/GoalPlanTemplate(11L)",
      "type": "SFOData.GoalPlanTemplate"
    },
    "goals": {
      "results": [
        {
          "__metadata": {
            "uri": "https://<Hostname>/odata/v2/restricted/SimpleGoal(3876L)",
            "type": "SFOData.SimpleGoal"
          },
          "id": "3876",
          "flag": 0,

```

```

    "userId": "cgrant",
    "name": "Complete sales compensation plan by (date)",
    "type": "user"
  },
  {
    "__metadata": {
      "uri": "https://<Hostname>/odata/v2/restricted/SimpleGoal(3877L)",
      "type": "SFOData.SimpleGoal"
    },
    "id": "3877",
    "flag": 1,
    "userId": "cgrant",
    "name": "Develop and implement a strategy to increase sales in
    _____ (region) by __% by (date)",
    "type": "user"
  },
  {
    "__metadata": {
      "uri": "https://<Hostname>/odata/v2/restricted/SimpleGoal(3880L)",
      "type": "SFOData.SimpleGoal"
    },
    "id": "3880",
    "flag": 1,
    "userId": "cgrant",
    "name": "Increase overall sales revenue __% by (date)",
    "type": "user"
  }
]
}
}
}
}

```

For more information, please refer to [GoalPlanTemplate \[page 2576\]](#)

## Use Case 1: Saving GoalDetail along with creation of Activity

### Request Information

Operation	POST
URI	http://<Hostname>/odata/v2/Activity
Headers	Authorization: Basic <Base 64 encoded ("user@company:password")>
Payload	

### Sample Code

```

{
  "activityName": "Activity",
  "subjectUserIdNav": { "__metadata": {
    "uri": "User('cgrant1')"} },
  "activityStatusNav": { "__metadata": {
    "uri": "ActivityStatus('medium')"} },
  "goalDetailList":
  [ {"goalId": "260004088"} ]
}

```

## Use Case 2: Linking new goal to an existing activity

### Request Information

Operation	POST
URI	http://<Hostname>/odata/v2/GoalDetail
Headers	Authorization: Basic <Base 64 encoded ("user@company:password")>
Payload	<pre>Sample Code {   "goalId": "260004088",   "Activity_activityId": "11125" }</pre>

## Related Information

[SAP Business Accelerator Hub: GoalDetail](#)

## 9.10.3.4 ActivityFeedback

The ActivityFeedback entity enables you to add, edit, or delete feedback on your Activities in Continuous Performance Management.

### ⚠ Caution

**The OData API in this section is not supported in the latest version (2H 2020) of Continuous Performance Management (CPM).** Integration with this OData APIs, or APIs used for solution extensions, is not supported and will cause existing integration points to break. The latest version of CPM is opt-in through the Upgrade Center. Once the upgrade is enabled, you can NOT revert to a previous version.

## Operations Allowed

Operation	Description
PUT	Replace a record
POST	Update a record

Operation	Description
DELETE	Delete a record

## Properties

You can get detailed information about the entity properties from the OData API dictionary or by exposing the entity metadata. To do this, use the following query `https://<hostname>/odata/v2/Entity('<YourEntity')?$format=json`

## Use Cases

### Use Case 1: Add an Activity feedback with FeedbackFlag as 'Red'

Request Information

Operation	POST
URI	<code>http://&lt;Hostname&gt;/odata/v2/ActivityFeedback</code>
Headers	Authorization: Basic <Base 64 encoded ("user@company:password")>
Payload	<div data-bbox="834 1192 1057 1230" data-label="Section-Header"> <h4>Sample Code</h4> </div> <pre data-bbox="852 1260 1380 1470"> {   "commentContent": "New update feedback",   "commenter": "cgrant",   "feedbackFlagNav": { "__metadata": { "uri": "FeedbackFlag('Red')"} },   "Activity_activityId": "1" } </pre>

### Use Case 2: Edit an Activity feedback

Request Information

Operation	PUT
URI	<code>http://&lt;Hostname&gt;/odata/v2/ActivityFeedback(Activity_activityId=1,activityFeedbackId=2)</code>



Headers	Authorization: Basic <Base 64 encoded ("user@company:password")>
Payload	<pre> ↔ Sample Code {   "commentContent": "modifiedcomment1" } </pre>

### Use Case 4: Delete an Activity feedback

Request Information	
Operation	DELETE
URI	http://<Hostname>/odata/v2/ActivityFeedback(Activity_activityId=1,activityFeedbackId=2)
Headers	Authorization: Basic <Base 64 encoded ("user@company:password")>

### Related Information

[SAP Business Accelerator Hub: ActivityFeedback](#)

## 9.10.3.5 Achievement

The `Achievement` entity enables you to perform create, read, update, and delete operations on Continuous Performance Management Achievements. It also enables managers to view their direct reports' achievements.

**⚠ Caution**

**The OData API in this section is not supported in the latest version (2H 2020) of Continuous Performance Management (CPM).** Integration with this OData APIs, or APIs used for solution extensions, is not supported and will cause existing integration points to break. The latest version of CPM is opt-in through the Upgrade Center. Once the upgrade is enabled, you can NOT revert to a previous version.

### Operations Allowed

Query, Insert, Merge, Replace, Upsert, Delete

## Properties

You can get detailed information about the entity properties from the OData API dictionary or by exposing the entity metadata. To do this, use the following query `https://<api-server>/odata/v2/Entity('<YourEntity')?$format=json`

## Use Cases

### Use Case 1: Create an Achievement for an Activity

#### Request Information

Operation	POST
URI	<code>http://&lt;api-server&gt;/odata/v2/Achievement</code>
Payload	<pre>{   "parentExternalId": "1",   "parentTypeEnum": "ACTIVITY",   "achievementName": "activity_achievement" ,   "subjectUserNav": { "__metadata":   { "uri": "User('cgrant1')"} } }</pre>

### Use Case 2: Edit an Achievement

#### Request Information

Operation	PUT
URI	<code>http://&lt;api-server&gt;/odata/v2/Achievement(3)</code>
Payload	<pre>{   "achievementName": "comment233" }</pre>

### Use Case 3: Delete an Achievement

#### Request Information

Operation	DELETE
-----------	--------

URI

http://<api-server>/odata/v2/  
Achievement(3)

## Use Case 4: List all Achievements

### Request

Request Information

Operation

GET

URI

http://<api-server>/odata/v2/Achievement?  
\$format=JSON

### Response

#### Sample Code

```
{
  "d": {
    "results": [
      {
        "__metadata": {
          "uri": "https://<api-server>/odata/v2/Achievement(1143L)",
          "type": "SFOData.Achievement"
        },
        "achievementId": "1143",
        "achievementDate": "/Date(1452470400000)/",
        "mdfSystemEffectiveEndDate": "/Date(253402214400000)/",
        "mdfSystemObjectType": "Achievement",
        "mdfSystemVersionId": null,
        "lastModifiedDateTime": "/Date(1463406044000+0000)/",
        "mdfSystemTransactionSequence": "1",
        "reviewed": false,
        "achievementName": "Enrolled two new customer engagements",
        "mdfSystemRecordId": "6AB230D7170749E5943EA63C783B2CB1",
        "mdfSystemEntityId": "2DCAE14D3DDD4DEFB5D41A453D4F885D",
        "mdfSystemStatus": "A",
        "subjectUserId": "cgrant1",
        "lastModifiedDateWithTZ": "/Date(1463406044000+0000)/",
        "createdDate": "/Date(1452537009000)/",
        "parentExternalId": "924",
        "mdfSystemRecordStatus": "N",
        "snapshot": false,
        "createdBy": "cgrant1",
        "lastModifiedBy": "cgrant1",
        "createdDateTime": "/Date(1452537009000+0000)/",
        "lastModifiedDate": "/Date(1463406044000)/",
        "mdfSystemEffectiveStartDate": "/Date(-2208988800000)/",
        "parentTypeEnum": "ACTIVITY",
        "subjectUserIdNav": {
          "__deferred": {
            "uri": "https://<api-server>/odata/v2/Achievement(1143L)/subjectUserIdNav"
          }
        },
        "wfRequestNav": {
          "__deferred": {
            "uri": "https://<api-server>/odata/v2/Achievement(1143L)/wfRequestNav"
          }
        }
      }
    ]
  }
}
```

```

    },
    "supporterFeedbacks": {
      "__deferred": {
        "uri": "https://<api-server>/odata/v2/Achievement(1143L)/
supporterFeedbacks"
      }
    },
    "devGoalDetailList": {
      "__deferred": {
        "uri": "https://<api-server>/odata/v2/Achievement(1143L)/
devGoalDetailList"
      }
    },
    "mdfSystemRecordStatusNav": {
      "__deferred": {
        "uri": "https://<api-server>/odata/v2/Achievement(1143L)/
mdfSystemRecordStatusNav"
      }
    },
    "parentTypeEnumNav": {
      "__deferred": {
        "uri": "https://<api-server>/odata/v2/Achievement(1143L)/
parentTypeEnumNav"
      }
    },
    "goalDetailList": {
      "__deferred": {
        "uri": "https://<api-server>/odata/v2/Achievement(1143L)/
goalDetailList"
      }
    },
    "mdfSystemStatusNav": {
      "__deferred": {
        "uri": "https://<api-server>/odata/v2/Achievement(1143L)/
mdfSystemStatusNav"
      }
    }
  ]
}

```

## Related Information

[SAP Business Accelerator Hub: Achievement](#)

### 9.10.3.6 GoalAchievements

You can fetch all the performance goals that are linked directly or indirectly to the Achievement entity for a given employee (userid).

#### ⚠ Caution

The OData API in this section is not supported in the latest version (2H 2020) of Continuous Performance Management (CPM). Integration with this OData APIs, or APIs used for solution extensions, is not supported

and will cause existing integration points to break. The latest version of CPM is opt-in through the Upgrade Center. Once the upgrade is enabled, you can NOT revert to a previous version.

## Use Cases

### Use Case: Query all the performance goals that are linked directly or indirectly to an employee's Achievements


Request Information

Operation	GET
URI	<code>http://&lt;Hostname&gt;/odata/v2//GoalAchievements?\$format=JSON&amp;\$expand=achievementList</code>
Headers	Authorization: Basic <Base 64 encoded ("user@company:password")>

## Response

### Sample Code

```
{
  "d": {
    "results": [
      {
        "__metadata": {
          "uri": " <Hostname>/odata/v2/GoalAchievements(goalId='3985',subjectUserId='mhoff1')",
          "type": "SFOData.GoalAchievements"
        },
        "goalId": "3985",
        "subjectUserId": "mhoff1",
        "achievementList": {
          "__deferred": {
            "uri": " <Hostname>/odata/v2/GoalAchievements(goalId='3991',subjectUserId='mhoff1')/achievementList"
          }
        }
      },
      {
        "__metadata": {
          "uri": " <Hostname>/odata/v2/GoalAchievements(goalId='3991',subjectUserId='mhoff1')",
          "type": "SFOData.GoalAchievements"
        },
        "goalId": "3991",
        "subjectUserId": "cgrant1",
        "achievementList": {
          "__deferred": {
            "uri": " <Hostname>/odata/v2/GoalAchievements(goalId='3991',subjectUserId='mhoff1')/achievementList"
          }
        }
      }
    ]
  }
}
```



## Related Information

[SAP Business Accelerator Hub: GoalAchievements](#)

### 9.10.3.7 GoalAchievementsList

You can retrieve all the Achievements linked to a given performance goal using the GoalAchievementsList entity.

**⚠ Caution**

The OData API in this section is not supported in the latest version (2H 2020) of Continuous Performance Management (CPM). Integration with this OData APIs, or APIs used for solution extensions, is not supported and will cause existing integration points to break. The latest version of CPM is opt-in through the Upgrade Center. Once the upgrade is enabled, you can NOT revert to a previous version.

## Use Cases

### Use Case: Query the achievements linked to performance goals

Request Information

Operation	GET
URI	<code>http://&lt;Hostname&gt;/odata/v2/Achievement?\$format=JSON&amp;\$expand=goalDetailList</code>
Headers	Authorization: Basic <Base 64 encoded ("user@company:password")>

## Response

`{}` Sample Code

```
{
  "d": {
```

```

"results": [
  {
    "__metadata": {
      "uri": "<Hostname>/odata/v2/
GoalAchievements(goalId='3985',subjectUserId='mhoff1')",
      "type": "SFOData.GoalAchievements"
    },
    "goalId": "3985",
    "subjectUserId": "mhoff1",
    "achievementList": {
      "results": [
        {
          "__metadata": {
            "uri": "<Hostname>/odata/v2/
GoalAchievementsList(goalId='3985',subjectUserId='mhoff1')",
            "type": "SFOData.GoalAchievementsList"
          },
          "goalId": "3985",
          "subjectUserId": "mhoff1",
          "achievementParentType": "null",
          "achievementName": "Achievement1",
          "achievementLastModifiedDate": "/Date(1488276840000)/",
          "achievementLastModifiedBy": "mhoff1",
          "achievementId": "6875",
          "achievementParentExternalId": null,
          "achievementCreatedDate": "/Date(1485970956000)/",
          "achievementCreatedBy": "mhoff1"
        },
        {
          "__metadata": {
            "uri": "<Hostname>/odata/v2/
GoalAchievementsList(goalId='3985',subjectUserId='mhoff1')",
            "type": "SFOData.GoalAchievementsList"
          },
          "goalId": "3985",
          "subjectUserId": "mhoff1",
          "achievementParentType": "null",
          "achievementName": "Achievement1",
          "achievementLastModifiedDate": "/Date(1488262795000)/",
          "achievementLastModifiedBy": "mhoff1",
          "achievementId": "6919",
          "achievementParentExternalId": null,
          "achievementCreatedDate": "/Date(1487333285000)/",
          "achievementCreatedBy": "mhoff1"
        },
        {
          "__metadata": {
            "uri": "<Hostname>/odata/v2/
GoalAchievementsList(goalId='3985',subjectUserId='mhoff1')",
            "type": "SFOData.GoalAchievementsList"
          },
          "goalId": "3985",
          "subjectUserId": "mhoff1",
          "achievementParentType": "ACTIVITY",
          "achievementName": "Achievement linked with Activity containing no
goals",
          "achievementLastModifiedDate": "/Date(1485808059000)/",
          "achievementLastModifiedBy": "mhoff1",
          "achievementId": "6872",
          "achievementParentExternalId": "6863",
          "achievementCreatedDate": "/Date(1485808059000)/",
          "achievementCreatedBy": "mhoff1"
        },
        {
          "__metadata": {
            "uri": "<Hostname>/odata/v2/
GoalAchievementsList(goalId='3985',subjectUserId='mhoff1')",
            "type": "SFOData.GoalAchievementsList"
          }
        }
      ]
    }
  }
]

```





## 9.10.3.8 DevGoalAchievements

You can fetch all the development goals that are linked directly or indirectly to Achievement entity for a given employee (userid), using DevGoalAchievements.

### ⚠ Caution

The OData API in this section is not supported in the latest version (2H 2020) of Continuous Performance Management (CPM). Integration with this OData APIs, or APIs used for solution extensions, is not supported and will cause existing integration points to break. The latest version of CPM is opt-in through the Upgrade Center. Once the upgrade is enabled, you can NOT revert to a previous version.

## Use Cases

### Use Case: Query a user's achievements that are directly or indirectly linked to development goals.

#### Request Information

Operation	GET
URI	http://<Hostname>/odata/v2/ DevGoalAchievements?\$format=JSON
Headers	Authorization: Basic <Base 64 encoded ("user@com- pany:password")>

## Response

### ↗ Sample Code

```
{
  "d": {
    "results": [
      {
        "__metadata": {
          "uri": "<Hostname>/odata/v2/  
DevGoalAchievements(goalId='1580',subjectUserId='cgrant1')",
          "type": "SFOData.DevGoalAchievements"
        },
        "goalId": "1580",
        "subjectUserId": "cgrant1",
        "achievementList": {
          "__deferred": {
            "uri": "<Hostname>/odata/v2/  
DevGoalAchievements(goalId='1580',subjectUserId='cgrant1')/achievementList"
          }
        }
      },
    ]
  }
}
```

```

    "__metadata": {
      "uri": "<Hostname>/odata/v2/
DevGoalAchievements(goalId='1539',subjectUserId='cgrant1')",
      "type": "SFOData.DevGoalAchievements"
    },
    "goalId": "1539",
    "subjectUserId": "cgrant1",
    "achievementList": {
      "__deferred": {
        "uri": "<Hostname>/odata/v2/
DevGoalAchievements(goalId='1539',subjectUserId='cgrant1')/achievementList"
      }
    }
  ]
}

```

## Related Information

[SAP Business Accelerator Hub: DevGoalAchievements](#)

### 9.10.3.9 DevGoalAchievementsList

You can retrieve all the Continuous Performance Management Achievements linked to a given development goal using DevGoalAchievementsList.

#### ⚠ Caution

**The OData API in this section is not supported in the latest version (2H 2020) of Continuous Performance Management (CPM).** Integration with this OData APIs, or APIs used for solution extensions, is not supported and will cause existing integration points to break. The latest version of CPM is opt-in through the Upgrade Center. Once the upgrade is enabled, you can NOT revert to a previous version.

## Use Cases

### Use Case: Query the achievements that are linked to development goals.

Request Information

Operation	GET
URI	<a href="http://&lt;Hostname&gt;/odata/v2/DevGoalAchievements?&amp;format=JSON&amp;\$expand=achievementList">http://&lt;Hostname&gt;/odata/v2/DevGoalAchievements?&amp;format=JSON&amp;\$expand=achievementList</a>

## Response

### Sample Code

```
{
  "d": {
    "results": [
      {
        "__metadata": {
          "uri": "<hostname>/odata/v2/DevGoalAchievements(goalId='1580',subjectUserId='cgrant1')",
          "type": "SFOData.DevGoalAchievements"
        },
        "goalId": "1580",
        "subjectUserId": "cgrant1",
        "achievementList": {
          "results": [
            {
              "__metadata": {
                "uri": "<hostname>/odata/v2/DevGoalAchievementsList(goalId='1580',subjectUserId='cgrant1')",
                "type": "SFOData.DevGoalAchievementsList"
              },
              "goalId": "1580",
              "subjectUserId": "cgrant1",
              "achievementParentType": "ACTIVITY",
              "achievementName": "Achievement Done",
              "achievementLastModifiedDate": "/Date(1494514242000)/",
              "achievementLastModifiedBy": "cgrant1",
              "achievementId": "7771",
              "achievementParentExternalId": "7776",
              "achievementCreatedDate": "/Date(1494424714000)/",
              "achievementCreatedBy": "cgrant1"
            }
          ]
        }
      },
      {
        "__metadata": {
          "uri": "<hostname>/odata/v2/DevGoalAchievements(goalId='1539',subjectUserId='cgrant1')",
          "type": "SFOData.DevGoalAchievements"
        },
        "goalId": "1539",
        "subjectUserId": "cgrant1",
        "achievementList": {
          "results": [
            {
              "__metadata": {
                "uri": "<hostname>/odata/v2/DevGoalAchievementsList(goalId='1539',subjectUserId='cgrant1')",
                "type": "SFOData.DevGoalAchievementsList"
              },
              "goalId": "1539",
              "subjectUserId": "cgrant1",
              "achievementParentType": "ACTIVITY",
              "achievementName": "Achievement Done",
              "achievementLastModifiedDate": "/Date(1494514242000)/",
              "achievementLastModifiedBy": "cgrant1",
            }
          ]
        }
      }
    ]
  }
}
```

```
    "achievementId": "7771",  
    "achievementParentExternalId": "7776",  
    "achievementCreatedDate": "/Date(1494424714000)/",  
    "achievementCreatedBy": "cgrant1"  
  }  
}  
]  
}
```

## Related Information

[SAP Business Accelerator Hub: DevGoalAchievementsList](#)

### 9.10.3.10 ContinuousFeedback

The `ContinuousFeedback` API enables you to read feedback, respond to feedback requests, and delete feedback you've received. You can also use this API to link the feedback to activities and achievements in Continuous Performance Management.

#### ⚠ Caution

**The OData API in this section is not supported in the latest version (2H 2020) of Continuous Performance Management (CPM).** Integration with this OData APIs, or APIs used for solution extensions, is not supported and will cause existing integration points to break. The latest version of CPM is opt-in through the Upgrade Center. Once the upgrade is enabled, you can NOT revert to a previous version.

## Permissions

#### 📌 Note

The Admin users with *Admin Access Permission to all Continuous Performance Management Data* role-based permission do not have access to the feedback of others, except for their own and/or their direct reports. This means, the *Admin Access Permission to all Continuous Performance Management Data* permission doesn't enable you to access others' data using the `ContinuousFeedback` API.

## Supported Operations

Operation	Description
Query	Read feedback received by an employee.
Insert	Provide feedback to other employees.
Update	Update the visibility of the feedback, link feedback to activities and achievements.
Delete	Delete feedback that a user has received, except the ones received on Manager's request.

## Properties

Property	Description
visibleToManager	This Boolean property specifies if subject user shared this feedback with their manager.

## Navigation Properties

Navigation Property	Related Entity	Description
continuousFeedbackToContinuousFeedbackRequestNav	ContinuousFeedbackRequest	Navigation to ContinuousFeedbackRequest
continuousFeedbackToSubjectUserNav	User	Navigation to user entity
continuousFeedbackToSenderUserNav	User	Navigation to user entity

These are not complete lists of properties. For more information about the entity metadata, please refer to your OData API dictionary in the Admin Center or use the entity query: [https://<hostname>/odata/v2/<Entity>/\\$metadata](https://<hostname>/odata/v2/<Entity>/$metadata).

## Use Case 1: Query the feedback

Using the query operation on the `ContinuousFeedback` entity returns all the feedback that the logged in user has permissions to view.

## Request

Operation	Query
HTTP Method	GET
URI	http://<hostname>/odata/v2/ ContinuousFeedback?\$format=json
Headers	Authorization: Basic <Base 64 encoded ("user@company:password")>

## Response

### Sample Code

```
{
  "d": {
    "results": [
      {
        "__metadata": {
          "uri": "https://<Hostname>/odata/v2/  
ContinuousFeedback('101470')",
          "type": "SFOData.ContinuousFeedback"
        },
        "feedbackId": "101470",
        "activityId": "127764",
        "senderUserId": "rmaxxl",
        "achievementId": "1143",
        "feedbackRequestId": "101457",
        "subjectUserId": "cgrantl",
        "feedbackMessage": "This is richard's feedback on Carla's  
achievement - \"Develop UX designs for the new Achievement section in the PM  
Form by working with Chris\". \nCarla executed this activity very efficiently  
and in timely manner. ",
        "dateReceived": "/Date(1467732732000)/",
        "visibleToManager": true,
        "continuousFeedbackToContinuousFeedbackRequestNav": {
          "__deferred": {
            "uri": "https://<Hostname>/odata/v2/  
ContinuousFeedback('101470')/continuousFeedbackToContinuousFeedbackRequestNav"
          }
        },
        "continuousFeedbackToSubjectUserNav": {
          "__deferred": {
            "uri": "https://<Hostname>/odata/v2/  
ContinuousFeedback('101470')/continuousFeedbackToSubjectUserNav"
          }
        },
        "continuousFeedbackToSenderUserNav": {
          "__deferred": {
            "uri": "https://<Hostname>/odata/v2/  
ContinuousFeedback('101470')/continuousFeedbackToSenderUserNav"
          }
        }
      }
    ],
    "__metadata": {
      "uri": "https://<Hostname>/odata/v2/  
ContinuousFeedback('101471')",
      "type": "SFOData.ContinuousFeedback"
    },
    "feedbackId": "101471",
    "activityId": null,
  }
}
```

```

        "senderUserId": "mhoff1",
        "achievementId": "5177",
        "feedbackRequestId": "101458",
        "subjectUserId": "cgrant1",
        "feedbackMessage": "You have done a fabulous job. It was
pleasure working with you. Cheers!",
        "dateReceived": "/Date(1477037278000)/",
        "visibleToManager": true,
        "continuousFeedbackToContinuousFeedbackRequestNav": {
            "__deferred": {
                "uri": "https://<Hostname>/odata/v2/
ContinuousFeedback('101471')/continuousFeedbackToContinuousFeedbackRequestNav"
            }
        },
        "continuousFeedbackToSubjectUserNav": {
            "__deferred": {
                "uri": "https://<Hostname>/odata/v2/
ContinuousFeedback('101471')/continuousFeedbackToSubjectUserNav"
            }
        },
        "continuousFeedbackToSenderUserNav": {
            "__deferred": {
                "uri": "https://<Hostname>/odata/v2/
ContinuousFeedback('101471')/continuousFeedbackToSenderUserNav"
            }
        }
    },
}

```

## Use Case 2: Query a feedback, and expand to the user entities

Applying the query operation for a given feedback record on the `ContinuousFeedback` entity using `$Expand` returns the feedback with user entities.

### Request

Operation	Query
HTTP Method	GET
URI	<code>http://&lt;hostname&gt;/odata/v2/ContinuousFeedback(101470L)continuousFeedbackToSenderUserNav&amp;\$format=json</code>
Headers	Authorization: Basic <Base 64 encoded ("user@company:password")>

### Response

#### Sample Code

```

{
  "d": {
    "__metadata": {

```

```

        "uri": "https://<Hostname>/odata/v2/ContinuousFeedback(101470L)",
        "type": "SFOData.ContinuousFeedback"
    },
    "feedbackId": "101470",
    "activityId": "127764",
    "senderUserId": "rmaxx1",
    "dateReceived": "/Date(1467732732000)/",
    "visibleToManager": true,
    "achievementId": "1143",
    "feedbackMessage": "This is richard's feedback on Carla's achievement -
    \Develop UX designs for the new Achievement section in the PM Form by working
    with Chris\". \nCarla executed this activity very efficiently and in timely
    manner. ",
    "subjectUserId": "cgrant1",
    "feedbackRequestId": "101457",
    "continuousFeedbackToSenderUserNav": {
        "results": [
            {
                "__metadata": {
                    "uri": "https://<Hostname>/odata/v2/User('rmaxx1')",
                    "type": "SFOData.User"
                },
                "userId": "rmaxx1",
                "reviewFreq": null,
                "jobCode": "SALES-DIR",
                "lastModifiedWithTZ": "/Date(1536232121000+0000)/",
                "ssn": null,
                "division": "ACE Software",
                "custom02": null,
                "custom01": null,
                "custom04": null,
                "custom03": null,
                "custom06": null,
                "custom05": null,
                "custom08": null,
                "custom07": null,
                "custom09": null,
                "onboardingId": null,
                "state": "CO",
                "fax": null,
                "timeZone": "CST",
                "defaultLocale": "en_US",
                "nationality": null,
                "teamMembersSize": 3,
                "lastReviewDate": null,
                "sysCostOfSource": "1200.0",
                "businessPhone": null,
                "status": "t",
                "lastName": "Maxx",
                "ethnicity": "Caucasian",
                "gender": "M",
                "city": "Denver",
                "businessSegment": null,
                "email": "eyip@successfactors.com",
                "newToPosition": false,
                "dateOfBirth": "/Date(76291200000)/",
                "custom11": null,
                "defaultFullName": "Richard Maxx",
                "sysStartingSalary": "82500.0",
                "custom10": null,
                "custom13": null,
                "custom12": null,
                "custom15": null,
                "custom14": null,
                "veteranDisabled": null,
                "totalTeamSize": "3",
                "married": false,
                "veteranMedal": null,
            }
        ]
    }
}

```



```

"country": null,
"zipCode": "80204",
"lastModifiedDateTime": "/Date(1536232121000+0000)/",
"minority": true,
"matrixManaged": false,
"addressLine1": "1701 Bryant St",
"addressLine2": null,
"sciLastModified": null,
"mi": null,
"level": null,
"veteranSeparated": null,
"firstName": "Richard",
"lastModified": "/Date(1536232121000)/",
"empId": "4033",
"impactOfLoss": "15",
"benchStrength": null,
"sysSource": 1423,
"futureLeader": false,
"title": "Sales Director, Central",
"veteranProtected": null,
"department": "Sales",
"hireDate": "/Date(789782400000)/",
"citizenship": null,
"reasonForLeaving": "11",
"riskOfLoss": "8",
"location": "Denver, CO",
"keyPosition": false,
"username": "rmaxx",
"delegatorOfAutoDelegateConfigNav": {
  "__deferred": {
    "uri": "https://<Hostname>/odata/v2/User('rmaxx1')/"
  }
}
delegatorOfAutoDelegateConfigNav"
},
"secondManager": {
  "__deferred": {
    "uri": "https://<Hostname>/odata/v2/User('rmaxx1')/"
  }
}
secondManager"
},
"ethnicityNav": {
  "__deferred": {
    "uri": "https://<Hostname>/odata/v2/User('rmaxx1')/"
  }
}
ethnicityNav"
},
"userOfApprenticeNav": {
  "__deferred": {
    "uri": "https://<Hostname>/odata/v2/User('rmaxx1')/"
  }
}
userOfApprenticeNav"
},
"hr": {
  "__deferred": {
    "uri": "https://<Hostname>/odata/v2/"
  }
}
User('rmaxx1')/hr"
},
"incumbentOfPositionNav": {
  "__deferred": {
    "uri": "https://<Hostname>/odata/v2/User('rmaxx1')/"
  }
}
incumbentOfPositionNav"
},
"headOfUnitOfFOBusinessUnitNav": {
  "__deferred": {
    "uri": "https://<Hostname>/odata/v2/User('rmaxx1')/"
  }
}
headOfUnitOfFOBusinessUnitNav"

```

```

    },
    "workerIdOfBenefitEmployeeClaimNav": {
      "__deferred": {
        "uri": "https://<Hostname>/odata/v2/User('rmaxx1')/
workerIdOfBenefitEmployeeClaimNav"
      }
    },
    "userSysIdCopyOfItDeclarationNav": {
      "__deferred": {
        "uri": "https://<Hostname>/odata/v2/User('rmaxx1')/
userSysIdCopyOfItDeclarationNav"
      }
    },
    "subjectUserIdOfAchievementNav": {
      "__deferred": {
        "uri": "https://<Hostname>/odata/v2/User('rmaxx1')/
subjectUserIdOfAchievementNav"
      }
    },
    "userIdOfTimeAccountSnapshotNav": {
      "__deferred": {
        "uri": "https://<Hostname>/odata/v2/User('rmaxx1')/
userIdOfTimeAccountSnapshotNav"
      }
    },
    "userIdOfExternalTimeRecordNav": {
      "__deferred": {
        "uri": "https://<Hostname>/odata/v2/User('rmaxx1')/
userIdOfExternalTimeRecordNav"
      }
    },
    "usersSysIdOfEmployeeDataReplicationNotificationNav": {
      "__deferred": {
        "uri": "https://<Hostname>/odata/v2/User('rmaxx1')/
usersSysIdOfEmployeeDataReplicationNotificationNav"
      }
    },
    "userIdOfTemporaryTimeInformationNav": {
      "__deferred": {
        "uri": "https://<Hostname>/odata/v2/User('rmaxx1')/
userIdOfTemporaryTimeInformationNav"
      }
    },
    "nominatorIdOfSpotAwardNav": {
      "__deferred": {
        "uri": "https://<Hostname>/odata/v2/User('rmaxx1')/
nominatorIdOfSpotAwardNav"
      }
    },
    "proxy": {
      "__deferred": {
        "uri": "https://<Hostname>/odata/v2/User('rmaxx1')/
proxy"
      }
    },
    "targetIdOfTimeManagementAlertNav": {
      "__deferred": {
        "uri": "https://<Hostname>/odata/v2/User('rmaxx1')/
targetIdOfTimeManagementAlertNav"
      }
    },
    "matrixReports": {
      "__deferred": {
        "uri": "https://<Hostname>/odata/v2/User('rmaxx1')/
matrixReports"
      }
    }
  },

```

```

        "userIdOfWorkScheduleNav": {
            "__deferred": {
                "uri": "https://<Hostname>/odata/v2/User('rmaxxl')/"
            }
        },
        "directReports": {
            "__deferred": {
                "uri": "https://<Hostname>/odata/v2/User('rmaxxl')/"
            }
        },
        "userIdOfTimeCollectorNav": {
            "__deferred": {
                "uri": "https://<Hostname>/odata/v2/User('rmaxxl')/"
            }
        },
        "personKeyNav": {
            "__deferred": {
                "uri": "https://<Hostname>/odata/v2/User('rmaxxl')/"
            }
        },
        "usersSysIdOfEmployeeDataReplicationConfirmationNav": {
            "__deferred": {
                "uri": "https://<Hostname>/odata/v2/User('rmaxxl')/"
            }
        },
        "userIdOfSpotAwardNav": {
            "__deferred": {
                "uri": "https://<Hostname>/odata/v2/User('rmaxxl')/"
            }
        },
        "userIdOfEmployeeTimeGroupNav": {
            "__deferred": {
                "uri": "https://<Hostname>/odata/v2/User('rmaxxl')/"
            }
        },
        "userIdOfEmployeeTimeSheetNav": {
            "__deferred": {
                "uri": "https://<Hostname>/odata/v2/User('rmaxxl')/"
            }
        },
        "userSysIdOfNonRecurringPaymentNav": {
            "__deferred": {
                "uri": "https://<Hostname>/odata/v2/User('rmaxxl')/"
            }
        },
        "codeOfRightToReturnNav": {
            "__deferred": {
                "uri": "https://<Hostname>/odata/v2/User('rmaxxl')/"
            }
        },
        "workerIdOfBenefitsExceptionNav": {
            "__deferred": {
                "uri": "https://<Hostname>/odata/v2/User('rmaxxl')/"
            }
        },
        "benchStrengthNav": {
            "__deferred": {

```

```

        "uri": "https://<Hostname>/odata/v2/User('rmaxx1')/"
benchStrengthNav"
    },
    "manager": {
        "__deferred": {
            "uri": "https://<Hostname>/odata/v2/User('rmaxx1')/"
manager"
        }
    },
    "userSysIdOfWorkOrderNav": {
        "__deferred": {
            "uri": "https://<Hostname>/odata/v2/User('rmaxx1')/"
userSysIdOfWorkOrderNav"
        }
    },
    "impactOfLossNav": {
        "__deferred": {
            "uri": "https://<Hostname>/odata/v2/User('rmaxx1')/"
impactOfLossNav"
        }
    },
    "competencyRatingNav": {
        "__deferred": {
            "uri": "https://<Hostname>/odata/v2/User('rmaxx1')/"
competencyRatingNav"
        }
    },
    "userIdOfAccrualCalculationBaseNav": {
        "__deferred": {
            "uri": "https://<Hostname>/odata/v2/User('rmaxx1')/"
userIdOfAccrualCalculationBaseNav"
        }
    },
    "workerIdOfBenefitClaimAccumulationNav": {
        "__deferred": {
            "uri": "https://<Hostname>/odata/v2/User('rmaxx1')/"
workerIdOfBenefitClaimAccumulationNav"
        }
    },
    "subjectUserIdOfFeedbackLinkSnapshotNav": {
        "__deferred": {
            "uri": "https://<Hostname>/odata/v2/User('rmaxx1')/"
subjectUserIdOfFeedbackLinkSnapshotNav"
        }
    },
    "userIdOfHRISChangeLogDataReplicationNav": {
        "__deferred": {
            "uri": "https://<Hostname>/odata/v2/User('rmaxx1')/"
userIdOfHRISChangeLogDataReplicationNav"
        }
    },
    "workerIdOfBenefitProgramEnrollmentNav": {
        "__deferred": {
            "uri": "https://<Hostname>/odata/v2/User('rmaxx1')/"
workerIdOfBenefitProgramEnrollmentNav"
        }
    },
    "userPermissionsNav": {
        "__deferred": {
            "uri": "https://<Hostname>/odata/v2/User('rmaxx1')/"
userPermissionsNav"
        }
    },
    "workerIdOfBenefitEnrollmentNav": {
        "__deferred": {
            "uri": "https://<Hostname>/odata/v2/User('rmaxx1')/"
workerIdOfBenefitEnrollmentNav"
    }
}

```

```

    },
    "userIdOfTimeAccountTypeTransferNav": {
      "__deferred": {
        "uri": "https://<Hostname>/odata/v2/User('rmaxx1')/"
      }
    },
    "nominationNav": {
      "__deferred": {
        "uri": "https://<Hostname>/odata/v2/User('rmaxx1')/"
      }
    },
    "auditUserSysIdOfOneTimeDeductionNav": {
      "__deferred": {
        "uri": "https://<Hostname>/odata/v2/User('rmaxx1')/"
      }
    },
    "reasonForLeavingNav": {
      "__deferred": {
        "uri": "https://<Hostname>/odata/v2/User('rmaxx1')/"
      }
    },
    "userIdOfExternalTimeDataNav": {
      "__deferred": {
        "uri": "https://<Hostname>/odata/v2/User('rmaxx1')/"
      }
    },
    "workerIdOfBenefitEmployeeOptoutRequestsNav": {
      "__deferred": {
        "uri": "https://<Hostname>/odata/v2/User('rmaxx1')/"
      }
    },
    "customManager": {
      "__deferred": {
        "uri": "https://<Hostname>/odata/v2/User('rmaxx1')/"
      }
    },
    "workOrderOwnerIdOfWorkOrderNav": {
      "__deferred": {
        "uri": "https://<Hostname>/odata/v2/User('rmaxx1')/"
      }
    },
    "subjectUserIdOfActivityNav": {
      "__deferred": {
        "uri": "https://<Hostname>/odata/v2/User('rmaxx1')/"
      }
    },
    "usersSysIdOfEmpCostDistributionNav": {
      "__deferred": {
        "uri": "https://<Hostname>/odata/v2/User('rmaxx1')/"
      }
    },
    "approverOfAdvanceNav": {
      "__deferred": {
        "uri": "https://<Hostname>/odata/v2/User('rmaxx1')/"
      }
    }
  },

```

```

        "costCenterManagerOfFOCostCenterNav": {
            "__deferred": {
                "uri": "https://<Hostname>/odata/v2/User('rmaxxl')/"
            }
        },
        "linkCreatorIdOfFeedbackLinkSnapshotNav": {
            "__deferred": {
                "uri": "https://<Hostname>/odata/v2/User('rmaxxl')/"
            }
        },
        "userIdOfDataReplicationProxyNav": {
            "__deferred": {
                "uri": "https://<Hostname>/odata/v2/User('rmaxxl')/"
            }
        },
        "budgetHolderIdOfSpotAwardNav": {
            "__deferred": {
                "uri": "https://<Hostname>/odata/v2/User('rmaxxl')/"
            }
        },
        "sysSourceNav": {
            "__deferred": {
                "uri": "https://<Hostname>/odata/v2/User('rmaxxl')/"
            }
        },
        "matrixManager": {
            "__deferred": {
                "uri": "https://<Hostname>/odata/v2/User('rmaxxl')/"
            }
        },
        "secondReports": {
            "__deferred": {
                "uri": "https://<Hostname>/odata/v2/User('rmaxxl')/"
            }
        },
        "userSysIdOfOneTimeDeductionNav": {
            "__deferred": {
                "uri": "https://<Hostname>/odata/v2/User('rmaxxl')/"
            }
        },
        "userSysIdOfRecurringDeductionNav": {
            "__deferred": {
                "uri": "https://<Hostname>/odata/v2/User('rmaxxl')/"
            }
        },
        "workerOfPaymentInformationV3Nav": {
            "__deferred": {
                "uri": "https://<Hostname>/odata/v2/User('rmaxxl')/"
            }
        },
        "userIdOfEmployeeTimeNav": {
            "__deferred": {
                "uri": "https://<Hostname>/odata/v2/User('rmaxxl')/"
            }
        },
        "usersSysIdOfSecondaryAssignmentsItemNav": {
            "__deferred": {

```

```

        "uri": "https://<Hostname>/odata/v2/User('rmaxx1')/
usersSysIdOfSecondaryAssignmentsItemNav"
    },
    "userIdOfEmployeePayrollRunResultsNav": {
        "__deferred": {
            "uri": "https://<Hostname>/odata/v2/User('rmaxx1')/
userIdOfEmployeePayrollRunResultsNav"
        }
    },
    "userIdOfTimeAccountNav": {
        "__deferred": {
            "uri": "https://<Hostname>/odata/v2/User('rmaxx1')/
userIdOfTimeAccountNav"
        }
    },
    "workerIdOfBenefitEnrollmentGroupNav": {
        "__deferred": {
            "uri": "https://<Hostname>/odata/v2/User('rmaxx1')/
workerIdOfBenefitEnrollmentGroupNav"
        }
    },
    "userIdOfBudgetGroupNav": {
        "__deferred": {
            "uri": "https://<Hostname>/odata/v2/User('rmaxx1')/
userIdOfBudgetGroupNav"
        }
    },
    "contactEmployeeIdOfBenefitContactNav": {
        "__deferred": {
            "uri": "https://<Hostname>/odata/v2/User('rmaxx1')/
contactEmployeeIdOfBenefitContactNav"
        }
    },
    "userIdOfSpotAwardBudgetNav": {
        "__deferred": {
            "uri": "https://<Hostname>/odata/v2/User('rmaxx1')/
userIdOfSpotAwardBudgetNav"
        }
    },
    "externalCodeOfSkillProfileNav": {
        "__deferred": {
            "uri": "https://<Hostname>/odata/v2/User('rmaxx1')/
externalCodeOfSkillProfileNav"
        }
    },
    "headOfUnitOfFODDepartmentNav": {
        "__deferred": {
            "uri": "https://<Hostname>/odata/v2/User('rmaxx1')/
headOfUnitOfFODDepartmentNav"
        }
    },
    "usersSysIdOfEmployeeDataReplicationElementNav": {
        "__deferred": {
            "uri": "https://<Hostname>/odata/v2/User('rmaxx1')/
usersSysIdOfEmployeeDataReplicationElementNav"
        }
    },
    "headOfUnitOfFODivisionNav": {
        "__deferred": {
            "uri": "https://<Hostname>/odata/v2/User('rmaxx1')/
headOfUnitOfFODivisionNav"
        }
    },
    "hrReports": {
        "__deferred": {
            "uri": "https://<Hostname>/odata/v2/User('rmaxx1')/
hrReports"
        }
    }
}

```

```

    },
    "riskOfLossNav": {
      "__deferred": {
        "uri": "https://<Hostname>/odata/v2/User('rmaxxl')/"
      }
    },
    "assignedAddSupervisorOfApprenticeNav": {
      "__deferred": {
        "uri": "https://<Hostname>/odata/v2/User('rmaxxl')/"
      }
    },
    "ownerOfTalentPoolNav": {
      "__deferred": {
        "uri": "https://<Hostname>/odata/v2/User('rmaxxl')/"
      }
    },
    "customReports": {
      "__deferred": {
        "uri": "https://<Hostname>/odata/v2/User('rmaxxl')/"
      }
    },
    "userIdOfPositionRightToReturnNav": {
      "__deferred": {
        "uri": "https://<Hostname>/odata/v2/User('rmaxxl')/"
      }
    },
    "decentralTrainerUserIdOfDepartmentApprenticeDetailNav": {
      "__deferred": {
        "uri": "https://<Hostname>/odata/v2/User('rmaxxl')/"
      }
    },
    "userSysIdOfAdvancesAccumulationNav": {
      "__deferred": {
        "uri": "https://<Hostname>/odata/v2/User('rmaxxl')/"
      }
    },
    "delegateeOfAutoDelegateDetailNav": {
      "__deferred": {
        "uri": "https://<Hostname>/odata/v2/User('rmaxxl')/"
      }
    },
    "userSysIdOfItDeclarationNav": {
      "__deferred": {
        "uri": "https://<Hostname>/odata/v2/User('rmaxxl')/"
      }
    }
  ],
  "continuousFeedbackToContinuousFeedbackRequestNav": {
    "__metadata": {
      "uri": "https://<Hostname>/odata/v2/ContinuousFeedbackRequest(101457L)",
      "type": "SFOData.ContinuousFeedbackRequest"
    },
    "requestId": "101457",
    "requestText": "Since you have worked with me on \"Develop UX designs for the new Achievement section in the PM Form by working with Chris\",

```



I'd like to get your feedback on your interactions. Could you please let me know what you think went well and provide one constructive suggestion on where I can do better?  
Best Regards,  
Carla Grant

```
"requesterId": "cgrant1",
"requestedForAchievementId": "5177",
"feedbackId": "101470",
"requestedForActivityId": null,
"subjectUserId": "cgrant1",
"requestedDate": "/Date(1467732620000)/",
"requesteeId": "rmaxx1",
"feedbackRequestToSubjectUserNav": {
  "__deferred": {
    "uri": "https://<Hostname>/odata/v2/ContinuousFeedbackRequest(101457L)/feedbackRequestToSubjectUserNav"
  }
},
"feedbackRequestToFeedbackRequesterNav": {
  "__deferred": {
    "uri": "https://<Hostname>/odata/v2/ContinuousFeedbackRequest(101457L)/feedbackRequestToFeedbackRequesterNav"
  }
},
"feedbackRequestToFeedbackResponseNav": {
  "__deferred": {
    "uri": "https://<Hostname>/odata/v2/ContinuousFeedbackRequest(101457L)/feedbackRequestToFeedbackResponseNav"
  }
},
"feedbackRequestToFeedbackRequesteeNav": {
  "__deferred": {
    "uri": "https://<Hostname>/odata/v2/ContinuousFeedbackRequest(101457L)/feedbackRequestToFeedbackRequesteeNav"
  }
},
"continuousFeedbackToSubjectUserNav": {
  "results": [
    {
      "__metadata": {
        "uri": "https://<Hostname>/odata/v2/User('cgrant1')",
        "type": "SFODData.User"
      },
      "userId": "cgrant1",
      "reviewFreq": null,
      "jobCode": "VP-SALES",
      "lastModifiedWithTZ": "/Date(1536232121000+0000)/",
      "ssn": "*****",
      "division": "ACE Software",
      "custom02": null,
      "custom01": "Sensitive Data",
      "custom04": null,
      "custom03": null,
      "custom06": null,
      "custom05": null,
      "custom08": null,
      "custom07": null,
      "custom09": null,
      "onboardingId": null,
      "state": "CA",
      "fax": "321-555-1500",
      "timeZone": "CST",
      "defaultLocale": "en_US",
      "nationality": null,
      "teamMembersSize": 8,
      "lastReviewDate": null,
      "sysCostOfSource": "0.0",
      "businessPhone": "321-555-2244",
      "status": "t",
    }
  ]
}
```

```

"lastName": "Grant",
"ethnicity": "374",
"gender": "F",
"city": "San Mateo",
"businessSegment": null,
"email": "carla.grant@xxx.com",
"newToPosition": false,
"dateOfBirth": "/Date(-561600000000)/",
"custom11": null,
"defaultFullName": "Carla Grant",
"sysStartingSalary": "60000.0",
"custom10": null,
"custom13": null,
"custom12": null,
"custom15": null,
"custom14": null,
"veteranDisabled": false,
"totalTeamSize": "37",
"married": true,
"veteranMedal": false,
"country": "USA",
"zipCode": "94404",
"lastModifiedDate": "/Date(1536232121000+0000)/",
"minority": true,
"matrixManaged": false,
"addressLine1": "1500 Fashion Island Blvd",
"addressLine2": "Suite 300",
"sciLastModified": "/Date(1486715716000+0000)/",
"mi": null,
"level": null,
"veteranSeparated": false,
"firstName": "Carla",
"lastModified": "/Date(1536232121000)/",
"empId": "4001",
"impactOfLoss": "15",
"benchStrength": null,
"sysSource": 1423,
"futureLeader": false,
"title": "VP, Sales",
"veteranProtected": false,
"department": "Sales",
"hireDate": "/Date(1142985600000)/",
"citizenship": "1602",
"reasonForLeaving": "11",
"riskOfLoss": "9",
"location": "Chicago, IL",
"keyPosition": false,
"username": "cgrant",
"delegatorOfAutoDelegateConfigNav": {
  "__deferred": {
    "uri": "https://<Hostname>/odata/v2/User('cgrant1')/"
  }
}
delegatorOfAutoDelegateConfigNav"
},
"secondManager": {
  "__deferred": {
    "uri": "https://<Hostname>/odata/v2/User('cgrant1')/"
  }
}
secondManager"
},
"ethnicityNav": {
  "__deferred": {
    "uri": "https://<Hostname>/odata/v2/User('cgrant1')/"
  }
}
ethnicityNav"
},
"userOfApprenticeNav": {
  "__deferred": {

```

```

        "uri": "https://<Hostname>/odata/v2/User('cgrant1')/"
userOfApprenticeNav"
    },
    "hr": {
        "__deferred": {
            "uri": "https://<Hostname>/odata/v2/
User('cgrant1')/hr"
        }
    },
    "incumbentOfPositionNav": {
        "__deferred": {
            "uri": "https://<Hostname>/odata/v2/User('cgrant1')/
incumbentOfPositionNav"
        }
    },
    "headOfUnitOfF0BusinessUnitNav": {
        "__deferred": {
            "uri": "https://<Hostname>/odata/v2/User('cgrant1')/
headOfUnitOfF0BusinessUnitNav"
        }
    },
    "workerIdOfBenefitEmployeeClaimNav": {
        "__deferred": {
            "uri": "https://<Hostname>/odata/v2/User('cgrant1')/
workerIdOfBenefitEmployeeClaimNav"
        }
    },
    "userSysIdCopyOfItDeclarationNav": {
        "__deferred": {
            "uri": "https://<Hostname>/odata/v2/User('cgrant1')/
userSysIdCopyOfItDeclarationNav"
        }
    },
    "subjectUserIdOfAchievementNav": {
        "__deferred": {
            "uri": "https://<Hostname>/odata/v2/User('cgrant1')/
subjectUserIdOfAchievementNav"
        }
    },
    "userIdOfTimeAccountSnapshotNav": {
        "__deferred": {
            "uri": "https://<Hostname>/odata/v2/User('cgrant1')/
userIdOfTimeAccountSnapshotNav"
        }
    },
    "userIdOfExternalTimeRecordNav": {
        "__deferred": {
            "uri": "https://<Hostname>/odata/v2/User('cgrant1')/
userIdOfExternalTimeRecordNav"
        }
    },
    "usersSysIdOfEmployeeDataReplicationNotificationNav": {
        "__deferred": {
            "uri": "https://<Hostname>/odata/v2/User('cgrant1')/
usersSysIdOfEmployeeDataReplicationNotificationNav"
        }
    },
    "userIdOfTemporaryTimeInformationNav": {
        "__deferred": {
            "uri": "https://<Hostname>/odata/v2/User('cgrant1')/
userIdOfTemporaryTimeInformationNav"
        }
    },
    "nominatorIdOfSpotAwardNav": {
        "__deferred": {
            "uri": "https://<Hostname>/odata/v2/User('cgrant1')/
nominatorIdOfSpotAwardNav"
        }
    }
}

```

```

    },
    "proxy": {
      "__deferred": {
        "uri": "https://<Hostname>/odata/v2/User('cgrant1')/"
      }
    },
    "targetIdOfTimeManagementAlertNav": {
      "__deferred": {
        "uri": "https://<Hostname>/odata/v2/User('cgrant1')/"
      }
    },
    "matrixReports": {
      "__deferred": {
        "uri": "https://<Hostname>/odata/v2/User('cgrant1')/"
      }
    },
    "userIdOfWorkScheduleNav": {
      "__deferred": {
        "uri": "https://<Hostname>/odata/v2/User('cgrant1')/"
      }
    },
    "directReports": {
      "__deferred": {
        "uri": "https://<Hostname>/odata/v2/User('cgrant1')/"
      }
    },
    "userIdOfTimeCollectorNav": {
      "__deferred": {
        "uri": "https://<Hostname>/odata/v2/User('cgrant1')/"
      }
    },
    "personKeyNav": {
      "__deferred": {
        "uri": "https://<Hostname>/odata/v2/User('cgrant1')/"
      }
    },
    "usersSysIdOfEmployeeDataReplicationConfirmationNav": {
      "__deferred": {
        "uri": "https://<Hostname>/odata/v2/User('cgrant1')/"
      }
    },
    "userIdOfSpotAwardNav": {
      "__deferred": {
        "uri": "https://<Hostname>/odata/v2/User('cgrant1')/"
      }
    },
    "userIdOfEmployeeTimeGroupNav": {
      "__deferred": {
        "uri": "https://<Hostname>/odata/v2/User('cgrant1')/"
      }
    },
    "userIdOfEmployeeTimeSheetNav": {
      "__deferred": {
        "uri": "https://<Hostname>/odata/v2/User('cgrant1')/"
      }
    }
  },
}

```

```

        "userSysIdOfNonRecurringPaymentNav": {
            "__deferred": {
                "uri": "https://<Hostname>/odata/v2/User('cgrant1')/"
            }
        },
        "codeOfRightToReturnNav": {
            "__deferred": {
                "uri": "https://<Hostname>/odata/v2/User('cgrant1')/"
            }
        },
        "workerIdOfBenefitsExceptionNav": {
            "__deferred": {
                "uri": "https://<Hostname>/odata/v2/User('cgrant1')/"
            }
        },
        "benchStrengthNav": {
            "__deferred": {
                "uri": "https://<Hostname>/odata/v2/User('cgrant1')/"
            }
        },
        "manager": {
            "__deferred": {
                "uri": "https://<Hostname>/odata/v2/User('cgrant1')/"
            }
        },
        "userSysIdOfWorkOrderNav": {
            "__deferred": {
                "uri": "https://<Hostname>/odata/v2/User('cgrant1')/"
            }
        },
        "impactOfLossNav": {
            "__deferred": {
                "uri": "https://<Hostname>/odata/v2/User('cgrant1')/"
            }
        },
        "competencyRatingNav": {
            "__deferred": {
                "uri": "https://<Hostname>/odata/v2/User('cgrant1')/"
            }
        },
        "userIdOfAccrualCalculationBaseNav": {
            "__deferred": {
                "uri": "https://<Hostname>/odata/v2/User('cgrant1')/"
            }
        },
        "workerIdOfBenefitClaimAccumulationNav": {
            "__deferred": {
                "uri": "https://<Hostname>/odata/v2/User('cgrant1')/"
            }
        },
        "subjectUserIdOfFeedbackLinkSnapshotNav": {
            "__deferred": {
                "uri": "https://<Hostname>/odata/v2/User('cgrant1')/"
            }
        },
        "userIdOfHRISChangeLogDataReplicationNav": {
            "__deferred": {

```

```

        "uri": "https://<Hostname>/odata/v2/User('cgrant1')/
userIdOfHRISChangeLogDataReplicationNav"
    },
    "workerIdOfBenefitProgramEnrollmentNav": {
        "__deferred": {
            "uri": "https://<Hostname>/odata/v2/User('cgrant1')/
workerIdOfBenefitProgramEnrollmentNav"
        }
    },
    "userPermissionsNav": {
        "__deferred": {
            "uri": "https://<Hostname>/odata/v2/User('cgrant1')/
userPermissionsNav"
        }
    },
    "workerIdOfBenefitEnrollmentNav": {
        "__deferred": {
            "uri": "https://<Hostname>/odata/v2/User('cgrant1')/
workerIdOfBenefitEnrollmentNav"
        }
    },
    "userIdOfTimeAccountTypeTransferNav": {
        "__deferred": {
            "uri": "https://<Hostname>/odata/v2/User('cgrant1')/
userIdOfTimeAccountTypeTransferNav"
        }
    },
    "nominationNav": {
        "__deferred": {
            "uri": "https://<Hostname>/odata/v2/User('cgrant1')/
nominationNav"
        }
    },
    "auditUserSysIdOfOneTimeDeductionNav": {
        "__deferred": {
            "uri": "https://<Hostname>/odata/v2/User('cgrant1')/
auditUserSysIdOfOneTimeDeductionNav"
        }
    },
    "reasonForLeavingNav": {
        "__deferred": {
            "uri": "https://<Hostname>/odata/v2/User('cgrant1')/
reasonForLeavingNav"
        }
    },
    "userIdOfExternalTimeDataNav": {
        "__deferred": {
            "uri": "https://<Hostname>/odata/v2/User('cgrant1')/
userIdOfExternalTimeDataNav"
        }
    },
    "workerIdOfBenefitEmployeeOptoutRequestsNav": {
        "__deferred": {
            "uri": "https://<Hostname>/odata/v2/User('cgrant1')/
workerIdOfBenefitEmployeeOptoutRequestsNav"
        }
    },
    "customManager": {
        "__deferred": {
            "uri": "https://<Hostname>/odata/v2/User('cgrant1')/
customManager"
        }
    },
    "workOrderOwnerIdOfWorkOrderNav": {
        "__deferred": {
            "uri": "https://<Hostname>/odata/v2/User('cgrant1')/
workOrderOwnerIdOfWorkOrderNav"
        }
    }
}

```

```

    },
    "subjectUserIdOfActivityNav": {
      "__deferred": {
        "uri": "https://<Hostname>/odata/v2/User('cgrant1')/"
      }
    },
    "subjectUserIdOfActivityNav"
  },
  "usersSysIdOfEmpCostDistributionNav": {
    "__deferred": {
      "uri": "https://<Hostname>/odata/v2/User('cgrant1')/"
    }
  },
  "usersSysIdOfEmpCostDistributionNav"
},
"approverOfAdvanceNav": {
  "__deferred": {
    "uri": "https://<Hostname>/odata/v2/User('cgrant1')/"
  }
},
"approverOfAdvanceNav"
},
"costCenterManagerOfFOCostCenterNav": {
  "__deferred": {
    "uri": "https://<Hostname>/odata/v2/User('cgrant1')/"
  }
},
"costCenterManagerOfFOCostCenterNav"
},
"linkCreatorIdOfFeedbackLinkSnapshotNav": {
  "__deferred": {
    "uri": "https://<Hostname>/odata/v2/User('cgrant1')/"
  }
},
"linkCreatorIdOfFeedbackLinkSnapshotNav"
},
"userIdOfDataReplicationProxyNav": {
  "__deferred": {
    "uri": "https://<Hostname>/odata/v2/User('cgrant1')/"
  }
},
"userIdOfDataReplicationProxyNav"
},
"budgetHolderIdOfSpotAwardNav": {
  "__deferred": {
    "uri": "https://<Hostname>/odata/v2/User('cgrant1')/"
  }
},
"budgetHolderIdOfSpotAwardNav"
},
"sysSourceNav": {
  "__deferred": {
    "uri": "https://<Hostname>/odata/v2/User('cgrant1')/"
  }
},
"sysSourceNav"
},
"matrixManager": {
  "__deferred": {
    "uri": "https://<Hostname>/odata/v2/User('cgrant1')/"
  }
},
"matrixManager"
},
"secondReports": {
  "__deferred": {
    "uri": "https://<Hostname>/odata/v2/User('cgrant1')/"
  }
},
"secondReports"
},
"userSysIdOfOneTimeDeductionNav": {
  "__deferred": {
    "uri": "https://<Hostname>/odata/v2/User('cgrant1')/"
  }
},
"userSysIdOfOneTimeDeductionNav"
},

```

```

        "userSysIdOfRecurringDeductionNav": {
            "__deferred": {
                "uri": "https://<Hostname>/odata/v2/User('cgrant1')/"
            }
        },
        "workerOfPaymentInformationV3Nav": {
            "__deferred": {
                "uri": "https://<Hostname>/odata/v2/User('cgrant1')/"
            }
        },
        "userIdOfEmployeeTimeNav": {
            "__deferred": {
                "uri": "https://<Hostname>/odata/v2/User('cgrant1')/"
            }
        },
        "usersSysIdOfSecondaryAssignmentsItemNav": {
            "__deferred": {
                "uri": "https://<Hostname>/odata/v2/User('cgrant1')/"
            }
        },
        "userIdOfEmployeePayrollRunResultsNav": {
            "__deferred": {
                "uri": "https://<Hostname>/odata/v2/User('cgrant1')/"
            }
        },
        "userIdOfTimeAccountNav": {
            "__deferred": {
                "uri": "https://<Hostname>/odata/v2/User('cgrant1')/"
            }
        },
        "workerIdOfBenefitEnrollmentGroupNav": {
            "__deferred": {
                "uri": "https://<Hostname>/odata/v2/User('cgrant1')/"
            }
        },
        "userIdOfBudgetGroupNav": {
            "__deferred": {
                "uri": "https://<Hostname>/odata/v2/User('cgrant1')/"
            }
        },
        "contactEmployeeIdOfBenefitContactNav": {
            "__deferred": {
                "uri": "https://<Hostname>/odata/v2/User('cgrant1')/"
            }
        },
        "userIdOfSpotAwardBudgetNav": {
            "__deferred": {
                "uri": "https://<Hostname>/odata/v2/User('cgrant1')/"
            }
        },
        "externalCodeOfSkillProfileNav": {
            "__deferred": {
                "uri": "https://<Hostname>/odata/v2/User('cgrant1')/"
            }
        },
        "headOfUnitOfFODDepartmentNav": {
            "__deferred": {

```



```

        "uri": "https://<Hostname>/odata/v2/User('cgrant1')/"
headOfUnitOfFODepartmentNav"
    },
    "usersSysIdOfEmployeeDataReplicationElementNav": {
        "__deferred": {
            "uri": "https://<Hostname>/odata/v2/User('cgrant1')/"
usersSysIdOfEmployeeDataReplicationElementNav"
        }
    },
    "headOfUnitOfFODivisionNav": {
        "__deferred": {
            "uri": "https://<Hostname>/odata/v2/User('cgrant1')/"
headOfUnitOfFODivisionNav"
        }
    },
    "hrReports": {
        "__deferred": {
            "uri": "https://<Hostname>/odata/v2/User('cgrant1')/"
hrReports"
        }
    },
    "riskOfLossNav": {
        "__deferred": {
            "uri": "https://<Hostname>/odata/v2/User('cgrant1')/"
riskOfLossNav"
        }
    },
    "assignedAddSupervisorOfApprenticeNav": {
        "__deferred": {
            "uri": "https://<Hostname>/odata/v2/User('cgrant1')/"
assignedAddSupervisorOfApprenticeNav"
        }
    },
    "ownerOfTalentPoolNav": {
        "__deferred": {
            "uri": "https://<Hostname>/odata/v2/User('cgrant1')/"
ownerOfTalentPoolNav"
        }
    },
    "customReports": {
        "__deferred": {
            "uri": "https://<Hostname>/odata/v2/User('cgrant1')/"
customReports"
        }
    },
    "userIdOfPositionRightToReturnNav": {
        "__deferred": {
            "uri": "https://<Hostname>/odata/v2/User('cgrant1')/"
userIdOfPositionRightToReturnNav"
        }
    },
    "decentralTrainerUserIdOfDepartmentApprenticeDetailNav": {
        "__deferred": {
            "uri": "https://<Hostname>/odata/v2/User('cgrant1')/"
decentralTrainerUserIdOfDepartmentApprenticeDetailNav"
        }
    },
    "userSysIdOfAdvancesAccumulationNav": {
        "__deferred": {
            "uri": "https://<Hostname>/odata/v2/User('cgrant1')/"
userSysIdOfAdvancesAccumulationNav"
        }
    },
    "delegateeOfAutoDelegateDetailNav": {
        "__deferred": {
            "uri": "https://<Hostname>/odata/v2/User('cgrant1')/"
delegateeOfAutoDelegateDetailNav"
        }
    }
}

```

```

    },
    "userSysIdOfItDeclarationNav": {
      "__deferred": {
        "uri": "https://<Hostname>/odata/v2/User('cgrant1')/"
      }
    }
  ]
}

```

## Use Case 3: Give feedback

You can use this entity to give feedback.

### Request

Operation	Insert
HTTP Method	POST
URI	http://<hostname>/odata/v2/ ContinuousFeedback?\$format=json
Headers	Authorization: Basic <Base 64 encoded ("user@com- pany:password")>

Payload

#### Sample Code

```

{
  "senderUserId": "mhoff1",
  "subjectUserId": "cgrant1",
  "feedbackMessage": "Great job  
Carla. Keep up the good work."
}

```

### Response

#### Sample Code

```

{
  "d": {
    "__metadata": {
      "uri": "https://<hostname>/odata/v2/ContinuousFeedback('131565')",
      "type": "SFOData.ContinuousFeedback"
    },
    "senderUserId": "mhoff1",
    "subjectUserId": "cgrant1",
    "feedbackMessage": "Great job Carla. Keep up the good work."
  }
}

```

## Use Case 4: Respond to a feedback request

If you know a feedback request you need to respond to (query `ContinuousFeedbackRequest` to fetch the `requestId`), you can use this entity to insert feedback for that request by adding the ID of that request as the `feedbackRequestId` in Payload.

In this case using GET method on `ContinuousFeedbackRequest`, we fetched the `requestId` 131582. To respond to that request, in the Payload of the POST method on the `ContinuousFeedback` entity, we added the value of `feedbackRequestId` as "131582".

### Request

Operation	Insert
HTTP Method	POST
URI	<code>http://&lt;hostname&gt;/odata/v2/ContinuousFeedback?\$format=json</code>
Headers	Authorization: Basic <Base 64 encoded ("user@company:password")>
Payload	<div data-bbox="820 919 1425 1213"><p>↗ Sample Code</p><pre>{   "feedbackMessage": "Good job. Happy to work with you.",   "senderUserId": "cgrant1",   "subjectUserId": "rmaxx1",   "feedbackRequestId": "131582" }</pre></div>

### Response

<div data-bbox="191 1304 1430 1717"><p>↗ Sample Code</p><pre>{   "d": {     "__metadata": {       "uri": "https://&lt;Hostname&gt;/odata/v2/ContinuousFeedback('131583')",       "type": "SFOData.ContinuousFeedback"     },     "feedbackMessage": "Good job. Happy to work with you.",     "senderUserId": "cgrant1",     "subjectUserId": "rmaxx1",     "feedbackRequestId": "131582"   } }</pre></div>
--

## Use Case 5: Link feedback to a Continuous Performance Management activity

You can use this entity to link feedback to an activity.

## Request

Operation	Upsert
HTTP Method	POST
URI	http://<hostname>/odata/v2/ ContinuousFeedback/upsert?\$format=json
Headers	Authorization: Basic <Base 64 encoded ("user@com- pany:password")>
Payload	<div data-bbox="818 575 1425 940"><p>↗ Sample Code</p><pre>{   "__metadata": {     "uri": "https://&lt;hostname&gt;/odata/v2/ ContinuousFeedback('131565')",     "type":     "SFOData.ContinuousFeedback"},     "activityId": "921",     "visibleToManager": true   } }</pre></div>

## Response

<div data-bbox="207 1045 1425 1493"><p>↗ Sample Code</p><pre>{   "d": [     {       "key": "131565",       "status": "OK",       "editStatus": "UPDATED",       "message": "The operation to update ContinuousFeedback was successful.",       "index": 0,       "httpCode": 204,       "inlineResults": null     }   ] }</pre></div>
---

## Use Case 6: Link feedback to a Continuous Performance Management achievement

You can use this entity to link feedback to an achievement.

## Request

Operation	Upsert
HTTP Method	POST
URI	http://<hostname>/odata/v2/ ContinuousFeedback/upsert?\$format=json
Headers	Authorization: Basic <Base 64 encoded ("user@com- pany:password")>
Payload	<div data-bbox="818 575 1427 940"><p>↔ Sample Code</p><pre>{   "__metadata": {     "uri": "https://&lt;Hostname&gt;/odata/v2/ ContinuousFeedback('101470')",     "type":       "SFOData.ContinuousFeedback"   },   "achievementId": "5571" }</pre></div>

## Response

<div data-bbox="207 1045 1419 1497"><p>↔ Sample Code</p><pre>{   "d": [     {       "key": "101470",       "status": "OK",       "editStatus": "UPDATED",       "message": "The operation to update ContinuousFeedback was successful.",       "index": 0,       "statusCode": 204,       "inlineResults": null     }   ] }</pre></div>
---

## Use Case 7: Update the visibility of feedback

You can use this entity to either show or hide feedback from the employee's manager by setting "visibleToManager" to either true or false.

## Request

Operation	Insert
-----------	--------

HTTP Method	POST
URI	http://<hostname>/odata/v2/ContinuousFeedback/upsert?\$format=json
Headers	Authorization: Basic <Base 64 encoded ("user@company:password")>
Payload	<div style="border: 1px solid #ccc; padding: 10px; background-color: #f9f9f9;"> <p>↔ Sample Code</p> <pre>{   "__metadata": {     "uri": "https://&lt;Hostname&gt;/odata/v2/ContinuousFeedback('101471')",     "type": "SFOData.ContinuousFeedback"   },   "visibleToManager": false, }</pre> </div>

## Response

<div style="border: 1px solid #ccc; padding: 10px; background-color: #f9f9f9;"> <p>↔ Sample Code</p> <pre>{   "d": [     {       "key": "101471",       "status": "OK",       "editStatus": "UPDATED",       "message": "The operation to update ContinuousFeedback was successful.",       "index": 0,       "httpCode": 204,       "inlineResults": null     }   ] }</pre> </div>
---

## Use Case 8: Filter the feedback based on their visibility to Manager

Using the query operation on the ContinuousFeedback entity by applying a filter on the "visibleToManager" property returns all the feedback that the Manager can view or cannot view.

### ⓘ Note

This operation is only supported for the subjectUser of the feedback. Managers can only query feedback that is made visible to them.

## Request

Operation	Query
HTTP Method	GET
URI	http://<hostname>/odata/v2/ ContinuousFeedback? \$format=json&\$filter=visibleToManager eq 'false'
Headers	Authorization: Basic <Base 64 encoded ("user@com- pany:password")>

## Response

### Sample Code

```
{
  "d": {
    "results": [
      {
        "__metadata": {
          "uri": "https://<Hostname>/odata/v2/  
ContinuousFeedback('101471')",
          "type": "SFOData.ContinuousFeedback"
        },
        "feedbackId": "101471",
        "activityId": null,
        "senderUserId": "mhoff1",
        "achievementId": "5177",
        "feedbackRequestId": "101458",
        "subjectUserId": "cgrant1",
        "feedbackMessage": "You have done a fabulous job. It was  
pleasure working with you. Cheers!",
        "dateReceived": "/Date(1477037278000)/",
        "visibleToManager": false,
        "continuousFeedbackToContinuousFeedbackRequestNav": {
          "__deferred": {
            "uri": "https://<Hostname>/odata/v2/  
ContinuousFeedback('101471')/continuousFeedbackToContinuousFeedbackRequestNav"
          }
        },
        "continuousFeedbackToSubjectUserNav": {
          "__deferred": {
            "uri": "https://<Hostname>/odata/v2/  
ContinuousFeedback('101471')/continuousFeedbackToSubjectUserNav"
          }
        },
        "continuousFeedbackToSenderUserNav": {
          "__deferred": {
            "uri": "https://<Hostname>/odata/v2/  
ContinuousFeedback('101471')/continuousFeedbackToSenderUserNav"
          }
        }
      }
    ]
  }
}
```

## Use Case 9: Delete a feedback that you've received.

You can now use the `ContinuousFeedback` API to delete any feedback that you have received, except the ones you received on your Manager's request.

### Request

Operation	Delete
HTTP Method	DELETE
URI	<code>http://&lt;hostname&gt;/odata/v2/ContinuousFeedback(101471L)?\$format=json</code>
Headers	Authorization: Basic <Base 64 encoded ("user@company:password")>

### Response

#### Sample Code

```
Status: 200 OK.
```

You can use the query operation to search for the feedbackId: '101471' to verify that you can no longer access the feedback comment, and the comment has been deleted.

## Limitations of the ContinuousFeedback entity

- Currently, you cannot navigate from feedback to linked activity and achievement as part of a single API call.
- The API call does not support navigation of Activity or Achievement links from ContinuousFeedback entities as part of a single API call.
- Ability to request feedback from multiple users in a single transaction (batching) is not supported.
- Selecting specific columns is not currently supported.
- You cannot request feedback on multiple entities in a single API call. It is consistent with the current functionality. For example, you cannot request feedback on both an activity and an achievement in a single call.
- If you attempt to GET feedback for 1000 people at the same time. There may be some performance issues when the volume reaches > 2000 users.
- Mass inserting feedback via an API call is not supported.



## 9.10.3.11 ContinuousFeedbackRequest

The `ContinuousFeedbackRequest` entity enables you to create feedback requests. It also provides the ability to request feedback on a continuous performance management activity and/or achievement.

### ⚠ Caution

The OData API in this section is not supported in the latest version (2H 2020) of Continuous Performance Management (CPM). Integration with this OData APIs, or APIs used for solution extensions, is not supported and will cause existing integration points to break. The latest version of CPM is opt-in through the Upgrade Center. Once the upgrade is enabled, you can NOT revert to a previous version.

## Permissions

### 📌 Note

Admin users with *Admin Access Permission to all Continuous Performance Management Data* role-based permission do not have access to the feedback of others, except for their own and/or their direct reports. This means, the *Admin Access Permission to all Continuous Performance Management Data* permission doesn't enable you to access others' data using the `ContinuousFeedbackRequest` API.

## Supported Operations

Operation	Description
Query	Read the feedback requests sent for or by an employee, and received by an employee.
Insert	Create a new feedback request.

## Properties

Property	Description
<code>requesterId</code>	UserId of the feedback requester
<code>requesteeId</code>	UserId of the person from whom the feedback has been requested.
<code>subjectUserId</code>	UserId of the person for whom the feedback is requested.

## Navigation Properties

Navigation Property	Related Entity	Description
requesteeNav	User	Navigation to user entity
requesterNav	User	Navigation to user entity
subjectUserNav	User	Navigation to user entity
feedbackNav	ContinuousFeedback	Navigation to ContinuousFeedback

These are not complete lists of properties. For more information about the entity metadata, please refer to your OData API dictionary in the Admin Center or use the entity query: `https://<hostname>/odata/v2/<Entity>/$metadata`.

### Use Case 1: Query the feedback requests

You can use the query operation on the `ContinuousFeedbackRequest` entity to fetch all the feedback requests that the logged in user has permissions to view.

#### Note

Using the query operation, you can also identify the status of a feedback request. A numeric value in "feedbackId" indicates the request has received a response. Whereas, "null" in "feedbackId" indicates the feedback request is pending for response.

### Request

Operation	Query
HTTP Method	GET
URI	<code>http://&lt;hostname&gt;/odata/v2/ContinuousFeedbackRequest?\$format=json</code>
Headers	Authorization: Basic <Base 64 encoded ("user@company:password")>

### Response

#### Sample Code

```
{
  "d": {
    "results": [
      {
        "__metadata": {
          "uri": "https://<Hostname>/odata/v2/ContinuousFeedbackRequest('86023')",

```

```

        "type": "SFOData.ContinuousFeedbackRequest"
      },
      "requestId": "86023",
      "requestText": "Since we have worked together on Designed a
customer satisfaction survey for clients and customer from North America and
Canada, I'd like to get your feedback. Could you please let me know what you
think I did well and provide one constructive suggestion on what I could do
better in the future?\n\nBest regards,\nMarcus Q. Hoff",
      "requestedForActivityId": null,
      "requesterId": "mhoff1",
      "requestedForAchievementId": "8924",
      "subjectUserId": "mhoff1",
      "feedbackId": "127766",
      "requestedDate": "/Date(1509655648000)/",
      "requesteeId": "cgrant1",
      "feedbackRequestToSubjectUserNav": {
        "__deferred": {
          "uri": "https://<Hostname>/odata/v2/
ContinuousFeedbackRequest('86023')/feedbackRequestToSubjectUserNav"
        }
      },
      "feedbackRequestToFeedbackResponseNav": {
        "__deferred": {
          "uri": "https://<Hostname>/odata/v2/
ContinuousFeedbackRequest('86023')/feedbackRequestToFeedbackResponseNav"
        }
      },
      "feedbackRequestToFeedbackRequesteeNav": {
        "__deferred": {
          "uri": "https://<Hostname>/odata/v2/
ContinuousFeedbackRequest('86023')/feedbackRequestToFeedbackRequesteeNav"
        }
      },
      "feedbackRequestToFeedbackRequesterNav": {
        "__deferred": {
          "uri": "https://<Hostname>/odata/v2/
ContinuousFeedbackRequest('86023')/feedbackRequestToFeedbackRequesterNav"
        }
      }
    },
    {
      "__metadata": {
        "uri": "https://<Hostname>/odata/v2/
ContinuousFeedbackRequest('71722')",
        "type": "SFOData.ContinuousFeedbackRequest"
      },
      "requestId": "71722",
      "requestText": "Since we have worked together, I'd like to get
your feedback. Could you please let me know what you think I did well and
provide one constructive suggestion on what I could do better in the future?
\n\nBest regards,\nCarla Grant",
      "requestedForActivityId": null,
      "requesterId": "cgrant1",
      "requestedForAchievementId": null,
      "subjectUserId": "cgrant1",
      "feedbackId": null,
      "requestedDate": "/Date(1506604334000)/",
      "requesteeId": "vstokes1",
      "feedbackRequestToSubjectUserNav": {
        "__deferred": {
          "uri": "https://<Hostname>/odata/v2/
ContinuousFeedbackRequest('71722')/feedbackRequestToSubjectUserNav"
        }
      },
      "feedbackRequestToFeedbackResponseNav": {
        "__deferred": {
          "uri": "https://<Hostname>/odata/v2/
ContinuousFeedbackRequest('71722')/feedbackRequestToFeedbackResponseNav"
        }
      }
    }
  ],
  "odata.nextLink": "https://<Hostname>/odata/v2/ContinuousFeedbackRequest?$top=2&$skip=2"
}

```

```

    },
    "feedbackRequestToFeedbackRequesteeNav": {
      "__deferred": {
        "uri": "https://<Hostname>/odata/v2/
ContinuousFeedbackRequest('71722')/feedbackRequestToFeedbackRequesteeNav"
      }
    },
    "feedbackRequestToFeedbackRequesterNav": {
      "__deferred": {
        "uri": "https://<Hostname>/odata/v2/
ContinuousFeedbackRequest('71722')/feedbackRequestToFeedbackRequesterNav"
      }
    }
  },
  {
    "__metadata": {
      "uri": "https://<Hostname>/odata/v2/
ContinuousFeedbackRequest('101457')",
      "type": "SFOData.ContinuousFeedbackRequest"
    },
    "requestId": "101457",
    "requestText": "Since you have worked with me on \"Develop UX
designs for the new Achievement section in the PM Form by working with Chris\",
I'd like to get your feedback on your interactions. Could you please let me know
what you think went well and provide one constructive suggestion on where I can
do better?\n\nBest Regards,\nCarla Grant",
    "requestedForActivityId": null,
    "requesterId": "cgrant1",
    "requestedForAchievementId": "5177",
    "subjectUserId": "cgrant1",
    "feedbackId": "101470",
    "requestedDate": "/Date(1467732620000)/",
    "requesteeId": "rmaxx1",
    "feedbackRequestToSubjectUserNav": {
      "__deferred": {
        "uri": "https://<Hostname>/odata/v2/
ContinuousFeedbackRequest('101457')/feedbackRequestToSubjectUserNav"
      }
    },
    "feedbackRequestToFeedbackResponseNav": {
      "__deferred": {
        "uri": "https://<Hostname>/odata/v2/
ContinuousFeedbackRequest('101457')/feedbackRequestToFeedbackResponseNav"
      }
    },
    "feedbackRequestToFeedbackRequesteeNav": {
      "__deferred": {
        "uri": "https://<Hostname>/odata/v2/
ContinuousFeedbackRequest('101457')/feedbackRequestToFeedbackRequesteeNav"
      }
    },
    "feedbackRequestToFeedbackRequesterNav": {
      "__deferred": {
        "uri": "https://<Hostname>/odata/v2/
ContinuousFeedbackRequest('101457')/feedbackRequestToFeedbackRequesterNav"
      }
    }
  },
  {
    "__metadata": {
      "uri": "https://<Hostname>/odata/v2/
ContinuousFeedbackRequest('101458')",
      "type": "SFOData.ContinuousFeedbackRequest"
    },
    "requestId": "101458",
    "requestText": "Since you have worked with me on \"Develop UX
designs for the new Achievement section in the PM Form by working with Chris\",

```

I'd like to get your feedback on your interactions. Could you please let me know what you think went well and provide one constructive suggestion on where I can do better?\n\nBest Regards,\nCarla Grant",

```
"requestedForActivityId": null,
"requesterId": "cgrant1",
"requestedForAchievementId": "5177",
"subjectUserId": "cgrant1",
"feedbackId": "101471",
"requestedDate": "/Date(1467742344000)/",
"requesteeId": "mhoff1",
"feedbackRequestToSubjectUserNav": {
  "__deferred": {
    "uri": "https://<Hostname>/odata/v2/
ContinuousFeedbackRequest('101458')/feedbackRequestToSubjectUserNav"
  }
},
"feedbackRequestToFeedbackResponseNav": {
  "__deferred": {
    "uri": "https://<Hostname>/odata/v2/
ContinuousFeedbackRequest('101458')/feedbackRequestToFeedbackResponseNav"
  }
},
"feedbackRequestToFeedbackRequesteeNav": {
  "__deferred": {
    "uri": "https://<Hostname>/odata/v2/
ContinuousFeedbackRequest('101458')/feedbackRequestToFeedbackRequesteeNav"
  }
},
"feedbackRequestToFeedbackRequesterNav": {
  "__deferred": {
    "uri": "https://<Hostname>/odata/v2/
ContinuousFeedbackRequest('101458')/feedbackRequestToFeedbackRequesterNav"
  }
},
{
  "__metadata": {
    "uri": "https://<Hostname>/odata/v2/
ContinuousFeedbackRequest('101459')",
    "type": "SFOData.ContinuousFeedbackRequest"
  },
  "requestId": "101459",
  "requestText": "Since you have worked with me on \"hola \", I'd
like to get your feedback on your interactions. Could you please let me know
what you think went well and provide one constructive suggestion on where I can
do better?\n\nBest Regards,\nCarla Grant",
  "requestedForActivityId": null,
  "requesterId": "cgrant1",
  "requestedForAchievementId": "5192",
  "subjectUserId": "cgrant1",
  "feedbackId": "101472",
  "requestedDate": "/Date(1467752682000)/",
  "requesteeId": "cgrant1",
  "feedbackRequestToSubjectUserNav": {
    "__deferred": {
      "uri": "https://<Hostname>/odata/v2/
ContinuousFeedbackRequest('101459')/feedbackRequestToSubjectUserNav"
    }
  },
  "feedbackRequestToFeedbackResponseNav": {
    "__deferred": {
      "uri": "https://<Hostname>/odata/v2/
ContinuousFeedbackRequest('101459')/feedbackRequestToFeedbackResponseNav"
    }
  },
  "feedbackRequestToFeedbackRequesteeNav": {
    "__deferred": {
```

```

        "uri": "https://<Hostname>/odata/v2/
ContinuousFeedbackRequest('101459')/feedbackRequestToFeedbackRequesteeNav"
    },
    "feedbackRequestToFeedbackRequesterNav": {
        "__deferred": {
            "uri": "https://<Hostname>/odata/v2/
ContinuousFeedbackRequest('101459')/feedbackRequestToFeedbackRequesterNav"
        }
    },
    "__metadata": {
        "uri": "https://<Hostname>/odata/v2/
ContinuousFeedbackRequest('101460')",
        "type": "SFOData.ContinuousFeedbackRequest"
    },
    "requestId": "101460",
    "requestText": "Since you have worked with me on \"Develop UX
designs for the new Achievement section in the PM Form by working with Chris\",
I'd like to get your feedback on our interactions. Could you please let me know
what you think went well and provide one constructive suggestion on where I can
do better?\n\nBest Regards,\nCarla Grant",
    "requestedForActivityId": null,
    "requesterId": "cgrant1",
    "requestedForAchievementId": "5177",
    "subjectUserId": "cgrant1",
    "feedbackId": null,
    "requestedDate": "/Date(1467828927000)/",
    "requesteeId": "smormony1",
    "feedbackRequestToSubjectUserNav": {
        "__deferred": {
            "uri": "https://<Hostname>/odata/v2/
ContinuousFeedbackRequest('101460')/feedbackRequestToSubjectUserNav"
        }
    },
    "feedbackRequestToFeedbackResponseNav": {
        "__deferred": {
            "uri": "https://<Hostname>/odata/v2/
ContinuousFeedbackRequest('101460')/feedbackRequestToFeedbackResponseNav"
        }
    },
    "feedbackRequestToFeedbackRequesteeNav": {
        "__deferred": {
            "uri": "https://<Hostname>/odata/v2/
ContinuousFeedbackRequest('101460')/feedbackRequestToFeedbackRequesteeNav"
        }
    },
    "feedbackRequestToFeedbackRequesterNav": {
        "__deferred": {
            "uri": "https://<Hostname>/odata/v2/
ContinuousFeedbackRequest('101460')/feedbackRequestToFeedbackRequesterNav"
        }
    },
    "__metadata": {
        "uri": "https://<Hostname>/odata/v2/
ContinuousFeedbackRequest('101461')",
        "type": "SFOData.ContinuousFeedbackRequest"
    },
    "requestId": "101461",
    "requestText": "Since you have worked with me on \"Develop UX
designs for the new Achievement section in the PM Form by working with Chris\",
I'd like to get your feedback on our interactions. Could you please let me know
what you think went well and provide one constructive suggestion on where I can
do better?\n\nBest Regards,\nCarla Grant",
    "requestedForActivityId": null,

```

```

        "requesterId": "cgrant1",
        "requestedForAchievementId": "5177",
        "subjectUserId": "cgrant1",
        "feedbackId": null,
        "requestedDate": "/Date(1467828960000)/",
        "requesteeId": "jgale1",
        "feedbackRequestToSubjectUserNav": {
            "__deferred": {
                "uri": "https://<Hostname>/odata/v2/
ContinuousFeedbackRequest('101461')/feedbackRequestToSubjectUserNav"
            }
        },
        "feedbackRequestToFeedbackResponseNav": {
            "__deferred": {
                "uri": "https://<Hostname>/odata/v2/
ContinuousFeedbackRequest('101461')/feedbackRequestToFeedbackResponseNav"
            }
        },
        "feedbackRequestToFeedbackRequesteeNav": {
            "__deferred": {
                "uri": "https://<Hostname>/odata/v2/
ContinuousFeedbackRequest('101461')/feedbackRequestToFeedbackRequesteeNav"
            }
        },
        "feedbackRequestToFeedbackRequesterNav": {
            "__deferred": {
                "uri": "https://<Hostname>/odata/v2/
ContinuousFeedbackRequest('101461')/feedbackRequestToFeedbackRequesterNav"
            }
        }
    },
    {
        "__metadata": {
            "uri": "https://<Hostname>/odata/v2/
ContinuousFeedbackRequest('101462')",
            "type": "SFOData.ContinuousFeedbackRequest"
        },
        "requestId": "101462",
        "requestText": "Since you have worked with me on \"Create new
product and ensure that it works really well \", I'd like to get your feedback
on our interactions. Could you please let me know what you think went well
and provide one constructive suggestion on where I can do better?\n\nBest
Regards,\nCarla Grant",
        "requestedForActivityId": null,
        "requesterId": "cgrant1",
        "requestedForAchievementId": "4881",
        "subjectUserId": "cgrant1",
        "feedbackId": null,
        "requestedDate": "/Date(1467828987000)/",
        "requesteeId": "smormony1",
        "feedbackRequestToSubjectUserNav": {
            "__deferred": {
                "uri": "https://<Hostname>/odata/v2/
ContinuousFeedbackRequest('101462')/feedbackRequestToSubjectUserNav"
            }
        },
        "feedbackRequestToFeedbackResponseNav": {
            "__deferred": {
                "uri": "https://<Hostname>/odata/v2/
ContinuousFeedbackRequest('101462')/feedbackRequestToFeedbackResponseNav"
            }
        },
        "feedbackRequestToFeedbackRequesteeNav": {
            "__deferred": {
                "uri": "https://<Hostname>/odata/v2/
ContinuousFeedbackRequest('101462')/feedbackRequestToFeedbackRequesteeNav"
            }
        }
    },

```

```

        "feedbackRequestToFeedbackRequesterNav": {
            "__deferred": {
                "uri": "https://<Hostname>/odata/v2/
ContinuousFeedbackRequest('101462')/feedbackRequestToFeedbackRequesterNav"
            }
        },
        {
            "__metadata": {
                "uri": "https://<Hostname>/odata/v2/
ContinuousFeedbackRequest('71723')",
                "type": "SFOData.ContinuousFeedbackRequest"
            },
            "requestId": "71723",
            "requestText": "Since we have worked together on test, I'd like
to get your feedback. Could you please let me know what you think I did well
and provide one constructive suggestion on what I could do better in the future?
\n\nBest regards,\nCarla Grant",
            "requestedForActivityId": null,
            "requesterId": "cgrant1",
            "requestedForAchievementId": "61098",
            "subjectUserId": "cgrant1",
            "feedbackId": null,
            "requestedDate": "/Date(1506605500000)/",
            "requesteeId": "vstokes1",
            "feedbackRequestToSubjectUserNav": {
                "__deferred": {
                    "uri": "https://<Hostname>/odata/v2/
ContinuousFeedbackRequest('71723')/feedbackRequestToSubjectUserNav"
                }
            },
            "feedbackRequestToFeedbackResponseNav": {
                "__deferred": {
                    "uri": "https://<Hostname>/odata/v2/
ContinuousFeedbackRequest('71723')/feedbackRequestToFeedbackResponseNav"
                }
            },
            "feedbackRequestToFeedbackRequesteeNav": {
                "__deferred": {
                    "uri": "https://<Hostname>/odata/v2/
ContinuousFeedbackRequest('71723')/feedbackRequestToFeedbackRequesteeNav"
                }
            },
            "feedbackRequestToFeedbackRequesterNav": {
                "__deferred": {
                    "uri": "https://<Hostname>/odata/v2/
ContinuousFeedbackRequest('71723')/feedbackRequestToFeedbackRequesterNav"
                }
            }
        }
    ],
}

```

## Use Case 2: Query feedback requests, and expand to the user entities

Applying the query operation for a given feedback request on the `ContinuousFeedbackRequest` entity using `$Expand` returns the feedback request message with user entities.



## Request

Operation	Query
HTTP Method	GET
URI	<code>http://&lt;hostname&gt;/odata/v2/ContinuousFeedbackRequest(71722L)?&amp;\$expand=feedbackRequestToFeedbackRequesterNav,feedbackRequestToSubjectUserNav,feedbackRequestToFeedbackResponseNav,feedbackRequestToFeedbackRequesterNav&amp;\$format=json&amp;\$format=json</code>
Headers	Authorization: Basic <Base 64 encoded ("user@company:password")>

## Response

### Sample Code

```
{
  "d": {
    "__metadata": {
      "uri": "https://<Hostname>/odata/v2/ContinuousFeedbackRequest(71722L)",
      "type": "SFOData.ContinuousFeedbackRequest"
    },
    "requestId": "71722",
    "requestText": "Since we have worked together, I'd like to get your feedback. Could you please let me know what you think I did well and provide one constructive suggestion on what I could do better in the future?\n\nBest regards,\n\nCarla Grant",
    "requesterId": "cgrant1",
    "requestedForAchievementId": null,
    "feedbackId": null,
    "requestedForActivityId": null,
    "subjectUserId": "cgrant1",
    "requestedDate": "/Date(1506604334000)/",
    "requesteeId": "vstokes1",
    "feedbackRequestToSubjectUserNav": {
      "results": [
        {
          "__metadata": {
            "uri": "https://<Hostname>/odata/v2/User('cgrant1')",
            "type": "SFOData.User"
          },
          "userId": "cgrant1",
          "reviewFreq": null,
          "jobCode": "VP-SALES",
          "lastModifiedWithTZ": "/Date(1536232121000+0000)/",
          "ssn": "*****",
          "division": "ACE Software",
          "custom02": null,
          "custom01": "Sensitive Data",
          "custom04": null,
          "custom03": null,
          "custom06": null,
          "custom05": null,
          "custom08": null,
          "custom07": null,
          "custom09": null,
          "onboardingId": null,

```

```

"state": "CA",
"fax": "321-555-1500",
"timeZone": "CST",
"defaultLocale": "en_US",
"nationality": null,
"teamMembersSize": 8,
"lastReviewDate": null,
"sysCostOfSource": "0.0",
"businessPhone": "321-555-2244",
"status": "t",
"lastName": "Grant",
"ethnicity": "374",
"gender": "F",
"city": "San Mateo",
"businessSegment": null,
"email": "carla.grant@xxx.com",
"newToPosition": false,
"dateOfBirth": "/Date(-561600000000)/",
"custom11": null,
"defaultFullName": "Carla Grant",
"sysStartingSalary": "60000.0",
"custom10": null,
"custom13": null,
"custom12": null,
"custom15": null,
"custom14": null,
"veteranDisabled": false,
"totalTeamSize": "37",
"married": true,
"veteranMedal": false,
"country": "USA",
"zipCode": "94404",
"lastModifiedDateTime": "/Date(1536232121000+0000)/",
"minority": true,
"matrixManaged": false,
"addressLine1": "1500 Fashion Island Blvd",
"addressLine2": "Suite 300",
"sciLastModified": "/Date(1486715716000+0000)/",
"mi": null,
"level": null,
"veteranSeparated": false,
"firstName": "Carla",
"lastModified": "/Date(1536232121000)/",
"empId": "4001",
"impactOfLoss": "15",
"benchStrength": null,
"sysSource": 1423,
"futureLeader": false,
"title": "VP, Sales",
"veteranProtected": false,
"department": "Sales",
"hireDate": "/Date(1142985600000)/",
"citizenship": "1602",
"reasonForLeaving": "11",
"riskOfLoss": "9",
"location": "Chicago, IL",
"keyPosition": false,
"username": "cgrant",
"delegatorOfAutoDelegateConfigNav": {
  "__deferred": {
    "uri": "https://<Hostname>/odata/v2/User('cgrant1')/"
  }
},
"secondManager": {
  "__deferred": {
    "uri": "https://<Hostname>/odata/v2/User('cgrant1')/"
  }
}
secondManager"

```

```

    },
    "ethnicityNav": {
      "__deferred": {
        "uri": "https://<Hostname>/odata/v2/User('cgrant1')/"
      }
    },
    ethnicityNav"
  },
  "userOfApprenticeNav": {
    "__deferred": {
      "uri": "https://<Hostname>/odata/v2/User('cgrant1')/"
    }
  },
  userOfApprenticeNav"
},
"hr": {
  "__deferred": {
    "uri": "https://<Hostname>/odata/v2/"
  }
},
User('cgrant1')/hr"
},
"incumbentOfPositionNav": {
  "__deferred": {
    "uri": "https://<Hostname>/odata/v2/User('cgrant1')/"
  }
},
incumbentOfPositionNav"
},
"headOfUnitOfF0BusinessUnitNav": {
  "__deferred": {
    "uri": "https://<Hostname>/odata/v2/User('cgrant1')/"
  }
},
headOfUnitOfF0BusinessUnitNav"
},
"workerIdOfBenefitEmployeeClaimNav": {
  "__deferred": {
    "uri": "https://<Hostname>/odata/v2/User('cgrant1')/"
  }
},
workerIdOfBenefitEmployeeClaimNav"
},
"userSysIdCopyOfItDeclarationNav": {
  "__deferred": {
    "uri": "https://<Hostname>/odata/v2/User('cgrant1')/"
  }
},
userSysIdCopyOfItDeclarationNav"
},
"subjectUserIdOfAchievementNav": {
  "__deferred": {
    "uri": "https://<Hostname>/odata/v2/User('cgrant1')/"
  }
},
subjectUserIdOfAchievementNav"
},
"userIdOfTimeAccountSnapshotNav": {
  "__deferred": {
    "uri": "https://<Hostname>/odata/v2/User('cgrant1')/"
  }
},
userIdOfTimeAccountSnapshotNav"
},
"userIdOfExternalTimeRecordNav": {
  "__deferred": {
    "uri": "https://<Hostname>/odata/v2/User('cgrant1')/"
  }
},
userIdOfExternalTimeRecordNav"
},
"usersSysIdOfEmployeeDataReplicationNotificationNav": {
  "__deferred": {
    "uri": "https://<Hostname>/odata/v2/User('cgrant1')/"
  }
},
usersSysIdOfEmployeeDataReplicationNotificationNav"
},

```

```

        "userIdOfTemporaryTimeInformationNav": {
            "__deferred": {
                "uri": "https://<Hostname>/odata/v2/User('cgrant1')/"
            }
        },
        "nominatorIdOfSpotAwardNav": {
            "__deferred": {
                "uri": "https://<Hostname>/odata/v2/User('cgrant1')/"
            }
        },
        "proxy": {
            "__deferred": {
                "uri": "https://<Hostname>/odata/v2/User('cgrant1')/"
            }
        },
        "targetIdOfTimeManagementAlertNav": {
            "__deferred": {
                "uri": "https://<Hostname>/odata/v2/User('cgrant1')/"
            }
        },
        "matrixReports": {
            "__deferred": {
                "uri": "https://<Hostname>/odata/v2/User('cgrant1')/"
            }
        },
        "userIdOfWorkScheduleNav": {
            "__deferred": {
                "uri": "https://<Hostname>/odata/v2/User('cgrant1')/"
            }
        },
        "directReports": {
            "__deferred": {
                "uri": "https://<Hostname>/odata/v2/User('cgrant1')/"
            }
        },
        "userIdOfTimeCollectorNav": {
            "__deferred": {
                "uri": "https://<Hostname>/odata/v2/User('cgrant1')/"
            }
        },
        "personKeyNav": {
            "__deferred": {
                "uri": "https://<Hostname>/odata/v2/User('cgrant1')/"
            }
        },
        "usersSysIdOfEmployeeDataReplicationConfirmationNav": {
            "__deferred": {
                "uri": "https://<Hostname>/odata/v2/User('cgrant1')/"
            }
        },
        "userIdOfSpotAwardNav": {
            "__deferred": {
                "uri": "https://<Hostname>/odata/v2/User('cgrant1')/"
            }
        },
        "userIdOfEmployeeTimeGroupNav": {
            "__deferred": {

```

```

        "uri": "https://<Hostname>/odata/v2/User('cgrant1')/
userIdOfEmployeeTimeGroupNav"
    },
    "userIdOfEmployeeTimeSheetNav": {
        "__deferred": {
            "uri": "https://<Hostname>/odata/v2/User('cgrant1')/
userIdOfEmployeeTimeSheetNav"
        }
    },
    "userSysIdOfNonRecurringPaymentNav": {
        "__deferred": {
            "uri": "https://<Hostname>/odata/v2/User('cgrant1')/
userSysIdOfNonRecurringPaymentNav"
        }
    },
    "codeOfRightToReturnNav": {
        "__deferred": {
            "uri": "https://<Hostname>/odata/v2/User('cgrant1')/
codeOfRightToReturnNav"
        }
    },
    "workerIdOfBenefitsExceptionNav": {
        "__deferred": {
            "uri": "https://<Hostname>/odata/v2/User('cgrant1')/
workerIdOfBenefitsExceptionNav"
        }
    },
    "benchStrengthNav": {
        "__deferred": {
            "uri": "https://<Hostname>/odata/v2/User('cgrant1')/
benchStrengthNav"
        }
    },
    "manager": {
        "__deferred": {
            "uri": "https://<Hostname>/odata/v2/User('cgrant1')/
manager"
        }
    },
    "userSysIdOfWorkOrderNav": {
        "__deferred": {
            "uri": "https://<Hostname>/odata/v2/User('cgrant1')/
userSysIdOfWorkOrderNav"
        }
    },
    "impactOfLossNav": {
        "__deferred": {
            "uri": "https://<Hostname>/odata/v2/User('cgrant1')/
impactOfLossNav"
        }
    },
    "competencyRatingNav": {
        "__deferred": {
            "uri": "https://<Hostname>/odata/v2/User('cgrant1')/
competencyRatingNav"
        }
    },
    "userIdOfAccrualCalculationBaseNav": {
        "__deferred": {
            "uri": "https://<Hostname>/odata/v2/User('cgrant1')/
userIdOfAccrualCalculationBaseNav"
        }
    },
    "workerIdOfBenefitClaimAccumulationNav": {
        "__deferred": {
            "uri": "https://<Hostname>/odata/v2/User('cgrant1')/
workerIdOfBenefitClaimAccumulationNav"
        }
    }
}

```

```

    },
    "subjectUserIdOfFeedbackLinkSnapshotNav": {
      "__deferred": {
        "uri": "https://<Hostname>/odata/v2/User('cgrant1')/"
      }
    },
    "subjectUserIdOfFeedbackLinkSnapshotNav"
  },
  "userIdOfHRISChangeLogDataReplicationNav": {
    "__deferred": {
      "uri": "https://<Hostname>/odata/v2/User('cgrant1')/"
    }
  },
  "userIdOfHRISChangeLogDataReplicationNav"
},
"workerIdOfBenefitProgramEnrollmentNav": {
  "__deferred": {
    "uri": "https://<Hostname>/odata/v2/User('cgrant1')/"
  }
},
"workerIdOfBenefitProgramEnrollmentNav"
},
"userPermissionsNav": {
  "__deferred": {
    "uri": "https://<Hostname>/odata/v2/User('cgrant1')/"
  }
},
"userPermissionsNav"
},
"workerIdOfBenefitEnrollmentNav": {
  "__deferred": {
    "uri": "https://<Hostname>/odata/v2/User('cgrant1')/"
  }
},
"workerIdOfBenefitEnrollmentNav"
},
"userIdOfTimeAccountTypeTransferNav": {
  "__deferred": {
    "uri": "https://<Hostname>/odata/v2/User('cgrant1')/"
  }
},
"userIdOfTimeAccountTypeTransferNav"
},
"nominationNav": {
  "__deferred": {
    "uri": "https://<Hostname>/odata/v2/User('cgrant1')/"
  }
},
"nominationNav"
},
"auditUserSysIdOfOneTimeDeductionNav": {
  "__deferred": {
    "uri": "https://<Hostname>/odata/v2/User('cgrant1')/"
  }
},
"auditUserSysIdOfOneTimeDeductionNav"
},
"reasonForLeavingNav": {
  "__deferred": {
    "uri": "https://<Hostname>/odata/v2/User('cgrant1')/"
  }
},
"reasonForLeavingNav"
},
"userIdOfExternalTimeDataNav": {
  "__deferred": {
    "uri": "https://<Hostname>/odata/v2/User('cgrant1')/"
  }
},
"userIdOfExternalTimeDataNav"
},
"workerIdOfBenefitEmployeeOptoutRequestsNav": {
  "__deferred": {
    "uri": "https://<Hostname>/odata/v2/User('cgrant1')/"
  }
},
"workerIdOfBenefitEmployeeOptoutRequestsNav"
},

```

```

        "customManager": {
            "__deferred": {
                "uri": "https://<Hostname>/odata/v2/User('cgrant1')/"
            }
        },
        "workOrderOwnerIdOfWorkOrderNav": {
            "__deferred": {
                "uri": "https://<Hostname>/odata/v2/User('cgrant1')/"
            }
        },
        "subjectUserIdOfActivityNav": {
            "__deferred": {
                "uri": "https://<Hostname>/odata/v2/User('cgrant1')/"
            }
        },
        "usersSysIdOfEmpCostDistributionNav": {
            "__deferred": {
                "uri": "https://<Hostname>/odata/v2/User('cgrant1')/"
            }
        },
        "approverOfAdvanceNav": {
            "__deferred": {
                "uri": "https://<Hostname>/odata/v2/User('cgrant1')/"
            }
        },
        "costCenterManagerOfFOCostCenterNav": {
            "__deferred": {
                "uri": "https://<Hostname>/odata/v2/User('cgrant1')/"
            }
        },
        "linkCreatorIdOfFeedbackLinkSnapshotNav": {
            "__deferred": {
                "uri": "https://<Hostname>/odata/v2/User('cgrant1')/"
            }
        },
        "userIdOfDataReplicationProxyNav": {
            "__deferred": {
                "uri": "https://<Hostname>/odata/v2/User('cgrant1')/"
            }
        },
        "budgetHolderIdOfSpotAwardNav": {
            "__deferred": {
                "uri": "https://<Hostname>/odata/v2/User('cgrant1')/"
            }
        },
        "sysSourceNav": {
            "__deferred": {
                "uri": "https://<Hostname>/odata/v2/User('cgrant1')/"
            }
        },
        "matrixManager": {
            "__deferred": {
                "uri": "https://<Hostname>/odata/v2/User('cgrant1')/"
            }
        },
        "secondReports": {
            "__deferred": {

```

```

secondReports"
    "uri": "https://<Hostname>/odata/v2/User('cgrant1')/"
  },
  "userSysIdOfOneTimeDeductionNav": {
    "__deferred": {
      "uri": "https://<Hostname>/odata/v2/User('cgrant1')/"
    }
  },
  "userSysIdOfRecurringDeductionNav": {
    "__deferred": {
      "uri": "https://<Hostname>/odata/v2/User('cgrant1')/"
    }
  },
  "workerOfPaymentInformationV3Nav": {
    "__deferred": {
      "uri": "https://<Hostname>/odata/v2/User('cgrant1')/"
    }
  },
  "userIdOfEmployeeTimeNav": {
    "__deferred": {
      "uri": "https://<Hostname>/odata/v2/User('cgrant1')/"
    }
  },
  "usersSysIdOfSecondaryAssignmentsItemNav": {
    "__deferred": {
      "uri": "https://<Hostname>/odata/v2/User('cgrant1')/"
    }
  },
  "userIdOfEmployeePayrollRunResultsNav": {
    "__deferred": {
      "uri": "https://<Hostname>/odata/v2/User('cgrant1')/"
    }
  },
  "userIdOfTimeAccountNav": {
    "__deferred": {
      "uri": "https://<Hostname>/odata/v2/User('cgrant1')/"
    }
  },
  "workerIdOfBenefitEnrollmentGroupNav": {
    "__deferred": {
      "uri": "https://<Hostname>/odata/v2/User('cgrant1')/"
    }
  },
  "userIdOfBudgetGroupNav": {
    "__deferred": {
      "uri": "https://<Hostname>/odata/v2/User('cgrant1')/"
    }
  },
  "contactEmployeeIdOfBenefitContactNav": {
    "__deferred": {
      "uri": "https://<Hostname>/odata/v2/User('cgrant1')/"
    }
  },
  "userIdOfSpotAwardBudgetNav": {
    "__deferred": {
      "uri": "https://<Hostname>/odata/v2/User('cgrant1')/"
    }
  }
}

```



```

    },
    "externalCodeOfSkillProfileNav": {
      "__deferred": {
        "uri": "https://<Hostname>/odata/v2/User('cgrant1')/"
      }
    },
    "externalCodeOfSkillProfileNav"
  },
  "headOfUnitOfFODepartmentNav": {
    "__deferred": {
      "uri": "https://<Hostname>/odata/v2/User('cgrant1')/"
    }
  },
  "headOfUnitOfFODepartmentNav"
},
"usersSysIdOfEmployeeDataReplicationElementNav": {
  "__deferred": {
    "uri": "https://<Hostname>/odata/v2/User('cgrant1')/"
  }
},
"usersSysIdOfEmployeeDataReplicationElementNav"
},
"headOfUnitOfFODivisionNav": {
  "__deferred": {
    "uri": "https://<Hostname>/odata/v2/User('cgrant1')/"
  }
},
"headOfUnitOfFODivisionNav"
},
"hrReports": {
  "__deferred": {
    "uri": "https://<Hostname>/odata/v2/User('cgrant1')/"
  }
},
"hrReports"
},
"riskOfLossNav": {
  "__deferred": {
    "uri": "https://<Hostname>/odata/v2/User('cgrant1')/"
  }
},
"riskOfLossNav"
},
"assignedAddSupervisorOfApprenticeNav": {
  "__deferred": {
    "uri": "https://<Hostname>/odata/v2/User('cgrant1')/"
  }
},
"assignedAddSupervisorOfApprenticeNav"
},
"ownerOfTalentPoolNav": {
  "__deferred": {
    "uri": "https://<Hostname>/odata/v2/User('cgrant1')/"
  }
},
"ownerOfTalentPoolNav"
},
"customReports": {
  "__deferred": {
    "uri": "https://<Hostname>/odata/v2/User('cgrant1')/"
  }
},
"customReports"
},
"userIdOfPositionRightToReturnNav": {
  "__deferred": {
    "uri": "https://<Hostname>/odata/v2/User('cgrant1')/"
  }
},
"userIdOfPositionRightToReturnNav"
},
"decentralTrainerUserIdOfDepartmentApprenticeDetailNav": {
  "__deferred": {
    "uri": "https://<Hostname>/odata/v2/User('cgrant1')/"
  }
},
"decentralTrainerUserIdOfDepartmentApprenticeDetailNav"
},

```

```

        "userSysIdOfAdvancesAccumulationNav": {
            "__deferred": {
                "uri": "https://<Hostname>/odata/v2/User('cgrant1')/
userSysIdOfAdvancesAccumulationNav"
            }
        },
        "delegateeOfAutoDelegateDetailNav": {
            "__deferred": {
                "uri": "https://<Hostname>/odata/v2/User('cgrant1')/
delegateeOfAutoDelegateDetailNav"
            }
        },
        "userSysIdOfItDeclarationNav": {
            "__deferred": {
                "uri": "https://<Hostname>/odata/v2/User('cgrant1')/
userSysIdOfItDeclarationNav"
            }
        }
    }
}
],
"feedbackRequestToFeedbackRequesterNav": {
    "results": [
        {
            "__metadata": {
                "uri": "https://<Hostname>/odata/v2/User('cgrant1')",
                "type": "SFOData.User"
            },
            "userId": "cgrant1",
            "reviewFreq": null,
            "jobCode": "VP-SALES",
            "lastModifiedWithTZ": "/Date(1536232121000+0000)/",
            "ssn": "*****",
            "division": "ACE Software",
            "custom02": null,
            "custom01": "Sensitive Data",
            "custom04": null,
            "custom03": null,
            "custom06": null,
            "custom05": null,
            "custom08": null,
            "custom07": null,
            "custom09": null,
            "onboardingId": null,
            "state": "CA",
            "fax": "321-555-1500",
            "timeZone": "CST",
            "defaultLocale": "en_US",
            "nationality": null,
            "teamMembersSize": 8,
            "lastReviewDate": null,
            "sysCostOfSource": "0.0",
            "businessPhone": "321-555-2244",
            "status": "t",
            "lastName": "Grant",
            "ethnicity": "374",
            "gender": "F",
            "city": "San Mateo",
            "businessSegment": null,
            "email": "carla.grant@xxx.com",
            "newToPosition": false,
            "dateOfBirth": "/Date(-561600000000)/",
            "custom11": null,
            "defaultFullName": "Carla Grant",
            "sysStartingSalary": "60000.0",
            "custom10": null,
            "custom13": null,
            "custom12": null,
        }
    ]
}
}
]
}
}

```

```

"custom15": null,
"custom14": null,
"veteranDisabled": false,
"totalTeamSize": "37",
"married": true,
"veteranMedal": false,
"country": "USA",
"zipCode": "94404",
"lastModifiedDate": "/Date(1536232121000+0000)/",
"minority": true,
"matrixManaged": false,
"addressLine1": "1500 Fashion Island Blvd",
"addressLine2": "Suite 300",
"sciLastModified": "/Date(1486715716000+0000)/",
"mi": null,
"level": null,
"veteranSeparated": false,
"firstName": "Carla",
"lastModified": "/Date(1536232121000)/",
"empId": "4001",
"impactOfLoss": "15",
"benchStrength": null,
"sysSource": 1423,
"futureLeader": false,
"title": "VP, Sales",
"veteranProtected": false,
"department": "Sales",
"hireDate": "/Date(1142985600000)/",
"citizenship": "1602",
"reasonForLeaving": "11",
"riskOfLoss": "9",
"location": "Chicago, IL",
"keyPosition": false,
"username": "cgrant",
"delegatorOfAutoDelegateConfigNav": {
  "__deferred": {
    "uri": "https://<Hostname>/odata/v2/User('cgrant1')/"
  }
}
delegatorOfAutoDelegateConfigNav"
},
"secondManager": {
  "__deferred": {
    "uri": "https://<Hostname>/odata/v2/User('cgrant1')/"
  }
}
secondManager"
},
"ethnicityNav": {
  "__deferred": {
    "uri": "https://<Hostname>/odata/v2/User('cgrant1')/"
  }
}
ethnicityNav"
},
"userOfApprenticeNav": {
  "__deferred": {
    "uri": "https://<Hostname>/odata/v2/User('cgrant1')/"
  }
}
userOfApprenticeNav"
},
"hr": {
  "__deferred": {
    "uri": "https://<Hostname>/odata/v2/"
  }
}
User('cgrant1')/hr"
},
"incumbentOfPositionNav": {
  "__deferred": {
    "uri": "https://<Hostname>/odata/v2/User('cgrant1')/"
  }
}
incumbentOfPositionNav"

```

```

    },
    "headOfUnitOfFOBusinessUnitNav": {
      "__deferred": {
        "uri": "https://<Hostname>/odata/v2/User('cgrant1')/"
      }
    },
    "workerIdOfBenefitEmployeeClaimNav": {
      "__deferred": {
        "uri": "https://<Hostname>/odata/v2/User('cgrant1')/"
      }
    },
    "userSysIdCopyOfItDeclarationNav": {
      "__deferred": {
        "uri": "https://<Hostname>/odata/v2/User('cgrant1')/"
      }
    },
    "subjectUserIdOfAchievementNav": {
      "__deferred": {
        "uri": "https://<Hostname>/odata/v2/User('cgrant1')/"
      }
    },
    "userIdOfTimeAccountSnapshotNav": {
      "__deferred": {
        "uri": "https://<Hostname>/odata/v2/User('cgrant1')/"
      }
    },
    "userIdOfExternalTimeRecordNav": {
      "__deferred": {
        "uri": "https://<Hostname>/odata/v2/User('cgrant1')/"
      }
    },
    "usersSysIdOfEmployeeDataReplicationNotificationNav": {
      "__deferred": {
        "uri": "https://<Hostname>/odata/v2/User('cgrant1')/"
      }
    },
    "userIdOfTemporaryTimeInformationNav": {
      "__deferred": {
        "uri": "https://<Hostname>/odata/v2/User('cgrant1')/"
      }
    },
    "nominatorIdOfSpotAwardNav": {
      "__deferred": {
        "uri": "https://<Hostname>/odata/v2/User('cgrant1')/"
      }
    },
    "proxy": {
      "__deferred": {
        "uri": "https://<Hostname>/odata/v2/User('cgrant1')/"
      }
    },
    "targetIdOfTimeManagementAlertNav": {
      "__deferred": {
        "uri": "https://<Hostname>/odata/v2/User('cgrant1')/"
      }
    }
  },

```

```

        "matrixReports": {
            "__deferred": {
                "uri": "https://<Hostname>/odata/v2/User('cgrant1')/"
            }
        },
        "userIdOfWorkScheduleNav": {
            "__deferred": {
                "uri": "https://<Hostname>/odata/v2/User('cgrant1')/"
            }
        },
        "directReports": {
            "__deferred": {
                "uri": "https://<Hostname>/odata/v2/User('cgrant1')/"
            }
        },
        "userIdOfTimeCollectorNav": {
            "__deferred": {
                "uri": "https://<Hostname>/odata/v2/User('cgrant1')/"
            }
        },
        "personKeyNav": {
            "__deferred": {
                "uri": "https://<Hostname>/odata/v2/User('cgrant1')/"
            }
        },
        "usersSysIdOfEmployeeDataReplicationConfirmationNav": {
            "__deferred": {
                "uri": "https://<Hostname>/odata/v2/User('cgrant1')/"
            }
        },
        "userIdOfSpotAwardNav": {
            "__deferred": {
                "uri": "https://<Hostname>/odata/v2/User('cgrant1')/"
            }
        },
        "userIdOfEmployeeTimeGroupNav": {
            "__deferred": {
                "uri": "https://<Hostname>/odata/v2/User('cgrant1')/"
            }
        },
        "userIdOfEmployeeTimeSheetNav": {
            "__deferred": {
                "uri": "https://<Hostname>/odata/v2/User('cgrant1')/"
            }
        },
        "userSysIdOfNonRecurringPaymentNav": {
            "__deferred": {
                "uri": "https://<Hostname>/odata/v2/User('cgrant1')/"
            }
        },
        "codeOfRightToReturnNav": {
            "__deferred": {
                "uri": "https://<Hostname>/odata/v2/User('cgrant1')/"
            }
        },
        "workerIdOfBenefitsExceptionNav": {
            "__deferred": {

```

```

        "uri": "https://<Hostname>/odata/v2/User('cgrant1')/"
workerIdOfBenefitsExceptionNav"
    },
    "benchStrengthNav": {
        "__deferred": {
            "uri": "https://<Hostname>/odata/v2/User('cgrant1')/"
benchStrengthNav"
        }
    },
    "manager": {
        "__deferred": {
            "uri": "https://<Hostname>/odata/v2/User('cgrant1')/"
manager"
        }
    },
    "userSysIdOfWorkOrderNav": {
        "__deferred": {
            "uri": "https://<Hostname>/odata/v2/User('cgrant1')/"
userSysIdOfWorkOrderNav"
        }
    },
    "impactOfLossNav": {
        "__deferred": {
            "uri": "https://<Hostname>/odata/v2/User('cgrant1')/"
impactOfLossNav"
        }
    },
    "competencyRatingNav": {
        "__deferred": {
            "uri": "https://<Hostname>/odata/v2/User('cgrant1')/"
competencyRatingNav"
        }
    },
    "userIdOfAccrualCalculationBaseNav": {
        "__deferred": {
            "uri": "https://<Hostname>/odata/v2/User('cgrant1')/"
userIdOfAccrualCalculationBaseNav"
        }
    },
    "workerIdOfBenefitClaimAccumulationNav": {
        "__deferred": {
            "uri": "https://<Hostname>/odata/v2/User('cgrant1')/"
workerIdOfBenefitClaimAccumulationNav"
        }
    },
    "subjectUserIdOfFeedbackLinkSnapshotNav": {
        "__deferred": {
            "uri": "https://<Hostname>/odata/v2/User('cgrant1')/"
subjectUserIdOfFeedbackLinkSnapshotNav"
        }
    },
    "userIdOfHRISChangeLogDataReplicationNav": {
        "__deferred": {
            "uri": "https://<Hostname>/odata/v2/User('cgrant1')/"
userIdOfHRISChangeLogDataReplicationNav"
        }
    },
    "workerIdOfBenefitProgramEnrollmentNav": {
        "__deferred": {
            "uri": "https://<Hostname>/odata/v2/User('cgrant1')/"
workerIdOfBenefitProgramEnrollmentNav"
        }
    },
    "userPermissionsNav": {
        "__deferred": {
            "uri": "https://<Hostname>/odata/v2/User('cgrant1')/"
userPermissionsNav"

```

```

    },
    "workerIdOfBenefitEnrollmentNav": {
      "__deferred": {
        "uri": "https://<Hostname>/odata/v2/User('cgrant1')/"
      }
    },
    "workerIdOfBenefitEnrollmentNav"
  },
  "userIdOfTimeAccountTypeTransferNav": {
    "__deferred": {
      "uri": "https://<Hostname>/odata/v2/User('cgrant1')/"
    }
  },
  "userIdOfTimeAccountTypeTransferNav"
},
"nominationNav": {
  "__deferred": {
    "uri": "https://<Hostname>/odata/v2/User('cgrant1')/"
  }
},
"nominationNav"
},
"auditUserSysIdOfOneTimeDeductionNav": {
  "__deferred": {
    "uri": "https://<Hostname>/odata/v2/User('cgrant1')/"
  }
},
"auditUserSysIdOfOneTimeDeductionNav"
},
"reasonForLeavingNav": {
  "__deferred": {
    "uri": "https://<Hostname>/odata/v2/User('cgrant1')/"
  }
},
"reasonForLeavingNav"
},
"userIdOfExternalTimeDataNav": {
  "__deferred": {
    "uri": "https://<Hostname>/odata/v2/User('cgrant1')/"
  }
},
"userIdOfExternalTimeDataNav"
},
"workerIdOfBenefitEmployeeOptoutRequestsNav": {
  "__deferred": {
    "uri": "https://<Hostname>/odata/v2/User('cgrant1')/"
  }
},
"workerIdOfBenefitEmployeeOptoutRequestsNav"
},
"customManager": {
  "__deferred": {
    "uri": "https://<Hostname>/odata/v2/User('cgrant1')/"
  }
},
"customManager"
},
"workOrderOwnerIdOfWorkOrderNav": {
  "__deferred": {
    "uri": "https://<Hostname>/odata/v2/User('cgrant1')/"
  }
},
"workOrderOwnerIdOfWorkOrderNav"
},
"subjectUserIdOfActivityNav": {
  "__deferred": {
    "uri": "https://<Hostname>/odata/v2/User('cgrant1')/"
  }
},
"subjectUserIdOfActivityNav"
},
"usersSysIdOfEmpCostDistributionNav": {
  "__deferred": {
    "uri": "https://<Hostname>/odata/v2/User('cgrant1')/"
  }
},
"usersSysIdOfEmpCostDistributionNav"
},

```

```

        "approverOfAdvanceNav": {
            "__deferred": {
                "uri": "https://<Hostname>/odata/v2/User('cgrant1')/"
            }
        },
        "costCenterManagerOfFOCostCenterNav": {
            "__deferred": {
                "uri": "https://<Hostname>/odata/v2/User('cgrant1')/"
            }
        },
        "linkCreatorIdOfFeedbackLinkSnapshotNav": {
            "__deferred": {
                "uri": "https://<Hostname>/odata/v2/User('cgrant1')/"
            }
        },
        "userIdOfDataReplicationProxyNav": {
            "__deferred": {
                "uri": "https://<Hostname>/odata/v2/User('cgrant1')/"
            }
        },
        "budgetHolderIdOfSpotAwardNav": {
            "__deferred": {
                "uri": "https://<Hostname>/odata/v2/User('cgrant1')/"
            }
        },
        "sysSourceNav": {
            "__deferred": {
                "uri": "https://<Hostname>/odata/v2/User('cgrant1')/"
            }
        },
        "matrixManager": {
            "__deferred": {
                "uri": "https://<Hostname>/odata/v2/User('cgrant1')/"
            }
        },
        "secondReports": {
            "__deferred": {
                "uri": "https://<Hostname>/odata/v2/User('cgrant1')/"
            }
        },
        "userSysIdOfOneTimeDeductionNav": {
            "__deferred": {
                "uri": "https://<Hostname>/odata/v2/User('cgrant1')/"
            }
        },
        "userSysIdOfRecurringDeductionNav": {
            "__deferred": {
                "uri": "https://<Hostname>/odata/v2/User('cgrant1')/"
            }
        },
        "workerOfPaymentInformationV3Nav": {
            "__deferred": {
                "uri": "https://<Hostname>/odata/v2/User('cgrant1')/"
            }
        },
        "userIdOfEmployeeTimeNav": {
            "__deferred": {

```



```

        "uri": "https://<Hostname>/odata/v2/User('cgrant1')/
userIdOfEmployeeTimeNav"
    },
    "usersSysIdOfSecondaryAssignmentsItemNav": {
        "__deferred": {
            "uri": "https://<Hostname>/odata/v2/User('cgrant1')/
usersSysIdOfSecondaryAssignmentsItemNav"
        }
    },
    "userIdOfEmployeePayrollRunResultsNav": {
        "__deferred": {
            "uri": "https://<Hostname>/odata/v2/User('cgrant1')/
userIdOfEmployeePayrollRunResultsNav"
        }
    },
    "userIdOfTimeAccountNav": {
        "__deferred": {
            "uri": "https://<Hostname>/odata/v2/User('cgrant1')/
userIdOfTimeAccountNav"
        }
    },
    "workerIdOfBenefitEnrollmentGroupNav": {
        "__deferred": {
            "uri": "https://<Hostname>/odata/v2/User('cgrant1')/
workerIdOfBenefitEnrollmentGroupNav"
        }
    },
    "userIdOfBudgetGroupNav": {
        "__deferred": {
            "uri": "https://<Hostname>/odata/v2/User('cgrant1')/
userIdOfBudgetGroupNav"
        }
    },
    "contactEmployeeIdOfBenefitContactNav": {
        "__deferred": {
            "uri": "https://<Hostname>/odata/v2/User('cgrant1')/
contactEmployeeIdOfBenefitContactNav"
        }
    },
    "userIdOfSpotAwardBudgetNav": {
        "__deferred": {
            "uri": "https://<Hostname>/odata/v2/User('cgrant1')/
userIdOfSpotAwardBudgetNav"
        }
    },
    "externalCodeOfSkillProfileNav": {
        "__deferred": {
            "uri": "https://<Hostname>/odata/v2/User('cgrant1')/
externalCodeOfSkillProfileNav"
        }
    },
    "headOfUnitOfFODepartmentNav": {
        "__deferred": {
            "uri": "https://<Hostname>/odata/v2/User('cgrant1')/
headOfUnitOfFODepartmentNav"
        }
    },
    "usersSysIdOfEmployeeDataReplicationElementNav": {
        "__deferred": {
            "uri": "https://<Hostname>/odata/v2/User('cgrant1')/
usersSysIdOfEmployeeDataReplicationElementNav"
        }
    },
    "headOfUnitOfFODivisionNav": {
        "__deferred": {
            "uri": "https://<Hostname>/odata/v2/User('cgrant1')/
headOfUnitOfFODivisionNav"
        }
    }
}

```

```

    },
    "hrReports": {
      "__deferred": {
        "uri": "https://<Hostname>/odata/v2/User('cgrant1')/"
      }
    },
    "riskOfLossNav": {
      "__deferred": {
        "uri": "https://<Hostname>/odata/v2/User('cgrant1')/"
      }
    },
    "assignedAddSupervisorOfApprenticeNav": {
      "__deferred": {
        "uri": "https://<Hostname>/odata/v2/User('cgrant1')/"
      }
    },
    "ownerOfTalentPoolNav": {
      "__deferred": {
        "uri": "https://<Hostname>/odata/v2/User('cgrant1')/"
      }
    },
    "customReports": {
      "__deferred": {
        "uri": "https://<Hostname>/odata/v2/User('cgrant1')/"
      }
    },
    "userIdOfPositionRightToReturnNav": {
      "__deferred": {
        "uri": "https://<Hostname>/odata/v2/User('cgrant1')/"
      }
    },
    "decentralTrainerUserIdOfDepartmentApprenticeDetailNav": {
      "__deferred": {
        "uri": "https://<Hostname>/odata/v2/User('cgrant1')/"
      }
    },
    "userSysIdOfAdvancesAccumulationNav": {
      "__deferred": {
        "uri": "https://<Hostname>/odata/v2/User('cgrant1')/"
      }
    },
    "delegateeOfAutoDelegateDetailNav": {
      "__deferred": {
        "uri": "https://<Hostname>/odata/v2/User('cgrant1')/"
      }
    },
    "userSysIdOfItDeclarationNav": {
      "__deferred": {
        "uri": "https://<Hostname>/odata/v2/User('cgrant1')/"
      }
    }
  },
  "feedbackRequestToFeedbackResponseNav": null,
  "feedbackRequestToFeedbackRequesteeNav": {
    "results": [

```

```

    {
      "__metadata": {
        "uri": "https://<Hostname>/odata/v2/User('vstokes1')",
        "type": "SFOData.User"
      },
      "userId": "vstokes1",
      "reviewFreq": null,
      "jobCode": "SALES-SR-DIR",
      "lastModifiedWithTZ": "/Date(1536232121000+0000)/",
      "ssn": null,
      "division": "ACE Software",
      "custom02": null,
      "custom01": null,
      "custom04": null,
      "custom03": null,
      "custom06": null,
      "custom05": null,
      "custom08": null,
      "custom07": null,
      "custom09": null,
      "onboardingId": null,
      "state": "IL",
      "fax": null,
      "timeZone": "CST",
      "defaultLocale": "en_US",
      "nationality": null,
      "teamMembersSize": 2,
      "lastReviewDate": null,
      "sysCostOfSource": "1500.0",
      "businessPhone": null,
      "status": "t",
      "lastName": "Stokes",
      "ethnicity": "Caucasian",
      "gender": "M",
      "city": "Chicago",
      "businessSegment": null,
      "email": "eyip@successfactors.com",
      "newToPosition": false,
      "dateOfBirth": "/Date(164678400000)/",
      "custom11": null,
      "defaultFullName": "Vic Stokes",
      "sysStartingSalary": "81000.0",
      "custom10": null,
      "custom13": null,
      "custom12": null,
      "custom15": null,
      "custom14": null,
      "veteranDisabled": false,
      "totalTeamSize": "2",
      "married": false,
      "veteranMedal": false,
      "country": null,
      "zipCode": "85006",
      "lastModifiedDateTime": "/Date(1536232121000+0000)/",
      "minority": true,
      "matrixManaged": false,
      "addressLine1": "742 E Mcdowell Rd",
      "addressLine2": null,
      "sciLastModified": null,
      "mi": null,
      "level": null,
      "veteranSeparated": false,
      "firstName": "Vic",
      "lastModified": "/Date(1536232121000)/",
      "empId": "4031",
      "impactOfLoss": "15",
      "benchStrength": null,
      "sysSource": 1423,
    }
  
```

```

    "futureLeader": true,
    "title": "Senior Director, Sales Operations",
    "veteranProtected": false,
    "department": "Sales",
    "hireDate": "/Date(1184198400000)/",
    "citizenship": null,
    "reasonForLeaving": "12",
    "riskOfLoss": "8",
    "location": "Chicago, IL",
    "keyPosition": false,
    "username": "vstokes",
    "delegatorOfAutoDelegateConfigNav": {
      "__deferred": {
delegatorOfAutoDelegateConfigNav"
        "uri": "https://<Hostname>/odata/v2/User('vstokes1')/"
      }
    },
    "secondManager": {
secondManager"
      "__deferred": {
        "uri": "https://<Hostname>/odata/v2/User('vstokes1')/"
      }
    },
    "ethnicityNav": {
ethnicityNav"
      "__deferred": {
        "uri": "https://<Hostname>/odata/v2/User('vstokes1')/"
      }
    },
    "userOfApprenticeNav": {
userOfApprenticeNav"
      "__deferred": {
        "uri": "https://<Hostname>/odata/v2/User('vstokes1')/"
      }
    },
    "hr": {
User('vstokes1')/hr"
      "__deferred": {
        "uri": "https://<Hostname>/odata/v2/"
      }
    },
    "incumbentOfPositionNav": {
incumbentOfPositionNav"
      "__deferred": {
        "uri": "https://<Hostname>/odata/v2/User('vstokes1')/"
      }
    },
    "headOfUnitOfFOBusinessUnitNav": {
headOfUnitOfFOBusinessUnitNav"
      "__deferred": {
        "uri": "https://<Hostname>/odata/v2/User('vstokes1')/"
      }
    },
    "workerIdOfBenefitEmployeeClaimNav": {
workerIdOfBenefitEmployeeClaimNav"
      "__deferred": {
        "uri": "https://<Hostname>/odata/v2/User('vstokes1')/"
      }
    },
    "userSysIdCopyOfItDeclarationNav": {
userSysIdCopyOfItDeclarationNav"
      "__deferred": {
        "uri": "https://<Hostname>/odata/v2/User('vstokes1')/"
      }
    },
    "subjectUserIdOfAchievementNav": {
      "__deferred": {

```

```

        "uri": "https://<Hostname>/odata/v2/User('vstokes1')/
subjectUserIdOfAchievementNav"
    },
    "userIdOfTimeAccountSnapshotNav": {
        "__deferred": {
            "uri": "https://<Hostname>/odata/v2/User('vstokes1')/
userIdOfTimeAccountSnapshotNav"
        }
    },
    "userIdOfExternalTimeRecordNav": {
        "__deferred": {
            "uri": "https://<Hostname>/odata/v2/User('vstokes1')/
userIdOfExternalTimeRecordNav"
        }
    },
    "usersSysIdOfEmployeeDataReplicationNotificationNav": {
        "__deferred": {
            "uri": "https://<Hostname>/odata/v2/User('vstokes1')/
usersSysIdOfEmployeeDataReplicationNotificationNav"
        }
    },
    "userIdOfTemporaryTimeInformationNav": {
        "__deferred": {
            "uri": "https://<Hostname>/odata/v2/User('vstokes1')/
userIdOfTemporaryTimeInformationNav"
        }
    },
    "nominatorIdOfSpotAwardNav": {
        "__deferred": {
            "uri": "https://<Hostname>/odata/v2/User('vstokes1')/
nominatorIdOfSpotAwardNav"
        }
    },
    "proxy": {
        "__deferred": {
            "uri": "https://<Hostname>/odata/v2/User('vstokes1')/
proxy"
        }
    },
    "targetIdOfTimeManagementAlertNav": {
        "__deferred": {
            "uri": "https://<Hostname>/odata/v2/User('vstokes1')/
targetIdOfTimeManagementAlertNav"
        }
    },
    "matrixReports": {
        "__deferred": {
            "uri": "https://<Hostname>/odata/v2/User('vstokes1')/
matrixReports"
        }
    },
    "userIdOfWorkScheduleNav": {
        "__deferred": {
            "uri": "https://<Hostname>/odata/v2/User('vstokes1')/
userIdOfWorkScheduleNav"
        }
    },
    "directReports": {
        "__deferred": {
            "uri": "https://<Hostname>/odata/v2/User('vstokes1')/
directReports"
        }
    },
    "userIdOfTimeCollectorNav": {
        "__deferred": {
            "uri": "https://<Hostname>/odata/v2/User('vstokes1')/
userIdOfTimeCollectorNav"
        }
    }
}

```

```

    },
    "personKeyNav": {
      "__deferred": {
        "uri": "https://<Hostname>/odata/v2/User('vstokes1')/"
      }
    },
    "personKeyNav"
  },
  "usersSysIdOfEmployeeDataReplicationConfirmationNav": {
    "__deferred": {
      "uri": "https://<Hostname>/odata/v2/User('vstokes1')/"
    }
  },
  "usersSysIdOfEmployeeDataReplicationConfirmationNav"
},
"userIdOfSpotAwardNav": {
  "__deferred": {
    "uri": "https://<Hostname>/odata/v2/User('vstokes1')/"
  }
},
"userIdOfSpotAwardNav"
},
"userIdOfEmployeeTimeGroupNav": {
  "__deferred": {
    "uri": "https://<Hostname>/odata/v2/User('vstokes1')/"
  }
},
"userIdOfEmployeeTimeGroupNav"
},
"userIdOfEmployeeTimeSheetNav": {
  "__deferred": {
    "uri": "https://<Hostname>/odata/v2/User('vstokes1')/"
  }
},
"userIdOfEmployeeTimeSheetNav"
},
"userSysIdOfNonRecurringPaymentNav": {
  "__deferred": {
    "uri": "https://<Hostname>/odata/v2/User('vstokes1')/"
  }
},
"userSysIdOfNonRecurringPaymentNav"
},
"codeOfRightToReturnNav": {
  "__deferred": {
    "uri": "https://<Hostname>/odata/v2/User('vstokes1')/"
  }
},
"codeOfRightToReturnNav"
},
"workerIdOfBenefitsExceptionNav": {
  "__deferred": {
    "uri": "https://<Hostname>/odata/v2/User('vstokes1')/"
  }
},
"workerIdOfBenefitsExceptionNav"
},
"benchStrengthNav": {
  "__deferred": {
    "uri": "https://<Hostname>/odata/v2/User('vstokes1')/"
  }
},
"benchStrengthNav"
},
"manager": {
  "__deferred": {
    "uri": "https://<Hostname>/odata/v2/User('vstokes1')/"
  }
},
"manager"
},
"userSysIdOfWorkOrderNav": {
  "__deferred": {
    "uri": "https://<Hostname>/odata/v2/User('vstokes1')/"
  }
},
"userSysIdOfWorkOrderNav"
},

```

```

        "impactOfLossNav": {
            "__deferred": {
                "uri": "https://<Hostname>/odata/v2/User('vstokes1')/"
            }
        },
        "competencyRatingNav": {
            "__deferred": {
                "uri": "https://<Hostname>/odata/v2/User('vstokes1')/"
            }
        },
        "userIdOfAccrualCalculationBaseNav": {
            "__deferred": {
                "uri": "https://<Hostname>/odata/v2/User('vstokes1')/"
            }
        },
        "workerIdOfBenefitClaimAccumulationNav": {
            "__deferred": {
                "uri": "https://<Hostname>/odata/v2/User('vstokes1')/"
            }
        },
        "subjectUserIdOfFeedbackLinkSnapshotNav": {
            "__deferred": {
                "uri": "https://<Hostname>/odata/v2/User('vstokes1')/"
            }
        },
        "userIdOfHRISChangeLogDataReplicationNav": {
            "__deferred": {
                "uri": "https://<Hostname>/odata/v2/User('vstokes1')/"
            }
        },
        "workerIdOfBenefitProgramEnrollmentNav": {
            "__deferred": {
                "uri": "https://<Hostname>/odata/v2/User('vstokes1')/"
            }
        },
        "userPermissionsNav": {
            "__deferred": {
                "uri": "https://<Hostname>/odata/v2/User('vstokes1')/"
            }
        },
        "workerIdOfBenefitEnrollmentNav": {
            "__deferred": {
                "uri": "https://<Hostname>/odata/v2/User('vstokes1')/"
            }
        },
        "userIdOfTimeAccountTypeTransferNav": {
            "__deferred": {
                "uri": "https://<Hostname>/odata/v2/User('vstokes1')/"
            }
        },
        "nominationNav": {
            "__deferred": {
                "uri": "https://<Hostname>/odata/v2/User('vstokes1')/"
            }
        },
        "auditUserSysIdOfOneTimeDeductionNav": {
            "__deferred": {

```

```

        "uri": "https://<Hostname>/odata/v2/User('vstokes1')/
auditUserSysIdOfOneTimeDeductionNav"
    },
    "reasonForLeavingNav": {
        "__deferred": {
            "uri": "https://<Hostname>/odata/v2/User('vstokes1')/
reasonForLeavingNav"
        }
    },
    "userIdOfExternalTimeDataNav": {
        "__deferred": {
            "uri": "https://<Hostname>/odata/v2/User('vstokes1')/
userIdOfExternalTimeDataNav"
        }
    },
    "workerIdOfBenefitEmployeeOptoutRequestsNav": {
        "__deferred": {
            "uri": "https://<Hostname>/odata/v2/User('vstokes1')/
workerIdOfBenefitEmployeeOptoutRequestsNav"
        }
    },
    "customManager": {
        "__deferred": {
            "uri": "https://<Hostname>/odata/v2/User('vstokes1')/
customManager"
        }
    },
    "workOrderOwnerIdOfWorkOrderNav": {
        "__deferred": {
            "uri": "https://<Hostname>/odata/v2/User('vstokes1')/
workOrderOwnerIdOfWorkOrderNav"
        }
    },
    "subjectUserIdOfActivityNav": {
        "__deferred": {
            "uri": "https://<Hostname>/odata/v2/User('vstokes1')/
subjectUserIdOfActivityNav"
        }
    },
    "usersSysIdOfEmpCostDistributionNav": {
        "__deferred": {
            "uri": "https://<Hostname>/odata/v2/User('vstokes1')/
usersSysIdOfEmpCostDistributionNav"
        }
    },
    "approverOfAdvanceNav": {
        "__deferred": {
            "uri": "https://<Hostname>/odata/v2/User('vstokes1')/
approverOfAdvanceNav"
        }
    },
    "costCenterManagerOfFOCostCenterNav": {
        "__deferred": {
            "uri": "https://<Hostname>/odata/v2/User('vstokes1')/
costCenterManagerOfFOCostCenterNav"
        }
    },
    "linkCreatorIdOfFeedbackLinkSnapshotNav": {
        "__deferred": {
            "uri": "https://<Hostname>/odata/v2/User('vstokes1')/
linkCreatorIdOfFeedbackLinkSnapshotNav"
        }
    },
    "userIdOfDataReplicationProxyNav": {
        "__deferred": {
            "uri": "https://<Hostname>/odata/v2/User('vstokes1')/
userIdOfDataReplicationProxyNav"
        }
    }
}

```



```

    },
    "budgetHolderIdOfSpotAwardNav": {
      "__deferred": {
        "uri": "https://<Hostname>/odata/v2/User('vstokes1')/"
      }
    },
    "sysSourceNav": {
      "__deferred": {
        "uri": "https://<Hostname>/odata/v2/User('vstokes1')/"
      }
    },
    "matrixManager": {
      "__deferred": {
        "uri": "https://<Hostname>/odata/v2/User('vstokes1')/"
      }
    },
    "secondReports": {
      "__deferred": {
        "uri": "https://<Hostname>/odata/v2/User('vstokes1')/"
      }
    },
    "userSysIdOfOneTimeDeductionNav": {
      "__deferred": {
        "uri": "https://<Hostname>/odata/v2/User('vstokes1')/"
      }
    },
    "userSysIdOfRecurringDeductionNav": {
      "__deferred": {
        "uri": "https://<Hostname>/odata/v2/User('vstokes1')/"
      }
    },
    "workerOfPaymentInformationV3Nav": {
      "__deferred": {
        "uri": "https://<Hostname>/odata/v2/User('vstokes1')/"
      }
    },
    "userIdOfEmployeeTimeNav": {
      "__deferred": {
        "uri": "https://<Hostname>/odata/v2/User('vstokes1')/"
      }
    },
    "usersSysIdOfSecondaryAssignmentsItemNav": {
      "__deferred": {
        "uri": "https://<Hostname>/odata/v2/User('vstokes1')/"
      }
    },
    "userIdOfEmployeePayrollRunResultsNav": {
      "__deferred": {
        "uri": "https://<Hostname>/odata/v2/User('vstokes1')/"
      }
    },
    "userIdOfTimeAccountNav": {
      "__deferred": {
        "uri": "https://<Hostname>/odata/v2/User('vstokes1')/"
      }
    }
  },

```

```

        "workerIdOfBenefitEnrollmentGroupNav": {
            "__deferred": {
                "uri": "https://<Hostname>/odata/v2/User('vstokes1')/"
            }
        },
        "userIdOfBudgetGroupNav": {
            "__deferred": {
                "uri": "https://<Hostname>/odata/v2/User('vstokes1')/"
            }
        },
        "contactEmployeeIdOfBenefitContactNav": {
            "__deferred": {
                "uri": "https://<Hostname>/odata/v2/User('vstokes1')/"
            }
        },
        "userIdOfSpotAwardBudgetNav": {
            "__deferred": {
                "uri": "https://<Hostname>/odata/v2/User('vstokes1')/"
            }
        },
        "externalCodeOfSkillProfileNav": {
            "__deferred": {
                "uri": "https://<Hostname>/odata/v2/User('vstokes1')/"
            }
        },
        "headOfUnitOfFODepartmentNav": {
            "__deferred": {
                "uri": "https://<Hostname>/odata/v2/User('vstokes1')/"
            }
        },
        "usersSysIdOfEmployeeDataReplicationElementNav": {
            "__deferred": {
                "uri": "https://<Hostname>/odata/v2/User('vstokes1')/"
            }
        },
        "headOfUnitOfFODivisionNav": {
            "__deferred": {
                "uri": "https://<Hostname>/odata/v2/User('vstokes1')/"
            }
        },
        "hrReports": {
            "__deferred": {
                "uri": "https://<Hostname>/odata/v2/User('vstokes1')/"
            }
        },
        "riskOfLossNav": {
            "__deferred": {
                "uri": "https://<Hostname>/odata/v2/User('vstokes1')/"
            }
        },
        "assignedAddSupervisorOfApprenticeNav": {
            "__deferred": {
                "uri": "https://<Hostname>/odata/v2/User('vstokes1')/"
            }
        },
        "ownerOfTalentPoolNav": {
            "__deferred": {

```

```

        "uri": "https://<Hostname>/odata/v2/User('vstokes1')/"
ownerOfTalentPoolNav"
    },
    "customReports": {
        "__deferred": {
            "uri": "https://<Hostname>/odata/v2/User('vstokes1')/"
customReports"
        },
        "userIdOfPositionRightToReturnNav": {
            "__deferred": {
                "uri": "https://<Hostname>/odata/v2/User('vstokes1')/"
userIdOfPositionRightToReturnNav"
            },
            "decentralTrainerUserIdOfDepartmentApprenticeDetailNav": {
                "__deferred": {
                    "uri": "https://<Hostname>/odata/v2/User('vstokes1')/"
decentralTrainerUserIdOfDepartmentApprenticeDetailNav"
                },
                "userSysIdOfAdvancesAccumulationNav": {
                    "__deferred": {
                        "uri": "https://<Hostname>/odata/v2/User('vstokes1')/"
userSysIdOfAdvancesAccumulationNav"
                    },
                    "delegateeOfAutoDelegateDetailNav": {
                        "__deferred": {
                            "uri": "https://<Hostname>/odata/v2/User('vstokes1')/"
delegateeOfAutoDelegateDetailNav"
                        },
                        "userSysIdOfItDeclarationNav": {
                            "__deferred": {
                                "uri": "https://<Hostname>/odata/v2/User('vstokes1')/"
userSysIdOfItDeclarationNav"
                            }
                        }
                    }
                }
            }
        }
    }
}

```

### Use Case 3: Create a feedback request

You can use this entity to request feedback about yourself, or your manager can request feedback about you from others.

#### Request

Operation	Insert
HTTP Method	POST

URI	<code>http://&lt;hostname&gt;/odata/v2/ContinuousFeedback?\$format=json</code>
Headers	Authorization: Basic <Base 64 encoded ("user@company:password")>
Payload	<pre> ↔ Sample Code {     "requestText":     "Please provide your feedback.",     "requesterId":     "rmaxx1",     "subjectUserId":     "rmaxx1",     "requesteeId":     "cgrant1" } </pre>

## Response

<pre> ↔ Sample Code {   "d": {     "__metadata": {       "uri": "https://&lt;Hostname&gt;/odata/v2/ContinuousFeedbackRequest('131582')",       "type": "SFOData.ContinuousFeedbackRequest"     },     "requestText": "Please provide your feedback.",     "requesterId": "rmaxx1",     "subjectUserId": "rmaxx1",     "requesteeId": "cgrant1"   } } </pre>
---

## Use Case 4: Request feedback on a Continuous Performance Management activity

You can use this entity to request feedback on a particular activity.

### Request

Operation	Insert
HTTP Method	POST
URI	<code>http://&lt;hostname&gt;/odata/v2/ContinuousFeedback?\$format=json</code>

Headers

Authorization: Basic <Base 64 encoded ("user@company:password")>

Payload

#### Sample Code

```
{
  "requestText": "Please provide
your feedback.",
  "requesterId": "cgrant1",
  "subjectUserId": "cgrant1",
  "requesteeId": "mhoff1",
  "requestedForActivityId":
"127764"
}
```

## Response

#### Sample Code

```
{
  "d": {
    "__metadata": {
      "uri": "https://<Hostname>/odata/v2/
ContinuousFeedbackRequest('131603')",
      "type": "SFOData.ContinuousFeedbackRequest"
    },
    "requestText": "Please provide your feedback.",
    "requesterId": "cgrant1",
    "subjectUserId": "cgrant1",
    "requesteeId": "mhoff1",
    "requestedForActivityId": "127764"
  }
}
```

## Use Case 5: Request feedback for a Continuous Performance Management achievement

You can use this entity to request feedback on a particular achievement.

### Request

Operation	Insert
HTTP Method	POST
URI	http://<hostname>/odata/v2/ ContinuousFeedback?\$format=json
Headers	Authorization: Basic <Base 64 encoded ("user@company:password")>

Payload

#### Sample Code

```
{
  "requestText": "Please provide
your feedback.",
  "requesterId": "cgrant1",
  "subjectUserId": "cgrant1",
  "requesteeId": "mhoff1",
  "requestedForAchievementId":
"1143"
}
```

## Response

#### Sample Code

```
{
  "d": {
    "__metadata": {
      "uri": "https://<Hostname>/odata/v2/
ContinuousFeedbackRequest('131602')",
      "type": "SFOData.ContinuousFeedbackRequest"
    },
    "requestText": "Please provide your feedback.",
    "requesterId": "cgrant1",
    "subjectUserId": "cgrant1",
    "requesteeId": "mhoff1",
    "requestedForAchievementId": "1143"
  }
}
```

## 9.10.3.12 AchievementGoalDetail

Use this entity to view or update achievement and performance goal details.

### ⚠ Caution

The OData API in this section isn't supported in the latest version (2H 2020) of Continuous Performance Management (CPM). Integration with this OData API, or APIs used for solution extensions, isn't supported and will cause existing integration points to break. The latest version of CPM is opt-in through the Upgrade Center. Once the upgrade is enabled, you can NOT revert to a previous version.

## Operations Allowed

Operation	Description
GET	Query an entity.

Operation	Description
POST	Add a record.
PUT	Update a record.
DELETE	Delete a record.

## Properties

You can get detailed information about the entity properties from the OData API dictionary or by exposing the entity metadata. Use the following query `https://<hostname>/odata/v2/Entity('<Your Entity')?&format=json`.

## Use Cases

### Use Case 1: Get entities from AchievementGoalDetail

Request Information

Operation	GET
URI	<code>http://&lt;Hostname&gt;/odata/v2/AchievementGoalDetail</code>
Headers	Authorization: Basic <Base 64 encoded ("user@company:password")>

### Response

#### Sample Code

```
{
  "d": {
    "results": [
      {
        "Achievement_achievementId": "string",
        "createdBy": "Unknown Type: string,null",
        "createdDateTime": "/Date(1492098664000)/",
        "externalCode": "string",
        "goalId": "Unknown Type: string,null",
        "lastModifiedBy": "Unknown Type: string,null",
        "lastModifiedDateTime": "/Date(1492098664000)/",
        "mdfSystemRecordStatus": "Unknown Type: string,null",
        "snapshot": "Unknown Type: boolean,null"
      }
    ]
  }
}
```

**Error Value** Example value

## Sample Code

```
{
  "error": {
    "code": "string",
    "message": "string",
    "target": "string",
    "details": [
      {
        "code": "string",
        "message": "string",
        "target": "string"
      }
    ],
    "innererror": {}
  }
}
```

## Use Case 2: Add a new entity to AchievementGoalDetail

### Request Information

Operation	POST
URI	http://<Hostname>/odata/v2/ AchievementGoalDetail
Headers	Authorization: Basic <Base 64 encoded ("user@com- pany:password")>
Payload	

## Sample Code

```
{
  "Achievement_achievementId":
  "string",
  "createdBy": "Unknown Type:
string,null",
  "createdDateTime": "/
Date(1492098664000)/",
  "externalCode": "string",
  "goalId": "Unknown Type:
string,null",
  "lastModifiedBy": "Unknown Type:
string,null",
  "lastModifiedDateTime": "/
Date(1492098664000)/",
  "mdfSystemRecordStatus": "Unknown
Type: string,null",
  "snapshot": "Unknown Type:
boolean,null"
}
```

## Response

## Sample Code

```
{
  "d": {
    "Achievement_achievementId": "string",
    "createdBy": "Unknown Type: string,null",
    "createdDateTime": "/Date(1492098664000)/",

```



```

    "externalCode": "string",
    "goalId": "Unknown Type: string,null",
    "lastModifiedBy": "Unknown Type: string,null",
    "lastModifiedDate": "/Date(1492098664000)/",
    "mdfSystemRecordStatus": "Unknown Type: string,null",
    "snapshot": "Unknown Type: boolean,null"
  }
}

```

#### Error Example value

#### Sample Code

```

{
  "error": {
    "code": "string",
    "message": "string",
    "target": "string",
    "details": [
      {
        "code": "string",
        "message": "string",
        "target": "string"
      }
    ],
    "innererror": {}
  }
}

```

#### Use Case 3: Get entity from AchievementGoalDetail by key

##### Request Information

Operation	GET
URI	http://<Hostname>/odata/v2/ AchievementGoalDetail(Achievement_achievementId={Achievement_achievementId},externalCode={externalCode})
Headers	Authorization: Basic <Base 64 encoded ("user@company:password")>

##### Response

#### Sample Code

```

{
  "d": {
    "Achievement_achievementId": "string",
    "createdBy": "Unknown Type: string,null",
    "createdDate": "/Date(1492098664000)/",
    "externalCode": "string",
    "goalId": "Unknown Type: string,null",
    "lastModifiedBy": "Unknown Type: string,null",
    "lastModifiedDate": "/Date(1492098664000)/",
    "mdfSystemRecordStatus": "Unknown Type: string,null",
    "snapshot": "Unknown Type: boolean,null"
  }
}

```

## Error Example value

### Sample Code

```
{
  "error": {
    "code": "string",
    "message": "string",
    "target": "string",
    "details": [
      {
        "code": "string",
        "message": "string",
        "target": "string"
      }
    ],
    "innererror": {}
  }
}
```

## Use Case 4: Update entity in AchievementGoalDetail

### Request Information

Operation	PUT
URI	http://<Hostname>/odata/v2/ AchievementGoalDetail(Achievement_achievementId={Achievement_achievementId},externalCode={externalCode})
Headers	Authorization: Basic <Base 64 encoded ("user@company:password")>
Payload	

### Sample Code

```
{
  "d": {
    "Achievement_achievementId":
    "string",
    "createdBy": "Unknown Type:
    string,null",
    "createdDateTime": "/
    Date(1492098664000)/",
    "externalCode": "string",
    "goalId": "Unknown Type:
    string,null",
    "lastModifiedBy": "Unknown Type:
    string,null",
    "lastModifiedDateTime": "/
    Date(1492098664000)/",
    "mdfSystemRecordStatus":
    "Unknown Type: string,null",
    "snapshot": "Unknown Type:
    boolean,null"
  }
}
```

## Response

### Success

## Error Example value

### Sample Code

```
{
  "error": {
    "code": "string",
    "message": "string",
    "target": "string",
    "details": [
      {
        "code": "string",
        "message": "string",
        "target": "string"
      }
    ],
    "innererror": {}
  }
}
```

## Use Case 5: Delete entity from AchievementGoalDetail

### Request Information

Operation	DELETE
URI	http://<Hostname>/odata/v2/ AchievementGoalDetail(Achievement_achievementId={Achievement_achievementId},externalCode={externalCode})
Headers	Authorization: Basic <Base 64 encoded ("user@company:password")>

### Response

#### Success

## Error Example value

### Sample Code

```
{
  "error": {
    "code": "string",
    "message": "string",
    "target": "string",
    "details": [
      {
        "code": "string",
        "message": "string",
        "target": "string"
      }
    ],
    "innererror": {}
  }
}
```

## Related Information

[SAP Business Accelerator Hub: AchievementGoalDetail](#)

### 9.10.3.13 AchievementDevGoalDetail

Use this entity to view or update achievement and development goal details.

#### ⚠ Caution

**The OData API in this section isn't supported in the latest version (2H 2020) of Continuous Performance Management (CPM).** Integration with this OData API, or APIs used for solution extensions, isn't supported and will cause existing integration points to break. The latest version of CPM is opt-in through the Upgrade Center. Once the upgrade is enabled, you can NOT revert to a previous version.

## Operations Allowed

Operation	Description
GET	Query an entity.
POST	Add a record.
PUT	Update a record.
DELETE	Delete a record.

## Properties

You can get detailed information about the entity properties from the OData API dictionary or by exposing the entity metadata. Use the following query `https://<hostname>/odata/v2/Entity('<Your Entity')?$format=json`.

## Use Cases

### Use Case 1: Get entities from AchievementDevGoalDetail

Request Information

Operation	GET
-----------	-----

URI	http://<Hostname>/odata/v2/ AchievementDevGoalDetail
Headers	Authorization: Basic <Base 64 encoded ("user@company:password")>

## Response

### Sample Code

```
{
  "d": {
    "Achievement_achievementId": "string",
    "createdBy": "Unknown Type: string,null",
    "createdDateTime": "/Date(1492098664000)/",
    "externalCode": "string",
    "goalId": "Unknown Type: string,null",
    "lastModifiedBy": "Unknown Type: string,null",
    "lastModifiedDateTime": "/Date(1492098664000)/",
    "mdfSystemRecordStatus": "Unknown Type: string,null",
    "snapshot": "Unknown Type: boolean,null"
  }
}
```

## Error Example value

### Sample Code

```
{
  "error": {
    "code": "string",
    "message": "string",
    "target": "string",
    "details": [
      {
        "code": "string",
        "message": "string",
        "target": "string"
      }
    ],
    "innererror": {}
  }
}
```

## Use Case 2: Add a new entity to AchievementDevGoalDetail

### Request Information

Operation	POST
URI	http://<Hostname>/odata/v2/ AchievementDevGoalDetail
Headers	Authorization: Basic <Base 64 encoded ("user@company:password")>

## Payload

### Sample Code

```
{
  "Achievement_achievementId":
  "string",
  "createdBy": "Unknown Type:
string,null",
  "createdDateTime": "/
Date(1492098664000)/",
  "externalCode": "string",
  "goalId": "Unknown Type:
string,null",
  "lastModifiedBy": "Unknown Type:
string,null",
  "lastModifiedDateTime": "/
Date(1492098664000)/",
  "mdfSystemRecordStatus": "Unknown
Type: string,null",
  "snapshot": "Unknown Type:
boolean,null"
}
```

## Response

### Sample Code

```
{
  "d": {
    "Achievement_achievementId": "string",
    "createdBy": "Unknown Type: string,null",
    "createdDateTime": "/Date(1492098664000)/",
    "externalCode": "string",
    "goalId": "Unknown Type: string,null",
    "lastModifiedBy": "Unknown Type: string,null",
    "lastModifiedDateTime": "/Date(1492098664000)/",
    "mdfSystemRecordStatus": "Unknown Type: string,null",
    "snapshot": "Unknown Type: boolean,null"
  }
}
```

## Error Example value

### Sample Code

```
{
  "error": {
    "code": "string",
    "message": "string",
    "target": "string",
    "details": [
      {
        "code": "string",
        "message": "string",
        "target": "string"
      }
    ],
    "innererror": {}
  }
}
```

### Use Case 3: Get entity from AchievementDevGoalDetail by key

#### Request Information

Operation	GET
URI	http://<Hostname>/odata/v2/ AchievementDevGoalDetail(Achievement_achievementId={Achievement_achievementId},externalCode={externalCode})
Headers	Authorization: Basic <Base 64 encoded ("user@company:password")>

#### Response

##### Sample Code

```
{
  "d": {
    "Achievement_achievementId": "string",
    "createdBy": "Unknown Type: string,null",
    "createdDateTime": "/Date(1492098664000)/",
    "externalCode": "string",
    "goalId": "Unknown Type: string,null",
    "lastModifiedBy": "Unknown Type: string,null",
    "lastModifiedDateTime": "/Date(1492098664000)/",
    "mdfSystemRecordStatus": "Unknown Type: string,null",
    "snapshot": "Unknown Type: boolean,null"
  }
}
```

#### Error Example value

##### Sample Code

```
{
  "error": {
    "code": "string",
    "message": "string",
    "target": "string",
    "details": [
      {
        "code": "string",
        "message": "string",
        "target": "string"
      }
    ],
    "innererror": {}
  }
}
```

### Use Case 4: Update entity in AchievementDevGoalDetail

#### Request Information

Operation	PUT
-----------	-----

URI	http://<Hostname>/odata/v2/ AchievementDevGoalDetail(Achievement_achievementId={Achievement_achievementId},externalCode={externalCode})
Headers	Authorization: Basic <Base 64 encoded ("user@company:password")>
Payload	

#### Sample Code

```
{
  "d": {
    "Achievement_achievementId":
    "string",
    "createdBy": "Unknown Type:
    string,null",
    "createdDateTime": "/"
    Date(1492098664000)/",
    "externalCode": "string",
    "goalId": "Unknown Type:
    string,null",
    "lastModifiedBy": "Unknown Type:
    string,null",
    "lastModifiedDateTime": "/"
    Date(1492098664000)/",
    "mdfSystemRecordStatus":
    "Unknown Type: string,null",
    "snapshot": "Unknown Type:
    boolean,null"
  }
}
```

## Response

*Success*

**Error** Example value

#### Sample Code

```
{
  "error": {
    "code": "string",
    "message": "string",
    "target": "string",
    "details": [
      {
        "code": "string",
        "message": "string",
        "target": "string"
      }
    ],
    "innererror": {}
  }
}
```

## Use Case 5: Delete entity from AchievementDevGoalDetail



## Request Information

Operation	DELETE
URI	http://<Hostname>/odata/v2/ AchievementDevGoalDetail(Achievement_achievementId={Achievement_achievementId},externalCode={externalCode})
Headers	Authorization: Basic <Base 64 encoded ("user@company:password")>

## Response

### Success

### Error Example value

#### Sample Code

```
{
  "error": {
    "code": "string",
    "message": "string",
    "target": "string",
    "details": [
      {
        "code": "string",
        "message": "string",
        "target": "string"
      }
    ],
    "innererror": {}
  }
}
```

## Related Information

[SAP Business Accelerator Hub: AchievementDevGoalDetail](#)

### 9.10.3.14 ActivityStatus

Use this entity to view, update, or delete the activity status for Continuous Performance Management.

#### ⚠ Caution

**The OData API in this section isn't supported in the latest version (2H 2020) of Continuous Performance Management (CPM).** Integration with this OData API, or APIs used for solution extensions, isn't supported and will cause existing integration points to break. The latest version of CPM is opt-in through the Upgrade Center. Once the upgrade is enabled, you can NOT revert to a previous version.

## Operations Allowed

Operation	Description
GET	Query an entity.
POST	Add a record.
PUT	Update a record.
DELETE	Delete a record.

## Properties

You can get detailed information about the entity properties from the OData API dictionary or by exposing the entity metadata. Use the following query `https://<hostname>/odata/v2/Entity('<Your Entity')?$format=json`.

## Use Cases

### Use Case 1: Get entities from ActivityStatus

Request Information

Operation	GET
URI	<code>http://&lt;Hostname&gt;/odata/v2/ActivityStatus</code>
Headers	Authorization: Basic <Base 64 encoded ("user@company:password")>

### Response

#### Sample Code

```
{
  "d": {
    "results": [
      {
        "activityStatusId": "string",
        "colorRGBCode": "Unknown Type: string,null",
        "createAchievement": "Unknown Type: boolean,null",
        "createdBy": "Unknown Type: string,null",
        "createdDate": "/Date(1492098664000)/",
        "createdDateTime": "/Date(1492098664000)/",
        "defaultStatus": "Unknown Type: boolean,null",
        "deleted": "Unknown Type: boolean,null",
        "description_de_DE": "Unknown Type: string,null",
        "description_defaultValue": "Unknown Type: string,null",
        "description_en_GB": "Unknown Type: string,null",
        "description_en_US": "Unknown Type: string,null",
      }
    ]
  }
}
```

```

"description_es_ES": "Unknown Type: string,null",
"description_fr_FR": "Unknown Type: string,null",
"description_ja_JP": "Unknown Type: string,null",
"description_ko_KR": "Unknown Type: string,null",
"description_localized": "Unknown Type: string,null",
"description_nl_NL": "Unknown Type: string,null",
"description_pt_BR": "Unknown Type: string,null",
"description_pt_PT": "Unknown Type: string,null",
"description_ru_RU": "Unknown Type: string,null",
"description_zh_CN": "Unknown Type: string,null",
"description_zh_TW": "Unknown Type: string,null",
"iconName": "Unknown Type: string,null",
"lastModifiedBy": "Unknown Type: string,null",
"lastModifiedDate": "/Date(1492098664000)/",
"lastModifiedDateTime": "/Date(1492098664000)/",
"lastModifiedDateWithTZ": "/Date(1492098664000)/",
"mdfSystemEffectiveEndDate": "/Date(1492098664000)/",
"mdfSystemEffectiveStartDate": "/Date(1492098664000)/",
"mdfSystemEntityId": "Unknown Type: string,null",
"mdfSystemObjectType": "Unknown Type: string,null",
"mdfSystemRecordId": "Unknown Type: string,null",
"mdfSystemRecordStatus": "Unknown Type: string,null",
"mdfSystemStatus": "Unknown Type: string,null",
"mdfSystemTransactionSequence": "Unknown Type: string,null",
"mdfSystemVersionId": "Unknown Type: string,null",
"priority": "Unknown Type: string,null",
"removeActivityFromMeeting": "Unknown Type: boolean,null",
"snapshot": "Unknown Type: boolean,null",
"statusName_de_DE": "Unknown Type: string,null",
"statusName_defaultValue": "Unknown Type: string,null",
"statusName_en_GB": "Unknown Type: string,null",
"statusName_en_US": "Unknown Type: string,null",
"statusName_es_ES": "Unknown Type: string,null",
"statusName_fr_FR": "Unknown Type: string,null",
"statusName_ja_JP": "Unknown Type: string,null",
"statusName_ko_KR": "Unknown Type: string,null",
"statusName_localized": "Unknown Type: string,null",
"statusName_nl_NL": "Unknown Type: string,null",
"statusName_pt_BR": "Unknown Type: string,null",
"statusName_pt_PT": "Unknown Type: string,null",
"statusName_ru_RU": "Unknown Type: string,null",
"statusName_zh_CN": "Unknown Type: string,null",
"statusName_zh_TW": "Unknown Type: string,null"
}
]
}
}

```

## Error Value Example value

### Sample Code

```

{
  "error": {
    "code": "string",
    "message": "string",
    "target": "string",
    "details": [
      {
        "code": "string",
        "message": "string",
        "target": "string"
      }
    ],
    "innererror": {}
  }
}

```

```
}
```

## Use Case 2: Add a new entity to ActivityStatus

Request Information

Operation	POST
URI	<code>http://&lt;Hostname&gt;/odata/v2/ActivityStatus</code>
Headers	Authorization: Basic <Base 64 encoded ("user@company:password")>

## Sample Code

```

{
  "activityStatusId": "string",
  "colorRGBCode": "Unknown Type:
string,null",
  "createAchievement": "Unknown
Type: boolean,null",
  "createdBy": "Unknown Type:
string,null",
  "createdDate": "/"
Date(1492098664000)/",
  "createdDateTime": "/"
Date(1492098664000)/",
  "defaultStatus": "Unknown Type:
boolean,null",
  "deleted": "Unknown Type:
boolean,null",
  "description_de_DE": "Unknown
Type: string,null",
  "description_defaultValue":
"Unknown Type: string,null",
  "description_en_GB": "Unknown
Type: string,null",
  "description_en_US": "Unknown
Type: string,null",
  "description_es_ES": "Unknown
Type: string,null",
  "description_fr_FR": "Unknown
Type: string,null",
  "description_ja_JP": "Unknown
Type: string,null",
  "description_ko_KR": "Unknown
Type: string,null",
  "description_localized": "Unknown
Type: string,null",
  "description_nl_NL": "Unknown
Type: string,null",
  "description_pt_BR": "Unknown
Type: string,null",
  "description_pt_PT": "Unknown
Type: string,null",
  "description_ru_RU": "Unknown
Type: string,null",
  "description_zh_CN": "Unknown
Type: string,null",
  "description_zh_TW": "Unknown
Type: string,null",
  "iconName": "Unknown Type:
string,null",
  "lastModifiedBy": "Unknown Type:
string,null",
  "lastModifiedDate": "/"
Date(1492098664000)/",
  "lastModifiedDateTime": "/"
Date(1492098664000)/",
  "lastModifiedDateWithTZ": "/"
Date(1492098664000)/",
  "mdfSystemEffectiveEndDate": "/"
Date(1492098664000)/",
  "mdfSystemEffectiveStartDate": "/"
Date(1492098664000)/",
  "mdfSystemEntityId": "Unknown
Type: string,null",

```

```

    "mdfSystemObjectType": "Unknown
Type: string,null",
    "mdfSystemRecordId": "Unknown
Type: string,null",
    "mdfSystemRecordStatus": "Unknown
Type: string,null",
    "mdfSystemStatus": "Unknown Type:
string,null",
    "mdfSystemTransactionSequence":
"Unknown Type: string,null",
    "mdfSystemVersionId": "Unknown
Type: string,null",
    "priority": "Unknown Type:
string,null",
    "removeActivityFromMeeting":
"Unknown Type: boolean,null",
    "snapshot": "Unknown Type:
boolean,null",
    "statusName_de_DE": "Unknown Type:
string,null",
    "statusName_defaultValue":
"Unknown Type: string,null",
    "statusName_en_GB": "Unknown Type:
string,null",
    "statusName_en_US": "Unknown Type:
string,null",
    "statusName_es_ES": "Unknown Type:
string,null",
    "statusName_fr_FR": "Unknown Type:
string,null",
    "statusName_ja_JP": "Unknown Type:
string,null",
    "statusName_ko_KR": "Unknown Type:
string,null",
    "statusName_localized": "Unknown
Type: string,null",
    "statusName_nl_NL": "Unknown Type:
string,null",
    "statusName_pt_BR": "Unknown Type:
string,null",
    "statusName_pt_PT": "Unknown Type:
string,null",
    "statusName_ru_RU": "Unknown Type:
string,null",
    "statusName_zh_CN": "Unknown Type:
string,null",
    "statusName_zh_TW": "Unknown Type:
string,null"
}

```

## Response

### Sample Code

```

{
  "d": {
    "activityStatusId": "string",
    "colorRGBCode": "Unknown Type: string,null",
    "createAchievement": "Unknown Type: boolean,null",
    "createdBy": "Unknown Type: string,null",
    "createdDate": "/Date(1492098664000)/",
    "createdDateTime": "/Date(1492098664000)/",
    "defaultStatus": "Unknown Type: boolean,null",
    "deleted": "Unknown Type: boolean,null",

```

```

"description_de_DE": "Unknown Type: string,null",
"description_defaultValue": "Unknown Type: string,null",
"description_en_GB": "Unknown Type: string,null",
"description_en_US": "Unknown Type: string,null",
"description_es_ES": "Unknown Type: string,null",
"description_fr_FR": "Unknown Type: string,null",
"description_ja_JP": "Unknown Type: string,null",
"description_ko_KR": "Unknown Type: string,null",
"description_localized": "Unknown Type: string,null",
"description_nl_NL": "Unknown Type: string,null",
"description_pt_BR": "Unknown Type: string,null",
"description_pt_PT": "Unknown Type: string,null",
"description_ru_RU": "Unknown Type: string,null",
"description_zh_CN": "Unknown Type: string,null",
"description_zh_TW": "Unknown Type: string,null",
"iconName": "Unknown Type: string,null",
"lastModifiedBy": "Unknown Type: string,null",
"lastModifiedDate": "/Date(1492098664000)/",
"lastModifiedDateTime": "/Date(1492098664000)/",
"lastModifiedDateWithTZ": "/Date(1492098664000)/",
"mdfSystemEffectiveEndDate": "/Date(1492098664000)/",
"mdfSystemEffectiveStartDate": "/Date(1492098664000)/",
"mdfSystemEntityId": "Unknown Type: string,null",
"mdfSystemObjectType": "Unknown Type: string,null",
"mdfSystemRecordId": "Unknown Type: string,null",
"mdfSystemRecordStatus": "Unknown Type: string,null",
"mdfSystemStatus": "Unknown Type: string,null",
"mdfSystemTransactionSequence": "Unknown Type: string,null",
"mdfSystemVersionId": "Unknown Type: string,null",
"priority": "Unknown Type: string,null",
"removeActivityFromMeeting": "Unknown Type: boolean,null",
"snapshot": "Unknown Type: boolean,null",
"statusName_de_DE": "Unknown Type: string,null",
"statusName_defaultValue": "Unknown Type: string,null",
"statusName_en_GB": "Unknown Type: string,null",
"statusName_en_US": "Unknown Type: string,null",
"statusName_es_ES": "Unknown Type: string,null",
"statusName_fr_FR": "Unknown Type: string,null",
"statusName_ja_JP": "Unknown Type: string,null",
"statusName_ko_KR": "Unknown Type: string,null",
"statusName_localized": "Unknown Type: string,null",
"statusName_nl_NL": "Unknown Type: string,null",
"statusName_pt_BR": "Unknown Type: string,null",
"statusName_pt_PT": "Unknown Type: string,null",
"statusName_ru_RU": "Unknown Type: string,null",
"statusName_zh_CN": "Unknown Type: string,null",
"statusName_zh_TW": "Unknown Type: string,null"
}
}

```

#### Error Example value

#### Sample Code

```

{
  "error": {
    "code": "string",
    "message": "string",
    "target": "string",
    "details": [
      {
        "code": "string",
        "message": "string",
        "target": "string"
      }
    ]
  }
},

```

```

    "innererror": {}
  }
}

```

### Use Case 3: Get entity from ActivityStatus by key

#### Request Information

Operation	GET
URI	http://<Hostname>/odata/v2/ ActivityStatus('{activityStatusId}')
Headers	Authorization: Basic <Base 64 encoded ("user@company:password")>

#### Response

##### Sample Code

```

{
  "d": {
    "activityStatusId": "string",
    "colorRGBCode": "Unknown Type: string,null",
    "createAchievement": "Unknown Type: boolean,null",
    "createdBy": "Unknown Type: string,null",
    "createdDate": "/Date(1492098664000)/",
    "createdDateTime": "/Date(1492098664000)/",
    "defaultStatus": "Unknown Type: boolean,null",
    "deleted": "Unknown Type: boolean,null",
    "description_de_DE": "Unknown Type: string,null",
    "description_defaultValue": "Unknown Type: string,null",
    "description_en_GB": "Unknown Type: string,null",
    "description_en_US": "Unknown Type: string,null",
    "description_es_ES": "Unknown Type: string,null",
    "description_fr_FR": "Unknown Type: string,null",
    "description_ja_JP": "Unknown Type: string,null",
    "description_ko_KR": "Unknown Type: string,null",
    "description_localized": "Unknown Type: string,null",
    "description_nl_NL": "Unknown Type: string,null",
    "description_pt_BR": "Unknown Type: string,null",
    "description_pt_PT": "Unknown Type: string,null",
    "description_ru_RU": "Unknown Type: string,null",
    "description_zh_CN": "Unknown Type: string,null",
    "description_zh_TW": "Unknown Type: string,null",
    "iconName": "Unknown Type: string,null",
    "lastModifiedBy": "Unknown Type: string,null",
    "lastModifiedDate": "/Date(1492098664000)/",
    "lastModifiedDateTime": "/Date(1492098664000)/",
    "lastModifiedDateWithTZ": "/Date(1492098664000)/",
    "mdfSystemEffectiveEndDate": "/Date(1492098664000)/",
    "mdfSystemEffectiveStartDate": "/Date(1492098664000)/",
    "mdfSystemEntityId": "Unknown Type: string,null",
    "mdfSystemObjectType": "Unknown Type: string,null",
    "mdfSystemRecordId": "Unknown Type: string,null",
    "mdfSystemRecordStatus": "Unknown Type: string,null",
    "mdfSystemStatus": "Unknown Type: string,null",
    "mdfSystemTransactionSequence": "Unknown Type: string,null",
    "mdfSystemVersionId": "Unknown Type: string,null",
    "priority": "Unknown Type: string,null",
    "removeActivityFromMeeting": "Unknown Type: boolean,null",
    "snapshot": "Unknown Type: boolean,null",
    "statusName_de_DE": "Unknown Type: string,null",
    "statusName_defaultValue": "Unknown Type: string,null",
    "statusName_en_GB": "Unknown Type: string,null",
  }
}

```



```

"statusName_en_US": "Unknown Type: string,null",
"statusName_es_ES": "Unknown Type: string,null",
"statusName_fr_FR": "Unknown Type: string,null",
"statusName_ja_JP": "Unknown Type: string,null",
"statusName_ko_KR": "Unknown Type: string,null",
"statusName_localized": "Unknown Type: string,null",
"statusName_nl_NL": "Unknown Type: string,null",
"statusName_pt_BR": "Unknown Type: string,null",
"statusName_pt_PT": "Unknown Type: string,null",
"statusName_ru_RU": "Unknown Type: string,null",
"statusName_zh_CN": "Unknown Type: string,null",
"statusName_zh_TW": "Unknown Type: string,null"
}
}

```

#### Error Example value

#### Sample Code

```

{
  "error": {
    "code": "string",
    "message": "string",
    "target": "string",
    "details": [
      {
        "code": "string",
        "message": "string",
        "target": "string"
      }
    ],
    "innererror": {}
  }
}

```

#### Use Case 4: Update entity in ActivityStatus

##### Request Information

Operation	PUT
URI	http://<Hostname>/odata/v2/ ActivityStatus('{activityStatusId}')
Headers	Authorization: Basic <Base 64 encoded ("user@com- pany:password")>

## Sample Code

```
{
  "d": {
    "activityStatusId": "string",
    "colorRGBCode": "Unknown Type:
string,null",
    "createAchievement": "Unknown
Type: boolean,null",
    "createdBy": "Unknown Type:
string,null",
    "createdDate": "/"
Date(1492098664000)/",
    "createdDateTime": "/"
Date(1492098664000)/",
    "defaultStatus": "Unknown Type:
boolean,null",
    "deleted": "Unknown Type:
boolean,null",
    "description_de_DE": "Unknown
Type: string,null",
    "description_defaultValue":
"Unknown Type: string,null",
    "description_en_GB": "Unknown
Type: string,null",
    "description_en_US": "Unknown
Type: string,null",
    "description_es_ES": "Unknown
Type: string,null",
    "description_fr_FR": "Unknown
Type: string,null",
    "description_ja_JP": "Unknown
Type: string,null",
    "description_ko_KR": "Unknown
Type: string,null",
    "description_localized":
"Unknown Type: string,null",
    "description_nl_NL": "Unknown
Type: string,null",
    "description_pt_BR": "Unknown
Type: string,null",
    "description_pt_PT": "Unknown
Type: string,null",
    "description_ru_RU": "Unknown
Type: string,null",
    "description_zh_CN": "Unknown
Type: string,null",
    "description_zh_TW": "Unknown
Type: string,null",
    "iconName": "Unknown Type:
string,null",
    "lastModifiedBy": "Unknown Type:
string,null",
    "lastModifiedDate": "/"
Date(1492098664000)/",
    "lastModifiedDateTime": "/"
Date(1492098664000)/",
    "lastModifiedDateWithTZ": "/"
Date(1492098664000)/",
    "mdfSystemEffectiveEndDate": "/"
Date(1492098664000)/",
    "mdfSystemEffectiveStartDate": "/"
Date(1492098664000)/",
```

```

    "mdfSystemEntityId": "Unknown
Type: string,null",
    "mdfSystemObjectType": "Unknown
Type: string,null",
    "mdfSystemRecordId": "Unknown
Type: string,null",
    "mdfSystemRecordStatus":
"Unknown Type: string,null",
    "mdfSystemStatus": "Unknown
Type: string,null",
    "mdfSystemTransactionSequence":
"Unknown Type: string,null",
    "mdfSystemVersionId": "Unknown
Type: string,null",
    "priority": "Unknown Type:
string,null",
    "removeActivityFromMeeting":
"Unknown Type: boolean,null",
    "snapshot": "Unknown Type:
boolean,null",
    "statusName_de_DE": "Unknown
Type: string,null",
    "statusName_defaultValue":
"Unknown Type: string,null",
    "statusName_en_GB": "Unknown
Type: string,null",
    "statusName_en_US": "Unknown
Type: string,null",
    "statusName_es_ES": "Unknown
Type: string,null",
    "statusName_fr_FR": "Unknown
Type: string,null",
    "statusName_ja_JP": "Unknown
Type: string,null",
    "statusName_ko_KR": "Unknown
Type: string,null",
    "statusName_localized": "Unknown
Type: string,null",
    "statusName_nl_NL": "Unknown
Type: string,null",
    "statusName_pt_BR": "Unknown
Type: string,null",
    "statusName_pt_PT": "Unknown
Type: string,null",
    "statusName_ru_RU": "Unknown
Type: string,null",
    "statusName_zh_CN": "Unknown
Type: string,null",
    "statusName_zh_TW": "Unknown
Type: string,null"
}
}

```

## Response

*Success*

**Error** Example value

### Sample Code

```

{
  "error": {
    "code": "string",

```

```

    "message": "string",
    "target": "string",
    "details": [
      {
        "code": "string",
        "message": "string",
        "target": "string"
      }
    ],
    "innererror": {}
  }
}

```

## Use Case 5: Delete entity from ActivityStatus

### Request Information

Operation	DELETE
URI	http://<Hostname>/odata/v2/ ActivityStatus('{activityStatusId}')
Headers	Authorization: Basic <Base 64 encoded ("user@com- pany:password")>

### Response

*Success*

### Error Example value

#### Sample Code

```

{
  "error": {
    "code": "string",
    "message": "string",
    "target": "string",
    "details": [
      {
        "code": "string",
        "message": "string",
        "target": "string"
      }
    ],
    "innererror": {}
  }
}

```

## Related Information

[SAP Business Accelerator Hub: ActivityStatus](#)

## 9.10.3.15 FeedbackFlag

Use this entity to view, update, or delete the feedback comments with flags for importance for Continuous Performance Management.

### ⚠ Caution

The OData API in this section isn't supported in the latest version (2H 2020) of Continuous Performance Management (CPM). Integration with this OData API, or APIs used for solution extensions, isn't supported and will cause existing integration points to break. The latest version of CPM is opt-in through the Upgrade Center. Once the upgrade is enabled, you can NOT revert to a previous version.

## Operations Allowed

Operation	Description
GET	Query an entity.
POST	Add a record.
PUT	Update a record.
DELETE	Delete a record.

## Properties

You can get detailed information about the entity properties from the OData API dictionary or by exposing the entity metadata. Use the following query `https://<hostname>/odata/v2/Entity('<Your Entity')?$format=json`.

## Use Cases

### Use Case 1: Get entities from FeedbackFlag

Request Information

Operation	GET
URI	<code>http://&lt;Hostname&gt;/odata/v2/FeedbackFlag</code>
Headers	Authorization: Basic <Base 64 encoded ("user@company:password")>

## Response

## Sample Code

```
{
  "d": {
    "results": [
      {
        "color": "Unknown Type: string,null",
        "createdBy": "Unknown Type: string,null",
        "createdDate": "/Date(1492098664000)/",
        "createdDateTime": "/Date(1492098664000)/",
        "feedbackFlagId": "string",
        "flagName_de_DE": "Unknown Type: string,null",
        "flagName_defaultValue": "Unknown Type: string,null",
        "flagName_en_GB": "Unknown Type: string,null",
        "flagName_en_US": "Unknown Type: string,null",
        "flagName_es_ES": "Unknown Type: string,null",
        "flagName_fr_FR": "Unknown Type: string,null",
        "flagName_ja_JP": "Unknown Type: string,null",
        "flagName_ko_KR": "Unknown Type: string,null",
        "flagName_localized": "Unknown Type: string,null",
        "flagName_nl_NL": "Unknown Type: string,null",
        "flagName_pt_BR": "Unknown Type: string,null",
        "flagName_pt_PT": "Unknown Type: string,null",
        "flagName_ru_RU": "Unknown Type: string,null",
        "flagName_zh_CN": "Unknown Type: string,null",
        "flagName_zh_TW": "Unknown Type: string,null",
        "icon": "Unknown Type: string,null",
        "lastModifiedBy": "Unknown Type: string,null",
        "lastModifiedDate": "/Date(1492098664000)/",
        "lastModifiedDateTime": "/Date(1492098664000)/",
        "lastModifiedDateWithTZ": "/Date(1492098664000)/",
        "mdfSystemEffectiveEndDate": "/Date(1492098664000)/",
        "mdfSystemEffectiveStartDate": "/Date(1492098664000)/",
        "mdfSystemEntityId": "Unknown Type: string,null",
        "mdfSystemObjectType": "Unknown Type: string,null",
        "mdfSystemRecordId": "Unknown Type: string,null",
        "mdfSystemRecordStatus": "Unknown Type: string,null",
        "mdfSystemStatus": "Unknown Type: string,null",
        "mdfSystemTransactionSequence": "Unknown Type: string,null",
        "mdfSystemVersionId": "Unknown Type: string,null"
      }
    ]
  }
}
```

## Error Value Example value

### Sample Code

```
{
  "error": {
    "code": "string",
    "message": "string",
    "target": "string",
    "details": [
      {
        "code": "string",
        "message": "string",
        "target": "string"
      }
    ],
    "innererror": {}
  }
}
```

```
}
```

## Use Case 2: Add a new entity to FeedbackFlag

Request Information

Operation	POST
URI	<code>http://&lt;Hostname&gt;/odata/v2/FeedbackFlag</code>
Headers	Authorization: Basic <Base 64 encoded ("user@company:password")>

## Sample Code

```

{
  "color": "Unknown Type:
string,null",
  "createdBy": "Unknown Type:
string,null",
  "createdDate": "/
Date(1492098664000)/",
  "createdDateTime": "/
Date(1492098664000)/",
  "feedbackFlagId": "string",
  "flagName_de_DE": "Unknown Type:
string,null",
  "flagName_defaultValue": "Unknown
Type: string,null",
  "flagName_en_GB": "Unknown Type:
string,null",
  "flagName_en_US": "Unknown Type:
string,null",
  "flagName_es_ES": "Unknown Type:
string,null",
  "flagName_fr_FR": "Unknown Type:
string,null",
  "flagName_ja_JP": "Unknown Type:
string,null",
  "flagName_ko_KR": "Unknown Type:
string,null",
  "flagName_localized": "Unknown
Type: string,null",
  "flagName_nl_NL": "Unknown Type:
string,null",
  "flagName_pt_BR": "Unknown Type:
string,null",
  "flagName_pt_PT": "Unknown Type:
string,null",
  "flagName_ru_RU": "Unknown Type:
string,null",
  "flagName_zh_CN": "Unknown Type:
string,null",
  "flagName_zh_TW": "Unknown Type:
string,null",
  "icon": "Unknown Type:
string,null",
  "lastModifiedBy": "Unknown Type:
string,null",
  "lastModifiedDate": "/
Date(1492098664000)/",
  "lastModifiedDateTime": "/
Date(1492098664000)/",
  "lastModifiedDateWithTZ": "/
Date(1492098664000)/",
  "mdfSystemEffectiveEndDate": "/
Date(1492098664000)/",
  "mdfSystemEffectiveStartDate": "/
Date(1492098664000)/",
  "mdfSystemEntityId": "Unknown
Type: string,null",
  "mdfSystemObjectType": "Unknown
Type: string,null",
  "mdfSystemRecordId": "Unknown
Type: string,null",
  "mdfSystemRecordStatus": "Unknown
Type: string,null",

```



```

    "mdfSystemStatus": "Unknown Type:
string,null",
    "mdfSystemTransactionSequence":
"Unknown Type: string,null",
    "mdfSystemVersionId": "Unknown
Type: string,null"
}

```

## Response

### Sample Code

```

{
  "d": {
    "color": "Unknown Type: string,null",
    "createdBy": "Unknown Type: string,null",
    "createdDate": "/Date(1492098664000)/",
    "createdDateTime": "/Date(1492098664000)/",
    "feedbackFlagId": "string",
    "flagName_de_DE": "Unknown Type: string,null",
    "flagName_defaultValue": "Unknown Type: string,null",
    "flagName_en_GB": "Unknown Type: string,null",
    "flagName_en_US": "Unknown Type: string,null",
    "flagName_es_ES": "Unknown Type: string,null",
    "flagName_fr_FR": "Unknown Type: string,null",
    "flagName_ja_JP": "Unknown Type: string,null",
    "flagName_ko_KR": "Unknown Type: string,null",
    "flagName_localized": "Unknown Type: string,null",
    "flagName_nl_NL": "Unknown Type: string,null",
    "flagName_pt_BR": "Unknown Type: string,null",
    "flagName_pt_PT": "Unknown Type: string,null",
    "flagName_ru_RU": "Unknown Type: string,null",
    "flagName_zh_CN": "Unknown Type: string,null",
    "flagName_zh_TW": "Unknown Type: string,null",
    "icon": "Unknown Type: string,null",
    "lastModifiedBy": "Unknown Type: string,null",
    "lastModifiedDate": "/Date(1492098664000)/",
    "lastModifiedDateTime": "/Date(1492098664000)/",
    "lastModifiedDateWithTZ": "/Date(1492098664000)/",
    "mdfSystemEffectiveEndDate": "/Date(1492098664000)/",
    "mdfSystemEffectiveStartDate": "/Date(1492098664000)/",
    "mdfSystemEntityId": "Unknown Type: string,null",
    "mdfSystemObjectType": "Unknown Type: string,null",
    "mdfSystemRecordId": "Unknown Type: string,null",
    "mdfSystemRecordStatus": "Unknown Type: string,null",
    "mdfSystemStatus": "Unknown Type: string,null",
    "mdfSystemTransactionSequence": "Unknown Type: string,null",
    "mdfSystemVersionId": "Unknown Type: string,null"
  }
}

```

## Error Example value

### Sample Code

```

{
  "error": {
    "code": "string",
    "message": "string",
    "target": "string",
    "details": [

```

```

    {
      "code": "string",
      "message": "string",
      "target": "string"
    }
  ],
  "innererror": {}
}
}

```

### Use Case 3: Get entity from FeedbackFlag by key

#### Request Information

Operation	GET
URI	http://<Hostname>/odata/v2/FeedbackFlag('{feedback-FlagId}')
Headers	Authorization: Basic <Base 64 encoded ("user@company:password")>

#### Response

##### Sample Code

```

{
  "d": {
    "color": "Unknown Type: string,null",
    "createdBy": "Unknown Type: string,null",
    "createdDate": "/Date(1492098664000)/",
    "createdDateTime": "/Date(1492098664000)/",
    "feedbackFlagId": "string",
    "flagName_de_DE": "Unknown Type: string,null",
    "flagName_defaultValue": "Unknown Type: string,null",
    "flagName_en_GB": "Unknown Type: string,null",
    "flagName_en_US": "Unknown Type: string,null",
    "flagName_es_ES": "Unknown Type: string,null",
    "flagName_fr_FR": "Unknown Type: string,null",
    "flagName_ja_JP": "Unknown Type: string,null",
    "flagName_ko_KR": "Unknown Type: string,null",
    "flagName_localized": "Unknown Type: string,null",
    "flagName_nl_NL": "Unknown Type: string,null",
    "flagName_pt_BR": "Unknown Type: string,null",
    "flagName_pt_PT": "Unknown Type: string,null",
    "flagName_ru_RU": "Unknown Type: string,null",
    "flagName_zh_CN": "Unknown Type: string,null",
    "flagName_zh_TW": "Unknown Type: string,null",
    "icon": "Unknown Type: string,null",
    "lastModifiedBy": "Unknown Type: string,null",
    "lastModifiedDate": "/Date(1492098664000)/",
    "lastModifiedDateTime": "/Date(1492098664000)/",
    "lastModifiedDateWithTZ": "/Date(1492098664000)/",
    "mdfSystemEffectiveEndDate": "/Date(1492098664000)/",
    "mdfSystemEffectiveStartDate": "/Date(1492098664000)/",
    "mdfSystemEntityId": "Unknown Type: string,null",
    "mdfSystemObjectType": "Unknown Type: string,null",
    "mdfSystemRecordId": "Unknown Type: string,null",
    "mdfSystemRecordStatus": "Unknown Type: string,null",
    "mdfSystemStatus": "Unknown Type: string,null",
    "mdfSystemTransactionSequence": "Unknown Type: string,null",
    "mdfSystemVersionId": "Unknown Type: string,null"
  }
}

```

## Error Example value

### Sample Code

```
{
  "error": {
    "code": "string",
    "message": "string",
    "target": "string",
    "details": [
      {
        "code": "string",
        "message": "string",
        "target": "string"
      }
    ],
    "innererror": {}
  }
}
```

## Use Case 4: Update entity in FeedbackFlag

### Request Information

Operation	PUT
URI	<code>http://&lt;Hostname&gt;/odata/v2/FeedbackFlag('{feedbackFlagId}')</code>
Headers	Authorization: Basic <Base 64 encoded ("user@company:password")>

## Sample Code

```

{
  "d": {
    "color": "Unknown Type:
string,null",
    "createdBy": "Unknown Type:
string,null",
    "createdDate": "/"
Date(1492098664000)/",
    "createdDateTime": "/"
Date(1492098664000)/",
    "feedbackFlagId": "string",
    "flagName_de_DE": "Unknown Type:
string,null",
    "flagName_defaultValue":
"Unknown Type: string,null",
    "flagName_en_GB": "Unknown Type:
string,null",
    "flagName_en_US": "Unknown Type:
string,null",
    "flagName_es_ES": "Unknown Type:
string,null",
    "flagName_fr_FR": "Unknown Type:
string,null",
    "flagName_ja_JP": "Unknown Type:
string,null",
    "flagName_ko_KR": "Unknown Type:
string,null",
    "flagName_localized": "Unknown
Type: string,null",
    "flagName_nl_NL": "Unknown Type:
string,null",
    "flagName_pt_BR": "Unknown Type:
string,null",
    "flagName_pt_PT": "Unknown Type:
string,null",
    "flagName_ru_RU": "Unknown Type:
string,null",
    "flagName_zh_CN": "Unknown Type:
string,null",
    "flagName_zh_TW": "Unknown Type:
string,null",
    "icon": "Unknown Type:
string,null",
    "lastModifiedBy": "Unknown Type:
string,null",
    "lastModifiedDate": "/"
Date(1492098664000)/",
    "lastModifiedDateTime": "/"
Date(1492098664000)/",
    "lastModifiedDateWithTZ": "/"
Date(1492098664000)/",
    "mdfSystemEffectiveEndDate": "/"
Date(1492098664000)/",
    "mdfSystemEffectiveStartDate": "/"
Date(1492098664000)/",
    "mdfSystemEntityId": "Unknown
Type: string,null",
    "mdfSystemObjectType": "Unknown
Type: string,null",
    "mdfSystemRecordId": "Unknown
Type: string,null",

```

```

    "mdfSystemRecordStatus":
    "Unknown Type: string,null",
    "mdfSystemStatus": "Unknown
Type: string,null",
    "mdfSystemTransactionSequence":
    "Unknown Type: string,null",
    "mdfSystemVersionId": "Unknown
Type: string,null"
  }
}

```

## Response

*Success*

**Error Example value**

### Sample Code

```

{
  "error": {
    "code": "string",
    "message": "string",
    "target": "string",
    "details": [
      {
        "code": "string",
        "message": "string",
        "target": "string"
      }
    ],
    "innererror": {}
  }
}

```

## Use Case 5: Delete entity from FeedbackFlag

Request Information

Operation	DELETE
URI	http://<Hostname>/odata/v2/ FeedbackFlag('{feedbackFlagId}')
Headers	Authorization: Basic <Base 64 encoded ("user@com- pany:password")>

## Response

*Success*

**Error Example value**

### Sample Code

```

{
  "error": {
    "code": "string",
    "message": "string",
    "target": "string",
    "details": [

```

```
{
  "code": "string",
  "message": "string",
  "target": "string"
},
"innererror": {}
}
```

## Related Information

[SAP Business Accelerator Hub: FeedbackFlag](#)

## 9.10.4 Workflow Entities

Talent form workflow APIs provide the ability to query and update the form workflow. Currently they support only PM v12 Acceleration forms.

### Context

Talent form workflow OData APIs enable you to:

- Query form route map details. You can query route map, route step and route step details.
- Move the form to next step (C Step, I Step and Single Step send)
- Sign form (Single Step Only)
- Reject form (Single Step Only)

### 9.10.4.1 FormRouteMap

You can use this entity to query the route map of Performance Management forms.

### Permissions

For more information on permissions, see [Workflow Entities \[page 2710\]](#).

## Supported Operations

Operation	Description
Query	Query the route map of a specific form. FormDataId is required for the query operation.

## Properties and Navigation Properties

This section lists only the properties and navigation properties that require special business logic, permission, or other additional information. For more information, refer to the API dictionary in [Admin Center](#) [API Center](#) [OData API Data Dictionary](#) or the API metadata using query: `https://<api-server>/odata/v2/<Entity>/$metadata`.

## Use Case: Query the Route Map of a Form

The following example shows how to use this entity to query the route map of a given form.

### Request

Operation	Query
HTTP Method	GET
URI	<code>http://&lt;api-server&gt;/odata/v2/FormRouteMap(formDataId=7219L)?\$format=json</code>

### Response

```
{
  "d": {
    "__metadata": {
      "uri": "https://<api-server>/odata/v2/FormRouteMap(7219L)",
      "type": "SFOData.FormRouteMap"
    },
    "formDataId": "7219",
    "routeId": -1,
    "routeName": "",
    "routeStep": {
      "__deferred": {
        "uri": "https://<api-server>/odata/v2/FormRouteMap(7219L)/routeStep"
      }
    }
  }
}
```

## Related Information

[SAP Business Accelerator Hub: Form Route Map](#)

### 9.10.4.2 FormRouteStep

You can use this entity to query the route steps details of Performance Management forms.

## Permissions

For more information on permissions, see [Workflow Entities \[page 2710\]](#).

## Supported Operations

Operation	Description
Query	Query a specific route step of a specific form. FormDataId and stepOrder are required for the query operation.

## Properties and Navigation Properties

This section lists only the properties and navigation properties that require special business logic, permission, or other additional information. For more information, refer to the API dictionary in [Admin Center](#) [API Center](#) [OData API Data Dictionary](#) or the API metadata using query: `https://<api-server>/odata/v2/<Entity>/$metadata`.

## Use Case: Query a Route Step

The following example shows how to use this entity to query a specific route step of a given form.

### Request

Operation	Query
HTTP Method	GET



URI `http://<api-server>/odata/v2/FormRouteStep(formDataId=7219L,stepOrder=0)?$format=json`

---

## Response

```
{
  "d": {
    "__metadata": {
      "uri": "https://<api-server>/odata/v2/FormRouteStep(formDataId=7219L,stepOrder=0)",
      "type": "SFOData.FormRouteStep"
    },
    "formDataId": "7219",
    "stepOrder": 0,
    "stageName": "Assessment",
    "stageType": "MODIFICATION",
    "current": true,
    "overDue": false,
    "userRole": null,
    "userFullName": null,
    "stepDescription": "",
    "dueDate": "",
    "stepName": "Istep",
    "completed": false,
    "routeSubStep": {
      "__deferred": {
        "uri": "https://<api-server>/odata/v2/FormRouteStep(formDataId=7219L,stepOrder=0)/routeSubStep"
      }
    }
  }
}
```

## Related Information

[SAP Business Accelerator Hub: Form Route Step](#)

### 9.10.4.3 FormRouteSubStep

You can use this entity to query the route substep details of Performance Management forms.

## Permissions

For more information on permissions, see [Workflow Entities \[page 2710\]](#).

## Supported Operations

Operation	Description
Query	Query a specific route substep of a specific form. FormDataId, stepOrder, and subStepOrder are required for the query operation.

## Properties and Navigation Properties

This section lists only the properties and navigation properties that require special business logic, permission, or other additional information. For more information, refer to the API dictionary in [Admin Center](#) [API Center](#) [OData API Data Dictionary](#) or the API metadata using query: `https://<api-server>/odata/v2/<Entity>/$metadata`.

## Use Case: Query a Route Substep

The following example shows how to use this entity to query a specific route submap of a given form.

### Request

Operation	Query
HTTP Method	GET
URI	<code>http://&lt;api-server&gt;/odata/v2/FormRouteSubStep(formDataId=7219L,stepOrder=0,subStepOrder=2)?\$format=json</code>

### Response

```
{
  "d": {
    "__metadata": {
      "uri": "https://<api-server>/odata/v2/FormRouteSubStep(formDataId=7219L,stepOrder=0,subStepOrder=2)",
      "type": "SFOData.FormRouteSubStep"
    },
    "subStepOrder": 2,
    "formDataId": "7219",
    "stepOrder": 0,
    "entryUser": false,
    "currentStep": false,
    "userRole": "HR Rep.",
    "userFullName": "Lorna Okamoto",
    "exitUser": true
  }
}
```

## Related Information

[SAP Business Accelerator Hub: FormRouteSubStep](#)

## 9.11 Recruiting

### 9.11.1 Job Requisition

#### 9.11.1.1 JobRequisition

The job requisition entity contains core application data consisting of system, standard, and custom fields. The metadata shows the standard and custom fields configured in all the active templates. If a field (standard or custom) isn't configured in any of the active templates, then it doesn't show up in the metadata and not be a part of OData query.

#### Note

The Batch operation, Job Profile Builder and Recruiting Groups features aren't supported as of 1511 release.

The entity can't be filtered or sorted by these nonreportable custom fields. Reportable custom fields should be available within the entity and the entity can be sorted/filtered using the reportable custom fields.

If the same field (custom or standard) has been configured as different types (say text in one and picklist in another) in separate requisition templates, then the field shows up as String in the metadata. In this case, OData query returns the Option Id for the picklist field of the job requisition that was created using the template having the field configured as picklist.

If two custom fields with same field Id are defined in 2 different templates, then the metadata shows:

- One field in the metadata if the default label and field type are the same.
- One field in the metadata with two labels (comma separated) if the default labels are different.
- For now, the fields of type "JobCode" will show up as type string in the metadata.

This numerical value...	is mapped to...
0	Preapproved internal status of a job requisition
1	Approved internal status of a job requisition
2	Closed internal status of a job requisition

The system and calculated fields will always show up in the metadata irrespective of the template definition. Filled is an example of calculated field.

## Permissions

### Operator Permissions

By default, Recruiting operators can use OData APIs to view or edit relevant fields based on field-level permissions that are defined in job requisition templates. These field-level permissions allow Recruiting operators to perform the same actions using OData APIs as they perform on job requisitions in SAP SuccessFactors Recruiting.

### Admin Permissions

The following permissions allow users to view and edit all fields in JobRequisition entity:

- [Manage Permission Roles](#) > [Recruiting Permissions](#) > [OData API Requisition Export](#) >
- [Manage Permission Roles](#) > [Recruiting Permissions](#) > [OData API Requisition Create](#) >
- [Manage Permission Roles](#) > [Recruiting Permissions](#) > [OData API Requisition Update](#) >

## Operations Allowed

Operation	Description
Query	Standard OData call to query the entity.
Insert	Creates a new job requisition.
Upsert	Updates the existing job requisitions.
Merge	Updates a few fields of Job Requisition without changing the values of existing fields along with validation for required fields constraints.
Replace	Replace operation to update fields.
Delete	Unposts a job requisition.

## Required Fields

Specify the jobReqId for Job Requisition Entity as the business key.

## Properties

Property Name	Description
jobReqId	Job Requisition Id
templateId	Template Id

Property Name	Description
jobCode	Job Code
jobReqStartDateTime	Job Requisition Start Date Time
jobReqEndDateTime	Job Requisition End DateTime
customStatus	Custom Status
internalStatus	Internal Status
jobDepartment	Job Department
jobDivision	Job Division
jobLocation	Job Location
lastModified	Last Modified Date
jobStartDateTime	Job Start Date Time
agentInfo	Agent Information
dailyOppCost	Daily Opp Cost
costOfHire	Cost of Hire
jobLevel	Job Level
jobType	Job Type
jobGrade	Job Grade
salaryMax	Salary Max
salaryMid	Salary Mid
salaryMin	Salary Min
salaryAccepted	Salary Accepted
Commission	Commission
commissionPack	Commission Pack
Options	Options
optionsPack	Options Pack
otherBonus	Other Bonus
otherCompensation	Other Compensation

Property Name	Description
Currency	Currency
relocationCost	Relocation Cost
relocationPack	relocation Pack
signOnBonus	Sign on Bonus
Stock	Stock
stockPackage	StockPackage
nonRecoverableDraw	NonRecoverable Draw
RecoverableDraw	Recoverage Draw
EEOEstablishment	EEO Establishment
EEOGroup	EEO Group
EEOJobCat	EEO Job Category
jobReqContent	<i>Job Requisition Content</i>
candidateHired	Candidate Hired
createdDateTime	Date Time Created
intranetPosting	Intranet Posting
corporatePosting	Corporate Posting
actualStartDateTime	Actual Start Date Time
candidateProgress	Candidate Progress Status
formDataId	Form Data Id
classificationType	Classification Type
classificationTime	Classification Time
jobFunction	Job Function
Industry	Industry
lastModifiedBy	Last Modified By
City	City
stateProvince	State Province

Property Name	Description
postalCode	Postal Code
Country	Country
filter1	Filter Field 1
filter2	Filter Field 2
filter3	Filter Field 3
filter4	Filter Field 4
filter5	Filter Field 5
filter6	Filter Field 6
filter7	Filter Field 7
filter8	Filter Field 8
filter9	Filter Field 9
filter10	Filter Field 10
filter11	Filter Field 11
filter12	Filter Field 12
filter13	Filter Field 13
filter14	Filter Field 14
filter15	Filter Field 15
mfield1	Multi-Select Filter Field 1
mfield2	Multi-Select Filter Field 2
mfield3	Multi-Select Filter Field 3
mfield4	Multi-Select Filter Field 4
mfield5	Multi-Select Filter Field 5
mfield6	Multi-Select Filter Field 6
mfield7	Multi-Select Filter Field 7
mfield8	Multi-Select Filter Field 8
mfield9	Multi-Select Filter Field 9

Property Name	Description
mfield10	Multi-Select Filter Field 10
mfield11	Multi-Select Filter Field 11
mfield12	Multi-Select Filter Field 12
mfield13	Multi-Select Filter Field 13
mfield14	Multi-Select Filter Field 14
mfield15	Multi-Select Filter Field 15
overallScaleName	Overall Scale Name
assessRatingScaleName	Assess Rating Scale Name
reverseScale	Reverse Scale
AppStatusSetId	Application Status Set Id
salaryBase	Salary Base
salaryRateType	Salary Rate Type
overtimeRate	Overtime Rate
targetBonusPercent	Target Bonus Percent
targetBonusAmount	Target Bonus Amount
bonusPayoutFrequency	Bonus Payout Frequency
numberOpening	Number of Opening
openingFilled	Opening Filled
defaultLocale	Default Locale
templateType	Template Type
dateTimeClosed	Date Time Closed
jobReqGUID	Job Requisition GU Id
ratedApplicantCount	Rated Applicant Count
applicationTemplateId	Application Template Id
package Id	Package Id
costCenter Id	Cost Center Id



Property Name	Description
onBoardingPackageId	OnBoarding Package Id
BGIAccountId	BGI Account Id
companyVisibility	Company Visibility
lastModifiedProxyUserId	Last Modified Proxy User Id
Facility	Facility
requiredTravel	Required Travel
Brand	Brand
ERPAmount	ERP Amount
hardstopStatusId	Hard Stop Status Id
jobRole	Job Role
timeToFill	Time to Fill
Age	Age
positionNumber	Position Number
deleted	<p>Is Deleted</p> <p>Although <code>&lt;deleted&gt;</code> is defined as a String type property in the metadata, it accepts only the following numeric values while filtering:</p> <p>0</p> <p>1</p> <p>When using this field as a filter, do not single quote the value in the filter expression. For example, you can mention as: <code>\$filter=deleted eq 1</code>.</p>
openingsFilled	Openings Filled

### Note

The following Restore Team Admin Defaults fields listed in the OData API Dictionary are created by the system according to the field type operatorTeam that you configured on your Job Requisition template:

- restorevTeamAdminDefaults
- retoreoriginatorTeamAdminDefaults
- restorehiringManagerTeamAdminDefaults
- restorerecruiterTeamAdminDefaults
- restorecoordinatorTeamAdminDefaults

- restoreResourceTeamAdminDefaults
- restoreSecondRecruiterTeamAdminDefaults
- restoreVpOfStaffTeamAdminDefaults

You cannot remove these fields as they are part of the metadata of the JobRequisition entity. However, when creating integrations using Job Requisition information, do not include the fields in the GET, UPDATE, or UPSERT operations.

## Navigation Properties

Navigation Property Name	Related Entity	Description
Coordinator	Coordinator	JobRequisitionOperator
hiringManager	HiringManager	JobRequisitionOperator
custAttachment	Attached Documents	Attachment
jobReqLocale	Job Requisition Locale	Job Requisition Locale
jobReqPostings	Job Postings	Job Requisition Posting
lastModifiedByNav	User	Last Modified by Navigation
lastModifiedProxyUserNav	User	Last Modified Proxy User Navigation
questions	JobReqQuestion	Job Requisition Questions

### Note

To successfully work with any property of type **Attachment**, refer the [Attachment \[page 221\]](#) section with code samples.

### Note

The following entities are upsertable only via a parent entity, hence the sap:creatable, sap:updateable, sap:upsertable properties are set to false:


- JobRequisitionLocale
- JobReqScreeningQuestion
- JobRequisition
- JobRequisitionOperator
- JobRequisitionGroupOperator
- JobRequisitionAssessment
- JobReqFwdCandidates
- JobReqFOLocation
- JobReqGOPosition
- JobReqQuestions

- JobReqScreeningQuestionChoice


## Use Cases

API Call	Description
<code>../odata/v2/JobRequisition('1234')</code>	Gets the job requisition where jobReqId is 1234

The query format to upsert or insert a job requisition using the Foundation Objects or Generic Objects fields is as follows:

-  Sample Code

```
{
  "__metadata":{
    "type":"SFOData.JobRequisition",
    "uri":"JobRequisition(1234)"
  },
  "location":"San Matao, CA",
  "jobReqLocale": {
    "jobTitle": "bbbb",
    "locale": "en_GB"
  },
  "interviewGuide":{
    "module":"RECRUITING",
    "fileContent":"XXXXXXXXXXXXAAAAA",
    "fileName":"Test.doc"
  },
  "division_obj": {
    "__metadata":
    { "type": "SFOData.FODivision",
      "uri":
      "FODivision(externalCode='ENT') " }
  }
}
```

-  Sample Code

```
../odata/v2/JobRequisition
{
  "country":"US",
  "jobCode":"PM",
  "jobGrade":"1",
  "defaultLanguage": "en_US",
  "department":"Product
Management (PM)",
  "jobLevel":"1",
  "division":"Industries (IND)",
  "location":"San Mateo, CA",
  "statusSetId": "21",
  "appTemplateId": "792",
  "templateId": "1251",
  "jobReqLocale": {
    "jobTitle": "Teste API"
  },
  "recruiter": {
    "userName": "lokamoto"
  },
  "hiringManager": {
    "userName": "lokamoto"
  },
  "division_obj": {
    "__metadata":
    { "type": "SFOData.FODivision",
      "uri":
```

**API Call****Description**

```
"FODivision(externalCode='ENT')" }  
}  
}
```

**Note**

You can also use the following query format while using the Foundation Objects and Generic objects:

**Sample Code**

```
We also support:  
"division_obj":  
{ "externalCode": "ENT" }
```

```
../odata/v2/JobRequisition('1234')?  
$expand=hiringManager
```

Gets the job requisition along with the hiringManager where jobReqlid is 1234

**Sample Code**

```
../odata/v2/JobRequisition  
{  
  "country": "US",  
  "jobCode": "PM",  
  "jobGrade": "1",  
  "defaultLanguage": "en_US",  
  "department": "Product Management  
(PM)",  
  "jobLevel": "1",  
  "division": "Industries (IND)",  
  "location": "San Mateo, CA",  
  "statusSetId": "21",  
  "appTemplateId": "792",  
  "templateId": "1251",  
  "jobReqLocale": {  
    "jobTitle": "Teste API"  
  },  
  "recruiter": {  
    "userName": "lokamoto"  
  },  
  "hiringManager": {  
    "userName": "lokamoto"  
  }  
}
```

Inserts a job requisition with all required fields.

**API Call****Description**

```
../odata/v2/upsert
{
  "__metadata": {
    "type": "SFOData.JobRequisition",
    "uri": "JobRequisition(1234)"
  },
  "location": "San Matao, CA",
  "jobReqLocale": {
    "jobTitle": "bbbb",
    "locale": "en_GB"
  },
  "interviewGuide": {
    "module": "RECRUITING",
  },
  "fileContent": "XXXXXXXXXXXXAAAA",
  "fileName": "Test.doc"
}
```

Update jobReqId 1234 on its location and adding a new title for a different locale and a document on the interview guide.

```
../odata/v2/JobRequisition
{
  "country": "US",
  "jobCode": "PM",
  "jobGrade": "1",
  "defaultLanguage": "en_US",
  "department": "Product Management
(PM)",
  "jobLevel": "1",
  "division": "Industries (IND)",
  "location": "San Mateo, CA",
  "statusSetId": "21",
  "appTemplateId": "792",
  "templateId": "1251",
  "internalStatus": "1",
  "jobReqLocale": {
    "jobTitle": "Teste API"
  },
  "recruiter": {
    "userName": "lokamoto"
  },
  "hiringManager": {
    "userName": "lokamoto"
  },
  "jobReqPostings": {
    "postStartDate": "\\Date(1439290950000)\\",
    "postEndDate": "\\Date(1439942399000)\\",
    "boardId": "_agency",
    "channelId": "1",
  }
}
```

Inserts a job requisition with internalStatus = 1 (Open) and creating a job requisition posting.

**API Call****Description**

```
../odata/v2/JobRequisition
{
  "country": "US",
  "jobCode": "PM",
  "jobGrade": "1",
  "defaultLanguage": "en_US",
  "department": "Product Management
(PM)",
  "jobLevel": "1",
  "division": "Industries (IND)",
  "location": "San Mateo, CA",
  "statusSetId": "21",
  "appTemplateId": "792",
  "templateId": "1251",
  "jobReqLocale": {
    "jobTitle": "Teste API"
  },
  "recruiter": {
    "userName": "lokamoto"
  },
  "hiringManager": {
    "userName": "lokamoto"
  },
  "questions": [
    { "questionId": "42201" },
    { "questionId": "42193" }
  ]
}
```

Inserts a job requisition with all required fields and adding some questions.

```
.../odata/v2/
JobRequisitionPosting(jobPostingId=999L,
jobReqId=1234L)
```

(DELETE) Unposts a job requisition where jobPostingId = 999 and jobReqId = 1234

## API Call

## Description

```

../odata/v2/JobRequisition
{
  "country": "US",
  "jobCode": "PM",
  "jobGrade": "2",
  "defaultLanguage": "en_US",
  "templateId": "1251",
  "appTemplateId": "792",
  "comments": "My comment",
  "statusSetId": "21",
  "department": "Product Management
(PM)",
  "jobLevel": "1",
  "division": "Industries (IND)",
  "location": "San Mateo, CA",
  "jobReqLocale": [
    {
      "jobTitle": "Test JP -
Denis",
      "locale": "ja_JP",
      "externalTitle": "Test JP"
    }, {
      "jobTitle": "Test KR- Denis",
      "locale": "ko_KR",
      "externalTitle": "Test KR"
    }
  ],
  "hiringManager": {
    "userName": "cgrant"
  },
  "recruiter": {
    "userName": "lokamoto"
  },
  "mfield1": [
    { "id": "1538" },
    { "id": "1542" }
  ]
}

```

Inserts a job requisition with multiple languages and multiple picklists.

```

../odata/v2/JobRequisition(1186)/?
$format=json&$expand=jobReqPostings

```

Get the job requisition where jobReqId is 1186 with its corresponding Job Postings.

```

../odata/v2/JobRequisition(1186)/?
$format=json&$expand=jobReqLocale

```

Get the job requisition where jobReqId is 1186 with Job Requisition Locale entity that shows multiple languages

```

.../odata/v2/
JobRequisitionPosting(jobPostingId=999L, jobReqId=1234L)

```

(DELETE) Unpost a job requisition where jobPostingId = 999 and jobReqId = 1234



**API Call****Description**

```
../odata/v2/JobRequisition
{
  "country": "US",
  "jobCode": "PM",
  "jobGrade": "2",
  "defaultLanguage": "en_US",
  "templateId": "1251",
  "appTemplateId": "792",
  "comments": "My comment",
  "statusSetId": "21",
  "department": "Product Management
(PM)",
  "jobLevel": "1",
  "division": "Industries (IND)",
  "location": "San Mateo, CA",
  "jobReqLocale": [
    {
      "jobTitle": "Test JP -
Denis",
      "locale": "ja_JP",
      "externalTitle": "Test JP"
    }, {
      "jobTitle": "Test KR- Denis",
      "locale": "ko_KR",
      "externalTitle": "Test KR"
    }
  ],
  "hiringManager": {
    "userName": "cgrant"
  },
  "recruiter": {
    "userName": "lokamoto"
  },
  "mfield1": [
    { "id": "1538" },
    { "id": "1542" }
  ]
}
```

(POST) Insert a job requisition with multiple languages and multiple picklist.

**API Call****Description**

```
../odata/v2/JobRequisition
{
  "__metadata":{
    "type":"SFOData.JobRequisition"
  },
  "country":"US",
  "jobCode":"IT-MGR",
  "jobGrade":"1",
  "templateId":"1251",
  "appTemplateId":"792",
  "statusSetId":"21",
  "department":"Product Management
(PM)",
  "jobLevel":"1",
  "division":"Industries (IND)",
  "location":"San Mateo, CA",
  "defaultLanguage":"en_US",
  "hiringManager":{
    "userName":"cgrant"
  },
  "recruiter":{
    "userName":"lokamoto"
  },
  "jobReqLocale": {
    "jobTitle": "Test API 3",
    "externalTitle": "Test",
    "locale": "en_US",
    "templateHeaderFooter" : "SAP
Demo"
  }
}
```

(POST) Create a new job requisition with a predefined header or footer template.

**API Call****Description**

```
../odata/v2/upsert
{
  "__metadata":{
    "type":"SFOData.JobRequisition",
    "uri":"JobRequisition(1126L)"
  },
  "location":"San Mateo, CA",
  "jobReqLocale": {
    "locale": "en_US",
    "intJobDescHeader": "Etiam et
arcu mauris. Mauris viverra, lorem ut
tristique pharetra, ex diam vulputate
ante, vitae sollicitudin quam mi non
turpis",
    "intJobDescFooter": "Etiam et
arcu mauris. Mauris viverra, lorem ut
tristique pharetra, ex diam vulputate
ante, vitae sollicitudin quam mi non
turpis",
    "extJobDescHeader": "Etiam et
arcu mauris. Mauris viverra, lorem ut
tristique pharetra, ex diam vulputate
ante, vitae sollicitudin quam mi non
turpis",
    "extJobDescFooter": "Etiam et
arcu mauris. Mauris viverra, lorem ut
tristique pharetra, ex diam vulputate
ante, vitae sollicitudin quam mi non
turpis"
  }
}
```

(POST) Update the internal and external headers and footers of the job requisition with id 1126.

## API Call

## Description

```
{
  "__metadata": {
    "type": "SFOData.JobRequisition",
    "uri": "JobRequisition(1234)"
  },
  "country": "US",
  "jobCode": "IT-MGR",
  "jobGrade": "1",
  "templateId": "1251",
  "appTemplateId": "792",
  "statusSetId": "21",
  "department": "Product Management
(PM)",
  "jobLevel": "1",
  "division": "Industries (IND)",
  "location": "San Mateo, CA",
  "defaultLanguage": "en_US",
  "hiringManager": {
    "userName": "cgrant"
  },
  "recruiter": {
    "userName": "lokamoto"
  },
  "jobReqLocale": [
    {
      "jobTitle": "IT Manager",
      "locale": "en_US",
      "templateHeaderFooter": "
SAP Demo"
    },
    {
      "jobTitle": " IT Manager ",
      "externalTitle": "IT
Manager",
      "locale": "pt_BR",
      "extJobDescHeader": "BR
Etiam et arcu mauris. Mauris viverra,
lorem ut tristique pharetra, ex diam
vulputate ante, vitae sollicitudin quam
mi non turpis",
      "extJobDescFooter": "BR
Etiam et arcu mauris. Mauris viverra,
lorem ut tristique pharetra, ex diam
vulputate ante, vitae sollicitudin quam
mi non turpis"
    }
  ]
}
```

(POST) Create a job requisition with multiple locales and with internal and external header or filter.

.../odata/v2/reassignJobReq?  
jobReqId=1106L&hiringManager=cgrant&recruiter=lokamoto&\$format=json

(GET) Reassign a job requisition where jobReqId is 1106. Update the hiringManager and the recruiter operators.

.../odata/v2/JobRequisition(581)?  
\$format=json&\$expand=jobReqFwdCandidates/candidate

Get the Job Requisition and expand details of forwarded candidates.

.../odata/v2/addModifierToJobReq?  
jobReqId=1106L&modifier=cgrant

(GET) Add a Modifier to a Job Requisition defined by jobReqId. The modifier field is the username of the desired modifier.

API Call	Description
<code>.../odata/v2/JobRequisition(581)? \$expand=currentOwner</code>	Get the currentOwner of the JobReq, that is, the user that is "Currently With" the JobReq.
<code>.../odata/v2/JobRequisition(581)? \$expand=currentOwner</code>	(GET) Send JobReq to the previous step. The user performing the GET request must be the "currentOwner" of the JobReq
<code>.../odata/v2/sendToNextStep? formDataId=7536L&amp;comment='test comment' .../ odata/v2/sendToNextStep? formDataId=7536L&amp;innerStepUserId='lokamoto &amp;comment='test comment' .../odata/v2/ sendToNextStep? formDataId=7536L&amp;innerStepUserId='lokamoto &amp;nextIStepEntryUser='athompson1'&amp;comment= 'test comment'</code>	(GET) Send JobReq to the next step must be performed by the "Currently With" user. The formDataId is the same as "Document ID". On C-Step, all users in step must perform this action. On I-Step, innerStepUserId is the id of the recipient user, nextIStepEntryUser is the id of the recipient user in next I step if next step is I step.
<code>.../odata/v2/signForm?formDataId=7536L</code>	(GET) Sign JobReq Form in the Signature Stage. The formDataId is the same as "Document ID" on the UI. Must be performed by the "Currently With" user.
<code>.../odata/v2/signForm?formDataId=7536L</code>	(GET) Reject JobReq form in the Signature Stage. The formDataId is the same as "Document ID" on the UI. Must be performed by the "Currently With" user.
<code>.../odata/v2/signForm?formDataId=7536L</code>	Get the Routemap info of the Job Requisition.
<pre>.../odata/v2/JobReqFwdCandidates {   "jobReqId": 1216,   "candidateId" : 1306,   "status" : "Forwarded" }</pre>	(POST) Forward a single Candidate to a Job Requisition with status.
<pre>.../odata/v2/upsert [   {     "__metadata":{       "type": "SFOData.JobReqFwdCandidates",       "uri": "JobReqFwdCandidates"     },     "jobReqId": 1205,     "candidateId" : 468,     "status" : "Default"   },   {     "__metadata":{       "type": "SFOData.JobReqFwdCandidates",       "uri": "JobReqFwdCandidates"     },     "jobReqId": 1203,     "candidateId" : 642,     "status" : "Forwarded"   } ]</pre>	(POST) Forward multiple Candidates to multiple Job Requisitions.

API Call	Description
<pre>.../odata/v2/ JobReqScreeningQuestion( jobReqId=1382L,order=1L,locale='en_US' )? \$format=json&amp;\$expand=choices</pre>	Get the English version of the first JobReqScreeningQuestion from JobReq with id 1382 expanding choices.
<pre>.../odata/v2/ JobReqScreeningQuestionChoice(optionId=54L,optionValue=3L,locale='en_US' )? \$format=json</pre>	Get one JobReqScreeningQuestionChoice from SCALE_VALUE table.
<pre>.../odata/v2/JobRequisition(1382)? \$format=json&amp;\$expand=jobReqScreeningQuestions</pre>	Get the JobRequisition expanding jobReqScreeningQuestions navigation.
<pre>.../odata/v2/JobRequisition(1382)? \$format=json&amp;\$expand=jobReqScreeningQuestions/choices</pre>	Get the JobRequisition expanding ScreeningQuestions and choices.

## API Call

## Description

```

{
  "__metadata":{
    "type":
    "SFOData.JobRequisition",
    "uri": "JobRequisition(986L)"
  },
  "jobReqScreeningQuestions" : [
    {
      "order": "1",
      "locale" : "en_US",
      "questionType" :
      "QUESTION_TEXT",
      "questionName" : "This is a
question (english)",
      "maxLength" : 500,
      "required" : false
    },
    {
      "order": "2",
      "locale" : "en_US",
      "questionId" : 42201,
      "questionName" : "This is a
question (english)",
      "questionType" :
      "QUESTION_MULTI_CHOICE",
      "required" : true
    },
    {
      "order": "2",
      "locale" : "es_ES",
      "questionName" : "This is a
question (spanish)",
      "questionType" :
      "QUESTION_MULTI_CHOICE",
      "choices" : [
        {
          "optionLabel" : "Si"
        },
        {
          "optionLabel" : "No"
        }
      ]
    }
  ],
  {
    "order": "3",
    "questionName" : "This is a
rating scale question",
    "questionType" :
    "QUESTION_RATING",
    "ratingScale" : "IntScale",
    "required" : false
  },
  {
    "order": "4",
    "questionName" : "This is a
numeric question",
    "questionType" :
    "QUESTION_NUMERIC",
    "ratingScale" : "IntScale",
    "required" : true
  },
  {
    "order": "5",

```

(POST) Create or Update JobReqScreeningQuestion from JobRequisition.

API Call	Description
<pre> "questionName" : "This is multi choice question", "questionType" : "QUESTION_MULTI_CHOICE", "choices" : [ { "optionLabel" : "Yes 2" }, { "optionLabel" : "No 2" } ] } </pre>	

## Error Codes

Error Code	Description
<i>Permission not enabled</i> (not a specific code)	Recruiting OData API is not enabled in Provisioning.  <div style="border: 1px solid #0070c0; padding: 5px; background-color: #e6f2ff;"> <p><b>→ Remember</b></p> <p>As a customer, you don't have access to Provisioning. To complete tasks in Provisioning, contact your implementation partner or Account Executive. For any non-implementation tasks, contact Product Support.</p> </div>
<i>Edit permission not enabled</i> (not a specific code)	OData API Job Requisition <editType> permission in Admin Center isn't enabled
<i>System field not allowed to edit</i> (not a specific code)	System field <field> not editable
<i>Field required</i> (not a specific code)	<field> required.
<i>Field invalid</i> (not a specific code)	<field> invalid.
<i>Field invalid for template</i> (not a specific code)	Field <field> invalid for templateId <templateId>
<i>Locale not supported</i> (not a specific code)	Locale <locale> is not supported for templateId <templateId>
<i>Channel required</i> (not a specific code)	Property channelId must be informed when posting type is agency
<i>Invalid user</i> (not a specific code)	User <userId> is invalid for <field>
<i>Invalid number</i> (not a specific code)	<field> has an invalid number format



Error Code	Description
<i>Invalid date(not a specific code)</i>	<field> has a invalid date format.
<i>Invalid boolean(not a specific code)</i>	<field> has a invalid Boolean format
<i>Invalid template(not a specific code)</i>	Template Id <templateId> is invalid or inactive
<i>SCA error(not a specific code)</i>	Unable to insert job requisition because a SCA Error.
<i>Job Req not found(not a specific code)</i>	Job Requisition <jobReqId> wasn't found
<i>Min days posting error(not a specific code)</i>	This job must be posted for a minimum of <days> days
<i>Start date after end date error(not a specific code)</i>	JobRequisitionPosting/postStartDate must be before JobRequisitionPosting/postEndDate
<i>Invalid channel id(not a specific code)</i>	Field channelId <channelId> isn't valid for boardId <boardId>
<i>Invalid question id(not a specific code)</i>	Question Id <questionId> is invalid.
<i>Insert OK(not a specific code)</i>	Job Requisition has been inserted successfully
<i>Update OK(not a specific code)</i>	Job Requisition has been updated successfully
<i>Delete OK(not a specific code)</i>	Job Requisition has been deleted successfully
<i>Batch OK(not a specific code)</i>	Batch has been executed successfully
<i>Batch has errors(not a specific code)</i>	Batch was aborted because an error on another requisition
<i>Database batch requisition error(not a specific code)</i>	Database error when executing requisition batch operations
<i>Unexpected batch requisition error(not a specific code)</i>	Unexpected error occurred when executing requisition batch operations
<i>Error inserting batch requisition(not a specific code)</i>	Failed to batch insert requisition
<i>Error updating batch requisition(not a specific code)</i>	Failed to batch update requisition
<i>Reassigning job requisition OK(not a specific code)</i>	The job requisition has been reassigned
<i>Reassigning job requisition error(not a specific code)</i>	Failed to reassign the job requisition
<i>Reassigning sca error(not a specific code)</i>	Unable to reassign the Job Requisition because a SCA Error
<i>Reassigning no operators(not a specific code)</i>	At least one valid operator should be informed
<i>Unexpected error (not a specific code)</i>	Unexpected error occurred <exMessage>
<i>Modifier successfully added(not a specific code)</i>	Modifier has been successfully added.
<i>Add Modifier Job Req error(not a specific code)</i>	Failed to add Modifier to the job requisition.

Error Code	Description
<i>Add Modifier sca error(not a specific code)</i>	Unable to add Modifier to the Job Requisition due to an SCA Error
<i>User not found(not a specific code)</i>	User <user> wasn't found.
<i>Add Modifier not allowed(not a specific code)</i>	Can't add Modifier, Form Settings don't allow to add a Modifier
<i>Job Req not in modification stage(not a specific code)</i>	Can't add Modifier. The Job Requisition isn't in Modification stage
<i>Send Job Req Previous Step Success</i>	The job requisition has been sent to previous step
<i>Send Job Req Previous Step Missing JobReqId</i>	The job requisition Id hasn't been given
<i>Send Job Req Previous Step Not Enabled</i>	Send to previous step isn't enabled for job requisition template <templateId>
<i>Send Job Req Previous Step Invalid Status</i>	Incorrect job requisition status. Job requisition should be at modify/rejected stage
<i>Send Job Req Previous Step Comment Not Enabled</i>	Comment routing is not enabled for job requisition template <templateId>
<i>Send Job Req Previous Step User Error</i>	No job requisition step found for user <user>
<i>Send Job Req Previous Step Error</i>	Job requisition <jobReqId> cannot be sent to previous step
<i>Invalid Locale for JobReq Error</i>	Invalid locale <locale> for JobRequisition
<i>ScreeningQuestion not found Error</i>	JobReqScreeningQuestion with key (jobReqId=<jobReqId>,order=<order>,locale=<locale>) not found!
<i>Invalid question order Error</i>	Invalid order value for question order(s)=<orders>

## Use Case 1:

Use this operation to retrieve all configured assessment details for all job requisitions.

### Request

Operation	Insert
HTTP Method	POST
URI	<code>http://&lt;hostname&gt;/odata/v2/JobRequisition?\$format=json</code>

## Response

### Sample Code

```
{
  "__metadata": {
    "uri": "https://localhost:8080/odata/v2/JobRequisition",
    "type": "SFOData.JobRequisition"
  },
  "templateId": "2033",
  "jobReqLocale": { "__metadata": {
    "uri": "https://localhost:8080/odata/v2/JobRequisitionLocale",
    "type": "SFOData.JobRequisitionLocale"
  } },
  "jobTitle": "Test assessment nav"
},
"jobReqAssessments": [{ "__metadata": {
  "uri": "https://localhost:8080/odata/v2/JobRequisitionAssessment",
  "type": "SFOData.JobRequisitionAssessment"
} },
" assessmentPackageCode": "100010",
" emailTemplateId": "814",
" appStatusSetItemId": "33",
" vendorCode": "PA"
}]
}
```

## Use Case 2:

Use this operation to retrieve all configured assessment details for all job requisitions.

### Request

Operation	Insert
HTTP Method	POST
URI	http://<hostname>/odata/v2/JobRequisition?\$format=json

### Response

#### Sample Code

```
{
  "__metadata": {
    "uri": "https://localhost:8080/odata/v2/JobRequisition",
    "type": "SFOData.JobRequisition"
  },
  "templateId": "2033",
  "jobReqLocale": { "__metadata": {
    "uri": "https://localhost:8080/odata/v2/JobRequisitionLocale",
    "type": "SFOData.JobRequisitionLocale"
  } },
  "jobTitle": "Test assessment nav"
},
```

```

"jobReqAssessments": [{ "__metadata": {
  "uri": "https://localhost:8080/odata/v2/JobRequisitionAssessment",
  "type": "SFOData.JobRequisitionAssessment"
},
  "assessmentPackageCode": "100010",
  "emailTemplateId": "814",
  "appStatusSetItemId": "33",
  "vedorCode": "PA"
}]
}

```

## Related Information

[Field-level Permissions for Job Requisitions](#)

[SAP Business Accelerator Hub: JobRequisition](#)

### 9.11.1.2 JobRequisitionAssessment

This entity lets you see the **Assessment Configured** status property within a job requisition so that the pipeline status at which one or many assessments are configured can be retrieved.

## Permissions

Permission System	Required Settings
Role based	<a href="#">ODATA_API_Job_Req_Export</a>

## Supported Operations

Operation	Description
Query	Yes

## Properties and Navigation Properties

This section lists only the properties and navigation properties that require special business logic, permission, or other additional information. For more information, refer to the API dictionary in [Admin Center](#) > [API Center](#)

➤ [OData API Data Dictionary](#) or the API metadata using query: `https://<api-server>/odata/v2/<Entity>/$metadata`.

## Properties

Property	Description
assessmentAssociationId	Assessment Association ID, Primary Key
assessmentPackageCode	Assessment Package Code
jobReqId	Job Requisition ID
vendorCode	Vendor
appStatusSetItemId	Application Status Set Item ID
emailTemplateId	Email Template ID

## Navigation Properties

Navigation Property	Related Entity	Description
createdByNav	User	Created by Navigation
lastModifiedByNav	User	Last Modified by Navigation

## Use Case 1: Retrieve Assessment Details for all Job Requisitions

Use this operation to retrieve all configured assessment details for all job requisitions.

### Request

Operation	Query
HTTP Method	GET
URI	<code>https://&lt;api-server&gt;/odata/v2/JobRequisitionAssessment?\$format=json</code>

### Response

#### Sample Code

```
{
  "d": {
    "__metadata": {
      "uri": "https://<api-server>/odata/v2/JobRequisitionAssessment(1L)",
      "type": "SFOData.JobRequisitionAssessment"
    },
    "assessmentAssociationId": "1",
    "jobReqId": "402",
    "lastModifiedDate": "/Date(1562450400000+0000)/",
  }
}
```

```

    "createdBy": "athompson",
    "lastModifiedBy": "athompson",
    "createdDateTime": "/Date(1562450400000+0000)/",
    "emailTemplateId": "818",
    "appStatusSetItemId": "382",
    "assessmentPackageCode": "100010",
    "vedorCode": "PA"
  }
}

```

## Use Case 2: Update assessment details

Use this operation to update assessment details of job requisitions by creating new entries instead of overwriting the existing configuration.

### Request

Operation	Query
HTTP Method	UPSERT
URI	<code>https://&lt;api-server&gt;/odata/v2/upsert?&lt;br&gt;\$format=json</code>

### Response

#### Sample Code

```

{
  "d": [
    {
      "key": null,
      "status": "OK",
      "editStatus": "UPDATED",
      "message": "Job Requisition has been updated successfully",
      "index": 0,
      "httpCode": 204,
      "inlineResults": null
    }
  ]
}

```

## Use Case 3: Delete Job Requisition Assessment

### Request

Operation	Query
-----------	-------

HTTP Method	DELETE
URI	https://<api-server>/odata/v2// JobRequisitionAssessment(44)?\$format=json

## Response

### Sample Code

```
200K
No response payload is returned
```

## 9.11.1.3 JobReqFOLocation

You can use this entity to insert, update (through the parent JobRequisition entity) and read FO location list for a job requisition.

This entity should only be used when the location\_obj field is defined on the Job Requisition template with multiselect value as true. If multiselect value is false, only one value can be used as part of the list, and it has to be marked as **primary**.

## Permissions

Role Based permission attached to FO Location should be applicable.

## Operations Allowed

Operation	Description
Query	Yes
Upsert	No (Only through parent entity : jobRequisition)
Insert	No (Only through parent entity : jobRequisition)

## Properties

Property Name	Description
isPrimary	Is Primary location (insertable, updatable)
jobReqMultiSelectId	Key. Non editable, updatable
fieldName	Not editable, updatable
jobReqId	Reference to parent entity job requisition. Not editable, updatable.
parentFieldValue	For future use. Not insertable nor updatable.

## Navigation Properties

Navigation Property	Related Entity	Description
value	FOLocation	Navigation to FOLocation

## Use Cases

Request Information

Operation	Insert via parent JobRequisition entity
URI	<code>https://&lt;api-server&gt;/odata/v2/JobRequisition</code>



Payload

```
{
  "templateId": "2032",
  "jobReqLocale": {
    "jobTitle": "Created via oData API
30 Mar",
    "externalTitle": "Created via oData
API 30 Mar",
    "locale": "en_US"
  },
  "recruiter": {
    "userName": "cgrant"
  },
  "hiringManager": {
    "userName": "cgrant"
  },
  "country": "US",
  "stateProvince": "CA",
  "city": "San Jose",
  "postalcode": "1234",
  "location_objList": [
    {
      "isPrimary": "true",
      "value": {
        "externalCode": "US_DAL"
      }
    },
    {
      "value": {
        "externalCode": "US_BOS"
      }
    }
  ]
}
```

---

Operation

Get Job Requestion FOLocation

---

URI

https://<api-server>/odata/v2/  
JobReqFOLocation(271)?  
\$format=json&\$expand=value

---

## Sample Code

```

{
  "d": {
    "__metadata": {
      "uri": "https://<api-server>/odata/v2/JobReqFOLocation(271L)",
      "type": "SFOData.JobReqFOLocation"
    },
    "jobReqMultiSelectId": "271",
    "isPrimary": true,
    "parentFieldValue": "-1",
    "jobReqId": "1642",
    "fieldName": "location_obj",
    "value": {
      "results": [
        {
          "__metadata": {
            "uri": "https://<api-server>/odata/v2/FOLocation(externalCode='NL_AMS',startDate=datetime'1990-01-01T00:00:00')",
            "type": "SFOData.FOLocation"
          },
          "startDate": "/Date(631152000000)/",
          "externalCode": "NL_AMS",
          "status": "A",
          "endDate": "/Date(253402300799000)/",
          "lastModifiedDateTime": "/Date(1317083934000+0000)/",
          "lastModifiedOn": "/Date(1317103734000)/",
          "createdOn": "/Date(1300819386000)/",
          "timezone": "Europe/Amsterdam",
          "createdBy": "admin",
          "geozoneFlx": "EMEA",
          "description": "Amsterdam, Netherlands",
          "name": "Amsterdam",
          "createdDateTime": "/Date(1300799586000+0000)/",
          "lastModifiedBy": "admin",
          "locationGroup": "EMEA",
          "standardHours": null,
          "geozoneFlxNav": {
            "__deferred": {
              "uri": "https://<api-server>/odata/v2/FOLocation(externalCode='NL_AMS',startDate=datetime'1990-01-01T00:00:00')/geozoneFlxNav"
            }
          },
          "locationGroupNav": {
            "__deferred": {
              "uri": "https://<api-server>/odata/v2/

```



## Properties

Property Name	Description
referralId	Referral ID
type	Referral Type
expirationDate	Expiration Date
jobReqId Job	Requisition ID
createdDate	Created Date
lastModifiedDate	Last Modified Date
status	Referral Status
referredBy	Referred By
jobBoardName	Job Board Name
rcmAppStatusSetItemId	Rcm App Status Set Item ID
referralKey	Referral Key
candidateSiteId	Candidate Site ID

## Navigation Properties

Navigation Property	Related Entity	Description
candidate	Candidate	Candidate
referredByNav	User	Referred by Navigation

## Related Information

[SAP Business Accelerator Hub: CandidatesForwardedtoJobRequisition](#) 

## 9.11.1.5 JobRequisitionFieldControls

You can use this entity to access all field permissions defined in the job requisition template for the operator role associated with the login user. This entity holds each field control permission for all the fields defined in the respective job requisition template.

### Permissions

API Permissions

Permission System	Required Settings
Role based	None
User based	None

Please note that the query of this API is supported only via the \$expand of the JobRequisition entity.

### Field-Level Permission Values

Here's a list of possible values for field-level permissions:

- 0 = hidden: The property isn't visible on user interfaces.
- 1 = read-only: The property can't be changed.
- 3 = optional: The property may contain a null value (indicates writeable).
- 7 = mandatory: The property must contain a value (indicates writeable).

### Use Case

Request Information

Operation	Query (via \$expand of JobRequisition)
URI	<code>https://&lt;api-server&gt;/odata/v2/JobRequisition('621')?\$format=json&amp;\$expand=JobRequisitionFieldControls&amp;\$select=jobGrade,JobRequisitionFieldControls/jobGrade</code>
Headers	Authorization: Basic <Base 64 encoded ("user@company:password")>

## Response

### Sample Code

```
{
  "d": {
    "__metadata": {
      "uri": "https://<api-server>/odata/v2/JobRequisition(621L)",
      "type": "SFOData.JobRequisition"
    },
    "jobGrade": null,
    "JobRequisitionFieldControls": {
      "__metadata": {
        "uri": "https://<api-server>/odata/v2/JobRequisitionFieldControls(0)",
        "type": "SFOData.JobRequisitionFieldControls"
      },
      "jobGrade": 0
    }
  }
}
```

### 9.11.1.6 JobReqGOPosition

Use this entity to read, insert, and update one or more positions (values of the field **std\_position\_obj**) on the Job Requisition.

## Permissions

The Position object should be available in one of the active Job Requisition templates. Ensure that the following permissions are enabled for OData user:

Permission System	Required Settings
Role based	The <a href="#">View Current</a> option for <a href="#">Visibility</a> has to be enabled for Position object.
Template based	Read/Write permission has to be enabled for the field <b>std_position_obj</b> on the Job Requisition template.

## Supported Operations

Operation	Description
Query	Read the details of Positions used on the Job Requisition.
Insert	Only through parent JobRequisition entity.
Upsert	Only through parent JobRequisition entity.

## Properties and Navigation Properties

This section lists only the properties and navigation properties that require special business logic, permission, or other additional information. For more information, refer to the API dictionary in [Admin Center](#) [API Center](#) [OData API Data Dictionary](#) or the API metadata using query: `https://<api-server>/odata/v2/<Entity>/$metadata`.

### Properties

Property	Description
isPrimary	Describes a primary location or position of a job. (insertable, updatable)
jobReqMultiSelectId	Key. Noneditable, updatable
fieldName	Describes name of the Position Object. Noneditable and updatable.
jobReqId	Referenced to the parent entity job requisition. Noneditable and nonupdatable.

#### Note

If the Job Requisition template contains "true" for **std\_position\_obj**, a single value or multiple values of position can be upserted on the job requisition. While upserting with a single position, if **isPrimary** attribute isn't passed in the payload, or passed as `false`, then **isPrimary** is considered as "true".

### Navigation Properties

Navigation Property	Related Entity	Description
Value	Position(MDF Entity)	This navigates to a Position

## Use Case 1: Creating a Job Requisition for a Position

Insert a Job Requisition with position through JobRequisition entity.

### Request

Operation	Insert
HTTP Method	POST
URI	https://<api-server>/odata/v2/JobRequisition
Payload	<pre>{  "__metadata": {    "uri": "JobRequisition(1668L)",    "type": "SFOData.JobRequisition"  },  "std_position_objlist" : [    {      "isPrimary": true,      "__metadata": {        "type": "SFOData.JobReqGOPosition",        "uri": "JobReqGOPosition"      },      "value" : { "code": "ALYST_AUS" }    },    {      "isPrimary": false,      "__metadata": {        "type": "SFOData.JobReqGOPosition",        "uri": "JobReqGOPosition"      },      "value" : { "code": "MGR_ACTNE" }    }  ]}</pre>

### Response

<pre>{  "d": [    {      "key": null,      "status": "OK",      "editStatus": "UPDATED",      "message": "Job Requisition has been updated successfully",      "index": 0,      "httpCode": 204,      "inlineResults": null    }  ]}</pre>
--

## Use Case 2: Getting a Position Object on the Job Requisition

Get Job Requisition Position Generic Object.



## Request

Operation	Query
HTTP Method	GET
URI	<code>https://&lt;api-server&gt;/odata/v2/JobReqGOPosition(19180L)?\$format=json</code>
Payload	<pre>{   "d": {     "__metadata": {       "uri": "https://&lt;api-server&gt;/odata/v2/JobReqGOPosition(19180L)",       "type": "SFOData.JobReqGOPosition"     },     "jobReqMultiSelectId": "19180",     "jobReqId": "1402",     "fieldName": "std_position_obj",     "isPrimary": true,     "value": {       "__deferred": {         "uri": "https://&lt;api-server&gt;/odata/v2/JobReqGOPosition(19180L)/value"       }     }   } }</pre>

## Related Information

[Job Requisition Template Configuration](#)

[Multiselection Enablement for the Location and Position Fields](#)

### 9.11.1.7 JobRequisitionLocale

This entity represents the data about external/internal job description header, footer, external or internal title, external or internal description, status in different locale.

## Permissions

► [Recruiting Permissions](#) ► [OData API Requisition Export](#) ►

► [Recruiting Permissions](#) ► [OData API Requisition Create](#) ►

► [Recruiting Permissions](#) ► [OData API Requisition Update](#) ►

## Supported Operations

Operation	Description
Query	Standard OData call to query the entity.
Insert, Upsert	Update or insert operation for the JobRequisitionLocale entity.

## Properties

Property Name	Description
extJobDescFooter	External Job Description Footer
extJobDescHeader	External Job Description Header
externalJobDescription	External Job Description
externalTitle	External Title
intJobDesHeader	Internal Job Description Header
intJobDescFooter	Internal Job Description Footer
jobDescription	Job Description
jobReqId	Job Requisition Id
jobReqLocaleId	Job Requisition Locale Id
jobTitle	Job Title
locale	Locale
status	Posting Status
jobRequisition	Job Requisition

## Navigation Properties

Navigation Property	Related Entity	Description
jobRequisition	JobRequisition	Job Requisition

## Related Information

[SAP Business Accelerator Hub: JobRequisitionLocale](#)

### 9.11.1.8 JobRequisitionLocaleFieldControls

This entity provides a way to access all fields permission defined in the job requisition template for locale based fields, for the operator role associated with login user. This entity holds each field control permission for all locale fields defined in the respective Job Req template..

## Permissions

API Permissions

Permission System	Required Settings
Role based	None
User based	None

## Supported Operations

Operation	Supported (Yes/No)
Query	Yes (Only through \$expand clause of JobRequisitionLocale entity)

## Field-Level Permission Values

Here's a list of possible values for field-level permissions:

- 0 = hidden: The property isn't visible on user interfaces.
- 1 = read-only: The property can't be changed.
- 3 = optional: The property may contain a null value (indicates writeable).
- 7 = mandatory: The property must contain a value (indicates writeable).

## Use Cases

### Request Information

Operation	Query
HTTP Method	GET
URI	https://<api-server>/odata/v2/ JobRequisitionLocale(7136L)? \$format=json&\$expand=jobReqLocalePermissionsNav

### Response:

#### Sample Code

```
{
  "d": {
    "__metadata": {
      "uri": "https://<api-server>/odata/v2/JobRequisitionLocale(7136L)",
      "type": "SFOData.JobRequisitionLocale"
    },
    "jobReqLocalId": "7136",
    "intJobDescFooter": null,
    "extJobDescFooter": null,
    "status": null,
    "locale": "en_US",
    "externalTitle": "Demo The updated patch ticket56",
    "extJobDescHeader": null,
    "jobReqId": "7724",
    "intJobDescHeader": null,
    "externalJobDescription": "external updated via sfapi-onlyexternal
change",
    "jobDescription": "internal upadted via sfapi-SecondAttempt123",
    "jobTitle": "Demo The updated patch ticket56",
    "jobRequisition": {
      "__deferred": {
        "uri": "https://<api-server>/odata/v2/
JobRequisitionLocale(7136L)/jobRequisition"
      }
    }
  }
}
```

## 9.11.1.9 JobRequisitionOperator

This entity represents the job requisition operator user data which includes user system id, first name, last name, email, fax and phone number. If an operator is defined in any of the job requisition template, then the operator will have an entry in JobRequisition entity.

### Permissions

▶ [Recruiting Permissions](#) ▶ [OData API Requisition Export](#) ▶

▶ [Recruiting Permissions](#) ▶ [OData API Requisition Create](#) ▶

▶ [Recruiting Permissions](#) ▶ [OData API Requisition Update](#) ▶

### Supported Operations

Operation	Description
Query	Standard OData call to query the entity.
Insert, Upsert	Update or insert operation for the JobRequisitionOperator entity.

### Properties

Property Name	Description
emailId	Operator email id
fax	Operator fax
firstName	Operator First Name
jobReqId	Job Requisition Id
lastName	Operator Last Name
phoneNumber	Operator phone number
usersSysId	Operator Users Sys

## Navigation Properties

Navigation Property	Related Entity	Description
userNav	User	User Navigation

## Related Information

[SAP Business Accelerator Hub: JobRequisitionOperator](#)

### 9.11.1.10 JobRequisitionPostingFieldControls

You can use this entity to access all fields permission defined in the job requisition template for Job Posting based fields for the operator role associated with login user.

## Field-Level Permission Values

Here's a list of possible values for field-level permissions:

- 0 = hidden: The property isn't visible on user interfaces.
- 1 = read-only: The property can't be changed.
- 3 = optional: The property may contain a null value (indicates writeable).
- 7 = mandatory: The property must contain a value (indicates writeable).

## Use Case:

Request Information

Operation	Query (Only through Expands clause)
URI	<code>https://&lt;api-server&gt;/odata/v2/JobRequisition('1069')?\$format=json&amp;\$expand=jobReqPostings,jobReqPostings/jobReqPostingPermissionsNav</code>

## Response

### Sample Code

```
{
  "d": {
    "__metadata": {
      "uri": "https://<api-server>/odata/v2/JobRequisition(1069L)",
      "type": "SFOData.JobRequisition"
    },
    "jobReqId": "1069",
    "sapWorkSchedule": null,
    "sapJobTitle": null,
    "lastModifiedDate": "/Date(1521696954000+0000)/",
    "custInstrCountryFields": null,
    "city": null,
    "jobStartDate": null,
    "hiringManager": {
      "__deferred": {
        "uri": "https://<api-server>/odata/v2/JobRequisition(1069L)/hiringManager"
      }
    },
    "hiringManagerTeamGroup": {
      "__deferred": {
        "uri": "https://<api-server>/odata/v2/JobRequisition(1069L)/hiringManagerTeamGroup"
      }
    },
    "filter8": {
      "__deferred": {
        "uri": "https://<api-server>/odata/v2/JobRequisition(1069L)/filter8"
      }
    },
    "hiringManagerTeam": {
      "__deferred": {
        "uri": "https://<api-server>/odata/v2/JobRequisition(1069L)/hiringManagerTeam"
      }
    },
    "vpOfStaffing": {
      "__deferred": {
        "uri": "https://<api-server>/odata/v2/JobRequisition(1069L)/vpOfStaffing"
      }
    },
    "jobReqPermissionsNav": {
      "__deferred": {
        "uri": "https://<api-server>/odata/v2/JobRequisition(1069L)/jobReqPermissionsNav"
      }
    },
    "recruiter": {
      "__deferred": {
        "uri": "https://<api-server>/odata/v2/JobRequisition(1069L)/recruiter"
      }
    },
    "jobReqLocale": {
      "__deferred": {
        "uri": "https://<api-server>/odata/v2/JobRequisition(1069L)/jobReqLocale"
      }
    },
    "vpOfStaffingTeam": {
```

```

        "__deferred": {
            "uri": "https://<api-server>/odata/v2/JobRequisition(1069L)/
vpOfStaffingTeam"
        }
    },
    "originator": {
        "__deferred": {
            "uri": "https://<api-server>/odata/v2/JobRequisition(1069L)/
originator"
        }
    },
    "filter4": {
        "__deferred": {
            "uri": "https://<api-server>/odata/v2/JobRequisition(1069L)/
filter4"
        }
    },
    "customPostStrategy": {
        "__deferred": {
            "uri": "https://<api-server>/odata/v2/JobRequisition(1069L)/
customPostStrategy"
        }
    },
    "jobReqPostings": {
        "results": [
            {
                "__metadata": {
                    "uri": "https://<api-server>/odata/v2/
JobRequisitionPosting(jobPostingId=625L,jobReqId=1069L)",
                    "type": "SFOData.JobRequisitionPosting"
                },
                "jobPostingId": "625",
                "jobReqId": "1069",
                "postingStatus": "Deleted",
                "postStartDateOffset": "/Date(1520266617000+0000)/",
                "boardId": "_external",
                "postStartDate": "/Date(1520286417000)/",
                "channelId": null,
                "extPartnerAccountId": "0",
                "lastModifiedDate": "/Date(1521193054000+0000)/",
                "agencyComments": null,
                "postEndDate": null,
                "lastModifiedBy": "cgrant1",
                "postedBy": "cgrant1",
                "postEndDateOffset": null,
                "boardName": null,
                "jobReqPostingPermissionsNav": {
                    "__metadata": {
                        "uri": "https://<api-server>/odata/v2/
JobRequisitionPostingFieldControls(jobPostingId=1,jobReqId=1)",
                        "type": "SFOData.JobRequisitionPostingFieldControls"
                    },
                    "jobPostingId": 1,
                    "jobReqId": 1,
                    "postingStatus": null,
                    "postStartDateOffset": null,
                    "boardId": null,
                    "postStartDate": 3,
                    "channelId": null,
                    "extPartnerAccountId": null,
                    "jobReqPostingPermissionsNav": null,
                    "lastModifiedDate": null,
                    "agencyComments": null,
                    "postEndDate": 3,
                    "jobRequisition": null,
                    "lastModifiedBy": null,
                    "postedBy": null,
                    "postEndDateOffset": null,

```



```

        "boardName": null
      },
      "jobRequisition": {
        "__deferred": {
          "uri": "https://<api-server>/odata/v2/
JobRequisitionPosting(jobPostingId=625L,jobReqId=1069L)/jobRequisition"
        }
      }
    },
    {
      "__metadata": {
        "uri": "https://<api-server>/odata/v2/
JobRequisitionPosting(jobPostingId=626L,jobReqId=1069L)",
        "type": "SFOData.JobRequisitionPosting"
      }
    }
  ],
}

```

### 9.11.1.11 JobRequisitionPosting

This entity represents the job requisition posting details.

#### Permissions

- ▶ [Recruiting Permissions](#) ▶ [OData API Requisition Export](#) ▶
- ▶ [Recruiting Permissions](#) ▶ [OData API Requisition Create](#) ▶
- ▶ [Recruiting Permissions](#) ▶ [OData API Requisition Update](#) ▶

#### Supported Operations

Operation	Description
Query	Standard OData call to query the entity.
Insert, Upsert	Update or insert operation for the JobRequisitionPosting entity.

#### Properties

Property Name	Description
agencyComment	Agency Comment
boardId	Job Board Id

Property Name	Description
boardName	Job Board Name
channelId	Job Channel Id
extPartnerAccountId	Ext Partner Account...
jobPostingId	Job Posting Id
jobReqId	Job Requisition Id
lastModifiedBy	Posting Last Modified by User
lastModifiedDateTime	Posting Last Modified by Date and Time
postEndDate	Posting End Date
postStartDate	Posting Start Date
postedBy	Job Posted By
postingStatus	<p>Job Posting Status</p> <p>The job posting statuses are mapped to a numeric value, and the mapping is as follows:</p> <ul style="list-style-type: none"> <li>• 0 - The posting of the job failed.</li> <li>• 1 - The job is posted successfully.</li> <li>• 2 - The job post is updated.</li> <li>• 3- The job post is deleted.</li> <li>• 4- The posting of the job is pending.</li> <li>• 5- The reposting of the job is pending.</li> <li>• 6 - The reposting of the job is successful.</li> <li>• 7 - The job posting expired.</li> </ul> <p>For example , to filter a job requisition based on the Posting Status "updated" , the query is: <code>https://apisalesdemo4.successfactors.com/odata/v2/JobRequisition?\$jobReqPostings&amp;\$format=json&amp;\$filter=jobReqPostings/postingStatus ne 2</code></p>

## Navigation Properties

Navigation Property	Related Entity	Description
lastModifiedByNav	User	Last Modified by Navigation
postedByNav	User	Posted by Navigation
jobRequisition	JobRequisition	Job Requisition

## Use Case

### Note

isPostingUpdatable attribute is added to JobRequisitionPosting entity which denotes whether a job posting row is update-able or not based on write / read permissions given in a job req template.

No additional permissions is needed for the new attribute to work in the JobRequisitionPosting entity.

API Call	Description
<pre>https://&lt;api-server&gt;/odata/v2/ JobRequisition(27553)? \$format=json&amp;\$expand=jobReqPostings/ jobReqPostingPermissionsNav&amp;\$select=jobReq Postings</pre>	<ul style="list-style-type: none"><li>• If role R is given "write" permission on "agencyPosting" field only and not on "start" field, Insufficient filed level permission error is thrown in the response while upserting. GET query would fetch isPostingUpdatable flag as "false" as write permission is not given to "start" field.</li><li>• If role R is given "write" permission on "agencyPosting" and "start" fields, job req posting will be successful. In this case. isPostingUpdatable will be "true"</li><li>• If no posting type is specified and only "start" field is given write permission for role R, then all postings can be upserted.</li></ul>

## Sample Response

### Sample Code

```
{
  "d": {
    "__metadata": {
      "uri": "https://<api-server>/odata/v2/JobRequisition(27553L)",
      "type": "SFOData.JobRequisition"
    },
    "jobReqPostings": {
      "results": [
        {
          "__metadata": {
            "uri": "https://<api-server>/odata/v2/
JobRequisitionPosting(jobPostingId=16877L,jobReqId=27553L)",
```

```

        "type": "SFOData.JobRequisitionPosting"
    },
    "jobPostingId": "16877",
    "jobReqId": "27553",
    "postingStatus": "Success",
    "postStartDateOffset": "/Date(1533707968000+0000)/",
    "postStartDate": "/Date(1533707968000)/",
    "boardId": "_internal",
    "isPostingUpdatable": false,
    "channelId": null,
    "extPartnerAccountId": "0",
    "lastModifiedDateTime": "/Date(1533715168000+0000)/",
    "agencyComments": null,
    "postEndDate": "/Date(1535740199000)/",
    "lastModifiedBy": "170799",
    "postedBy": "170799",
    "postEndDateOffset": "/Date(1535740199000+0000)/",
    "boardName": null,
    "jobReqPostingPermissionsNav": {
        "__metadata": {
            "uri": "https://<api-server>/odata/v2/
JobRequisitionPostingFieldControls(jobPostingId=1,jobReqId=1)",
            "type": "SFOData.JobRequisitionPostingFieldControls"
        },
        "jobPostingId": 1,
        "jobReqId": 1,
        "postingStatus": null,
        "postStartDateOffset": null,
        "postStartDate": 3,
        "boardId": null,
        "isPostingUpdatable": null,
        "channelId": null,
        "extPartnerAccountId": null,
        "jobReqPostingPermissionsNav": null,
        "lastModifiedDateTime": null,
        "agencyComments": null,
        "postEndDate": 1,
        "jobRequisition": null,
        "lastModifiedBy": null,
        "postedBy": null,
        "postEndDateOffset": null,
        "boardName": null
    },
    "jobRequisition": {
        "__deferred": {
            "uri": "https://<api-server>/odata/v2/
JobRequisitionPosting(jobPostingId=16877L,jobReqId=27553L)/jobRequisition"
        }
    },
    {
        "__metadata": {
            "uri": "https://<api-server>/odata/v2/
JobRequisitionPosting(jobPostingId=16878L,jobReqId=27553L)",
            "type": "SFOData.JobRequisitionPosting"
        },
        "jobPostingId": "16878",
        "jobReqId": "27553",
        "postingStatus": "Success",
        "postStartDateOffset": "/Date(1533707976000+0000)/",
        "postStartDate": "/Date(1533707976000)/",
        "boardId": "_external",
        "isPostingUpdatable": false,
        "channelId": null,
        "extPartnerAccountId": "0",
        "lastModifiedDateTime": "/Date(1533715176000+0000)/",
        "agencyComments": null,
        "postEndDate": "/Date(1535740199000)/",

```

```

        "lastModifiedBy": "170799",
        "postedBy": "170799",
        "postEndDateOffset": "/Date(1535740199000+0000)/",
        "boardName": null,
        "jobReqPostingPermissionsNav": {
            "__metadata": {
                "uri": "https://<api-server>/odata/v2/
JobRequisitionPostingFieldControls(jobPostingId=1,jobReqId=1)",
                "type": "SFOData.JobRequisitionPostingFieldControls"
            },
            "jobPostingId": 1,
            "jobReqId": 1,
            "postingStatus": null,
            "postStartDateOffset": null,
            "postStartDate": 3,
            "boardId": null,
            "isPostingUpdatable": null,
            "channelId": null,
            "extPartnerAccountId": null,
            "jobReqPostingPermissionsNav": null,
            "lastModifiedDateTime": null,
            "agencyComments": null,
            "postEndDate": 1,
            "jobRequisition": null,
            "lastModifiedBy": null,
            "postedBy": null,
            "postEndDateOffset": null,
            "boardName": null
        },
        "jobRequisition": {
            "__deferred": {
                "uri": "https://<api-server>/odata/v2/
JobRequisitionPosting(jobPostingId=16878L,jobReqId=27553L)/jobRequisition"
            }
        }
    },
    {
        "__metadata": {
            "uri": "https://<api-server>/odata/v2/
JobRequisitionPosting(jobPostingId=16881L,jobReqId=27553L)",
            "type": "SFOData.JobRequisitionPosting"
        },
        "jobPostingId": "16881",
        "jobReqId": "27553",
        "postingStatus": "Deleted",
        "postStartDateOffset": "/Date(1533707998000+0000)/",
        "postStartDate": "/Date(1533707998000)/",
        "boardId": "_agency",
        "isPostingUpdatable": true,
        "channelId": null,
        "extPartnerAccountId": "0",
        "lastModifiedDateTime": "/Date(1533718664000+0000)/",
        "agencyComments": null,
        "postEndDate": "/Date(1535740199000)/",
        "lastModifiedBy": "2751942",
        "postedBy": "170799",
        "postEndDateOffset": "/Date(1535740199000+0000)/",
        "boardName": null,
        "jobReqPostingPermissionsNav": {
            "__metadata": {
                "uri": "https://<api-server>/odata/v2/
JobRequisitionPostingFieldControls(jobPostingId=1,jobReqId=1)",
                "type": "SFOData.JobRequisitionPostingFieldControls"
            },
            "jobPostingId": 1,
            "jobReqId": 1,
            "postingStatus": null,
            "postStartDateOffset": null,

```

```

        "postStartDate": 3,
        "boardId": null,
        "isPostingUpdatable": null,
        "channelId": null,
        "extPartnerAccountId": null,
        "jobReqPostingPermissionsNav": null,
        "lastModifiedDateTime": null,
        "agencyComments": null,
        "postEndDate": 1,
        "jobRequisition": null,
        "lastModifiedBy": null,
        "postedBy": null,
        "postEndDateOffset": null,
        "boardName": null
    },
    "jobRequisition": {
        "__deferred": {
            "uri": "https://<api-server>/odata/v2/
JobRequisitionPosting(jobPostingId=16881L,jobReqId=27553L)/jobRequisition"
        }
    }
},
{
    "__metadata": {
        "uri": "https://<api-server>/odata/v2/
JobRequisitionPosting(jobPostingId=16880L,jobReqId=27553L)",
        "type": "SFOData.JobRequisitionPosting"
    },
    "jobPostingId": "16880",
    "jobReqId": "27553",
    "postingStatus": "Success",
    "postStartDateOffset": "/Date(1533707991000+0000)/",
    "postStartDate": "/Date(1533707991000)/",
    "boardId": "_private_external",
    "isPostingUpdatable": false,
    "channelId": null,
    "extPartnerAccountId": "0",
    "lastModifiedDateTime": "/Date(1533715191000+0000)/",
    "agencyComments": null,
    "postEndDate": "/Date(1535740199000)/",
    "lastModifiedBy": "170799",
    "postedBy": "170799",
    "postEndDateOffset": "/Date(1535740199000+0000)/",
    "boardName": null,
    "jobReqPostingPermissionsNav": {
        "__metadata": {
            "uri": "https://<api-server>/odata/v2/
JobRequisitionPostingFieldControls(jobPostingId=1,jobReqId=1)",
            "type": "SFOData.JobRequisitionPostingFieldControls"
        },
        "jobPostingId": 1,
        "jobReqId": 1,
        "postingStatus": null,
        "postStartDateOffset": null,
        "postStartDate": 3,
        "boardId": null,
        "isPostingUpdatable": null,
        "channelId": null,
        "extPartnerAccountId": null,
        "jobReqPostingPermissionsNav": null,
        "lastModifiedDateTime": null,
        "agencyComments": null,
        "postEndDate": 1,
        "jobRequisition": null,
        "lastModifiedBy": null,
        "postedBy": null,
        "postEndDateOffset": null,
        "boardName": null
    }
}

```



API Call	Description
<code>https://&lt;api-server&gt;/odata/v2/upsert? \$format=json</code>	Non-admin users with read and write permissions for boards ID of Internal posting, external post, internal private posting, external private posting, and agency posting can upsert post-StartDate & postEndDate fields. If the permissions are revoked or not configured then system displays <b>Insufficient Row level permissions error</b> .
<code>https://&lt;api-server&gt;/odata/v2/upsert? format=json</code>	Non-admin users with read and write permissions for boards ID of Internal posting, external post, internal private posting, external private posting, and agency posting can upsert post-StartDate & postEndDate fields. If the permissions are revoked or not configured then system displays <b>Insufficient Field level permissions error</b> .
<code>https://&lt;api-server&gt;/odata/v2/select? format=json</code>	Users can only view the requisitions and their job posting details for which the user have access to.

### Note

Use time stamp in milliseconds while working with the [postEndDate](#), [postEndDateOffset](#), [postStartDate](#), and [postStartDateOffset](#) fields.

## Sample Request Payload

### Sample Code

```
Request Payload:
{
  "__metadata": {
    "uri": "JobRequisition(27571L)",
    "type": "SFOData.JobRequisition"
  },
  "jobReqPostings": [
    {
      "boardId": "_private_external",
      "jobReqId": "27571",
      "postStartDate": "/Date(1534131401000)/"
    },
    {
      "boardId": "_private_internal",
      "jobReqId": "27571",
      "postStartDate": "/Date(1534131401000)/"
    },
    {
      "boardId": "_internal",
      "jobReqId": "27571",
      "postStartDate": "/Date(1534131401000)/"
    }
  ]
}
```



## Related Information

[SAP Business Accelerator Hub: JobRequisitionPosting](#)

### 9.11.1.12 JobReqQuestions

This entity represents the job requisition questions details.

#### Permissions

- ▶ [Recruiting Permissions](#) ▶ [OData API Requisition Export](#) ▶
- ▶ [Recruiting Permissions](#) ▶ [OData API Requisition Create](#) ▶
- ▶ [Recruiting Permissions](#) ▶ [OData API Requisition Update](#) ▶

#### Supported Operations

Query, Insert, Upsert

#### Properties

Property Name	Description
questionId	Question ID
questionSource	Question Source
questionName	Question Name
questionType	Question Type
questionCategory	Question Category

#### Navigation Properties

None.

## Related Information

[SAP Business Accelerator Hub: JobRequisitionQuestion](#)

### 9.11.1.13 JobAnalyzerReportingData

You can use this entity to enable a user to extract and query data related to what is presented in the RCM Job Analyzer panel of Job Requisitions. This entity contains the job analyzer data and the Job Requisition ID that is used as a key to the parent Job Requisition object. It is used for integration scenarios and offline reporting.

## Permissions

API Permissions

Permission System	Required Settings
Role based	None
User based	None

## Properties

Property	Description
externalCode	A hash of the input data including Job Title, Description, Locale, Location, and so on that is used to generate the Job Analyzer results. e.g 9b7e631d39777c5623b0645b1f21c7f8713b76e4b5b926b72a928310b723e99f
jobReqId	ID of the Job Requisition that this Job Analyzer Reporting Data record is for.
matchedJobFamilyCode	Job Family Code that matches the job requisition data. The code depends on the "matchedJobFamilyType" value - for example 13-1141.00 is a code of o-net type.
matchedJobFamilyLabel	A human readable Job Family text - for example - Compensation, Benefits, and Job Analysis Specialists

Property	Description
matchedJobLocationCode	Job Location Code to indicate what geographical location is the salary information displayed for for example US/NY/new-york-city
matchedJobLocationLabel	A human readable Job Location - for example New York (10007), US
salaryRangeLow	The low value of the market salary range - for example 92,250
salaryRangeHigh	The high value of the market salary range - for example 112,750
predictedSalary	Salary predicted based on the job requisition data - for example 111,920
currency	Currency of the salary value
languageScore	Overall Score for the language of the Job Requisition description - for example 1.34
femaleScore	Female Score for the language of the Job Requisition description - for example 20
maleScore	Male Score for the language of the Job Requisition description - for example 20
neutralScore	Neutral Score for the language of the Job Requisition description - for example 20
feminineBiasedTerms	Feminine Biased Terms identified in the Job Requisition description. For example studies, examines, assesses
masculineBiasedTerms	Masculine Biased Terms identified in the Job Requisition description. for example aggressive, superior
detectedSkills	Detected Skills in the Job Requisition description For example Database programming, Sales Analysis
MarketSkills	Market Skills that are expected for the job family but not present in the job requisition description for example Social marketing, Data Science.

## Use Case

Request Information

Operation

Query

URI	https://<api-server>/odata/v2/ JobAnalyzerReportingData? \$format=json&\$top=1
Headers	Authorization: Basic <Base 64 encoded ("user@company:password")>

## Response

### Sample Code

```
{
  "d": {
    "results": [
      {
        "__metadata": {
          "uri": "https://<api-server>/odata/v2/JobAnalyzerReportingData('9b7e631d39777c5623b0645b1f21c7f8713b76e4b5b926b72a928310b723e99f')",
          "type": "SFOData.JobAnalyzerReportingData"
        },
        "externalCode": "9b7e631d39777c5623b0645b1f21c7f8713b76e4b5b926b72a928310b723e99f",
        "lastModifiedDateTime": "/Date(1511842317000+0000)/",
        "salaryRangeLow": "54439",
        "salaryRangeHigh": "66537",
        "masculineBiasedTerms": "[studies, examines, assesses]",
        "currency": "USD",
        "maleScore": "49",
        "detectedSkills": "[google-play]",
        "jobReqId": "1368",
        "matchedJobFamilyLabel": null,
        "mdfSystemRecordStatus": "N",
        "languageScore": "1.75",
        "feminineBiasedTerms": "[directing]",
        "predictedSalary": "69286",
        "matchedJobFamilyType": "onet",
        "neutralScore": "17",
        "createdBy": "lokamotol",
        "lastModifiedBy": "lokamotol",
        "createdDateTime": "/Date(1511842317000+0000)/",
        "marketSkills": "[Signalling System No. 7, Symmetric digital subscriber line, People Management, Shorthand]",
        "matchedJobFamilyCode": "13-1141.00",
        "matchedJobLocationCode": "TODO: Once ML API returns Job Location Code",
        "matchedJobLocationType": "TODO: Once ML API returns Job Location Type",
        "femaleScore": "34",
        "currencyNav": {
          "__deferred": {
            "uri": "https://<api-server>/odata/v2/JobAnalyzerReportingData('9b7e631d39777c5623b0645b1f21c7f8713b76e4b5b926b72a928310b723e99f')/currencyNav"
          }
        },
        "wfRequestNav": {
          "__deferred": {
            "uri": "https://<api-server>/odata/v2/JobAnalyzerReportingData('9b7e631d39777c5623b0645b1f21c7f8713b76e4b5b926b72a928310b723e99f')/wfRequestNav"
          }
        }
      }
    ]
  }
}
```

```

    },
    "mdfSystemRecordStatusNav": {
      "__deferred": {
        "uri": "https://<api-server>/odata/v2/
JobAnalyzerReportingData('9b7e631d39777c5623b0645b1f21c7f8713b76e4b5b926b72a92831
0b723e99f')/mdfSystemRecordStatusNav"
      }
    }
  ]
}

```

### 9.11.1.14 JobReqScreeningQuestion

This entity represents the details of questions associated to a Job Requisition.

#### Note

To insert parent and child questions while inserting a job requisition, you can use `<jobReqScreeningQuestions>` property instead of `<questions>` property. In order to update the questions on an existing job requisition, you must provide both the old and new questions in the payload by specifying their right order. If you provide only the new set of questions, then you can't get the desired output.

## Permissions

▶ [Recruiting Permissions](#) ▶ [OData API Requisition Export](#) ▶

▶ [Recruiting Permissions](#) ▶ [OData API Requisition Create](#) ▶

▶ [Recruiting Permissions](#) ▶ [OData API Requisition Update](#) ▶

## Supported Operations

Query, Insert, Upsert

## Properties

Property Name	Description
jobReqId	Job Requisition Id
order	JobReq Question order
questionId	JobReq Question Id
questionName	JobReq Question Name
locale	JobReq Question locale
questionType	JobReq Question type
expectedAnswer	JobReq Question Expected Answer
expectedDir	JobReq Question Expected Dir
questionParentId	JobReq Question parent id
questionParentResponse	JobReq Question parent response
maxLength	JobReq Question max length
questionWeight	JobReq Question weight
required	Applicant must answer the question
disqualifier	Applicant must answer correctly
score	Include in screening score
questionDescription	JobReq Question description
ratingScale	RatingScale name for RATING_SCALE questions

## Navigation Properties

Navigation Property	Related Entity	Description
choices	JobReqScreeningQuestionChoice	Choices

## Use Case:

Request Information

Operation	Query
URI	<code>https://&lt;api-server&gt;/odata/v2/JobReqScreeningQuestion?\$format=json&amp;\$select=jobReqId,jobReqContent</code>

### Note

Note that to query a select of an attribute from Odata, then it must contain the "jobReqContent" as well for the select to work; else, it would not return proper or expected response. For example if the you select jobReqId from the JobReqScreeningQuestion entity then the query should be: `https://sfapiqaand.sflab.ondemand.com/odata/v2/JobReqScreeningQuestion?$format=json&$select=jobReqId,jobReqContent`

If you add only jobReqId in the select, then the response will not contain any data. Hence for the query to work as expected, you must add jobReqContent in the select request.

## Related Information

[SAP Business Accelerator Hub: JobRequisitionScreeningQuestion](#)

### 9.11.1.15 JobReqScreeningQuestionChoice

This entity represents the answer choices for Job Requisition questions.

### Note

For the TEXT\_QUESTION and NUMERIC\_QUESTION types, this entity is not populated. The API does not read a single JobReqScreeningQuestionChoice for a question of type QUESTION\_MULTI\_CHOICE. The only way the read a single JobReqScreeningQuestionChoice which is of QUESTION\_MULTI\_CHOICE type, is by expanding the jobReqScreeningQuestion or jobReqScreeningQuestionChoice property from the Job Requisition.

## Permissions

▶ [Recruiting Permissions](#) ▶ [OData API Requisition Export](#) ▶

▶ [Recruiting Permissions](#) ▶ [OData API Requisition Create](#) ▶

▶ [Recruiting Permissions](#) ▶ [OData API Requisition Update](#) ▶

## Supported Operations

Query, Insert, Upsert

## Properties

Property Name	Description
optionId	Option Id
optionValue	Option value
locale	Option locale
optionName	Option name

## Related Information

[SAP Business Accelerator Hub: JobRequisitionScreeningQuestionChoice](#)

### 9.11.1.16 JobReqTemplate\_<TemplateName>

For each job requisition template available, an entity is created. This is to help you check which fields are required on a specific template when you are creating a job requisition through the Odata API. These entities do not support any operation and are only available on the metadata and in the Admin Center under the "Odata API Dictionary" page. The entity is named using the "JobReqTemplate\_" prefixed to the name of the template (For example, JobReqTemplate\_Custom).

## Supported Operations

None

## Properties and Navigation Properties

This section lists only the properties and navigation properties that require special business logic, permission, or other additional information. For more information, refer to the API dictionary in [Admin Center](#) > [API Center](#)



► [OData API Data Dictionary](#) ► or the API metadata using query: `https://<api-server>/odata/v2/<Entity>/$metadata`.

## Error Codes

HTTP Status Code	Error Code	Description
403	COE_GENERAL_FORBIDDEN	[COE0020]JobReqTemplate_<TemplateName> GET not allowed.  Query operation isn't supported.

### 9.11.1.17 JobRequisitionGroupOperator

You can use this entity to know about all the recruiting groups, which are associated with job requisitions. An administrator links the groups to a job requisition template. Recruiting groups are then linked to the job requisitions during their creation.

## Permissions

- [Recruiting Permissions](#) ► [OData API Job Requisition Export](#) ►

## Supported Operations

Query

## Properties and Navigation Properties

This section lists only the properties and navigation properties that require special business logic, permission, or other additional information. For more information, refer to the API dictionary in ► [Admin Center](#) ► [API Center](#) ► [OData API Data Dictionary](#) ► or the API metadata using query: `https://<api-server>/odata/v2/<Entity>/$metadata`.

## Properties

Property	Description
adminSelectedGroupToBeRemoved	Indicates whether to remove the admin-selected group while creating a job requisition.
isAdminSelected	Indicates whether a group is linked to a requisition template by the administrator.
isDisabled	
jobReqId	Job Requisition that is associated with the recruiting group.
operatorRole	Based on the JobRequisition template configuration, the <code>&lt;operatorRole&gt;</code> field holds the following values: <ul style="list-style-type: none"><li>• G - Hiring Manager</li><li>• T - Coordinator</li><li>• R - Recruiter</li><li>• S - Sourcer</li><li>• W - Second Recruiter</li><li>• Q - VP of Staffing</li><li>• V - Approver</li></ul>
userGroupId	Recruiting Group ID
userGroupName	Recruiting Group Name

## Navigation Properties

Navigation Property	Related Entity	Description
jobRequisition	JobRequisition	The job requisition to which a given recruiting group is associated with.

## Use Case: Get the List of Recruiting Groups

Query all the recruiting groups that are associated with job requisitions.

### Request

Operation	Query
HTTP Method	GET
URI	<code>https://&lt;api-server&gt;/odata/v2/JobRequisitionGroupOperator?\$format=json</code>

## Response

```
{
  "d": {
    "results": [
      {
        "__metadata": {
          "uri": "https://<api-server>/odata/v2/
JobRequisitionGroupOperator(jobReqId=181L,operatorRole='R',userGroupId=2229L)",
          "type": "SFOData.JobRequisitionGroupOperator"
        },
        "userGroupId": "2229",
        "jobReqId": "181",
        "operatorRole": "R",
        "isAdminSelected": true,
        "userGroupName": "RCM Recruiters",
        "isDisabled": false,
        "jobRequisition": {
          "__deferred": {
            "uri": "https://<api-server>/odata/v2/
JobRequisitionGroupOperator(jobReqId=181L,operatorRole='R',userGroupId=2229L)/
jobRequisition"
          }
        }
      },
      {
        "__metadata": {
          "uri": "https://<api-server>/odata/v2/
JobRequisitionGroupOperator(jobReqId=223L,operatorRole='Q',userGroupId=2230L)",
          "type": "SFOData.JobRequisitionGroupOperator"
        },
        "userGroupId": "2230",
        "jobReqId": "223",
        "operatorRole": "Q",
        "isAdminSelected": true,
        "userGroupName": "RCM Recruiting Admin",
        "isDisabled": false,
        "jobRequisition": {
          "__deferred": {
            "uri": "https://<api-server>/odata/v2/
JobRequisitionGroupOperator(jobReqId=223L,operatorRole='Q',userGroupId=2230L)/
jobRequisition"
          }
        }
      },
      ....
      ....
      ....
    ]
  }
}
```

## Related Information

[SAP Business Accelerator Hub: JobRequisitionGroupOperator](#)

## 9.11.1.18 Function Import

### 9.11.1.18.1 getJobReqApprovalActions

You can use this function import to receive approval actions of job requisition that are available on the form, and display the relevant buttons on the mobile devices.

#### Supported Operations

Operation	Description
GET	Gets the job requisition form actions for users.

#### Parameters

Parameter	Description	Type
formDataId	Number ending with L that identify the formDataId .  For example: formDataId: 2345L	Long
usersSysId	User Sys ID of the user for which job requisition form actions are recieved	String

#### Use Case

API Call	Description
<code>https://&lt;api-server&gt;/odata/v2/restricted/getJobReqApprovalActions?  formDataId=26791L&amp;userSysId='adminjifi'&amp;\$format=json'</code>	Return the actions that are available on the form for that particular user.

#### Sample Response

```
{  
  "d": [  
    ...  
  ]  
}
```

```

    {
      "actionType": "previous_step",
      "displayName": "Send Back",
      "enabled": true,
      "primaryAction": true
    },
    {
      "actionType": "get_feedback",
      "displayName": "Get Feedback",
      "enabled": true,
      "primaryAction": true
    },
    {
      "actionType": "next_step",
      "displayName": "Hiring Manager Exit Step",
      "enabled": true,
      "primaryAction": true
    },
    {
      "actionType": "cancel",
      "displayName": "Cancel",
      "enabled": true,
      "primaryAction": false
    },
    {
      "actionType": "save_and_close",
      "displayName": "Save and Close",
      "enabled": true,
      "primaryAction": false
    }
  ]
}

```

## Error Codes

Error Codes	Descriptions
The form data Id has not been given	When formDataId is not given in API call.
The User ID has not been given	When UsersSysId is not given in API call.
No form actions found for user...	When there are no form actions available for the user.

### 9.11.1.18.2 sendJobReqFormToUser

You can use this function import to send a job requisition form to another user.

## Supported Operations

The supported operation is to move a job requisition form to another user.

## Parameters

Parameter	Description	Type
jobReqId	Number ending with L that identify the job requisition id  For example: jobReqId: 2345L	Long
userId	String to identify the user ID to which we must assign the form  For example: userId: cgrant	String
Comments	String to identify the comments  Example comments: Moving the form to the next step	String

## Use Case

Operation	API Call	Description
POST	<code>https://&lt;api-server&gt;/odata/v2/sendJobReqFormToUser?jobReqId=26L&amp;userId="cgrant"&amp;comments="comment"&amp;\$format=json</code>	Move the given job requisition form to the given user.

## Sample Response

### Sample Code

```
{
  "d": {
    "sendJobReqFormToUser": "The job requisition has been sent to the given user."
  }
}
```

## Error Codes

Error Codes	Descriptions
INCORRECT_PARAMETER_ERROR	Job requisition <jobReqId> was not found.
MISS_REQUIRED_PARAMETER_ERROR	The job requisition Id is required.
MISS_REQUIRED_PARAMETER_ERROR	UserId is required.
ERROR	RouteMap doesn't exist.

## Example: Sample Response

Operation	API Call	Description
POST	<pre>https://&lt;api-server&gt;/odata/v2/ sendJobReqFormToUser?jobRe- qId=26L&amp;userId="cgrant"&amp;com- ments="comment"&amp;\$formay=json  https://&lt;api-server&gt;/odata/v2/ sendJobReqToNextStep?jobRe- qId=26791L&amp;comments="com- ment"&amp;\$formay=json</pre>	Move the given job requisition form to the next step.

### Sample Code

```
{
  "d": {
    "sendJobReqFormToUser": "The job requisition has been sent to the given
user."
  }
}
```

## 9.11.1.18.3 approveOrDeclineJobReqForm

You can use this entity to either approve or decline the job requisition form based on the `actionType` parameter.

### Supported Operations

The supported operation is to approve or decline a job requisition form based on `actionType` parameter.

## Note

We recommend using the `sendJobReqToNextStep` and `sendJobReqToPreviousStep` API calls to move through the route map approval. Use the `approveOrDeclineJobReqForm` entity with `actionType` as `APPROVE` only to send form to the next user.

Operation	Supported
Query	No
Upsert	No
Insert	No
Merge	No
Replace	No
Delete	No

## Parameters

Parameter	Description	Type
jobReqId	Number ending with L that identify the job requisition id  For example, jobReqId: 2345L	Long
actionType	String to identify the actionType  For example, actionType: "APPROVE"	String

## Use Case

Operation	API Call	Description
POST	<code>https://&lt;api-server&gt;/odata/v2/approveOrDeclineJobReqForm?jobReqId=26L&amp;actionType="APPROVE"</code>	Either approve or decline the job requisition form based on the <code>actionType</code> parameter



## Sample Response

### Sample Code

```
{
  "d": {
    "approveOrDeclineJobReqForm ": " The job requisition has been approved/
declined. "
  }
}
```

## Error Codes

Error Codes	Descriptions
INCORRECT_PARAMETER_ERROR	Job requisition <jobReqId> wasn't found.
INCORRECT_PARAMETER_ERROR	actionType is invalid. Only APPROVE or DECLINE is allowed.
MISS_REQUIRED_PARAMETER_ERROR	The job requisition Id is required.
MISS_REQUIRED_PARAMETER_ERROR	actionType is required.
ERROR	RouteMap doesn't exist.

## Example: Sample Response

Operation	API Call	Description
POST	<p>https://&lt;api-server&gt;/odata/v2/approveOrDeclineJobReqForm?jobReqId=26L&amp;actionType="APPROVE"</p> <p>https://&lt;api-server&gt;/odata/v2/sendJobReqToNextStep?jobReqId=26791L&amp;comments="comment"&amp;\$format=json</p>	Either approve or decline the job requisition form based on the actionType parameter.

### Sample Code

```
{
  "d": {
    "approveOrDeclineJobReqForm ": " The job requisition has been approved/
declined. "
  }
}
```

## 9.11.1.18.4 sendJobReqToNextStep

You can use this function import to send a job requisition form to the next step in a route map.

### Supported Operations

The supported operation is to move a job requisition form to the next step in a route map.

### Parameters

Parameter	Description	Type
jobReqId	Number ending with L that identify the job requisition id  For example: jobReqId: 2345L	Long
Comments	String to identify the comments  Example comments: Moving the form to the next step	String

### Use Case

Operation	API Call	Description
POST	<code>https://&lt;api-server&gt;/odata/v2/sendJobReqToNextStep?jobReqId=26791L&amp;comments="comment"&amp;\$format=json</code>	Move the given job req form to the next step.

### Sample Response

↗ Sample Code

```
{
  "d": {
    "sendJobReqToNextStep": "The job requisition has been sent to next step."
  }
}
```

## Error Codes

Error Codes	Descriptions
INCORRECT_PARAMETER_ERROR	Job requisition <jobReqId> was not found.
INCORRECT_PARAMETER_ERROR	Login user <userId> isn't allowed to move the form to next step.
MISS_REQUIRED_PARAMETER_ERROR	The job requisition ID has not been given.
ERROR	RouteMap does not exist.
ERROR	CurrentStep does not exist.

### 9.11.1.18.5 reassignJobReq

You can use this function import to reassign a job requisition to other operators.

## Supported Operations

Query

## Parameters

Parameter	Data Type
jobReqId	int
coordinator	string
hiringManager	string
recruiter	string
secondRecruiter	string

Parameter	Data Type
sourcer	string
vpOfStaffing	string

## Use Case 1: Reassign Job Requisition

Reassign the job requisition to another operator.

### Request

Operation	Query
HTTP Method	GET
URI	<pre>https://&lt;api-server&gt;/odata/v2/reassignJobReq? jobReqId=1692&amp;recruiter='aanderson1'&amp;hiringManager='cgrant2'</pre>

### Response

```
{
  "d": {
    "reassignJobReq": "The job requisition has been reassigned."
  }
}
```

## 9.11.1.18.6 addModifierToJobReq

You can use this function import to add a modifier to the job requisition workflow. The route map then shows the newly added modifier.

### Supported Operations

Query

## Parameters

Parameter	Data Type
jobReqId	long
modifier	string

## Use Case 1: Add Modifier to a Job Requisition

Add modifier to a job requisition.

### Request

Operation	Query
HTTP Method	GET
URI	<code>https://&lt;api-server&gt;/odata/v2/addModifierToJobReq?\$format=json&amp;jobReqId=12235&amp;modifier=bchen</code>

### Response

```
{
  "d": {
    "addModifierToJobReq": "Modifier has been successfully added."
  }
}
```

## 9.11.1.18.7 sendJobReqToPreviousStep

You can use this function import to send a job requisition to the previous step in the route map, provided you are an operator in the route map.

## Supported Operations

Query

## Parameters

Parameter	Data Type	Required/Optional
comment	string	Optional
JobReqId	long	Required

## Use Case

Move the job requisition to the previous step in a route map.

## Request

Operation	Query
HTTP Method	GET
URI	<code>https://&lt;api-server&gt;/odata/v2/sendJobReqToPreviousStep?&amp;comment='Test'&amp;jobReqId=1040L&amp;\$format=json</code>

## Response

```
{
  "d": {
    "sendJobReqToPreviousStep": "The job requisition has been sent to previous
step."
  }
}
```

## 9.11.2 Job Application

### 9.11.2.1 JobApplication

The job application entity contains core application data consisting of system, standard, and custom fields.

#### ⓘ Note

When the *OData API Application Create and Update Validation Bypass for Required Fields* role-based permission is enabled, the mandatory field validation is skipped for application creation and update via OData. This flow supports single and multistage applications.

The metadata of this entity shows the standard and custom fields configured in all the active templates. If a field (standard or custom) isn't configured in any of the active templates, it does n't display in the metadata and isn't a part of the OData query. However, the system and calculated fields are always displayed.

When you query a list of job applications by system statuses, you need to specify the mapped values for the system statuses in the API call. As a result, the API returns the statuses as Saved, Disqualified, Open, Closed, Withdraw,

Non-Applied, or Draft Application. The table lists the numerical values that are mapped to the different system statuses of a Job Application:

Numerical Value	Mapped to
0	"Open"
1	"Disqualified"
2	"Closed"
3	"Withdraw"
4	"Saved"
5	"Non-Applied"
6	"Draft Application"

#### 📌 Note

- The entity can't be filtered or sorted by these nonreportable custom fields. Reportable custom fields must be available within the entity and the entity can be sorted/filtered using the reportable custom fields.
- If the same field (custom or standard) has been configured as different types (say text in one and picklist in another) in separate application templates, then the field shows up as String in the metadata. In this case, OData query returns the Option Id for the picklist field of the job requisition that was created using the template having the field configured as picklist.
- If two custom fields with the same field Id are defined in two different templates, then the metadata shows the following:
  - If the default label and field type are the same, then one field in the metadata is shown.
  - If the default labels are different, then one field in the metadata with two labels that are comma-separated is shown.
- The system fields always show up in the metadata irrespective of the template definition.
- Batch operation is supported.
- Applications can be created for both Internal and External Candidates.
- The gender column automatically gets expanded, and returns the value when you query a GET operation on the Job Application entity. Note that you need not specify this column in the expand clause.
- When a job application status is changed using OData API, emails that are configured to trigger upon applicant status changes are sent to the involved stakeholders.
- The JobApplication OData entity supports candidate autodisqualification and hard stop policy.
- To be able to skip fields that have been configured in the job application template as being required, enable the *OData API Application Create and Update Validation Bypass for Required Fields* role-based permission.

## Permissions

### Operator Permissions

By default, Recruiting operators can use OData APIs to view or edit relevant fields based on field-level permissions that are defined in job application templates. These field-level permissions allow Recruiting operators to perform the same action using OData APIs as they perform on the application record in SAP SuccessFactors Recruiting.

For more information on the field-level permissions, refer to *Field-level Permissions for Job Applications* under the **Related Information** section of this page.

### Admin Permissions

The following permissions allow users to view and edit all fields in JobApplication entity:

- [Manage Permission Roles](#) > [Recruiting Permissions](#) > [OData API Application Export](#) >
- [Manage Permission Roles](#) > [Recruiting Permissions](#) > [OData API Application Create](#) >
- [Manage Permission Roles](#) > [Recruiting Permissions](#) > [OData API Application Update](#) >

Setting the following permission allows validations for required fields to be ignored so that users can skip them when creating and updating job applications using OData API:

- [Manage Permission Roles](#) > [Recruiting Permissions](#) > [OData API Application Create and Update Validation Bypass for Required Fields](#) >

## Supported Operations

Operation	Description
Query	Standard OData call to query the entity.
Merge	Update operation for the Job Application entity for a few fields without changing the values of existing fields in the Job application along with validation for required fields constraints.
Insert	Insert operation triggers assessment integration if it's configured with the <i>New/Default</i> application status.
Upsert	Upsert operation triggers assessment integration if the status of an application is changed and the new status has configured with it.
Replace	Replace operation to update fields.

### Note

The current design of the Recruiting OData APIs doesn't allow you to update any property with a null value.



# Properties and Navigation Properties

## Properties

### Note

For this entity, nonreportable custom fields are stored as CLOB data. The field, customField in the entity represents nonreportable custom fields in key and value pairs. This entity can't be filtered or sorted by these nonreportable custom fields. Reportable custom fields should be available within the entity and the entity can be sorted/filtered using the reportable custom fields.

Standard and custom fields show up based on the template definitions. Refer to OData API Data Dictionary for the latest information on the entities.

Sample Fields	Description
address	Address
agencyInfo	Agency Information
anonymizedDate	Application Anonymized Date
anonymizedFlag	Anonymized Flag  The <anonymizedFlag> field contains numerical value and it is mapped to the following: <ul style="list-style-type: none"><li>• 0 - Non-Anonymized. Candidate Profile and Application are available.</li><li>• 1 - Anonymized. Candidate Profile is deleted and Application is anonymized.</li><li>• 2 - Marked for anonymization by Data Privacy Consent Statement (DPCS) declined status. DPCS is declined/Candidate Profile is no longer available in the system and Application is marked for anonymization.</li><li>• 3 - Marked for anonymization by admin delete action. Administrator deleted the candidate profile/Candidate Profile is no longer available in the system and Application is marked for anonymization.</li><li>• 4 - Marked for anonymization by candidate delete action. Candidate deleted their profile/Candidate Profile is no longer available in the system and Application is marked for anonymization.</li></ul>
appLocale	Application Locale
applicationDate	Application Date
applicationId	Application ID  Application ID is a business key.
applicationTemplateId	Application Template Id

Sample Fields	Description
backgroundChkStatus	Background Check Status
candConversionProcessed	Candidate Conversion Processed
candidateId	Candidate ID
candidateReviewDate	Candidate Review Date
cellPhone	Cell Phone
city	City
comments	Comments
countryCode	Country Code, a two-letter code that represents a country or a region
currentCompany	Current Company
currentTitle	Current Title
customFields	Custom Fields (Represents nonreportable custom fields in key and value pairs)
customStatus	Custom Status
dateOfAvailability	Date of Availability
disabilityStatus	Disability Status
duplicateProfile	Duplicate Profile
emailAddress	Email Address
ethnicity	Ethnicity
exportedOn	Exported On
faxNumber	Fax Number
firstName	First Name
formerEmployee	Former Employee
gender	Gender
hiredOn	Hired On
homePhone	Home Phone
jobReqId	Job Requisition Id
lastModifiedBy	Last Modified By
lastModifiedByProxy	Last Modified By Proxy
lastname	Last Name
mainContact	mainContact
middleName	Middle Name
minAnnualSal	Minimum Annual Salary
owner	Owner
ownershpDate	Ownership Date

Sample Fields	Description
preferredLoc	Preferred Location
profileUpdated	Profile Updated
questionResponse	Question Response (comma-separated keys and values)
race	Race
rating	Rating
reference	Reference
referenceComments	Reference Comments
referralSource	Referral Source
referredBy	Referred By
resumeUploadDate	Resume Upload Date
snapShotDate	SnapShot Date
source	<p>Source</p> <p>Here are the string values assigned for different numerical values:</p> <ul style="list-style-type: none"> <li>0 - Internal Career Site</li> <li>1 - Corporate: Default Site</li> <li>2 - Job Board</li> <li>3 - Forwarded</li> <li>4 - Agency</li> <li>5 - Referral</li> <li>6 - Internal Referral</li> <li>7 - Job Vite</li> <li>8 - Recruiting Marketing</li> <li>9 - Forwarded as Applicant</li> </ul>
<div style="background-color: #f0f0f0; padding: 10px; border: 1px solid #ccc;"> <p><b>Note</b></p> <p>SAP SuccessFactors Recruiting doesn't recommend to use <b>Job Vite</b> as the source because the integration is deprecated.</p> </div>	
startDate	Start Date
statusComments	Status Comments
timeToHire	Time To Hire
veteranStatus	Veteran Status
zip	Zip
appStatusSetItem	App Status Set Item

Sample Fields	Description
dateOfBirth	Date of Birth  The dateOfBirth field is of type <b>DateTime</b> . For more details about <b>DateTime</b> format, refer to <i>Using the DateTime Format</i> under the <b>Related Information</b> section of this page.
ssn	Social Security Number
dataSource	Data Source
nonApplicantStatus	Non Applicant Status  0 - UNDEFINED 1 - ACTIVE_STATUS 2 - INVITED_STATUS
candTypeWhenHired	Candidate Type When Hired
jobAppGUId	Application GU Id
lastModified	Last Modified Date
userSysId	User ID

## Navigation Properties

Navigation Property	Related Entity	Description
candidateSource	PicklistOption	Candidate Source
cityPicklist	PicklistOption	City Picklist
countryPicklist	PicklistOption	Country/region Picklist
coverLetter	Attachment	Cover Letter
jobAppStatus	JobApplicationStatus	Job Application Status
jobApplicationComments	JobApplicationComments	Job Application Comments
jobApplicationResume	Attachment	Job Application Resume
multiAttachmentSelection	Attachment	Multi Attachment Selection
referredByNav	User	Referred By Navigation
resume	Attachment	Resume
statePicklist	Picklist Option	State Picklist
userNav	User	User Navigation
jobAppPermissionsNav	JobApplicationFieldControls	This property appears in the query response, only for the associated operators of the job application.

### Note

To successfully work with any navigation property of type `Attachment`, refer to the documentation with code samples in the *Related Information* section.

## Use Cases:

Request	Description
<code>../odata/v2/JobApplication('12333')</code>	Get the application where applicationId is 12333
<code>../odata/v2/JobApplication('12333')? \$expand=multiAttachmentSelection</code>	Get the application along with the attachments where applicationId is 12333
<code>../odata/v2/JobApplicationStatus? \$filter=appStatusName eq 'Interview'&amp;\$expand=jobApplications]</code>	Get all the applications in 'Interview' status
<code>../odata/v2/JobApplication? \$filter=cellPhone eq '650 645 2000'&amp;\$top=2</code>	Get the top 2 applications with cellphone 650 645 2000
<code>.. ../odata/v2/JobApplication? \$format=json&amp;\$filter=status eq 4</code>	Get the job application statuses with status as "Saved".

### Sample Code

```
../odata/v2/JobApplication
{
  "relativesEmployed":
  [{"id": "381"},
  "convicted": {"id": "380"},
  "candidateSource": {"id": "1515"},
  "candidateId": "901",
  "homePhone": "00004",
  "jobReqId": "621",
  "applicationTemplateId": "792",
  "appStatusSetItemId": "21",
  "firstName": "José",
  "lastName": "Mourinho",
  "resume":
  {
    "__metadata": {
      "type": "SFOData.Attachment"
    },
    "userId": "admin",
    "module": "RECRUITING",
    "moduleCategory": "ATTACHMENTS",
    "fileContent": "XXXXXXXXXXXXX",
    "fileName": "Attach2.doc"
  }
}
```

(POST) Inserts an application from candidateId 901 along with a resume for jobReqId 621

**Request****Description****↔ Sample Code**

```
../odata/v2/JobApplication
{
  "candidateId": "1001",
  "jobReqId": "1022",
  "applicationTemplateId": "792",
  "appStatusSetItemId": "21",
  "ssn": null,
  "cellPhone": "000005",
  "homePhone": "0001",
  "city": "test Map",
  "middleName": "test Map",
  "lastName": "test Map",
  "referenceComments": "test Map",
  "status": "0",
  "countryCode": "BR",
  "relativesRelationship": "test
Map",
  "dateOfBirth": "/"
Date(1440509843000)/",
  "referralName": "test Map",
  "noticePeriod": "test Map",
  "questionResponse": "[]",
  "referredBy": "test Map",
  "agencyInfo": "test Map",
  "faxNumber": "01",
  "relativesDept": "test Map",
  "convictedYes": "Yes",
  "statusComments": "test Map",
  "firstName": "test Map",
  "zip": null,
  "contactEmail":
"testMap@asdsa.com",
  "nonApplicantStatus": "0",
  "reference": "test Map",
  "source": "1",
  "address": "test Map",
  "formerEmployee": false,
  "rating": "0",
  "candidateSource": { "id":
"1516"},
  "convicted": { "id": "381"},
  "relativesEmployed": { "id":
"381"},
  "resume": {
    "__metadata": {
      "type": "SFOData.Attachment"
    },
    "userId": "admin",
    "module": "RECRUITING",
    "moduleCategory": "RESUME",
    "fileContent": "XXXXXXXXAAAA",
    "fileName": "TesteResume.doc"
  }
}
```

(POST) Inserts an application updating Candidate information.

/odata/v2/fwdCandidateToColleague?  
candidateId=11441&referredTo=adminSAP

(GET) Forward to colleague

## ↔ Sample Code

```
../odata/v2/Upsert
[
  {
    "__metadata":{
      "type":"SFOData.JobApplication",
      "uri":"JobApplication"
    },
    "candidateId": "1001",
    "jobReqId": "902",
    "applicationTemplateId": "792",
    "appStatusSetItemId": "21",
    "status": "0",
    "countryCode": "BR",
    "questionResponse": "[]",
    "faxNumber": "01",
    "convictedYes": "Yes",
    "zip": null,
    "nonApplicantStatus": "0",
    "source": "1",
    "rating": "0",
    "candidateSource": { "id":
"1516"},
    "convicted": { "id": "381"},
    "relativesEmployed": { "id":
"381"}
  },{
    "__metadata":{
      "type":"SFOData.JobApplication",
      "uri":"JobApplication"
    },
    "candidateId": "1001",
    "jobReqId": "901",
    "applicationTemplateId": "792",
    "appStatusSetItemId": "21",
    "status": "0",
    "countryCode": "BR",
    "questionResponse": "[]",
    "faxNumber": "01",
    "convictedYes": "Yes",
    "zip": null,
    "nonApplicantStatus": "0",
    "source": "1",
    "rating": "0",
    "candidateSource": { "id":
"1516"},
    "convicted": { "id": "381"},
    "relativesEmployed": { "id":
"381"}
  }
]
```

(POST) Batch insert operation to add two new applications.

## ↔ Sample Code

```

../odata/v2/Upsert
[
  {
    "__metadata":{
      "type":"SFOData.JobApplication",
      "uri":"JobApplication(583)"
    },
    "candidateId": "1001",
    "jobReqId": "902",
    "applicationTemplateId": "792",
    "appStatusSetItemId": "21",
    "status": "0",
    "countryCode": "BR",
    "JobApplicationQuestionResponse":
    [
      {
        "faxNumber": "01",
        "convictedYes": "Yes",
        "zip": null,
        "nonApplicantStatus": "0",
        "source": "1",
        "rating": "0",
        "candidateSource": { "id":
"1516"},
        "convicted": { "id": "381"},
        "relativesEmployed": { "id":
"381"}
      },
      {
        "__metadata":{
          "type":"SFOData.JobApplication",
          "uri":"JobApplication(584)"
        },
        "candidateId": "1001",
        "jobReqId": "901",
        "applicationTemplateId": "792",
        "appStatusSetItemId": "21",
        "status": "0",
        "countryCode": "BR",
        "jobApplicationQuestionResponse":
        [
          {
            "faxNumber": "01",
            "convictedYes": "Yes",
            "zip": null,
            "nonApplicantStatus": "0",
            "source": "1",
            "rating": "0",
            "candidateSource": { "id":
"1516"},
            "convicted": { "id": "381"},
            "relativesEmployed": { "id":
"381"}
          }
        ]
      }
    ]
  }
]

```

(POST) Batch updating two application Ids 583 and 584.



**Request****Description****↔ Sample Code**

(GET) Retrieve applications in saved status

```
{
  "d": {
    "results": [
      {
        "__metadata": {
          "uri": "https://<API-Server>/
odata/v2/JobApplication(143L)",
          "type":
            "SFOData.JobApplication"
        },
        "applicationId":
          "143",
        "offerExpiration":
          null,
        "salaryAbc": null,
        "candConversionProcessed": null,
        "anonymizedFlag":
          "0",
        "q10InterestReason":
          null,
        "lastModifiedDateTime": "/"
Date(1253625756000+0000)/",
        "profileUpdated":
          null,
        "exportedOn": null,
        "eeoInformation":
          null,
        "resumeUploadDate":
          null,
        "middleName": null,
        "offerVacation":
          null,
        "offerBonusMgt":
          null,
        "offerIntlCandidateName": null,
        "offerAgency": null,
        "lastModifiedBy":
          null,
        "temp": null,
        "snapshotDate": null,
        "startDate": null,
        "q3FollowUp": null,
        "offerInfo": null,
        "referredBy": null,
        "instr_info": null,
        "candidateId": "241",
        "q5FollowUp": null,
        "offerBiWeeklySalary": null,
        "offerContractLength": null,
        "statusComments":
          null,
        "lastModifiedByProxy": null,

```

## Request

## Description

```

"nonApplicantStatus": null,
  "applicationDate": "/"
Date(1253625756000+0000)/",
"classificationType": null,
  "offerTest": null,
  "signonBonus": null,
"referralSourceOther": null,
  "offerSalary": null,
  "ssn": null,
  "cellPhone": "212
555 1212",
  "hiredOn": null,
  "offerIntlBenefits":
null,
  "q2FollowUp": null,
  "jobAppGuid": null,
  "homePhone": "212
555 3890",
  "candTypeWhenHired":
null,
  "usersSysId": null,
  "ownershpDate": null,
"q11InternalExperience": null,
  "sectEmpInfo": null,
  "lastName": "Cooper",
  "referenceComments":
null,
  "status": "Saved",
  "countryCode": null,
  "q6FollowUp": null,
  "owner": null,
  "instrResume": null,
"offerJustification": null,
  "onboardStatus":
null,
"q9managerNotification": null,
  "dataSource": null,
"applicationTemplateId": "792",
  "anonymizedDate":
null,
  "offerDept": null,
  "agencyInfo": null,
  "jobReqId": "242",
"instrVetDescription": null,
  "firstName": "Steve",
  "duplicateProfile":
"0",
"interviewDateCultureFit": null,
  "timeToHire": null,
  "instrEEO": null,
"appStatusSetItemId": null,

```

## Request

## Description

```

      "contactEmail":
"stevecooper@live.ca",
      "offerAcceptDate":
null,
      "currentCompany":
null,

"offerHourlyPayRate": null,

"offerLeasedVehicle": null,
      "q8SalaryReq": null,
      "internalMessage":
null,
      "reference": null,
      "q9SupervisorName":
null,

"disqualDetailOther": null,

"offerHourlyBillRate": null,
      "source": "-1",
      "appLocale": null,

"offerExperienceSummary": null,
      "sectPersInfo": null,
      "startDate1": null,
      "rating": "-1",
      "sectResume": null,
      "sourceLabel": null,
      "q3Applied": {
        "__deferred": {
          "uri":
"https://<API-Server>/odata/v2/
JobApplication(143L)/q3Applied"
        }
      },
      "offerLetter": {
        "__deferred": {
          "uri":
"https://<API-Server>/odata/v2/
JobApplication(143L)/offerLetter"
        }
      },
      "languages": {
        "__deferred": {
          "uri":
"https://<API-Server>/odata/v2/
JobApplication(143L)/languages"
        }
      },
      "jobApplicationOnboardingData": {
        "__deferred": {
          "uri": "https://<API-Server>/
odata/v2/JobApplication(143L)/
jobApplicationOnboardingData"
        }
      },
      "coverLetter": {
        "__deferred": {

```

## Request

## Description

```

        "uri":
"https://<API-Server>/odata/v2/
JobApplication(143L)/coverLetter"
    },
    "insideWorkExperience": {
        "__deferred": {
            "uri": "https://<API-Server>/
odata/v2/JobApplication(143L)/
insideWorkExperience"
        },
        "jobAppStatus": {
            "__deferred": {
                "uri":
"https://<API-Server>/odata/v2/
JobApplication(143L)/jobAppStatus"
            },
            "countryPicklist": {
                "__deferred": {
                    "uri":
"https://<API-Server>/odata/v2/
JobApplication(143L)/countryPicklist"
                },
                "q9managerNotified":
{
                    "__deferred": {
                        "uri": "https://<API-Server>/
odata/v2/JobApplication(143L)/
q9managerNotified"
                    },
                    "q2Employed": {
                        "__deferred": {
                            "uri":
"https://<API-Server>/odata/v2/
JobApplication(143L)/q2Employed"
                        },
                    },
                    "outsideWorkExperience": {
                        "__deferred": {
                            "uri": "https://<API-Server>/
odata/v2/JobApplication(143L)/
outsideWorkExperience"
                        },
                        "mobility": {
                            "__deferred": {
                                "uri":
"https://<API-Server>/odata/v2/
JobApplication(143L)/mobility"
                            },
                        },
                    },
                    "jobApplicationQuestionResponse": {

```

## Request

## Description

```

        "__deferred": {
"uri": "https://<API-Server>/
odata/v2/JobApplication(143L)/
jobApplicationQuestionResponse"
        },
        "multiattachment": {
            "__deferred": {
                "uri":
"https://<API-Server>/odata/v2/
JobApplication(143L)/multiattachment"
            }
        },
        "workAuthorization":
{
            "__deferred": {
"uri": "https://<API-Server>/
odata/v2/JobApplication(143L)/
workAuthorization"
            }
        },
        "globalInfo": {
            "__deferred": {
                "uri":
"https://<API-Server>/odata/v2/
JobApplication(143L)/globalInfo"
            }
        },
        "candidate": {
            "__deferred": {
                "uri":
"https://<API-Server>/odata/v2/
JobApplication(143L)/candidate"
            }
        },
        "q5Discharged": {
            "__deferred": {
                "uri":
"https://<API-Server>/odata/v2/
JobApplication(143L)/q5Discharged"
            }
        },
        "age": {
            "__deferred": {
"uri": "https://<API-Server>/
odata/v2/JobApplication(143L)/age"
            }
        },
        "q4aggrement": {
            "__deferred": {
                "uri":
"https://<API-Server>/odata/v2/
JobApplication(143L)/q4aggrement"
            }
        },
        "jobApplicationComments": {
            "__deferred": {

```

## Request

## Description

```
"uri": "https://<API-Server>/
odata/v2/JobApplication(143L)/
jobApplicationComments"
    },
    "custEthnicity": {
      "__deferred": {
        "uri":
"https://<API-Server>/odata/v2/
JobApplication(143L)/custEthnicity"
      }
    },
    "jobOffer": {
      "__deferred": {
        "uri":
"https://<API-Server>/odata/v2/
JobApplication(143L)/jobOffer"
      }
    },
    "jobApplicationInterview": {
      "__deferred": {
        "uri": "https://<API-Server>/
odata/v2/JobApplication(143L)/
jobApplicationInterview"
      }
    },
    "education": {
      "__deferred": {
        "uri":
"https://<API-Server>/odata/v2/
JobApplication(143L)/education"
      }
    },
    "offerTimesheet": {
      "__deferred": {
        "uri":
"https://<API-Server>/odata/v2/
JobApplication(143L)/offerTimesheet"
      }
    },
    "jobApplicationAudit": {
      "__deferred": {
        "uri": "https://<API-Server>/
odata/v2/JobApplication(143L)/
jobApplicationAudit"
      }
    },
    "statusId": {
      "__deferred": {
        "uri":
"https://<API-Server>/odata/v2/
JobApplication(143L)/statusId"
      }
    },
    "jobApplicationStatusAuditTrail": {
      "__deferred": {
```

## Request

## Description

```

"uri": "https://<API-Server>/
odata/v2/JobApplication(143L)/
jobApplicationStatusAuditTrail"
    },
    "resume": {
      "__deferred": {
        "uri": "https://<API-Server>/
odata/v2/JobApplication(143L)/resume"
      }
    },
    "jobRequisition": {
      "__deferred": {
        "uri":
"https://<API-Server>/odata/v2/
JobApplication(143L)/jobRequisition"
      }
    },
    "custGender": {
      "__deferred": {
        "uri":
"https://<API-Server>/odata/v2/
JobApplication(143L)/custGender"
      }
    }
  }
}

```

/odata/v2/JobApplication(12333)? \$expand=jobApplicationAudit	Get the application along with its Audit information where applicationId is 12333
/odata/v2/ JobApplicationSnapshot_Education(346L)	Get the job application snapshot education where the snapshot_educationId is 346
/odata/v2/ JobApplicationSnapshot_OutsideWorkExperience(484L)	Get the job application snapshot work outside experience where the snapshot_outsideWorkExperienceId is 484
/odata/v2/JobApplication(741)? \$expand=education	Get the application along with its snapshot education where applicationId is 741
/odata/v2/JobApplication(707L)/ outsideWorkExperience	Get a list of the application snapshot outside work experience from applicationId 707
/odata/v2/OfferApprover(221)	Get the offer approver with id 221
/odata/v2/OfferApproval(191)	Get the offer approval detail with id 191
/odata/v2/JobApplication(601L)/ offerApproval	Get the offer approval list from applicationId 601
/odata/v2/JobApplication(601L)/ offerApproval(191)/approvers	Get the offer approver list from Offer Approval 191 from Application id 601.
/odata/v2/initiateOnboarding? applicationId=723L	Initiate the Onboarding process for the applicant related with the specified application
/odata/v2/ JobApplicationOnboardingData(61L)	Get onboarding portlet data with onboardingId 61

Request	Description
<code>/odata/v2/JobApplication(601L)/jobApplicationOnboardingData</code>	Get the list of all onboarding portlets required from applicationId 601 (with errors or not)
<code>/odata/v2/JobApplicationQuestionResponse(applicationId=763L,order=1L)</code>	Get the first question response from applicationId 763L
<code>/odata/v2/JobApplication(763)/jobApplicationQuestionResponse</code>	Get the list of all questions responses of applicationId 763

#### Sample Code

```
{
  "candidateId": "1421",
  "jobReqId": "1489",
  "appStatusSetItemId": "34",
  "candidateSource": { "id": "528" },
  "convicted": { "id": "380" },
  "relativesEmployed": { "id": "380" },
  "jobApplicationQuestionResponse" : [
    {
      "order": "1",
      "answer": "Motivated"
    },
    {
      "order": "4",
      "answer": "Unsatisfactory"
    }
  ]
}
```

(POST) Insert a JobApplication with jobAppQuestionResponses.



## Request

## Description

### ↔ Sample Code

```
{
  "__metadata":{
    "type":"SFOData.JobApplication",
    "uri":"JobApplication(905L)"
  },
  "jobApplicationQuestionResponse" : [
    {
      "order": "1",
      "answer": "Very
Motivated"
    },
    {
      "order": "2",
      "answer": "4"
    },
    {
      "order": "3",
      "answer": "this is a
text 2"
    },
    {
      "order": "4",
      "answer": "Outstanding"
    }
  ]
}
```

(POST) Update the jobAppQuestionResponses from a JobAp-  
plication

## Request

## Description

### ↔ Sample Code

```
[
  {
    "__metadata":{
      "type":"SFOData.JobApplicationQuestionResponse",
      "uri":"JobApplicationQuestionResponse"
    },
    "order": "1",
    "answer": "Very Motivated",
    "applicationId" : "882"
  },
  {
    "__metadata":{
      "type":"SFOData.JobApplicationQuestionResponse",
      "uri":"JobApplicationQuestionResponse"
    },
    "order": "4",
    "answer": "Outstanding",
    "applicationId": "882"
  }
]
```

(POST) Update the JobAppQuestionResponse from JobApplications

### ↔ Sample Code

```
{
  "__metadata":
  { "type": "SFOData.JobApplication",
    "uri": "JobApplication" }
,
  "candidateId": "49257",
  "jobReqId": "58763",
  "appLocale": "fr_FR",
  "jobApplicationQuestionResponse": [
    { "order": "4", "answer": "test1-fr" }
  ]
}
```

(UPSERT) Insert JobApplication with JobApplicationQuestionResponse with locale in the payload along with order and answer (rating scale option in that locale)

## Request

### ↔ Sample Code

```
{
  "__metadata":
  { "type": "SFOData.JobApplication",
    "uri": "JobApplication" }
,
  "applicationId": "5732953",
  "jobApplicationQuestionResponse": [
  { "order": "4", "answer": "test3-
fr" }
]
}
```

## Description

(UPSERT) Upsert JobApplication with JobApplicationQuestionResponse having answers in multi locale for rating scales

### ⓘ Note

- If during Insert JobApplication applocale in the payload doesn't match with the rating scale answer type for that locale within the jobApplicationQuestionResponse then the system should display the error message: **'Invalid answer for question 'b1608 question' (order=4). This answer should be : test1-fr, test2-fr, test3-fr, test4-fr, test5-fr. with the index 0.**
- If during Upsert JobApplication applocale of the already applied application doesn't match with the rating scale answer type for that locale within the jobApplicationQuestionResponse, then the system should display the error message: **Invalid answer for question 'b1608 question' (order=4). This answer should be: : test1-fr, test2-fr, test3-fr, test4-fr, test5-fr. with the index 0**

## Use case 1: Initiate assessment through JobApplication entity using insert operation

In the following example, admin users with OData API job application export permission can initiate assessment during insert operation if assessment is configured for the *New/Default Application* status.

Operation	Insert
HTTP method	POST
URI	https://<API-Server>/odata/v2/ JobApplication(46967L)

Payload

### ↔ Sample Code

```
{
  "candidateId": "45677",
  "jobReqId": "20161",
  "appStatusSetItemId": "3"
}
{
  "d": {
    "__metadata": {
```

```

    "uri": "https://<API-Server>/
odata/v2/JobApplication(46967L)",
    "type":
    "SFOData.JobApplication"
  },
  "candidateId": "45677",
  "jobReqId": "20161",
  "appStatusSetItemId": "3",
  "applicationId": "46967"
}

```

## Use Case 2: Initiate assessment integration through JobApplication entity using upsert operation

In the following example, admin users with OData API job application export permission can initiate assessment through upsert operation if an application status is changed. For this, assessment must be configured with the application status to which the application is moved.

Operation	Insert
HTTP method	POST
URI	https://<API-Server>/odata/v2/JobApplication(46967L)
Payload	

### Sample Code

```

{
  "__metadata": {
    "uri": "https://<API-Server>/
odata/v2/JobApplication(46967L)",
    "type":
    "SFOData.JobApplication"
  },
  "appStatusSetItemId": "5",
}
{
  "d": [
    {
      "key": "JobApplication/
applicationId=46967",
      "status": "OK",
      "editStatus": "UPDATED",
      "message": "Application
has been updated successfully",
      "index": 0,
      "httpCode": 204,
      "inlineResults": null
    }
  ]
}

```

### Use Case 3: Initiate hard stop on Job application status update

In the following example, a user can block the OData job application status update, if the assessment is configured in one of the status that is skipped. As a prerequisite, configure a hard stop status field on the Job Requisition template as a standard field.

Operation	Update
HTTP method	POST
URI	http://<api-server>/odata/v2/upsert? \$format=json

Payload

#### Sample Code

```
{
  "__metadata": {
    "uri": "https://<api-server>/
OData/v2/JobApplication(861L)",
    "type":
"SFOData.JobApplication"
  },
  "applicationId": "861",
  "appStatusSetItemId": "31"
}
{
  "d": [
    {
      "key": null,
      "status": "ERROR",
      "editStatus": null,
      "message": "Application
status cannot be updated, one or
more assessments have not been
completed with the index 0",
      "index": 0,
      "httpCode": 500,
      "inlineResults": null
    }
  ]
}
```

### Use Case 4: Initiate Candidate auto-disqualification based on pre-screening questions

In the following example, the candidate is automatically moved to disqualified status, if the prescreening questions are answered incorrectly.

Operation	Insert
HTTP method	POST
URI	http://<hostname>/odata/v2/JobApplication? \$format=json

Payload

### Sample Code

```
{
  "jobReqId": "37472",
  "candidateId": "4563",
  "middleName": "OData",
  "homePhone": "1234567890",
  "jobApplicationQuestionResponse": [
    {
      "order": "1",
      "answer": "10"
    }
  ]
}
```

```
{
  "jobReqId": "37472",
  "candidateId": "4563",
  "middleName": "OData",
  "applicationId": "12345",
  "homePhone": "1234567890",
  "status": "Disqualified",
}
```

## Error Codes

Error Code	Description
<i>Permission not enabled</i> (not a specific code)	Recruiting OData API is not enabled in Provisioning.  <b>→ Remember</b> As a customer, you don't have access to Provisioning. To complete tasks in Provisioning, contact your implementation partner or Account Executive. For any non-implementation tasks, contact Product Support.
<i>Edit permission not enabled</i> (not a specific code)	OData API Application <editType> permission in Admin Center is not enabled.
<i>Field required</i> (not a specific code)	<field> required.
<i>Field invalid</i> (not a specific code)	<field> invalid.
<i>Invalid number</i> (not a specific code)	<field> has a invalid number format
<i>Invalid date</i> (not a specific code)	<field> has a invalid date format

Error Code	Description
<i>Invalid boolean</i> (not a specific code)	<field> has a invalid Boolean format
<i>Invalid template</i> (not a specific code)	Template Id <templated> is invalid or inactive
<i>SCA error</i> (not a specific code)	Unable to insert application due to a SCA Error.
<i>Forward failed</i> (not a specific code)	Forward failed.
<i>Upsert failed</i> (not a specific code)	Application upsert failed : <error>
<i>Database batch error</i> (not a specific code)	Database error when executing application batch operations.
<i>Unexpected batch error</i> (not a specific code)	Unexpected error occurred when executing application batch operations.
<i>Override error</i> (not a specific code)	Override not allowed for Candidate Id = <candidateId> and job requisition = <jobReqId>
<i>Error updating candidates</i> (not a specific code)	Error updating candidates for job application batch operation
<i>Error inserting batch</i> (not a specific code)	Failed to batch insert applications
<i>Error updating batch</i> (not a specific code)	Failed to batch update applications.

## Related Information

[Field-level Permissions for Job Applications](#)

[Using the DateTime Format](#)

[SAP Business Accelerator Hub: JobApplication](#) 

[Attachment \[page 221\]](#)

## 9.11.2.2 JobApplicationAssessmentOrder

You can use this entity to help meet data privacy and protection compliance and for integrations. It represents the job application order request and its primary business use is to initialize an assessment with a third-party provider for internal and external applications.

### Permissions

API Permissions

Permission System	Required Settings
Role based	<a href="#">▶ Recruiting Permissions ▶ OData API Application Create ▶</a>
	<a href="#">▶ Recruiting Permissions ▶ OData API Application Export ▶</a>
	<a href="#">▶ Recruiting Permissions ▶ OData API Application Update ▶</a>

### Supported Operations

Query

### Properties

In the following table, we've added some additional information about some of the field properties.

Property	Type	Additional Information
id	long	key attribute
vendorCode	string	Assessment vendor code
packageCode	string	Assessment package code
createdBy	string	Created user id
lastModifiedBy	string	Last modified user id
createdDateTime	datetimeoffset	-
lastModifiedDateTime	datetimeoffset	-



Property	Type	Additional Information
assessmentURL	string	Assessment URL that a candidate can use to take an assessment
jobApplication	nav	Related to the JobApplication entity for which the assessment is initiated.
assessmentReport	nav	Related to the JobApplicationAssessmentReport and represents the assessment reports for the initiated assessment. This navigation has a 1: n relationship.
applicationId	long	Job application id
handbackUrl	string	The URL to which assessment provider redirects the candidate once the assessment is completed by the candidate.

## Navigation Properties

Navigation Property	Related Entity	Description
createdByNav	User	Created by navigation
lastModifiedByNav	User	Last modified by navigation

## Use Case: Retrieve a Job Application Assessment Order

### Request

Operation	Query
HTTP Method	GET
URI	<code>https://&lt;api-server&gt;/odata/v2/JobApplicationAssessmentOrder(1L)?\$format=json</code>

### Response

#### Sample Code

```
{
  "d": {
    "results": [
      {
```

```

    "__metadata": {
      "uri": "https://<api-server>/odata/v2/
JobApplicationAssessmentOrder(1L)",
      "type": "SFOData.JobApplicationAssessmentOrder"
    },
    "id": "1",
    "vendorCode": "VendorCode1",
    "packageCode": "12398023901239",
    "createdDateTime": "/Date(1502729943000+0000)/",
    "applicationId": "41040",
    "handbackUrl": "https://<Careerapi-server>/sfcareer/jobsappliedcareer?
company=<CompanyID>",
    "lastModifiedDateTime": "/Date(1502729943000+0000)/",
    "createdBy": "cgrant",
    "assessmentURL": "https://<custom-URL>",
    "lastModifiedBy": "cgrant",
    "assessmentReport" :
    {
      "__deferred": {
        "uri": "https://<api-server>/odata/v2/
JobApplicationAssessmentOrder(1L)/assessmentReport"
      }
    },
    "jobApplication":
    {
      "__deferred": {
        "uri": "https://<api-server>/odata/v2/
JobApplicationAssessmentOrder(1L)/jobApplication"
      }
    }
  }
]
}

```

## Additional Information

The navigation property, assessmentReport to JobApplicationAssessmentReport has a 1:n relationship.

## Related Information

[SAP Business Accelerator Hub: JobApplicationAssessmentOrder](#) 

## 9.11.2.3 JobApplicationAssessmentReport

You can use this entity for integrations. It represents the job application assessment report for a candidate in the recruiting module and its primary business use is to check the status of a completed assessment for internal and external applications. You can also perform insert and batch insert operations on this entity.

### Permissions

API Permissions

Permission System	Required Settings
Role based	<a href="#">▶ Recruiting Permissions</a> > <a href="#">▶ OData API Application Create</a> >
	<a href="#">▶ Recruiting Permissions</a> > <a href="#">▶ OData API Application Export</a> >

### Supported Operations

Operation	Description
Query	Query an entity
Insert	Insert a record
Upsert	Upsert (only insert; no update) a record

#### Note

The current design of the Recruiting OData APIs doesn't allow you to update any property with a null value.

### Properties and Navigation Properties

This section lists only the properties and navigation properties that require special business logic, permission, or other additional information. For more information, refer to the API dictionary in [▶ Admin Center](#) > [▶ API Center](#) > [▶ OData API Data Dictionary](#) > or the API metadata using query: `https://<api-server>/odata/v2/<Entity>/$metadata`.

#### Properties

Property	Description
id	Key attribute

Property	Description
orderId	Assessment order ID
status	Assessment status  The following are the statuses that are mapped to this field: <ul style="list-style-type: none"> <li>• 0 - RECRUITING_ASSESSMENT_COMPLETED</li> <li>• 1 - RECRUITING_ASSESSMENT_PENDING</li> <li>• 2 - RECRUITING_ASSESSMENT_INITIATED</li> <li>• 99 - RECRUITING_ASSESSMENT_FAILED</li> </ul>
statusDetails	Assessment status description
statusDate	Assessment status date
reportURL	Assessment report URL from the assessment vendor  Only when the status of an assessment report is 0 (Completed), the <code>reportURL</code> value appears on the assessment portlet in SAP SuccessFactors Recruiting User Interface.

## Navigation Properties

Navigation Property	Related Entity	Description
assessmentReportDetail	JobApplicationAssessmentReportDetail	Job Application Assessment Report Detail
jobApplicationAssessmentOrder	JobApplicationAssessmentOrder	Job Application Assessment Order

## Use Case 1: Query a JobApplicationAssessmentReport

Request

Operation	Query
HTTP Method	GET
URI	<code>https://&lt;api-server&gt;/odata/v2/JobApplicationAssessmentReport(1L)?\$format=json</code>

## Response

```
{
  "d": {
    "__metadata": {
      "uri": "https://<api-server>/odata/v2/JobApplicationAssessmentReport(1L)",
      "type": "SFOData.JobApplicationAssessmentReport"
    },
    "id": "1",
  }
}
```

```

    "statusDate": "/Date(1354266286000+0000)/",
    "orderId": "1",
    "statusDetails": null,
    "reportURL": null,
    "status": "3",
    "assessmentReportDetail": {
      "__deferred": {
        "uri": "https://<api-server>/odata/v2/
JobApplicationAssessmentReport(1L)/assessmentReportDetail"
      }
    },
    "jobApplicationAssessmentOrder": {
      "__deferred": {
        "uri": "https://<api-server>/odata/v2/
JobApplicationAssessmentReport(1L)/jobApplicationAssessmentOrder"
      }
    }
  }
}

```

## Use Case 2: Insert a JobApplicationAssessmentReport

### Request Information

Operation	Insert
HTTP Method	POST
URI	https://<api-server>/odata/v2/ JobApplicationAssessmentReport

Payload

### Sample Code

```
{
  "status": "1",
  "statusDetails": "status
stat details",
  "statusDate": "/"
Date(1502729943000+0000)/",
  "reportURL": "report url",
  "orderId": "1",
  "assessmentReportDetail" : [
    {
      "__metadata": {
        "uri": "https://<api-
server>/odata/v2/
JobApplicationAssessmentReportDetail"
      },
      "type":
      "SFOData.JobApplicationAssessmentRepo
rtDetail"
    },
    {
      "scoreValue": "C",
      "scoreComponent": "Band",
      "reportId": "1"
    }
  ],
  {
    "__metadata": {
      "uri": "https://<api-
server>/odata/v2/
JobApplicationAssessmentReportDetail"
    },
    "type":
    "SFOData.JobApplicationAssessmentRepo
rtDetail"
  },
  {
    "scoreValue": "DDD",
    "scoreComponent":
    "Grade",
    "reportId": "1"
  }
  ]
}
```

## Use Case 3: Upsert a JobApplicationAssessmentReport

Request Information

Operation	Upsert
HTTP Method	POST
URI	https://<api-server>/odata/v2/Upsert

Payload

### Sample Code

```
{
  "__metadata": {
    "uri":
"https://<api-server>/odata/v2/
JobApplicationAssessmentReport",
    "type":
"SFOData.JobApplicationAssessmentRepo
rt"
  },
  "status": "1",
  "statusDetails": "status
stat details",
  "statusDate": "/"
Date(1502729943000+0000)/",
  "reportURL": "report url",
  "orderId": "1",
  "assessmentReportDetail" : [
    {
      "__metadata": {
        "uri": "https://<api-
server>/odata/v2/
JobApplicationAssessmentReportDetail"
      ,
        "type":
"SFOData.JobApplicationAssessmentRepo
rtDetail"
      },
      "scoreValue": "C",
      "scoreComponent": "Band",
      "reportId": "1"
    },
    {
      "__metadata": {
        "uri": "https://<api-
server>/odata/v2/
JobApplicationAssessmentReportDetail"
      ,
        "type":
"SFOData.JobApplicationAssessmentRepo
rtDetail"
      },
      "scoreValue": "DDD",
      "scoreComponent":
"Grade",
      "reportId": "1"
    }
  ]
}
```

## Related Information

[SAP Business Accelerator Hub: JobApplicationAssessmentReport](#)

## 9.11.2.4 JobApplicationAssessmentReportDetail

You can use this entity for integrations. It represents the job application assessment report details and each detail entity represents a report component such as a grade for a candidate.

### Permissions

API Permissions

Permission System	Required Settings
Role based	<a href="#">▶ Recruiting Permissions</a> <a href="#">▶ OData API Application Export</a> ▶

### Supported Operations

Operation	Description
Query	Query an entity

### Properties and Navigation Properties

This section lists only the properties and navigation properties that require special business logic, permission, or other additional information. For more information, refer to the API dictionary in [▶ Admin Center](#) [▶ API Center](#) [▶ OData API Data Dictionary](#) ▶ or the API metadata using query: `https://<api-server>/odata/v2/<Entity>/$metadata`.

#### Properties

Property	Description
id	Key attribute
scoreComponent	Score component
scoreValue	Score value

#### Navigation Properties

Navigation Property	Related Entity	Description
assessmentReport	JobApplicationAssessmentReport	Assessment Report



## Use Case: Query JobApplicationAssessmentReportDetail

In the following example, admin users query the OData API JobApplicationAssessmentReportDetail entity for assessment report details.

### Request

Operation	Query
HTTP Method	GET
URI	https://<api-server>/odata/v2/ JobApplicationAssessmentReportDetail(32L)? \$format=JSON

### Response

```
{
  "d": {
    "__metadata": {
      "uri": "https://<api-server>/odata/v2/  
JobApplicationAssessmentReportDetail(32L)",
      "type": "SFOData.JobApplicationAssessmentReportDetail"
    },
    "id": "32",
    "scoreComponent": "PERCENTILE",
    "scoreValue": "89.0",
    "assessmentReport": {
      "__deferred": {
        "uri": "https://<api-server>/odata/v2/  
JobApplicationAssessmentReportDetail(32L)/assessmentReport"
      }
    }
  }
}
```

## Related Information

[SAP Business Accelerator Hub: JobApplicationAssessmentReportDetail](#)

## 9.11.2.5 JobApplicationComments

This entity represents the comments entered for the job application.

### Permissions

Permission System	Required Setting
Role-based	<a href="#">▶ Recruiting Permissions</a> > <a href="#">OData API Application Export</a> >
	<a href="#">▶ Recruiting Permissions</a> > <a href="#">OData API Application Create</a> >
	<a href="#">▶ Recruiting Permissions</a> > <a href="#">OData API Application Update</a> >
	<a href="#">▶ Recruiting Permissions</a> > <a href="#">OData API Application Audit Export</a> >

### Supported Operations

Operation	Description
Query	Standard OData call to query the entity.
Upsert	Update or insert operation for the JobApplicationComments entity.

#### Note

The current design of the Recruiting OData APIs doesn't allow you to update any property with a null value.

### Properties

Property	Description
associatedCommentId	Associated Comment Id
associatedId	Associated Id
commentId	Comment Id
commentator	Commentator
content	Content
hasAssociatedComment	Has Associated Comment
migratedCommentatorUserName	Migrated Commentator User Name

Property	Description
refId	Reference Id
refType	Reference Type

## Navigation Properties

Navigation Property	Related Entity	Description
jobApplication	JobApplication	Application
commentatorNav	User	Commentator Navigation

## Use Case: Querying the Job Application Comments

This API fetches the comments for a Job Application.

### Request

Operation	Query
HTTP Method	GET
URI	<code>https://&lt;api-server&gt;/odata/v2/JobApplicationComments(671L)?\$format=JSON</code>

### Response

```
{
  "d": {
    "__metadata": {
      "uri": "https://<api-server>/odata/v2/JobApplicationComments(671L)",
      "type": "SFOData.JobApplicationComments"
    },
    "commentId": "671",
    "associatedId": null,
    "commentator": "athompson1",
    "migratedCommentatorUserName": null,
    "associatedCommentId": null,
    "refType": "APPLICATION",
    "hasAssociatedComment": "0",
    "applicationId": "17730",
    "content": "mindtree comments",
    "jobApplication": {
      "__deferred": {
        "uri": "https://<api-server>/odata/v2/JobApplicationComments(671L)/jobApplication"
      }
    },
    "commentatorNav": {
      "__deferred": {
        "uri": "https://<api-server>/odata/v2/JobApplicationComments(671L)/commentatorNav"
      }
    }
  }
}
```

```
}  
  }  
}
```

## Related Information

[SAP Business Accelerator Hub: JobApplicationComments](#)

### 9.11.2.6 JobApplicationFieldControls

This entity provides a way to access all field permissions that are defined in the job application template, for the operator role associated with login user. This entity holds each field control permission for all the fields defined in the respective job application template. It helps in accessing field control permission for the login user through OData and doesn't support insert, update, upsert, and delete.

## Supported Operations

Query (Only by expanding `jobAppPermissionsNav` navigational property of `JobApplication` entity.)

## Properties and Navigation Properties

This section lists only the properties and navigation properties that require special business logic, permission, or other additional information. For more information, refer to the API dictionary in [Admin Center](#) [API Center](#) [OData API Data Dictionary](#) or the API metadata using query: `https://<api-server>/odata/v2/<Entity>/$metadata`.

## Field-Level Permission Values

Here's a list of possible values for field-level permissions:

- 0 = hidden: The property isn't visible on user interfaces.
- 1 = read-only: The property can't be changed.
- 3 = optional: The property may contain a null value (indicates writeable).
- 7 = mandatory: The property must contain a value (indicates writeable).

## Use Case: Querying the Field-Level Permissions for a Specific User

This API fetches the field level permissions for a specific user who triggers API request against `JobApplication` entity. The `jobAppPermissionsNav` property is returned in the response only if the logged on user is a nonadmin user and is a recruiting operator.

### Request

Operation	Query
HTTP Method	GET
URI	<code>https://&lt;api-server&gt;/odata/v2/JobApplication(48385)?\$format=json&amp;\$select=jobAppPermissionsNav,applicationId&amp;\$expand=jobAppPermissionsNav</code>

### Response

#### Sample Code

```
{
  "d": {
    "__metadata": {
      "uri": "https://<api-server>/odata/v2/JobApplication(48385L)",
      "type": "SFOData.JobApplication"
    },
    "applicationId": "48385",
    "jobAppPermissionsNav": {
      "__metadata": {
        "uri": "https://<api-server>/odata/v2/JobApplicationFieldControls(1)",
        "type": "SFOData.JobApplicationFieldControls"
      },
      "applicationId": 1,
      "instrSalary": null,
      "PASS_TYPE_ID": null,
      "IDForm": null,
      "ssn": 3,
      "airlineBookingComments": null,
      "cust_AssessmentInstr": null,
      "Custom4Date": 3,
      "Number1": null,
      "usersSysId": null,
      "eligibilityBank": 3,
      "referralSource": 3,
      "securityDocuments": null,
      "jobApplicationComments": 3,
      "medicalcheckcomments": null,
      "state": 0,
      "customPersonalWebsite": 3,
      "firstName_â€": null,
      "referredByNav": null,
      "flightAddAttachment": null,
      "offerLetter": 0,
      "PeriodInADNOCgroup": null,
      "Custom2Textâ€": 3,
      "formerEmployee": null,
      "customPersonalWebsitecustom": 3,
      "certificates": 3,
      "nationality": 3,
      "statusComments": null,
      "statusId": 3,
    }
  }
}
```

```

"text1": null,
"Custom5bool": 3,
"QualificationStartDate": null,
"startDate": 0,
"cust_ref2Email": null,
"mobility": 3,
"customDateField": null,
"Custom7Number": 3,
"ethnicity": 3,
"previousnationality": null,
"sourceLabel": null,
"houseNumber": 7,
"Visa": null,
"profileUpdated": null,
"availability": null,
"jobOffer": 0,
"duplicateProfile": null,
"countryPicklist": null,
"cust_instrUAE nat": null,
"readytodevelop": 3,
"hfaOverallScore1": 3,
"Custom1Percent": null,
"referencecheckcomments": null,
"averageRating": 0,
"feedbackdatereferencecheckCompleted": null,
"resume": 3,
"jobReqId": null,
"userNav": null,
"address": 0,
"cust_Reference2instr": null,
"languages": 3,
"medicalcheckdatecompleted": null,
"dateSecurityRequest": null,
"instr_AcademicQualificationmessage": null,
"cust_ref2ContactName": null,
"employeeId": 3,
"CertEquiv": null,
"instr_AcademicQualification": null,
" candConversionProcessed": null,
"customEnumField": null,
"candidateName": 0,
"Relationship": null,
"Custom6Enum": 3,
"GPA": null,
"cust_ReferenceCheckinstr": null,
"zip_1": null,
"referenceCheckstatus": null,
"country": 0,
"passportNationality1": null,
"lastModifiedDateTime": null,
"middleName_": null,
"Custom8Picklist": 3,
"Custom9Picklist": 3,
"source": null,
"startTitle": null,
"preferredLoc": 3,
"QualificationEndDate": null,
"customCurrency": 3,
"school": null,
"snowTicketDetails": null,
"datetawteenCompleted": null,
"bkgrndChkAttachment": 0,
"cust_instrGuidelines": null,
"formerEmployee_1": null,
"custotherben": null,
"eeoInstruction": null,
"custInstSecurityChecks": null,
"formerEmp": 3,

```

```

"jobApplicationOnboardingData": 0,
"homePhone": 3,
"degree": null,
"custCurrency3": null,
"cust_ref1Email": null,
"custCurrency2": null,
"custCurrency1": null,
"custSalary": null,
"ownershpDate": null,
"firstName": 3,
"currentTitle": 3,
"lastModifiedByProxy": null,
"workRightcustom": 3,
"Custom3Dateâ€”": 3,
"anonymizedDate": null,
"jobApplicationAudit": null,
"JobReferralSource": null,
"currencycustom": 3,
"airlinesnowrequeststatus": null,
"salutation": 3,
"cust_Referencelinstr": null,
"ExpectedSalary": null,
"flightticketsubmissiondate": null,
"referencecheckDocuments1": null,
"applicationDate": 0,
"app_JOmic": null,
"hiredOn": null,
"armedForces": 3,
"Custom2TextArea": 3,
"UndCertEquiv": null,
"AttestScripts": null,
"Custom1Text": 3,
"applicantDetails": null,
"Custom4Percent": 3,
"backChkRequestDate": null,
"instr_outsideWorkExperience": null,
"medicalcheckdocuments": null,
"owner": null,
"race": 0,
"averageRating_1": null,
"familyCode": null,
"airlineticketrequestbyusername": null,
"currentNoticePeriod": null,
"testdate": 3,
"exportedOn": null,
"veteranStatus1": null,
"addHouseNumber": 3,
"veteranStatus2": null,
"trainingCert": null,
"instr_outsideWorkExperiencemessage": null,
"custInstTawteen": null,
"middleName": 3,
"TawteenStartDate": null,
"businessType": null,
"appLocale": null,
"custom_string5": null,
"testBool": 3,
"airlinesnowrequestid": null,
"education": 3,
"NationID": null,
"custom_string2": null,
"endDate": null,
"VisaAppForm": null,
"jobAppPermissionsNav": null,
"custInstRefCheck": null,
"SalarySlip": null,
"coverLetter": 3,
"jobApplicationAssessmentOrder": 0,

```

```

"zip": 0,
"dateOfAvail11": 3,
"jobApplicationInterview": 0,
"currentCompany": 3,
"customPicklistField": null,
"ARABIC_PASS_PLACE_ISSUE": null,
"jobRequisition": null,
"rcmtentativejoiningdate": null,
"cust_PassportInfo": null,
"cust_nationID": null,
"status": null,
"ENGLISH_PASS_PLACE_ISSUE": null,
"lastName": 3,
"other": null,
"testnumber": 3,
"gender": 3,
"city": 0,
"cust_AssessmentResult": null,
"cust_ref1CompanyName": null,
"jobApplicationQuestionResponse": 0,
"customenumcurrency": 3,
"cust_instr15": null,
"passCopy": null,
"countryCode": 0,
"cust_instr11": null,
"Custom2Percent": null,
"airlineBookingAttachment": null,
"country_1": null,
"datereferencecheckCompleted": null,
"cust_ref1ContactName": null,
"cust_instr19": null,
"arrivalTravelDate": null,
"cust_AssessmentCompleteDate": null,
"cust_NationalIDInstruction": null,
"nonApplicantStatus": null,
"resumeUploadDate": null,
"cust_instr10": null,
"customTextField": null,
"dateOfBirth": 3,
"referencecheckDocuments": null,
"appStatusSetItemId": 3,
"job_app_cust_multiAttachment": null,
"cust_ref2CompanyName": null,
"QualificationCountry": null,
"minAnnualSal": 0,
"PassPicture": null,
"referenceComments": null,
"anonymizedFlag": null,
"referredBy": null,
"cust_AssessmentReqDate": null,
"cellPhone": 3,
"applicationTemplateId": null,
"AdnocPrevWork": null,
"cust_ref1PhoneNo": null,
"cust_ref2PhoneNo": null,
"customTest1": 3,
"insideWorkExperience": 3,
"jobTitle": 0,
"rating": null,
"highestEducation": 3,
"currentCountry": null,
"agencyInfo": null,
"reference": null,
"veteranStatus": 3,
"cust_instr9": null,
"customPercent2": 3,
"jobAppStatus": null,
"jobsApplied": 3,

```



```

    "major": null,
    "addressLine1": null,
    "cust_instr1": null,
    "employer": null,
    "addressLine2": null,
    "cust_instr5": null,
    "timeToHire": null,
    "passportNumber": null,
    "initials": 7,
    "percentcustom": 3,
    "cust_AppSelectionText": null,
    "SpCert": null,
    "testfield": 3,
    "cust_Assessmentcmnts": null,
    "custMaritalStatus": null,
    "outsideWorkExperience": 3,
    "custInstBackgroundChecks": null,
    "candidateId": null,
    "dataSource": null,
    "EmID": null,
    "candTypeWhenHired": null,
    "passStartDate": null,
    "disabilityStatus": null,
    "jobApplicationStatusAuditTrail": null,
    "multiattachSel": null,
    "referralName": null,
    "GoodCond": null,
    "customBoolField": null,
    "customfield3": null,
    "Date1": null,
    "customHyperlink": 3,
    "custLargePicklist": 3,
    "candidate": 0,
    "cust_unifiedNoPassport": null,
    "Custom8Number": 3,
    "formerEmployeeYesCustom": 3,
    "reviewDate": null,
    "dateSecurityCompleted": null,
    "tawteenDocuments": null,
    "Custom3Percent": null,
    "testbool": 3,
    "custom3": null,
    "prefixAvebe": 3,
    "custCurrency": null,
    "custom2": null,
    "statusId_1": null,
    "customNumberField": null,
    "JobReferralOther": null,
    "bkgrndChkStatus": 0,
    "contactEmail": 3,
    "jobAppGuid": null,
    "referencecheckcomments1": null,
    "referralSource_1": null,
    "lastModifiedBy": null,
    "tawteencomments": null,
    "flightticketsubmissionstatus": null,
    "workExpLet": null,
    "Custom3Text": 3,
    "passEndDate": null,
    "faxNumber": 3,
    "familyBook": null,
    "snapShotDate": null
  }
}
}

```

## 9.11.2.7 JobApplicationStatus

This entity represents the job application status.

### Permissions

Permission System	Required Setting
Role-based	<a href="#">▶ Recruiting Permissions</a> > <a href="#">OData API Application Export</a> >
	<a href="#">▶ Recruiting Permissions</a> > <a href="#">OData API Application Create</a> >
	<a href="#">▶ Recruiting Permissions</a> > <a href="#">OData API Application Update</a> >

### Supported Operations

Query, Insert, Upsert

#### Note

The current design of the Recruiting OData APIs doesn't allow you to update any property with a null value.

### Properties and Navigation Properties

This section lists only the properties and navigation properties that require special business logic, permission, or other additional information. For more information, refer to the API dictionary in [▶ Admin Center](#) > [API Center](#) > [OData API Data Dictionary](#) > or the API metadata using query: `https://<api-server>/odata/v2/<Entity>/$metadata`.

#### Note

SAP SuccessFactors recommends you to start using `JobApplication` API rather than the `JobApplication` navigation property in `JobApplicationStatus` ODATA entity.

### Related Information

[SAP Business Accelerator Hub: JobApplicationStatus](#)

## 9.11.2.8 JobApplicationStatusAuditTrail

The JobApplicationStatusAuditTrail entity represents the job application status audit trail information.

### Permissions

- ▶ [Recruiting Permissions](#) ▶ [OData API Application Export](#) ▶
- ▶ [Recruiting Permissions](#) ▶ [OData API Application Create](#) ▶
- ▶ [Recruiting Permissions](#) ▶ [OData API Application Update](#) ▶
- ▶ [Recruiting Permissions](#) ▶ [OData API Application Audit Export](#) ▶

### Supported Operations

Query

### Properties and Navigation Properties

This section lists only the properties and navigation properties that require special business logic, permission, or other additional information. For more information, refer to the API dictionary in ▶ [Admin Center](#) ▶ [API Center](#) ▶ [OData API Data Dictionary](#) ▶ or the API metadata using query: `https://<api-server>/odata/v2/<Entity>/$metadata`.

#### Properties

Property	Description
createdBy	ID of a User that created the audit record
createdDateTime	Date and time of audit record creation
lastModifiedBy	ID of the user that performed the change
lastModifiedDateTime	Date and time of the last modification to application status
revNumber	Revision number
revType	Revision type

Property	Description
skippedStatus	<p>Skipped status</p> <div style="border: 1px solid #ccc; background-color: #f9f9f9; padding: 10px; margin-top: 10px;"> <p><b>Note</b></p> <p>skippedStatus doesn't have a label in the API, but it does have the following values:</p> <ul style="list-style-type: none"> <li>• 0 = Not skipped</li> <li>• 1 = Skipped by the user</li> <li>• 2 = Skipped because the user does not have permission</li> </ul> </div>
statusComments	Status comments

## Navigation Properties

Navigation Property	Related Entity	Description
jobApplication	JobApplication	Job Application
jobAppStatus	JobAppStatus	Job Application Status
lastModifiedByNav	User	Last Modified By Navigation
lastModifiedProxyUser	User	Last Modified Proxy User
createdByNav	User	Created By Navigation

## Related Information

[SAP Business Accelerator Hub: JobApplicationStatusAuditTrail](#)

## 9.11.2.9 JobApplicationStatusLabel

This entity represents the job application status labels in different supported languages (for internationalization).

### Permissions

Permission System	Required Setting
Role-based	<a href="#">▶ Recruiting Permissions</a> > <a href="#">OData API Application Export</a> >
	<a href="#">▶ Recruiting Permissions</a> > <a href="#">OData API Application Create</a> >
	<a href="#">▶ Recruiting Permissions</a> > <a href="#">OData API Application Update</a> >
	<a href="#">▶ Recruiting Permissions</a> > <a href="#">OData API Application Audit Export</a> >

### Supported Operations

Query

### Properties

Property	Description
appStatusId	Application Status Id
locale	Locale
statusLabel	Application Status Label
candidateLabel	Candidate Label

### Navigation Properties

Navigation Property	Related Entity	Description
appStatus	JobAppStatus	Job Application Status

## Use Case: Query the Status Labels for a Job Application

Query all the the status lables associated with a job application:

Operation	Query
URI	<code>https://&lt;api-server&gt;/odata/v2/JobApplicationStatus(3L)/jobAppStatusLabel?\$format=json</code> <code>https://&lt;api-server&gt;/odata/v2/JobApplicationStatusLabel?\$format=json</code>

## Response

### Sample Code

```
{
  "d": {
    "results": [
      {
        "__metadata": {
          "uri": "https://<api-server>/odata/v2/JobApplicationStatusLabel(3L)",
          "type": "SFOData.JobApplicationStatusLabel"
        },
        "appStatusId": "3",
        "candidateLabel": "We are currently reviewing all applications.",
        "locale": "en_US",
        "statusLabel": "New Application",
        "appStatus": {
          "__deferred": {
            "uri": "https://<api-server>/odata/v2/JobApplicationStatusLabel(3L)/appStatus"
          }
        }
      },
      {
        "__metadata": {
          "uri": "https://<api-server>/odata/v2/JobApplicationStatusLabel(3L)",
          "type": "SFOData.JobApplicationStatusLabel"
        },
        "appStatusId": "3",
        "candidateLabel": "Thank You for Applying",
        "locale": "en_GB",
        "statusLabel": "New Application",
        "appStatus": {
          "__deferred": {
            "uri": "https://<api-server>/odata/v2/JobApplicationStatusLabel(3L)/appStatus"
          }
        }
      },
      {
        "__metadata": {
          "uri": "https://<api-server>/odata/v2/JobApplicationStatusLabel(3L)",
          "type": "SFOData.JobApplicationStatusLabel"
        },
        "appStatusId": "3",
```

```

    "candidateLabel": "Nous sommes en train de revoir toutes les
applications.",
    "locale": "fr_CA",
    "statusLabel": "Nouvelle Application",
    "appStatus": {
      "__deferred": {
        "uri": "https://<api-server>/odata/v2/
JobApplicationStatusLabel(3L)/appStatus"
      }
    }
  ]
}

```

## Related Information

[SAP Business Accelerator Hub: JobApplicationStatusLabel](#)

### 9.11.2.10 JobApplicationAudit

This entity represents the job application audit information.

## Permissions

- ▶ [Recruiting Permissions](#) ▶ [OData API Application Export](#) ▶
- ▶ [Recruiting Permissions](#) ▶ [OData API Application Create](#) ▶
- ▶ [Recruiting Permissions](#) ▶ [OData API Application Update](#) ▶
- ▶ [Recruiting Permissions](#) ▶ [OData API Application Audit Export](#) ▶

## Supported Operations

Query

## Properties

Property Name	Description
fieldOrderPos	Field order position
refType	Type of reference
fieldId	Field ID
revType	Revision type
fieldType	Field type
dateOldValue	Old Date value after, when suitable
dateNewValue New	Date value after change, when suitable
oldValue	Value before change
newValue	Value after change
lastModifiedBy	Name of the user that performed the change
lastModifiedDate	Date of the change
source	Source
mergedFrom	Merged from
lastModifiedExtId	ID of an External User that made the change, when suitable
clobOldValueXML	CLOB old value
clobNewValueXML	CLOB new value
clobFieldRef	CLOB field reference
jobPostingId	ID of Job Posting, when suitable
jobPostStartDate	Start Date of Job Posting, when suitable
jobPostEndDate	End Date of Job Posting, when suitable



## Navigation Properties

Navigation Property	Related Entity	Description
jobApplication	JobApplication	Job Application
lastModifiedByNav	User	Last Modified By Navigation

## Related Information

[SAP Business Accelerator Hub: JobApplicationAudit](#) 

### 9.11.2.11 JobApplicationSnapshot\_Education

This entity represents the job application snapshot background information.

## Permissions

- [▶ Recruiting Permissions](#) > [▶ OData API Application Export](#) >
- [▶ Recruiting Permissions](#) > [▶ OData API Application Create](#) >
- [▶ Recruiting Permissions](#) > [▶ OData API Application Update](#) >
- [▶ Recruiting Permissions](#) > [▶ OData API Application Audit Export](#) >

## Supported Operations

Operation	Description
Query	Standard OData call to query the entity.
Upsert	Update or insert operation for the JobReqFwdCandidates entity is supported in the Q4 2015 release.

### Note

The current design of the Recruiting OData APIs doesn't allow you to update any property with a null value.

## Properties

Property Name	Description
backgroundElementId	Entity Id
startDate	Start Date
bgOrderPos	Field Order Position
school	School Name (label)
degree	Degree id
applicationId	Application Id
endDate	End Date
lastModifiedDateTime	Last Modified Date
major	Major id
degreeNav	Details of the degree Id
majorNav	Details of the major Id

## Navigation Properties

Navigation Property	Related Entity	Description
jobApplication	JobApplication	Job Application
degreeNav	PicklistOption	Details of the Degree Id
majorNav	PicklistOption	Details of the Major Id

## Related Information

[SAP Business Accelerator Hub: JobApplicationSnapshotEducation](#) 

## 9.11.2.12 JobApplicationSnapshot\_OutsideWorkExperience

This entity represents the job application Snapshot background information.

### Permissions

- [▶ Recruiting Permissions ▶ OData API Application Export ▶](#)
- [▶ Recruiting Permissions ▶ OData API Application Create ▶](#)
- [▶ Recruiting Permissions ▶ OData API Application Update ▶](#)
- [▶ Recruiting Permissions ▶ OData API Application Audit Export ▶](#)

### Operations Allowed

Operation	Description
Query	Standard OData call to query the entity.

### Properties

Property Name	Description
backgroundElementId	Entity Id
startDate	Start Date
bgOrderPos	Field Order Position
applicationId	Application Id
startTitle	Title Name (label)
employer	Employer Name (label)
endDate	End Date
businessType	Business type id
lastModifiedDateTime	Last Modified Date
businessTypeNav	Details of the Business type

## Navigation Properties

Navigation Property	Related Entity	Description
jobApplication	JobApplication	Job Application
businessTypeNav	PicklistOption	Details of the Business type

## Related Information

[SAP Business Accelerator Hub: JobApplicationSnapshotOutsideWorkExperience](#)

### 9.11.2.13 JobApplicationOnboardingData

This entity represents the Job Application Onboarding Portlet information.

## Permissions

- ▶ [Recruiting Permissions](#) ▶ [OData API Application Export](#) ▶
- ▶ [Recruiting Permissions](#) ▶ [OData API Application Create](#) ▶
- ▶ [Recruiting Permissions](#) ▶ [OData API Application Update](#) ▶
- ▶ [Recruiting Permissions](#) ▶ [OData API Application Audit Export](#) ▶

## Supported Operations

Query

## Properties

Property Name	Description
onboardingId	Onboarding Id

Property Name	Description
submittedOn	Submitted On
status	Onboarding status
applicationId	Application Id
submittedBy	Submitted By

## Navigation Properties

Navigation Property	Related Entity	Description
jobApplication	JobApplication	Job Application
onboardingStatus	JobApplicationOnboardingStatus	Onboarding Status
submittedByNav	User	Submitted By Navigation

## Related Information

[SAP Business Accelerator Hub: JobApplicationOnboardingData](#)

## 9.11.2.14 JobApplicationOnboardingStatus

### Permissions

- ▶ [Recruiting Permissions](#) ▶ [OData API Application Export](#) ▶
- ▶ [Recruiting Permissions](#) ▶ [OData API Application Create](#) ▶
- ▶ [Recruiting Permissions](#) ▶ [OData API Application Update](#) ▶
- ▶ [Recruiting Permissions](#) ▶ [OData API Application Audit Export](#) ▶

## Supported Operations

Query

## Properties

Property Name	Description
onboardingStatusId	Onboarding Status Id
type	Type
name	Name
statusType	Status Type
status	Status
message	Message
url	Url
createdDate	Created Date
lastModifiedDate	Last Modified Date

## Navigation Properties

Navigation Property	Related Entity	Description
onboardingData	JobApplicationOnboardingData	Onboarding Data

## Related Information

[SAP Business Accelerator Hub: JobApplicationOnboardingStatus](#) 

## 9.11.2.15 JobApplicationQuestionResponse

This entity represents the job application candidate response.

### Note

If the corresponding JobReqScreeningQuestion is updated, the property "expectedAnswer" will be null, because this information is stored in the Job Requisition. So, after a candidate has applied to the Job Requisition, it is not recommended to update the JobReqScreeningQuestions.

## Permissions

- ▶ [Recruiting Permissions](#) ▶ [OData API Application Export](#) ▶
- ▶ [Recruiting Permissions](#) ▶ [OData API Application Create](#) ▶
- ▶ [Recruiting Permissions](#) ▶ [OData API Application Update](#) ▶
- ▶ [Recruiting Permissions](#) ▶ [OData API Application Audit Export](#) ▶

## Supported Operations

Query, Insert, Upsert

### Note

The current design of the Recruiting OData APIs doesn't allow you to update any property with a null value.

## Properties

Property Name	Description
order	Question Response list order
applicationId	Application Id
highLow	When defining the expected answer for a question, user can select between HIGHER and LOWER than a desired value. For example, when the applicant needs to answer with a numeric value that is equal to or higher than 4.
answer	Question Answer

Property Name	Description
question	Question
type	Question type
expectedAnswerValue	Expected Answer Value
expectedAnswer	Expected Answer
appLocale	Application Locale

## Related Information

[SAP Business Accelerator Hub: JobApplicationQuestionResponse](#)

### 9.11.2.16 JobAppTemplate\_<TemplateName>

For each job application template available, an entity is created. This is to help you check which fields are required on a specific template when you are creating a job application through the Odata API. These entities do not support any operation and are only available on the metadata and in the Admin Center under the "Odata API Dictionary" page. The entity is named using the "JobAppTemplate\_" prefixed to the name of the template (For example, JobAppTemplate\_Custom).

## Supported Operations

None

## Properties and Navigation Properties

This section lists only the properties and navigation properties that require special business logic, permission, or other additional information. For more information, refer to the API dictionary in [Admin Center](#) [API Center](#) [OData API Data Dictionary](#) or the API metadata using query: `https://<api-server>/odata/v2/<Entity>/$metadata`.



## Error Codes

HTTP Status Code	Error Code	Description
403	COE_GENERAL_FORBIDDEN	[COE0020]JobAppTemplate_<Template-Name> GET not allowed. Query operation isn't supported.

### 9.11.2.17 JobApplicationBackgroundCheckRequest

You can use this entity to query or post a background check request for Job Applications.

## Permissions

API Permissions

Permission System	Required Settings
Role based	<a href="#">▶ Recruiting Permissions</a> > <a href="#">▶ OData API Application Create</a> > <a href="#">▶ Recruiting Permissions</a> > <a href="#">▶ OData API Application Export</a> > <a href="#">▶ Recruiting Permissions</a> > <a href="#">▶ OData API Application Update</a> >

## Supported Operations

Operation	Description
Query	Query an entity
Insert	Insert a record

### Note

The current design of the Recruiting OData APIs doesn't allow you to update any property with a null value.

## Properties and Navigation Properties

This section lists only the properties and navigation properties that require special business logic, permission, or other additional information. For more information, refer to the API dictionary in [▶ Admin Center](#) > [▶ API Center](#)

➤ [OData API Data Dictionary](#) or the API metadata using query: `https://<api-server>/odata/v2/<Entity>/$metadata`.

## Navigation Properties

Navigation Property	Related Entity	Description
createdByUserNav	User	Created By User Navigation

## Use Case 1: Querying the background check request for Job Application

### Request

Request Information

Operation	Query
HTTP Method	GET
URI	<code>https://&lt;api-server&gt;/odata/v2/JobApplicationBackgroundCheckRequest</code>

### Response

#### Sample Code

```
{
  "d": {
    "results": [
      {
        "__metadata": {
          "uri": "https://<api-server>/odata/v2/JobApplicationBackgroundCheckRequest(1L)",
          "type": "SFOData.JobApplicationBackgroundCheckRequest"
        },
        "requestId": "1",
        "responseCode": "1",
        "vendor": "VI",
        "jobApplicationId": "921",
        "createdDateTime": "/Date(1276855363000+0000)/",
        "lastModifiedDateTime": "/Date(1276855363000+0000)/",
        "vendorOrderNo": null,
        "orderStatus": "OK",
        "createdByUser": "adminadmin",
        "jobApplication": {
          "__deferred": {
            "uri": "https://<api-server>/odata/v2/JobApplicationBackgroundCheckRequest(1L)/jobApplication"
          }
        }
      }
    ]
  }
}
```

## Use Case 2: Updating the background check request for Job Application

### Request Information

Operation	Upsert
HTTP Method	POST
URI	https://<api-server>/odata/v2/ JobApplicationBackgroundCheckRequest
Payload	<div data-bbox="841 548 1425 905"><p>↔ Sample Code</p><pre>{   "createdByUser": "adminadmin",   "createdDateTime": "/ Date(1276855363000+0000)/",   "jobapplicationId": "123",   "lastModifiedDateTime": "/ Date(1276855363000+0000)/",   "orderStatus": "OK",   "vendor": "VI" }</pre></div>

## Use Case 3: Inserting the background check request for Job Application

Use this operation to insert a request to check background for a job application.

### Request

Operation	Upsert
HTTP Method	POST
URI	https://<api-server>/odata/v2/upsert?\$format=json
Payload	<div data-bbox="586 1451 1425 1906"><p>↔ Sample Code</p><p>Request</p><pre>{   "__metadata": {     "uri": "JobApplicationBackgroundCheckRequest",     "type": "SFOData.JobApplicationBackgroundCheckRequest"   },   "applicationId": "24832",   "orderStatus": "ERROR",   "vendorCode": "VI",   "vendorOrderNo": "1570084167740_8567369576229681" }</pre></div>

## Response

### Sample Code

```
{
  "d": {
    "__metadata": {
      "uri": " https://<api-server>/odata/v2/
JobApplicationBackgroundCheckRequest(3025L)",
      "type": "SFOData.JobApplicationBackgroundCheckRequest"
    },
    "applicationId": "24832",
    "orderStatus": "ERROR",
    "vendorCode": "VI",
    "vendorOrderNo": "1570084167740_8567369576229681",
    "requestId": "3025"
  }
}
```

## Use Case 4: Inserting the background check request for Job Application

Use this operation to insert a request to check background for a job application.

### Request

Operation	Insert
HTTP Method	POST
URI	https://<api-server>/odata/v2/ JobApplicationBackgroundCheckRequest?\$format=json
Payload	<h3>Sample Code</h3> <p>Request</p> <pre>{   "__metadata": {     "uri": "JobApplicationBackgroundCheckRequest",     "type": "SFOData.JobApplicationBackgroundCheckRequest"   },   "applicationId": "24832",   "orderStatus": "ERROR",   "vendorCode": "VI",   "vendorOrderNo": "1570084167740_8567369576229681" }</pre>

### Response

#### Sample Code

```
{
```

```

{
  "d": [
    {
      "key": "JobApplicationBackgroundCheckRequest/requestId=3024",
      "status": "OK",
      "editStatus": "INSERTED",
      "message": "JobApplicationBackgroundCheckRequest Inserted
successfully",
      "index": 0,
      "statusCode": 201,
      "inlineResults": null
    }
  ]
}

```

## Related Information

[SAP Business Accelerator Hub: JobApplicationBackgroundCheckRequest](#)

### 9.11.2.18 JobApplicationBackgroundCheckResult

You can use this entity to query or post a background check result for Job Applications.

## Permissions

API Permissions

Permission System	Required Settings
Role based	<ul style="list-style-type: none"> <li>▶ <a href="#">Recruiting Permissions</a> &gt; <a href="#">OData API Application Create</a> ▶</li> <li>▶ <a href="#">Recruiting Permissions</a> &gt; <a href="#">OData API Application Export</a> ▶</li> <li>▶ <a href="#">Recruiting Permissions</a> &gt; <a href="#">OData API Application Update</a> ▶</li> </ul>

## Supported Operations

Query, Insert, Upsert

### Note

The current design of the Recruiting OData APIs doesn't allow you to update any property with a null value.

## Properties and Navigation Properties

This section lists only the properties and navigation properties that require special business logic, permission, or other additional information. For more information, refer to the API dictionary in [Admin Center](#) [API Center](#) [OData API Data Dictionary](#) or the API metadata using query: `https://<api-server>/odata/v2/<Entity>/$metadata`.

## Use Cases

### Use Case 1: Querying the background check result status for Job Application.

Request

Operation	Query
HTTP Method	GET
URI	<code>https://&lt;api-server&gt;/odata/v2/JobApplicationBackgroundCheckResult</code>

Response

#### Sample Code

```
{
  "d": {
    "results": [
      {
        "__metadata": {
          "uri": "https://<api-server>/odata/v2/JobApplicationBackgroundCheckResult(21L)",
          "type": "SFOData.JobApplicationBackgroundCheckResult"
        },
        "statusId": "21",
        "finalStep": "0",
        "stepStatus": "Fail",
        "reportUrl": "http://www.sf-vi.com",
        "createdDateTime": "/Date(1278317802000+0000)/",
        "stepMessage": "Hello1",
        "stepName": "Education",
        "backgroundCheckRequest": {
          "__deferred": {
            "uri": "https://<api-server>/odata/v2/JobApplicationBackgroundCheckResult(21L)/backgroundCheckRequest"
          }
        }
      }
    ]
  }
}
```

## Use Case 2: Updating the background check result status for Job Application.

Request

Operation	Upsert
HTTP Method	POST
URI	https://<api-server>/odata/v2/ JobApplicationBackgroundCheckResult

Payload

### Sample Code

```
{
  "stepMessage": "Hello",
  "stepName": "Education",
  "reportUrl": "http://www.sf-
vi.com",
  "statusId": "21",
  "finalStep": "0",
  "stepStatus": "Fail"
}
```

## Use Case 2: Inserting a background check result in a job application

Use this operation to insert a background check result in a job application.

### Request

Operation	Insert
HTTP Method	GET
URI	https://<api-server>/odata/v2/upsert?\$format=json

Payload

### Sample Code

Request

```
{
  "__metadata": {
    "uri": "JobApplicationBackgroundCheckResult",
    "type":
    "SFOData.JobApplicationBackgroundCheckResult"
  },
  "vendorCode": "VI",
  "vendorOrderNo":
  "1570084167740_8567369576229685",
  "stepName": "Overall",
  "stepStatus": "Fail",
  "finalStep": false
}
```

## Response

### Sample Code

```
{
  {
    "d": {
      "__metadata": {
        "uri": " https://<api-server>/odata/v2/
JobApplicationBackgroundCheckResult(2049L)",
        "type": "SFOData.JobApplicationBackgroundCheckResult "
      },
      "vendorCode": "VI",
      "vendorOrderNo": "1570084167740_8567369576229685",
      "stepName": "Overall",
      "stepStatus": "Fail",
      "finalStep": false,
      "statusId": "2049"
    }
  }
}
```

## Related Information

[SAP Business Accelerator Hub: JobApplicationBackgroundCheckResult](#)

### 9.11.2.19 JobApplicationInterview

You can use this entity to generate interview and the user details who interview the applicant.

Once you've added a user to the interviewer list, a new Interview Assessment form is placed on the *Interview Central* tab for the user. Note that Interview Central isn't an interview scheduling tool. When you enable the *Interview Scheduling* option, you can't schedule interviews using the OData APIs. Once the interviewers are assigned on the Candidate Workbench in SAP SuccessFactors Recruiting user interface, you can use the `JobApplicationInterview` entity.

The `JobApplicationInterview` entity supports field level and row level permissions. If you aren't a part of the interview process, you can't view any information about the candidate (for example the candidate resume, attachments, whether the candidate is part of the interview or not).

Note that if competencies are deleted in the job requisition through the user interface, the deleted competencies aren't listed when you query a competency rating record for users.

## Permissions

By default, only the assigned interviewers of a job application can read or edit the permissioned fields in `JobApplicationInterview` entity.



## Admin Permissions

The following role-based permissions allow admin users to read or edit all fields in `JobApplicationInterview` entity:

- ▶ [Manage Permission Roles](#) ▶ [Recruiting Permissions](#) ▶ [OData API Application Export](#) ▶
- ▶ [Manage Permission Roles](#) ▶ [Recruiting Permissions](#) ▶ [OData API Application Export](#) ▶
- ▶ [Manage Permission Roles](#) ▶ [Recruiting Permissions](#) ▶ [OData API Application Update](#) ▶
- ▶ [Manage Permission Roles](#) ▶ [Recruiting Permissions](#) ▶ [OData API Interview Central Create/Update](#) ▶

## Supported Operations

Query, Insert, Upsert, and Delete

### Note

The current design of the Recruiting OData APIs doesn't allow you to update any property with a null value.

## Properties

This section lists only the properties and navigation properties that require special business logic, permission, or other additional information. For more information, refer to the API dictionary in ▶ [Admin Center](#) ▶ [API Center](#) ▶ [OData API Data Dictionary](#) ▶ or the API metadata using query: `https://<api-server>/odata/v2/<Entity>/$metadata`.

## Navigation Properties

Navigation Property	Related Entity	Description
jobApplication	JobApplication	Job Application
interviewer	User	Interviewer
interviewNotes	Attachment	Interview Notes
interviewOverallAssessment	InterviewOverallAssessment	Interview Overall Assessment
resume	Attachment	Resume
jobRequisition	JobRequisition	Job Requisition

Navigation Property	Related Entity	Description
jobApplInterviewPermissionsNav	JobApplicationInterviewFieldControls	These field controls ensure that the applicant interview data like resume is accessed by the admin users or by assigned interviewers only. This property appears in the query response for only the assigned interviewer of a job application.

## Use Case 1: Querying the Job Application Interview Details

This API fetches the interview details of a specific job application. The logged on user must either be an interviewer on the job application or an admin user to view the results.

### Request

Operation	Query
HTTP Method	GET
URI	https://<api-server>odata/v2/JobApplicationInterview(81L)?\$format=json

### Response

```
{
  "__metadata": {
    "uri": "https://<api-server>/odata/v2/JobApplicationInterview(81L)",
    "type": "SFOData.JobApplicationInterview"
  },
  "applicationInterviewId": "81",
  "templateType": "JOB_REQ",
  "notes": null,
  "endDate": null,
  "candSlotMapId": null,
  "isTimeSet": null,
  "source": "INTERNAL",
  "recruitEventStaffId": null,
  "applicationId": "161",
  "startDate": "/Date(1499644800000+0000)/",
  "status": "NOT_RATED",
  "interviewer": {
    "__deferred": {
      "uri": "https://<api-server>/odata/v2/JobApplicationInterview(81L)/interviewer"
    }
  },
  "resume": {
    "__deferred": {
      "uri": "https://<api-server>/odata/v2/JobApplicationInterview(81L)/resume"
    }
  },
  "jobApplication": {
    "__deferred": {
      "uri": "https://<api-server>/odata/v2/JobApplicationInterview(81L)/jobApplication"
    }
  }
}
```

```

    },
    "jobRequisition": {
      "__deferred": {
        "uri": "https://<api-server>/odata/v2/
JobApplicationInterview(81L)/jobRequisition"
      }
    },
    "interviewOverallAssessment": {
      "__deferred": {
        "uri": "https://<api-server>/odata/v2/
JobApplicationInterview(81L)/interviewOverallAssessment"
      }
    },
    "interviewNotes": {
      "__deferred": {
        "uri": "https://<api-server>/odata/v2/
JobApplicationInterview(81L)/interviewNotes"
      }
    }
  }
}

```

## Use Case 2: Inserting Job Application Interview Data

Using this API, admin users can insert interview data for a particular job application. Nonadmin users have writeable permissions for only `notes` and `startDate` properties and they can insert or upsert values for these two properties only.

Operation	Insert
URI	https://<api-server>/odata/v2/JobApplicationInterview?\$format=json
Payload	<pre> {   "...odata/v2/JobApplicationInterview",   "type": "SFOData.JobApplicationInterview" }, "startDate": "/Date(1486795387000+0000)/", "templateType": "JOB_REQ", "candSlotMapId": null, "source": "INTERNAL", "applicationId": "141", "endDate": null, "recruitEventStaffId": null, "notes": null, "isTimeSet": null, "interviewer": {   "__metadata": {     "type": "SFOData.User"   },   "userId": "mhoff1" } } </pre>

## Error Codes

Error Codes	Descriptions
Property interviewer is invalid	If the Interviewer field isn't passed.
No row with the given identifier exists	If you upsert JobApplicationInterview when the applicationInterviewId does not exist.
Interview Assessment Feature isn't configured for current user's role and application status	When you insert/upsert JobApplicationInterview if the feature isn't enabled in that status.
Required property source is missing with the index 0	When you insert values apart from null and numeric values.
Required property userId is missing with the index 0	If you insert JobApplicationInterview with "userId": null

## Related Information

[SAP Business Accelerator Hub: JobApplicationInterview](#)

[InterviewOverallAssesment \[page 2862\]](#)

[InterviewIndividualAssessment \[page 2865\]](#)

[refreshInterviewAssessments \[page 2869\]](#)

### 9.11.2.19.1 JobApplicationInterviewFieldControls

This entity provides a way to access all field permissions that are defined for the JobApplicationInterview entity. These field controls ensure that only the admin user or the interviewers of a job application can access interview details like resume.

## Supported Operations

Query (You can't query this entity directly. You can only query by expanding the jobAppInterviewPermissionsNav navigation property from the JobApplicationInterview entity.)

## Properties and Navigation Properties

This section lists only the properties and navigation properties that require special business logic, permission, or other additional information. For more information, refer to the API dictionary in [Admin Center](#) > [API Center](#)

➤ [OData API Data Dictionary](#) or the API metadata using query: `https://<api-server>/odata/v2/<Entity>/$metadata`.

## Field-Level Permission Values

Here's a list of possible values for field-level permissions:

- 0 = hidden: The property isn't visible on user interfaces.
- 1 = read-only: The property can't be changed.
- 3 = optional: The property may contain a null value (indicates writeable).
- 7 = mandatory: The property must contain a value (indicates writeable).

## Use Case: Querying the Field Level Permissions

This API fetches the field level permissions for `JobApplicationInterview` entity. The `jobAppInterviewPermissionsNav` property is returned in the response only if the logged on user is a nonadmin user and is an assigned interviewer of the job application.

### Request

Operation	Query
HTTP Method	GET
URI	<code>https://&lt;api-server&gt;/odata/v2/JobApplicationInterview(10224)?\$format=json&amp;\$select=jobAppInterviewPermissionsNav,applicationInterviewId,applicationId&amp;\$expand=jobAppInterviewPermissionsNav</code>

### Response

```
{
  "d": {
    "__metadata": {
      "uri": "https://<api-server>/odata/v2/JobApplicationInterview(10224L)",
      "type": "SFOData.JobApplicationInterview"
    },
    "applicationInterviewId": "10224",
    "applicationId": "46625",
    "jobAppInterviewPermissionsNav": {
      "__metadata": {
        "uri": "https://<api-server>/odata/v2/JobApplicationInterviewFieldControls(1)",
        "type": "SFOData.JobApplicationInterviewFieldControls"
      },
      "applicationInterviewId": 1,
      "interviewer": 1,
      "resume": 1,
      "templateType": 1,
      "notes": 3,
    }
  }
}
```

```

    "endDate": 1,
    "jobApplication": 0,
    "candSlotMapId": 1,
    "isTimeSet": 1,
    "source": 1,
    "jobAppInterviewPermissionsNav": null,
    "jobRequisition": 0,
    "interviewOverallAssessment": 1,
    "recruitEventStaffId": 1,
    "applicationId": 1,
    "interviewNotes": 1,
    "startDate": 3,
    "status": 1
  }
}
}

```

## 9.11.2.19.2 InterviewOverallAssesment

You can use this entity to pull competencies from the requisition and allow the interviewer to provide a numeric rating and comments on each competency.

Additionally, the interviewer can provide an overall thumbs up or thumbs down on the applicant, add overall comments, and possibly attach documents to their feedback. Note that interviewers can now attach additional interview notes like feedbacks or comments during an interview, in the InterviewOverallAssessment entity.

### Permissions

Permission System	Required Setting
Role-based	<a href="#">▶ Recruiting Permissions</a> > <a href="#">▶ OData API Application Export</a> >
	<a href="#">▶ Recruiting Permissions</a> > <a href="#">▶ OData API Application Create</a> >
	<a href="#">▶ Recruiting Permissions</a> > <a href="#">▶ OData API Application Update</a> >
	<a href="#">▶ Recruiting Permissions</a> > <a href="#">▶ OData API Interview Central Create/Update</a> >

### Supported Operations

Query, Insert, Replace

#### ⓘ Note

The current design of the Recruiting OData APIs doesn't allow you to update any property with a null value.

## Properties and Navigation Properties

This section lists only the properties and navigation properties that require special business logic, permission, or other additional information. For more information, refer to the API dictionary in [Admin Center](#) [API Center](#) [OData API Data Dictionary](#) or the API metadata using query: `https://<api-server>/odata/v2/<Entity>/$metadata`.

### Use Case 1:

Operation	PUT
URI	<code>https://&lt;api-server&gt;/odata/v2/InterviewOverallAssessment(483L)</code>
Payload	<pre>{   ".../odata/v2/InterviewOverallAssessment(483L)" }, "interviewRefId": "1401", "overallRating": "Positive", "comments": "Excellent", "type": null }</pre>

### Use Case 2:

This API fetches the overall interview assessment details of a specific job application. The logged-on user must either be an interviewer on the job application or an admin user to view the results.

Operation	Query
URI	<code>https://&lt;api-server&gt;/odata/v2/JobApplicationInterview(10162)/interviewOverallAssessment?\$format=json</code>

Response

```
{
  "uri": "https://<api-server>/odata/v2/
InterviewOverallAssessment(12802L)",
  "type": "SFOData.InterviewOverallAssessment"
},
"interviewOverallAssessmentId": "12802",
"averageRating": "3.0",
"interviewRefId": "10162",
"type": null,
"overallRating": "Negative",
"comments": "test_overall&nbsp;",
"interviewNotes": {
  "__deferred": {
    "uri": "https://<api-server>/odata/v2/
InterviewOverallAssessment(12802L)/interviewNotes"
  }
},
"interviewIndividualAssessment": {
  "__deferred": {
    "uri": "https://<api-server>/odata/v2/
InterviewOverallAssessment(12802L)/interviewIndividualAssessment"
  }
}
}
```

### Use Case 3:

Operation Upsert

URI [https://<api-server>/odata/v2/upsert?\\$format=json](https://<api-server>/odata/v2/upsert?$format=json)

Payload

```
[
  {
    "__metadata": {
      "uri": "http://<api-server>/odata/v2/
InterviewOverallAssessment(408L)",
      "type": "SFOData.InterviewOverallAssessment"
    },
    "interviewRefId": "1041",
    "overallRating": "Positive",
    "comments": "Good"
  },
  {
    "__metadata": {
      "uri": "http://<api-server>/odata/v2/
InterviewOverallAssessment(483L)",
      "type": "SFOData.InterviewOverallAssessment"
    },
    "interviewRefId": "1401",
    "overallRating": "Negative",
    "comments": "Excellent"
  }
]
```



## Error Codes

Error Codes	Descriptions
Transaction synchronization is not active	When notes limit exceeds from 4000 characters in overall assessment.
null with the index 0	When there is no competency and perform update of overall assessment.
Bad Request: interviewRefId invalid with the index 0	If interviewRefId is invalid in overall assessment.
overallRating invalid with the index 0	If overallRating is invalid in overall assessment
Recruiting OData API Interview Central Create/Update permission in Admin Center is not enabled	When OData API Interview Central Create/Update permission is not enabled in overall assessment.
null with the index 0	When you provide different credential in OData for users, who don't have permission to update the overall assessment.
Job Requisition for the Overall Assessment is not found or deleted with the index 0	If you update overall assessment for deleted job requisition.
Required property type is missing	If you provide <i>type</i> as null.
Interview Central and Set up Interviewers Popup is not enabled in Provisioning	When the <i>Interview Central and Set up Interviewers Popup</i> is not enabled in Provisioning.
Required property source is missing with the index 0	When you insert values apart from null and numeric values.

### → Remember

As a customer, you don't have access to Provisioning. To complete tasks in Provisioning, contact your implementation partner or Account Executive. For any non-implementation tasks, contact Product Support.

## Related Information

[SAP Business Accelerator Hub: InterviewOverallAssessment](#)

### 9.11.2.19.3 InterviewIndividualAssessment

This entity allows interviewers to provide a set of feedback per applicant.

Even if two separate interviewers give feedback, only one set of competency ratings will be saved for each applicant. Additionally, once an interviewer has rated their candidates, changing the competencies, rating scale, or reverse scale option will cause the existing Interview Assessment forms to display incorrect data.

## Permissions

- ▶ [Recruiting Permissions](#) > [OData API Application Export](#) >
- ▶ [Recruiting Permissions](#) > [OData API Application Create](#) >
- ▶ [Recruiting Permissions](#) > [OData API Application Update](#) >
- ▶ [Recruiting Permissions](#) > [OData API Interview Central Create/Update](#) >

## Supported Operations

Query, Insert, Replace

### Note

The current design of the Recruiting OData APIs doesn't allow you to update any property with a null value.

## Properties

You can get detailed information about the entity properties from the OData API dictionary or by exposing the entity metadata. To do this, use the following query `https://<api-server>/odata/v2/Entity('<YourEntity')?$format=json`

## Use Case 1:

Operation	PUT
URI	<code>https://&lt;api-server&gt;/odata/v2/InterviewIndividualAssessment(961L)</code>
Payload	<pre>{   ".../odata/v2/InterviewIndividualAssessment(961L)" }, "interviewOverallAssessmentId": "483", "type": "COMPETENCY", "refId": "46065", "rating": "5", "comments": "Excellent" }</pre>

## Use Case 2:

Operation	Query
URI	https://<api-server>/odata/v2/InterviewIndividualAssessment(10522)?\$format=json
Response	<pre>{   "d": {     "__metadata": {       "uri": "https://&lt;api-server&gt;/odata/v2/InterviewIndividualAssessment(10522L)",       "type": "SFOData.InterviewIndividualAssessment"     },     "interviewIndividualAssessmentId": "10522",     "interviewOverallAssessmentId": "4965",     "refId": "6",     "rating": "3.0",     "type": "COMPETENCY",     "comments": null,     "rcmCompetency": {       "__deferred": {         "uri": "https://&lt;api-server&gt;/odata/v2/InterviewIndividualAssessment(10522L)/rcmCompetency"       }     },     "jobProfileCompetency": {       "__deferred": {         "uri": "https://&lt;api-server&gt;/odata/v2/InterviewIndividualAssessment(10522L)/jobProfileCompetency"       }     }   } }</pre>

## Use Case 3:

Operation	Insert
URI	https://<api-server>/odata/v2/upsert?\$format=json

Payload

```
[
  {
    "__metadata": {
      "uri": "https://<api-server>/odata/v2/
InterviewIndividualAssessment(942L)",
      "type": "SFOData.InterviewIndividualAssessment"
    },
    "interviewOverallAssessmentId": "408",
    "refId": "5002769",
    "type": "COMPETENCY_JDM2",
    "rating": "5",
    "comments": "Completed"
  },
  {
    "__metadata": {
      "uri": "https://<api-server>/odata/v2/
InterviewIndividualAssessment(943L)",
      "type": "SFOData.InterviewIndividualAssessment"
    },
    "interviewOverallAssessmentId": "408",
    "refId": "5002779",
    "type": "COMPETENCY_JDM2",
    "rating": "5",
    "comments": "Completed"
  }
]
```

## Error Codes

Error Codes	Descriptions
Required property type is missing	If you provide <i>type</i> as null.
Interview Central and Set up Interviewers Popup is not enabled in Provisioning	When the <i>Interview Central and Set up Interviewers Popup</i> is not enabled in Provisioning.
<b>→ Remember</b> As a customer, you don't have access to Provisioning. To complete tasks in Provisioning, contact your implementation partner or Account Executive. For any non-implementation tasks, contact Product Support.	
type invalid, with the index 0	If you provide <i>type</i> as competency, that is, small letters.
Job Requisition for the Overall Assessment is not found or deleted with the index 0	When you update individual assessment for deleted job requisition.
Required properties interviewOverallAssessmentId, refId, type are missing	When the required fields are missing in payload to update an individual assessment.

Error Codes	Descriptions
rating invalid, with the index 0	When an out of the range rating scale value is provided in the OData payload to update individual assessment.  For example, if you provide "rating" as "6" in a rating scale of 1-5.
type invalid, with the index 0	When invalid type is mentioned in payload of individual assessment say "type": "COMPETENCY" in JDM2.0 instance.
null with the index 0	When a wrong id entered in URL.
unknown property test for InterviewIndividualAssessment	When an invalid field is used in the payload to update an individual assessment.
For input string: "invalidId"</	When an invalid refId value is used in the payload to update an individual assessment entity.
type invalid, with the index 0	When an invalid type is used in the payload to update an individual assessment entity.
invalid, with the index 0	When an invalid interviewOverallAssessmentId value is given in the payload to update individual assessment entity
rating has invalid number format with the index 0	When an invalid rating value is provided in the payload to update an individual assessment entity.  For example, <i>rating</i> <one>.

## Related Information

[SAP Business Accelerator Hub: InterviewIndividualAssessment](#)

## 9.11.2.19.4 Function Import

### 9.11.2.19.4.1 refreshInterviewAssessments

You can use this Function Import to create Individual Interview Assessments for competencies in the job requisition.

If job requisition's competencies are updated after an interview is scheduled using JobApplicationInterview Odata API entity, refresh the InterviewIndividualAssessments entity to rate the updated job requisition's competencies.

## Operations Allowed

Operation	Description
POST	Create Interview Individual Assessments for competencies added to Job Requisition.

## Parameters

Parameter	Description	Type
JobReqId	Provides the job requisition Id against the competencies that were updated.	Long

## Use Case

API Call	Description
<code>https://&lt;api-server&gt;/odata/v2/refreshInterviewAssessments?jobReqIdParam=&lt;jobReqId&gt;</code>	Create Interview Individual Assessments for competencies added to Job Requisition

## Response

```
{
  "d": [
    {
      "status": "Success",
      "message": "Competencies Refreshed successfully"
    }
  ]
}
```

## Error Codes

Error Codes	Description
FunctionImport InterviewOverallAssessment doesn't exist in meta data!	InterviewOverallAssessment Id is not provided in the PUT URL in overall assessment.

## 9.11.2.19.4.2 sendEmailToInterviewers

You can use this entity to send email to interviewers so that they are aware of the interviews that are setup for them.

### Supported Operations

Operation	Supported
QUERY	No
UPSERT	No
INSERT	No
MERGE	No
REPLACE	No
DELETE	No

### Parameters

Parameter	Description
applicationId	[mandatory] The application id for which the associated interviewers need to send the mail.
interviewers	[optional] The list of interviewers who has to receive the invite mail.
attachResume	[optional] Possible values true or false. To indicate whether to attach the resume while sending the invite email.
attachCoverLetter	[optional] Possible values true or false. To indicate whether to attach the cover letter while sending the invite email.
attachInterviewGuide	[optional] Possible values true or false. To indicate whether to attach the interview guide while sending the invite email.
hiringManagerNote	[optional] A note from hiring manager to the interviewers.

### Use Case

Operation	POST
-----------	------

## Response

### Success

#### Sample Code

```
{
  "d": [
    {
      "status": "Success",
      "users": "cgrant1,athompson1"
    }
  ]
}
```

### Failure

#### Sample Code

```
{
  "d": [
    {
      "status": "Error",
      "message": "Failed due to application error"
    }
  ]
}
```

## 9.11.3 Candidate

### 9.11.3.1 Candidate and CandidateBackground\_\*

These entities represent the candidates in Recruiting module that include core candidate profile data, attachments (including resume and cover letter), background elements, application status, comments and data privacy setting information.

The candidate entity contains core application data consisting of system, standard and custom fields. The metadata shows the standard and custom fields configured in the active template. If a field (standard or custom) is not configured in the template, then it will not show up in the metadata and not be a part of OData query. The system fields will always show up. This entity isn't effective dated.

#### Note

- The entity cannot be filtered or sorted by the non-reportable custom fields. Reportable custom fields should be available within the entity and the entity can be sorted/filtered using the reportable custom fields.



- The system fields will always show up in the metadata irrespective of the template definition.
- Only external candidates can be created (internal can be updated or exported).
- The gender column automatically gets expanded, and returns the value when you query a GET operation on the Candidate entity. Note that you need not specify this column in the expand clause.

CandidateBackground\_\* entities represent the background elements as defined in the candidate template. For example: CandidateBackground\_Certificate, CandidateBackground\_Education etc. These entities aren't effective dated.

#### → Tip

Note that while working with fields of data type **Attachment**, the Base64 encoding is used. So when you run OData API operations, such as CREATE and UPSERT, to import candidate documents, ensure that the proper encoding of the entire file is used in the OData API payload, and not just the file content. For the list of the supported file types, refer the [Candidate Attachments](#) section in the Recruiting Management Implementation handbook.

## Permissions

▶ [Recruiting Permissions](#) ▶ [OData API Candidate Export](#) ▶

▶ [Recruiting Permissions](#) ▶ [OData API Candidate Create](#) ▶

▶ [Recruiting Permissions](#) ▶ [OData API Candidate Update](#) ▶

▶ [Recruiting Permissions](#) ▶ [Candidate Tagging Permission](#) ▶

## Supported Operations

Query, Upsert

#### ⓘ Note

- DELETE operation is not supported for Candidate, CandidateLight, and the associated child entities.
- The current design of the Recruiting OData APIs doesn't allow you to update any property with a null value.

## Properties

Standard and custom fields show up based on the template definitions. Refer to OData API Data Dictionary for the latest information on entities.

## Candidate Properties

Property Name	Description
address	Street Address
anonymized	<p>Anonymized Flag</p> <p>The <code>&lt;anonymized&gt;</code> field contains a numeric value, as follows:</p> <ul style="list-style-type: none"> <li>0 - Non-Anonymized. Candidate Profile and Application are available.</li> <li>1 - Anonymized. Candidate Profile is deleted and Application is anonymized.</li> <li>2 - Marked for anonymization by Data Privacy Consent Statement (DPCS) declined status. DPCS is declined/Candidate Profile is no longer available in the system and Application is marked for anonymization.</li> <li>3 - Marked for anonymization by admin delete action. Administrator deleted the candidate profile/Candidate Profile is no longer available in the system and Application is marked for anonymization.</li> <li>4 - Marked for anonymization by candidate delete action. Candidate deleted their profile/Candidate Profile is no longer available in the system and Application is marked for anonymization.</li> </ul>
anonymizedDateTime	Anonymized Date Time
candidateId	Candidate ID. This field is required for all scenarios except external candidate creation.
candidateLocale	Candidate Locale
cellPhone	Primary Phone
city	City
contactEmail	Contact Email
country	Country
creationDateTime	Creation Date
currency	Currency
custPrimaryPhone	Home/Other Phone
dataPrivacyId	Data Privacy ID
dateofAvailability	Date of Availability

Property Name	Description
externalCandidate	External Candidate
firstName	First Name
gender	Gender
homePhone	Personal Mobile Phone
lastLoginDateTime	Last login date
lastModifiedDateTime	Last Modified Date
lastName	Last Name
middleName	Middle
minAnnualSal	Minimum Annual Salary
partnerMemberId	Partner Member ID
partnerSource	Partner Source
privacyAcceptDateTime	Privacy Acceptance Date
primaryEmail	Primary Email
publicIntranet	Public Intranet
state	State/Province
usersSysId	Users sys ID
visibilityOption	Visibility Option
workMobilePhone	Work Mobile Phone
zip	Postal Code
password	Password. Not available to query. Create and update only.
shareProfile	<p>Profile visibility.</p> <p>You can set the candidate profile visibility using shareProfile property based on the requirement of the recruiter. The <code>&lt;shareProfile&gt;</code> field contains a numeric value, as follows:</p> <ul style="list-style-type: none"> <li>• 0 - Any company recruiter in my resident country.</li> <li>• 1 - Any company recruiter worldwide.</li> <li>• 2 - Only recruiters managing jobs I applied to.</li> </ul>

Property Name	Description
agreeToPrivacyStatement	Agreement for privacy statement. Not available to query. Create and update only.

#### CandidateComments Properties

Property Name	Description
associatedCommentId	Associated Comment ID
associatedId	Associated ID
commentId	Comment ID
commentator	Commentator
content	Content
hasAssociatedComment	Has Associated Comment
migratedCommentatorUserName	Migrated Commentator User Name
refId	Reference ID
refType	Reference Type

#### CandidateTags Properties

Property Name	Description
label	Label
locale	Locale
tagId	Tag ID

## Navigation Properties

#### Candidate Navigation Properties

Navigation Property	Related Entity	Description
coverLetter	Attachment	Cover Letter
educationdocs	Attachment	Education Documents
ethnicity	PicklistOption	Ethnicity
resume	Attachment	Resume

Navigation Property	Related Entity	Description
comments	Candidate comments	Comments
tags	Candidate tags	tags
country	PicklistOption	Country
state	PicklistOption	State
outsideWorkExperience	CandidateBackground_OutsideWorkExperience	Outside Work Experience
education	CandidateBackground_Education	Education
candidateProfileExtension	CandidateProfileExtension	Candidate Profile Extension
user	User	Navigation to user entity

### Note

To successfully work with any property of type **Attachment**, refer the [Attachment \[page 221\]](#) section with code samples.

#### CandidateComments Navigation Properties

Navigation Property	Related Entity	Description
candidate	Candidate	Candidate

## Use Cases

API Call	Operation	Description
<code>../odata/v2/Candidate('12333')</code>	GET	Get the candidate where candidateId is 12333
<code>../odata/v2/Candidate('12333')?\$expand=resume</code>	GET	Get the candidate along with the resume where candidate is 12333
<code>../odata/v2/Candidate('12333')?\$expand=jobsApplied</code>	GET	Get all applications associated with currently candidate.

API Call	Operation	Description
<p>↔ Sample Code</p> <pre> ../odata/v2/Candidate {   "firstName": "John",   "lastName": "Doe",   "country": "US",   "cellPhone": "+1 866 9999-9999",   "primaryEmail": "john.doe@acffgt.com" } </pre>	POST	<p>Inserts a candidate with 5 basic fields. There will be no other validation for required fields unless user sends any additional required field.</p>
<p>↔ Sample Code</p> <pre> ../odata/v2/upsert {   "__metadata":{     "type":"SFOData.Candid ate",     "uri":"Candidate(45417 )"   },   "firstName":"Test",   "minAnnualSal" : "70000" } </pre>	POST	<p>Updates candidateId 45417 on its first-Name and minAnnualSal fields.</p>
<p>↔ Sample Code</p> <pre> ../odata/v2/Candidate {   "firstName" : "John",   "lastName" : "Doe",   "gender" : "M",   "country" : "US",   "primaryEmail" : " john.doe@acffgt.com ",   "cellPhone":" "+1 866 9999-9999",   "education" : {     "school": "ABC institute",     "major": "asdas",     "degree": "Bachelor"   } } </pre>	POST	<p>Inserts a candidate with education back-ground information.</p>

API Call	Operation	Description
<p data-bbox="215 310 431 342">↔ Sample Code</p> <pre data-bbox="235 373 555 1816"> ../odata/v2/Candidate {   "__metadata":{     "type":"SFOData.Candidate"   },   "firstName": "Multiattach999",   "lastName": "Test",   "country": "BR",   "cellPhone": "55 51 9999-9999",   "primaryEmail": "multixx@test.com",   "educationdocs":[     {       "__metadata":{         "type":"SFOData.Attachment"       },       "module":"RECRUITING",       "moduleCategory":"ATTACHMENTS",       "fileContent":"uuuuuyy yyaaaazzzzz",       "fileName":"TestMulti1.doc"     },     {       "__metadata":{         "type":"SFOData.Attachment"       },       "module":"RECRUITING",       "moduleCategory":"ATTACHMENTS",       "fileContent":"xxxxxyy yyyyxxxx"       "fileName":"TestMulti2.doc"     }   ] } </pre>	<p data-bbox="609 304 669 331">POST</p>	<p data-bbox="1024 304 1414 363">Inserts candidate with two multi-attachments</p>

API Call	Operation	Description
<p data-bbox="217 306 431 338">↔ Sample Code</p> <pre data-bbox="237 373 542 930"> ./odata/v2/Candidate {   "primaryEmail": "candidate@sap.com",   "firstName": "Education",   "lastName": "Master",   "country": "BR",   "cellPhone": "55 51 9999-9999",   "education" : {     "results":[       {         "degree": "217",         "school": "UNISINOS",         "major": "111"       }     ]} } </pre>	<p data-bbox="610 306 667 327">POST</p>	<p data-bbox="1029 306 1390 359">Insert candidate with background elements</p>
<p data-bbox="217 1014 431 1045">↔ Sample Code</p> <pre data-bbox="237 1077 542 1560"> ./odata/v2/upsert {   "__metadata" : {     "type": "SFODData.Candidate",     "uri" : "Candidate(1181L)"   },   "education" : {     "results":[       {         "degree": "217",         "school": "UNISINOS",         "major": "111"       }     ]} } </pre>	<p data-bbox="610 1014 667 1035">POST</p>	<p data-bbox="1029 1014 1406 1066">Update candidate with background elements</p>



API Call	Operation	Description
<p data-bbox="215 310 431 342">↔ Sample Code</p> <pre data-bbox="237 373 540 1035"> ./odata/v2/Candidate {   "primaryEmail": "candidate@sap.com",   "firstName": "Education",   "lastName": "Master",   "country": "BR",   "cellPhone": "55 51 9999-9999",   "comments": [     { "content": "comment one" },     { "content": "comment two" }   ],   "tags" : [     { "label" : "Favorite" },     { "label": "Excellent" },     { "label" : "Good" }   ] } </pre>	<p data-bbox="609 310 667 331">POST</p>	<p data-bbox="1027 310 1382 363">Insert candidate with comments and tags</p>
<p data-bbox="215 1119 431 1150">↔ Sample Code</p> <pre data-bbox="237 1182 524 1665"> ./odata/v2/upsert {   "__metadata": { "uri": "Candidate(4333)" },   "comments": {     "commentId": "123",     "content": "comment one"   },   "tags" : {     "id": "999",     "label" : "Good" },   } } </pre>	<p data-bbox="609 1119 667 1140">POST</p>	<p data-bbox="1027 1119 1409 1171">Update tag ID 999 and comment ID 123 where candidate ID is 4333</p>

API Call	Operation	Description
<p>↔ Sample Code</p> <pre> ./odata/v2/Candidate {   "primaryEmail": "candidate@sap.com",   "firstName": "Education",   "lastName": "Master",   "country": "BR",   "cellPhone": "55 51 9999-9999",   "state": {"id": "480"} } </pre>	POST	Insert candidate with a picklist field (state)
<p>↔ Sample Code</p> <pre> ./odata/v2/Candidate {   "firstName": "Test4",   "lastName": "Privacy",   "country": "BR",   "cellPhone": "55 51 9999-9999",   "primaryEmail": "privacy4@test.com",    "shareProfile": "2",   "password": "123",    "agreeToPrivacyStateme nt": "true" } </pre>	POST	Insert a candidate with a password, visibility profile as "Any company recruiter worldwide" and accepting the Privacy Statement

## Error Codes

Error Code	Description
<i>Permission not enabled(not a specific code)</i>	OData API Candidate <editType> permission in Admin Center is not enabled.
<i>Tags Permission</i>	Recruiting Candidate Tagging permission is Admin Center is not enabled.
<i>Candidate already exists(not a specific code)</i>	Candidate already exists.

Error Code	Description
<i>Field required</i> (not a specific code)	<field> required.
<i>Field invalid</i> (not a specific code)	<field> invalid.
<i>Invalid number</i> (not a specific code)	<field> has a invalid number format
<i>Invalid date</i> (not a specific code)	<field> has a invalid date format
<i>Invalid boolean</i> (not a specific code)	<field> has a invalid Boolean format
(not a specific code)	Unable to insert Candidate due to a SCA Error
<i>DPCS not enabled</i> (not a specific code)	DPCS 2 not enabled
<i>DPCS already accepted</i> (not a specific code)	User has already accepted Dpcs
<i>Wrapped Ex</i> (not a specific code)	Unexpected error occurred and the e-mail to Candidate could not be sent: <error>

## Related Information

[SAP Business Accelerator Hub: CandidateBackgroundInsideWorkExperience](#)

## 9.11.3.2 CandidateComments\_\*

### Permissions

- ▶ [Recruiting Permissions](#) ▶ [OData API Candidate Export](#) ▶
- ▶ [Recruiting Permissions](#) ▶ [OData API Candidate Create](#) ▶
- ▶ [Recruiting Permissions](#) ▶ [OData API Candidate Update](#) ▶
- ▶ [Recruiting Permissions](#) ▶ [Candidate Tagging Permission](#) ▶

### Supported Operations

Query, Upsert

### Note

- DELETE operation is not supported for Candidate, CandidateLight, and the associated child entities.
- The current design of the Recruiting OData APIs doesn't allow you to update any property with a null value.

## Properties

Standard and custom fields show up based on the template definitions. Refer to OData API Data Dictionary for the latest information on entities.

CandidateComments Properties

Property Name	Description
associatedCommentId	Associated Comment ID
associatedId	Associated ID
commentId	Comment ID
commentator	Commentator
content	Content
hasAssociatedComment	Has Associated Comment
migratedCommentatorUserName	Migrated Commentator User Name
refId	Reference ID
refType	Reference Type

## Navigation Properties

### Note

To successfully work with any property of type **Attachment**, refer the [Attachment \[page 221\]](#) section with code samples.

CandidateComments Navigation Properties

Navigation Property	Related Entity	Description
candidate	Candidate	Candidate

## Use Cases

API Call	Operation	Description
<code>../odata/v2/ Candidate('12333')</code>	GET	Get the candidate where candidateld is 12333
<code>../odata/v2/ Candidate('12333')? \$expand=resume</code>	GET	Get the candidate along with the resume where candidate is 12333
<code>../odata/v2/ Candidate('12333')? \$expand=jobsApplied</code>	GET	Get all applications associated with currently candidate.
<b>↔ Sample Code</b> <pre>../odata/v2/Candidate {   "firstName":   "John",   "lastName": "Doe",   "country": "US",   "cellPhone": "+1 866 9999-9999",   "primaryEmail":   "john.doe@acffgt.com" }</pre>	POST	Inserts a candidate with 5 basic fields. There will be no other validation for required fields unless user sends any additional required field.
<b>↔ Sample Code</b> <pre>../odata/v2/upsert {   "__metadata":{     "type": "SFOData.Candid ate",     "uri": "Candidate(45417 )"   },   "firstName": "Test",   "minAnnualSal" :   "70000" }</pre>	POST	Updates candidateld 45417 on its first-Name and minAnnualSal fields.

API Call	Operation	Description
<p>↔ Sample Code</p> <pre>../odata/v2/Candidate {   "firstName" :   "John",   "lastName" : "Doe",   "gender" : "M",   "country" : "US",   "primaryEmail" : " john.doe@acffgt.com ",   "cellPhone": "+1 866 9999-9999",   "education" : {     "school": "ABC institute",     "major": "asdas",     "degree": "Bachelor"   } }</pre>	POST	Inserts a candidate with education background information.

API Call	Operation	Description
<p data-bbox="215 310 431 342">↔ Sample Code</p> <pre data-bbox="235 373 555 1816"> .. /odata/v2/Candidate {   "__metadata":{     "type":"SFOData.Candidate"   },   "firstName": "Multiattach999",   "lastName": "Test",   "country": "BR",   "cellPhone": "55 51 9999-9999",   "primaryEmail": "multixx@test.com",   "educationdocs":[     {       "__metadata":{         "type":"SFOData.Attachment"       },       "module":"RECRUITING",       "moduleCategory":"ATTACHMENTS",       "fileContent":"uuuuuyy yyaaaazzzzz",       "fileName":"TestMulti1 .doc"     },     {       "__metadata":{         "type":"SFOData.Attachment"       },       "module":"RECRUITING",       "moduleCategory":"ATTACHMENTS",       "fileContent":"xxxxxy yyyyxxxx"       "fileName":"TestMulti2 .doc"     }   ] } </pre>	<p data-bbox="609 304 667 327">POST</p>	<p data-bbox="1024 304 1414 363">Inserts candidate with two multi-attachments</p>

API Call	Operation	Description
<p data-bbox="217 310 431 342">↔ Sample Code</p> <pre data-bbox="237 380 540 932"> ./odata/v2/Candidate {   "primaryEmail": "candidate@sap.com",   "firstName": "Education",   "lastName": "Master",   "country": "BR",   "cellPhone": "55 51 9999-9999",   "education" : {     "results":[       {         "degree": "217",         "school": "UNISINOS",         "major": "111"       }     ]} } </pre>	<p data-bbox="610 306 667 327">POST</p>	<p data-bbox="1024 306 1393 363">Insert candidate with background elements</p>
<p data-bbox="217 1018 431 1050">↔ Sample Code</p> <pre data-bbox="237 1087 540 1562"> ./odata/v2/upsert {   "__metadata" : {     "type": "SFODData.Candidate",     "uri" : "Candidate(1181L)"   },   "education" : {     "results":[       {         "degree": "217",         "school": "UNISINOS",         "major": "111"       }     ]} } </pre>	<p data-bbox="610 1014 667 1035">POST</p>	<p data-bbox="1024 1014 1406 1071">Update candidate with background elements</p>



API Call	Operation	Description
<p data-bbox="215 310 431 342">↔ Sample Code</p> <pre data-bbox="237 373 581 1035"> ./odata/v2/Candidate {   "primaryEmail": "candidate@sap.com",   "firstName": "Education",   "lastName": "Master",   "country": "BR",   "cellPhone": "55 51 9999-9999",   "comments": [     { "content": "comment one"},     { "content": "comment two"}   ],   "tags" : [     { "label" : "Favorite"},     { "label": "Excellent"},     { "label" : "Good"}   ] } </pre>	<p data-bbox="610 302 667 327">POST</p>	<p data-bbox="1024 302 1382 363">Insert candidate with comments and tags</p>
<p data-bbox="215 1119 431 1150">↔ Sample Code</p> <pre data-bbox="237 1171 581 1665"> ./odata/v2/upsert {   "__metadata": { "uri": "Candidate(4333)" },   "comments": {     "commentId": "123",     "content": "comment one"   },   "tags" : {     "id": "999",     "label" : "Good"},   } } </pre>	<p data-bbox="610 1110 667 1136">POST</p>	<p data-bbox="1024 1110 1409 1171">Update tag ID 999 and comment ID 123 where candidate ID is 4333</p>

API Call	Operation	Description
<p>↔ Sample Code</p> <pre> ./odata/v2/Candidate {   "primaryEmail": "candidate@sap.com",   "firstName": "Education",   "lastName": "Master",   "country": "BR",   "cellPhone": "55 51 9999-9999",   "state": {"id": "480"} } </pre>	POST	Insert candidate with a picklist field (state)
<p>↔ Sample Code</p> <pre> ./odata/v2/Candidate {   "firstName": "Test4",   "lastName": "Privacy",   "country": "BR",   "cellPhone": "55 51 9999-9999",   "primaryEmail": "privacy4@test.com",    "shareProfile": "2",   "password": "123",    "agreeToPrivacyStateme nt": "true" } </pre>	POST	Insert a candidate with a password, visibility profile as "Any company recruiter worldwide" and accepting the Privacy Statement

## Error Codes

Error Code	Description
<i>Permission not enabled(not a specific code)</i>	OData API Candidate <editType> permission in Admin Center is not enabled.
<i>Tags Permission</i>	Recruiting Candidate Tagging permission is Admin Center is not enabled.
<i>Candidate already exists(not a specific code)</i>	Candidate already exists.

Error Code	Description
<i>Field required</i> (not a specific code)	<field> required.
<i>Field invalid</i> (not a specific code)	<field> invalid.
<i>Invalid number</i> (not a specific code)	<field> has a invalid number format
<i>Invalid date</i> (not a specific code)	<field> has a invalid date format
<i>Invalid boolean</i> (not a specific code)	<field> has a invalid Boolean format
(not a specific code)	Unable to insert Candidate due to a SCA Error
<i>DPCS not enabled</i> (not a specific code)	DPCS 2 not enabled
<i>DPCS already accepted</i> (not a specific code)	User has already accepted Dpcs
<i>Wrapped Ex</i> (not a specific code)	Unexpected error occurred and the e-mail to Candidate could not be sent: <error>

## Related Information

[SAP Business Accelerator Hub: CandidateComments](#) 

### 9.11.3.3 CandidateTags\_\*

#### Permissions

▶ [Recruiting Permissions](#) ▶ [OData API Candidate Export](#) ▶

▶ [Recruiting Permissions](#) ▶ [OData API Candidate Create](#) ▶

▶ [Recruiting Permissions](#) ▶ [OData API Candidate Update](#) ▶

▶ [Recruiting Permissions](#) ▶ [Candidate Tagging Permission](#) ▶

#### Supported Operations

Query, Upsert

### ⓘ Note

- DELETE operation is not supported for Candidate, CandidateLight, and the associated child entities.
- The current design of the Recruiting OData APIs doesn't allow you to update any property with a null value.

## Properties

Standard and custom fields show up based on the template definitions. Refer to OData API Data Dictionary for the latest information on entities.

CandidateTags Properties

Property Name	Description
label	Label
locale	Locale
tagId	Tag ID

## Use Cases

API Call	Operation	Description
<p>↔ Sample Code</p> <pre>../odata/v2/Candidate {   "primaryEmail":   "candidate@sap.com",   "firstName":   "Education",   "lastName":   "Master",   "country": "BR",   "cellPhone": "55 51 9999-9999",   "comments": [     {"content": "comment one"},     {"content": "comment two"}   ],   "tags" : [     { "label" : "Favorite"},     { "label": "Excellent"},     { "label" : "Good"}   ] }</pre>	POST	Insert candidate with comments and tags
<p>↔ Sample Code</p> <pre>../odata/v2/upsert {   "__metadata": { "uri": "Candidate(4333)" },   "comments": { "commentId": "123", "content": "comment one" },   "tags" : { " id": "999", "label" : "Good"}, }</pre>	POST	Update tag ID 999 and comment ID 123 where candidate ID is 4333

API Call	Operation	Description
<p>↔ Sample Code</p> <pre> ./odata/v2/Candidate {   "primaryEmail": "candidate@sap.com",   "firstName": "Education",   "lastName": "Master",   "country": "BR",   "cellPhone": "55 51 9999-9999",   "state": {"id": "480"} } </pre>	POST	Insert candidate with a picklist field (state)
<p>↔ Sample Code</p> <pre> ./odata/v2/Candidate {   "firstName": "Test4",   "lastName": "Privacy",   "country": "BR",   "cellPhone": "55 51 9999-9999",   "primaryEmail": "privacy4@test.com",    "shareProfile": "2",   "password": "123",    "agreeToPrivacyStateme nt": "true" } </pre>	POST	Insert a candidate with a password, visibility profile as "Any company recruiter worldwide" and accepting the Privacy Statement

## Error Codes

Error Code	Description
<i>Permission not enabled(not a specific code)</i>	OData API Candidate <editType> permission in Admin Center is not enabled.
<i>Tags Permission</i>	Recruiting Candidate Tagging permission is Admin Center is not enabled.
<i>Candidate already exists(not a specific code)</i>	Candidate already exists.

Error Code	Description
<i>Field required</i> (not a specific code)	<field> required.
<i>Field invalid</i> (not a specific code)	<field> invalid.
<i>Invalid number</i> (not a specific code)	<field> has a invalid number format
<i>Invalid date</i> (not a specific code)	<field> has a invalid date format
<i>Invalid boolean</i> (not a specific code)	<field> has a invalid Boolean format
(not a specific code)	Unable to insert Candidate due to a SCA Error
<i>DPCS not enabled</i> (not a specific code)	DPCS 2 not enabled
<i>DPCS already accepted</i> (not a specific code)	User has already accepted Dpcs
<i>Wrapped Ex</i> (not a specific code)	Unexpected error occurred and the e-mail to Candidate could not be sent: <error>

## Related Information

[SAP Business Accelerator Hub: Candidate](#)

[SAP Business Accelerator Hub: Candidate Tags](#)

### 9.11.3.4 CandidateBackground\_Education

#### Permissions

▶ [Recruiting Permissions](#) ▶ [OData API Candidate Export](#) ▶

▶ [Recruiting Permissions](#) ▶ [OData API Candidate Create](#) ▶

▶ [Recruiting Permissions](#) ▶ [OData API Candidate Update](#) ▶

▶ [Recruiting Permissions](#) ▶ [Candidate Tagging Permission](#) ▶

#### Supported Operations

Query

## Properties

Property Name	Description
backgroundElementId	Entity Id
startDate	Start Date
bgOrderPos	Field Order Position
school	School Name (label)
degree	Degree id
applicationId	Application Id
endDate	End Date
lastModifiedDateTime	Last Modified Date
major	Major id
degreeNav	Details of the degree Id
majorNav	Details of the major Id

## Navigation Properties

Navigation Property	Related Entity	Description
jobApplication	JobApplication	Job Application
degreeNav	PicklistOption	Details of the Degree Id
majorNav	PicklistOption	Details of the Major Id

## Related Information

[SAP Business Accelerator Hub: CandidateBackgroundEducation](#)



## 9.11.3.5 CandidateBackground\_OutsideWorkExperience

### Permissions

- ▶ [Recruiting Permissions](#) ▶ [OData API Candidate Export](#) ▶
- ▶ [Recruiting Permissions](#) ▶ [OData API Candidate Create](#) ▶
- ▶ [Recruiting Permissions](#) ▶ [OData API Candidate Update](#) ▶
- ▶ [Recruiting Permissions](#) ▶ [Candidate Tagging Permission](#) ▶

### Supported Operations

Query

### Properties

Property Name	Description
backgroundElementId	Entity Id
startDate	Start Date
bgOrderPos	Field Order Position
applicationId	Application Id
startTitle	Title Name (label)
employer	Employer Name (label)
endDate	End Date
businessType	Business type id
lastModifiedDateTime	Last Modified Date
businessTypeNav	Details of the Business type

## Navigation Properties

Navigation Property	Related Entity	Description
jobApplication	JobApplication	Job Application
businessTypeNav	PicklistOption	Details of the Business type

## Related Information

[SAP Business Accelerator Hub: CandidateBackgroundOutsideWorkExperience](#)

### 9.11.3.6 CandidateLight

You can use the `CandidateLight` entity to query, insert, and update the candidate profile. In contrast to the `Candidate` entity, this entity has fewer mandatory fields making validation quicker.

## Permissions

Permission System	Required Settings
Role based	<a href="#">▶ Recruiting Permissions ▶ OData API Candidate Create ▶</a>
	<a href="#">▶ Recruiting Permissions ▶ OData API Candidate Update ▶</a>

## Navigation Properties

Navigation Property	Related Entity	Description
user	User	Navigation to user entity

## Use Case: Retrieve Candidate Information

### Request

Operation	Query
HTTP Method	GET
URI	https://<api-server>/odata/v2/ CandidateLight(2L)

### Response

#### Sample Code

```
{
  "d": {
    "__metadata": {
      "uri": "https://<api-server>/odata/v2/CandidateLight(2L)",
      "type": "SFOData.CandidateLight"
    },
    "candidateId": "2",
    "candidateLocale": "en_US",
    "ifFelony": null,
    "cellPhone": "015128533",
    "partnerMemberId": null,
    "anonymized": "Non-anonymized",
    "lastModifiedDate": "/Date(1472564621000+0000)/",
    "homePhone": "123-456-7890",
    "usersSysId": "aaaa",
    "visibilityOption": false,
    "publicIntranet": false,
    "city": "Chicago",
    "privacyAcceptDateTime": null,
    "lastLoginDateTime": "/Date(1471274422000+0000)/",
    "firstName": "Alex",
    "externalCandidate": false,
    "middleName": null,
    "creationDateTime": "/Date(1471274422000+0000)/",
    "dateofAvailability": null,
    "zip": null,
    "lastName": "Anderson",
    "contactEmail": "alex.anderson@bestrun.com",
    "candComment": null,
    "dataPrivacyId": null,
    "primaryEmail": "aaaa",
    "country": "Australia",
    "partnerSource": "0",
    "address": null,
    "shareProfile": "Any company recruiter worldwide",
    "anonymizedDateTime": null,
    "state": {
      "__deferred": {
        "uri": "https://<api-server>/odata/v2/CandidateLight(2L)/state"
      }
    },
    "attachment2": {
      "__deferred": {
        "uri": "https://<api-server>/odata/v2/CandidateLight(2L)/attachment2"
      }
    },
    "attachment1": {
      "__deferred": {
        "uri": "https://<api-server>/odata/v2/CandidateLight(2L)/attachment1"
      }
    }
  }
}
```

```

    }
  },
  "education": {
    "__deferred": {
      "uri": "https://<api-server>/odata/v2/CandidateLight(2L)/education"
    }
  },
  "jobReqFwdCandidates": {
    "__deferred": {
      "uri": "https://<api-server>/odata/v2/CandidateLight(2L)/
jobReqFwdCandidates"
    }
  },
  "languages": {
    "__deferred": {
      "uri": "https://<api-server>/odata/v2/CandidateLight(2L)/languages"
    }
  },
  "outsideWorkExperience": {
    "__deferred": {
      "uri": "https://<api-server>/odata/v2/CandidateLight(2L)/
outsideWorkExperience"
    }
  },
  "jobsApplied": {
    "__deferred": {
      "uri": "https://<api-server>/odata/v2/CandidateLight(2L)/jobsApplied"
    }
  },
  "certificates": {
    "__deferred": {
      "uri": "https://<api-server>/odata/v2/CandidateLight(2L)/certificates"
    }
  },
  "tags": {
    "__deferred": {
      "uri": "https://<api-server>/odata/v2/CandidateLight(2L)/tags"
    }
  },
  "coverLetter": {
    "__deferred": {
      "uri": "https://<api-server>/odata/v2/CandidateLight(2L)/coverLetter"
    }
  },
  "felony": {
    "__deferred": {
      "uri": "https://<api-server>/odata/v2/CandidateLight(2L)/felony"
    }
  },
  "resume": {
    "__deferred": {
      "uri": "https://<api-server>/odata/v2/CandidateLight(2L)/resume"
    }
  },
  "memberships": {
    "__deferred": {
      "uri": "https://<api-server>/odata/v2/CandidateLight(2L)/memberships"
    }
  },
  "comments": {
    "__deferred": {
      "uri": "https://<api-server>/odata/v2/CandidateLight(2L)/comments"
    }
  }
}
}

```

## Additional Information

This entity contains core candidate profile data, that is system, standard, and custom fields. The metadata contains the standard and custom fields configured in the active template. If a standard or custom field is not configured in the template, then it is not included in the metadata and not included in the oData query. System fields, however, are always included in the metadata. Compared to the existing Candidate entity, it provides exactly the same functionality but with the advantage of fewer mandatory fields to make validation quicker.

## Related Information

[SAP Business Accelerator Hub: CandidateLight](#)

### 9.11.3.7 CandidateProfileConversionInfo

To support data privacy and protection compliance in information reporting, you can use this API and the field `isAlumni` to determine if end users can search for the candidate. When the value of this field is YES, the GDPR Pre-Privacy Center External Candidate search widget allowing end users to look for candidates can be used. The value of this field is determined from the existing Candidate OData API in the table `RCM_CAND_PROFILE_CONVERSION`.

## Permissions

API Permissions

Permission System	Required Settings
Role based	Follow OData general permission and Candidate Query permission
User based	None

Property	Description
<code>&lt;candidateId&gt;</code>	<code>&lt;No&gt;</code> <code>&lt;Candidate Id&gt;</code> <code>&lt;4103&gt;</code>
<code>&lt;postConvExtEmailAddress1&gt;</code>	<code>&lt;No&gt;</code> <code>&lt;Post Conv Ext Email Address1&gt;</code> <code>&lt;cgrant1@mail.com&gt;</code>

Property	Description
<postConvExtEmailAddress2>	<No> <Post Conv Ext Email Address1>. <cgrant1@mail.com>
<isAlumni>	<No> <Is the candidate Alumni or not>. <true>
<alumniUsersSysId>	<No> < Alumni Users Sys Id>. <rcoley1>

## Navigation Properties

Navigation Property	Related Entity	Description
alumniUser	User	Alumni User

## Use Cases

Request Information

Operation	Query
URI	https://<api-server>/odata/v2/ CandidateProfileConversionInfo

## Response

### Sample Code

```
{
  "d": {
    "results": [
      {
        "__metadata": {
          "uri": "https://<api-server>/odata/v2/  
CandidateProfileConversionInfo(4103L)",
          "type": "SFOData.CandidateProfileConversionInfo"
        }
      }
    ]
  }
}
```

```

    },
    "candidateId": "4103",
    "isAlumni": true,
    "alumniUsersSysId": "cgrant1",
    "postConvExtEmailAddress1": "cgrant1@sap.com",
    "postConvExtEmailAddress2": "cgrant2@sap.com"
  }
]
}

```

### 9.11.3.8 CandidateProfileExtension

You can use this entity to query, insert, and upsert candidate data that will remain hidden from the candidate. This entity can be used in RCM, RMK, and CRM but as it hides data from the candidate, you find it most useful in CRM scenarios.

#### Permissions

API Permissions

Permission System	Required Settings
Role based	<p>▶ <a href="#">User Permissions</a> ▶ <a href="#">MDF Recruiting Permissions</a> ▶</p> <p>Here you can maintain View, Edit, and Import/Export permission as well as the Field Level Overrides of MDF object CandidateProfileExtension (default label: Candidate Relationship Information)&gt;</p>

This section lists only the properties and navigation properties that require special business logic, permission, or other additional information. For more information, refer to the API dictionary in ▶ [Admin Center](#) ▶ [API Center](#) ▶ [OData API Data Dictionary](#) ▶ or the API metadata using query: `https://<api-server>/odata/v2/<Entity>/$metadata`.

#### Use Case: Get Candidate Profile Extension

HTTP Method	GET
URI	<code>https://&lt;api-server&gt;/odata/v2/CandidateProfileExtension?\$format=json</code>

#### Response

## Sample Code

```
{
  "d": {
    "results": [
      {
        "__metadata": {
          "uri": "https://<api-server>/odata/v2/CandidateProfileExtension(10L)",
          "type": "SFOData.CandidateProfileExtension"
        },
        "candidateId": "10",
        "cust_comment2": "Hello World",
        "lastModifiedDate": "/Date(1606216111000+0000)/",
        "lastModifiedBy": "cgrant1",
        "createdDateTime": "/Date(1525076700000+0000)/",
        "mdfSystemRecordStatus": "N",
        "cust_test": null,
        "cust_date": null,
        "createdBy": "cgrant1",
        "cust_startdate": null,
        "cust_backgroundSkills": null,
        "cust_field": null,
        "cust_comment": null,
        "createdByNav": {
          "__deferred": {
            "uri": "https://<api-server>/odata/v2/CandidateProfileExtension(10L)/createdByNav"
          }
        }
      }
    ]
  }
}
```

## Use Case: Create CandidateProfileExtension Object for Candidate with Candidate ID “2” in JSON Format

HTTP Method	POST
URI	https://<api-server>/odata/v2/ CandidateProfileExtension?\$format=json

Payload

## Sample Code

```
{
  "__metadata": {
    "uri": "<api-server>/odata/v2/CandidateProfileExtension",
    "type": "SFOData.CandidateProfileExtension"
  },
  "candidateId": "2",
  "cust_comment2": "Great candidate",
  "cust_field": null,
  "cust_comment": "null"
}
```



## Additional Information

You'll mainly find this entity useful in integration scenarios, especially when starting to use Candidate Relationship Management in addition to Recruiting Management. This entity contains additional candidate profile data that includes system and standard fields. Depending on the configuration of the Metadata Framework object, Candidate Profile Extension (Default label: Candidate Relationship Information), some or perhaps the majority of the fields are custom fields. The Metadata Framework object, Candidate Profile Extension, appears in the Candidate Relationship Management Profile UI as well as in the Candidate Profile UI (assuming that this UI is permitted for Recruiting Operators only).

## Related Information

[SAP Business Accelerator Hub: CandidateProfileExtension](#)

### 9.11.3.9 CandidateEmployeeReferral

This entity provides ability for the user to create/read candidate employee referral data.

## Permissions

Permission System	Required Settings
Role based	▶ <a href="#">Employee Referral Feature</a> ▶
User based	▶ <a href="#">Feature Permission Checker</a> ▶

## Supported Operations

Operation	Description
Query	Yes
Upsert	Yes

### Note

The current design of the Recruiting OData APIs doesn't allow you to update any property with a null value.

## Navigation Properties

Navigation Property	Related Entity	Description
jobRequisition	JobRequisition	Navigation to JobRequisition entity
candidate	CandidateLight	Navigation to candidateLight entity
user	User	Navigation to user entity
referralResume	Attachment	Navigation to attachment entity

These are not complete lists of properties. For more information about the entity metadata, please refer to your OData API dictionary in the Admin Center or use the entity query: <https://<api-server>/odata/v2/<Entity>/&#36;metadata>.

## Use Case 1: Querying to fetch candidate referred to a JOB\_REQ.

You use this query to retrieve information about a candidate that has been referred to a job requisition.

### Request

Operation	Query
HTTP Method	GET
URI	<a href="https://&lt;api-server&gt;/odata/v2/CandidateEmployeeReferral">https://&lt;api-server&gt;/odata/v2/CandidateEmployeeReferral</a>

### Response

#### Sample Code

```
{
  "d": {
    "results": [
      {
        "__metadata": {
          "uri": "https://<api-server>/odata/v2/CandidateEmployeeReferral(83L)",
          "type": "SFOData.CandidateEmployeeReferral"
        },
        "candidateEmployeeReferralId": "83",
        "referralKey": null,
        "candidateId": "1346",
        "expirationDate": "/Date(1402038000000+0000)/",
        "status": "3",
        "applicantStatusSetItemId": null,
        "jobRequisitionId": "1163",
        "lastModifiedDate": "/Date(1370450438000+0000)/",
        "referredBy": "cgrant1",
        "createdDate": "/Date(1370449808000+0000)/",
        "jobRequisition": {
          "__deferred": {
```

```

        "uri": "https://<api-server>/odata/v2/
CandidateEmployeeReferral(83L)/jobRequisition"
    },
    "candidate": {
        "__deferred": {
            "uri": "https://<api-server>/odata/v2/
CandidateEmployeeReferral(83L)/candidate"
        }
    },
    "referralResume": {
        "__deferred": {
            "uri": "https://<api-server>/odata/v2/
CandidateEmployeeReferral(83L)/referralResume"
        }
    }
}
]
}
}

```

## Use Case 2: Creating an employee referral

You use this API request to create employee referral, which can be used to refer a candidate.

### Request

Operation	Insert
HTTP Method	POST
URI	https://<api-server>/odata/v2/ CandidateEmployeeReferral

### Response

#### Sample Code

```

{
    "__metadata": {
        "uri": "https://<api-server>/odata/v2/
CandidateEmployeeReferral",
        "type": "SFOData.CandidateEmployeeReferral"
    },
    "candidate": {
        "__metadata": {
            "uri": "https://<api-server>/odata/v2/CandidateLight(123)",
            "type": "SFOData.CandidateLight"
        },
        "candidateId": 123
    },
    "jobRequisition": {
        "__metadata": {
            "uri": "https://<api-server>/odata/v2/JobRequisition(345)",
            "type": "SFOData.JobRequisition"
        },
        "jobReqId": 345
    },
    "referredBy": "admin",
}

```

```

    "referralResume": {
      "__metadata": {
        "uri": " https://<api-server>/odata/v2/Attachment",
        "type": "SFOData.Attachment"
      },
      "fileContent": "cmVzdW11",
      "fileName": "resume.txt"
    }
  }
}

```

## 9.11.4 Job Offer

### 9.11.4.1 JobOffer

The `JobOffer` entity contains core offer data that consist of system, standard, and custom fields.

#### ⓘ Note

- The entity can't be filtered or sorted by the nonreportable custom fields. Reportable custom fields must be available within the entity and the entity can be sorted or filtered using the reportable custom fields.
- The system fields always appear in the metadata regardless of the template definition.
- A `JobOffer` can only be edited when it is in the "draft" or "rejected" status. It can't be edited when it is in the "pending" status. Editing a Job Offer generates a new version of this entity with a new Id. All versions of the `JobOffer` appear in query operations without any ID or based off the application ID.
- The `JobOffer` entity inherits some fields from `JobApplication` and from `Job Requisition`. These fields defined on the offer template in Provisioning. They're initially filled with its inherited value, and keep these values if not edited or changed during the creation operation.

#### → Remember

As a customer, you don't have access to Provisioning. To complete tasks in Provisioning, contact your implementation partner or Account Executive. For any non-implementation tasks, contact Product Support.

The entity can't be filtered or sorted by nonreportable custom fields. Reportable fields are available within the entity, and are sorted or filtered using reportable custom fields.

If two custom fields with the same field ID are defined in two different templates, then the metadata shows:

- One field in the metadata when the default label and field type are the same.
- One field in the metadata with two labels that's comma-separated, when the labels are different.
- The `internalStatus` field type appears as a string in the metadata.

Numerical Value	Mapped to
0	Job offer approval that's in draft status.
1	Job offer approval that's in pending status.

Numerical Value	Mapped to
2	Job offer approval that's in completed status.

System fields always show up in the metadata regardless of the template definitions.

## Permissions

- ▶ [Recruiting Permissions](#) ▶ [OData API Offer Approval Export](#) ▶
- ▶ [Recruiting Permissions](#) ▶ [OData API Offer Approval Create](#) ▶
- ▶ [Recruiting Permissions](#) ▶ [OData API Offer Approval Update](#) ▶

## Supported Operations

Query, Insert, Upsert, Merge, Replace

### Note

The current design of the Recruiting OData APIs doesn't allow you to update any property with a null value.

## Properties and Navigation Properties

This section lists only the properties and navigation properties that require special business logic, permission, or other additional information. For more information, refer to the API dictionary in ▶ [Admin Center](#) ▶ [API Center](#) ▶ [OData API Data Dictionary](#) ▶ or the API metadata using query: `https://<api-server>/odata/v2/<Entity>/$metadata`.

### Properties

Property	Description
<code>userIsOriginator</code>	User is the originator.
<code>userIsCurrentApprover</code>	User is the current approver.
<code>offerIsEditable</code>	Offer is editable.
<code>anonymizedDate</code>	Anonymized Date
<code>anonymizedFlag</code>	Anonymized Flag.

Property	Description
applicationId	The application ID.
candidateName	The candidate name.
candJust	Candidate justification.
commission	Commission field.
createdBy	Created By String Name.
currency	Currency field.
currentLocation	Current location for the candidate.
firstName	Candidate first name.
formDataId	Form Data ID.
formTemplateId	Form Template ID.
initialComment	Initial comment in the job application.
internalStatus	Internal status field.
jobRateOfPay	Base Salary field.
lastModifiedBy	Last Modified By String Name.
lastName	Candidate last name.
location	Location field.
offerApprovalId	Offer Detail ID.
redefineTemplateApprovers	Flag for redefining the approvers set on template
salaryBase	Salary Base field.
stockPackage	Candidate stock package.
targetBonusAmount	The target bonus Amount
tempDate	The end date if temporary.
templateId	The Template ID
version	Offer Detail Version

## Navigation Properties

Navigation Property	Related Entity	Description
accommo	<i>PicklistOption</i>	Accommodation
approvers	<i>JobOfferApprover</i>	Offer Approvers
candType	<i>PicklistOption</i>	Candidate type
coverLetter	<i>Attachment</i>	Cover letter
createdByNav	<i>User</i>	Created by Navigation
jobApplication	<b>JobApplication</b>	Job Application
jobOfferPermissionsNav	<i>JobOfferFieldControls</i>	Job Offer Permissions Navigation
lastModifiedByNav	<i>User</i>	Last Modified by Navigation
location_obj	<i>FOLocation</i>	Location object
std_position_obj	<i>GOPosition</i>	Position object
motorVeh	<i>PicklistOption</i>	Motor vehicle information
relocationPack	<i>PicklistOption</i>	Candidate relocation
resume	<i>Attachment</i>	Resume

## Use Case 1: Multiattachment Field Changes

multiattachmentSelection field.

### Request

Operation	Query
HTTP Method	GET
URI	<code>https://&lt;api-server&gt;/odata/v2/JobOffer(13244L)/Custattachment?\$format=json</code>

## Sample Code

```

{
  "d": {
    "results": [
      {
        "__metadata": {
          "uri": "https://<api-server>/odata/v2/Attachment(126058L)",
          "type": "SFOData.Attachment"
        },
        "attachmentId": "126058",
        "country": null,
        "fileName": "Faysal_Ahmed_Resume_Nov(1).doc",
        "lastModifiedDate": "/"Date(1580338577000+0000)/",
        "ownerIdType": "NOT_PROVIDED",
        "documentType": null,
        "deletable": false,
        "description": null,
        "language": null,
        "mimeType": "application/ms-word",
        "moduleCategory": "offerdetail-attachments-Custattachment",
        "ownerId": "shared",
        "deprecable": false,
        "piiFlag": -1,
        "fileExtension": "doc",
        "documentEntityId": "4867",
        "module": "RECRUITING",
        "documentCategory": "JOB_OFFER_ATTACH",
        "externalId": "0",
        "userId": "170799newid",
        "searchable": false,
        "documentEntityType": "LIBRARY",
        "createdDate": "/"Date(1580338577000+0000)/",
        "viewable": true,
        "fileSize": 72192,
        "softDelete": false,
        "lastAccessed": null,
        "fileContent": "base64 encoded file content",
        "imageConvertInProgress": false,
        "userNav": {
          "__deferred": {
            "uri": "https://<api-server>/odata/v2/Attachment(126058L)/userNav"
          }
        },
        "candidateNav": {
          "__deferred": {
            "uri": "https://<api-server>/odata/v2/Attachment(126058L)/candidateNav"
          }
        }
      }
    ]
  }
}

```



## Use Case 2: Create New Offer with Attachment

Create a new job offer with an attachment.

**In the following example, admin users with the *OData API Offer Approval Create* permission can create a new job offers with an attachment.**

Operation	Insert
HTTP Method	POST
URI	https://<api-server>/odata/v2/JobOffer(13244L)?\$format=json
Payload	<pre>Sample Code  {   "applicationId": "544",   "templateId": "2032",   "firstName": "Jesse",   "lastName": "Kendall1",   "custAttachment": [     {       "__metadata": {         "uri": "https://&lt;api-server&gt;/ odata/v2/Attachment",         "type": "SFOData.Attachment"       },       "fileName": "demo-file1.txt",       "module": "RECRUITING",       "viewable": true,       "fileContent": "ZmlsZTE=\r\n",       "ownerIdType": "NOT_PROVIDED",       "ownerId": "shared"     }   ] }</pre>

### Response

```
{
  "d": {
    "__metadata": {
      "uri": "https://<api-server>/odata/v2/JobOffer(265L)",
      "type": "SFOData.JobOffer"
    },
    "applicationId": "544",
    "templateId": "2032",
    "firstName": "Jesse",
    "lastName": "Kendall1",
    "offerApprovalId": "265",
    "custAttachment": {
      "__metadata": {
        "uri": "https://<API-Server>/odata/v2/Attachment",
        "type": "SFOData.Attachment"
      },
      "fileName": "demo-file1.txt",
      "module": "RECRUITING",
      "viewable": true,
      "fileContent": "ZmlsZTE=\r\n",
      "ownerIdType": "NOT_PROVIDED",

```

```
    "ownerId": "shared"
  }
}
```

## Use Case 3: Upload and Associate Attachment for Draft Offer

Upload an attachment using the *upsert* operation for existing offer for the *multiattachmentsselection* field type that associates it with the Job Offer.

### Request

Operation	UPSERT
HTTP Method	POST
URI	<code>https://&lt;api-server&gt;/odata/v2/upsert?\$format=json</code>
Payload	<div data-bbox="602 863 818 898"><b>Sample Code</b></div> <pre>{   "__metadata": {     "uri": "https://&lt;api-server&gt;/odata/v2/JobOffer(1526L)",     "type": "SFOData.JobOffer"   },   "customMultiattachmentsselection": [     {       "__metadata": {         "uri": "https://&lt;API-SERVER&gt;/odata/v2/Attachment",         "type": "SFOData.Attachment"       },       "fileName": "CarriesTestDoc.doc",       "module": "RECRUITING",       "viewable": true,       "fileContent": "base64 encoded file content",       "ownerIdType": "NOT_PROVIDED",       "ownerId": "shared"     }   ] }</pre>

### Response

```
{
  "d": [
    {
      "key": null,
      "status": "OK",
      "editStatus": "UPDATED",
      "message": "Job Offer has been updated successfully",
      "index": 0,
      "httpCode": 204,
      "inlineResults": [
        {

```

```
"inlineProperty": "customMultiattachmentselection",
"results": [
  {
    "key": "Attachment/attachmentId=8238",
    "status": "OK",
    "editStatus": "UPSERVED",
    "message": "Upserted successfully",
    "index": 0,
    "httpCode": 200,
    "inlineResults": null
  }
]
}
```

### Use Case 4: Linking Attachment with Job Offer

You can associate a reusable attachment with a draft offer approval for the multiattachmentselection field data type.

#### Request

Operation	Query
HTTP Method	POST
URI	https://<api-server>/odata/v2/JobOffer(1526L)/\$links/customMultiattachmentselection?\$format=json
Payload	<pre>{   "uri": "Attachment(8280L)" }</pre>
Response: No data appears here.	

### Use Case 4: Deleting Attachment from Job Offer

You can remove or delete an attachment for the multiattachmentselection data type from a specific job offer approval.

#### Request

Operation	Query
HTTP Method	DELETE

URI `https://<API-SERVER>/odata/v2/JobOffer(1526L)/$links/customMultiattachmentselection(8240L)?$format=json`

Payload Data doesn't appear in the payload.

### → Remember

The *Delete* Operation or *DELETE* HTTP method is supported for `multiattachmentselection` data type only for the `JobOffer` entity. The *Delete* isn't supported for `JobOffer` entity.

## Use Cases

API Call	Operation	Description
<code>/odata/v2/OfferApprover(221)</code>	GET	Get the offer approver with id 221.
<code>/odata/v2/OfferApproval(191)</code>	GET	Get the offer approval detail with id 191.
<code>odata/v2/JobApplication('601')?\$expand=jobOffer/approvers/offerApproval</code>	GET	Get the list of offer approvals for the Job Application with applicationId 601.
<code>odata/v2/JobApplication('601')?\$expand=jobOffer/approvers</code>	GET	Get the offer approver list for the Job Application with applicationId 601.
<code>/odata/v2/JobApplication(601L)/offerApproval(191)/approvers</code>	GET	Get the offer approver list from Offer Approval 191 from Application ID 601.
<code>/odata/v2/approveOffer?applicationId=601L&amp;comment='None'</code>	GET	The import function works to approve a candidate based on application id. To execute the action, the "application id" and "comment" parameters are required.
<code>/odata/v2/declineOffer?applicationId=601L&amp;comment='None'</code>	GET	The import function works to decline an application offer based on application id. To execute the action, the "application id" and "comment" parameters are required.
<code>/odata/v2/sendOfferForApproval?applicationId=601L</code>	GET	This function sends an Offer in the "Draft" stage for approval to the approvers. To execute this action, the "application id" parameter is required.

## Error Codes

Error Code	Description
<i>Permission not enabled(not a specific code)</i>	OData API Candidate <editType> permission in Admin Center isn't enabled.

## Function Imports

Function Imports	Parameters	Return type	Description
approveOffer	applicationId (long) comment (String)	XML	The function import makes action to approve a candidate based on application id. To execute the action two parameters are required: application id and comment.

### Note

- You need approve the application offer in a specific order. The order is defined on approver list in the offer application.
- You need this application in an "offer" status.
- At a time, one approver can execute the action "approve".
- The application will change to status "completed" only after all approvers approve it, meantime the status is "pending".

### Request Sample:

- Get the application, where the id 601 and make an approve action.
- Operation: GET

.../odata/v2/approveOffer?applicationId=601L&comment="

.../odata/v2/approveOffer?applicationId=601L&comment='None'

Function Imports	Parameters	Return type	Description
			<p>Error expected:</p> <ul style="list-style-type: none"> <li>• SCA Error(not a specific code): Unable to decline offer due to an SCA Error.</li> <li>• Wrapped Ex(not a specific code): Unexpected error occurred and the e-mail to Candidate couldn't be sent: &lt;error&gt;</li> <li>• User isn't a valid approver(not a specific code): User &lt;field&gt; isn't an approver for this offer.</li> </ul>

Function Imports	Parameters	Return type	Description
declineOffer	applicationId (long) Comment (String)	XML	<p>The function import makes action to decline an application offer based on application id. To execute the action two parameters are required: application id and comment.</p> <div data-bbox="1128 520 1425 928" style="border: 1px solid #ccc; background-color: #f9f9f9; padding: 10px;"> <p><b>Note</b></p> <ul style="list-style-type: none"> <li>You can decline an application offer only in your turn.</li> <li>Only one approver of the approvers list needs decline.</li> <li>Even if other approver approves, you can decline.</li> </ul> </div> <p>Request Sample:</p> <ul style="list-style-type: none"> <li>Get the application, where the id 601L and make a decline action.</li> <li>Operation: GET</li> </ul> <pre>.../odata/v2/declineOffer?applicationId=601L&amp;comment=""</pre> <pre>.../odata/v2/declineOffer?applicationId=601L&amp;comment='None'</pre> <p>Error expected:</p> <ul style="list-style-type: none"> <li>SCA Error(not a specific code): Unable to decline offer due to an SCA Error.</li> <li>Wrapped Ex(not a specific code): Unexpected error occurred and the e-mail to Candidate couldn't be sent: &lt;error&gt;</li> <li>User isn't a valid approver(not a specific code): User &lt;field&gt; isn't an approver for this offer.</li> </ul>



## Pre-Defined Approvers Scenarios

### Note

- The default behavior of the command is when you execute the `UPDATE` action, the approvers to the payload substitutes the approvers on that offer. All approvers must be on the `UPDATE` payload.
- When the template has predefined approvers, the approvers of the template are pulled out and set as current values unless you set approvers into the payload.

- When `"editable="true"` and `"reorder="true"`  
When having predefined approvers on the template, the following behaviors must also be:  
On `INSERT`, the template approvers is added in the beginning of the approver order. Ad-hoc approvers can be sent on `INSERT` payload, and they'll be put after the approvers from the template. The template approvers don't need to be on the payload. If a group type is defined, the user must inform it on the payload, with the id of the approvalStep on the property `"approvalStepId"`.  
On `INSERT` with the flag `"redefineTemplateApprovers"="true"`, the approvers on the payload are the ones inserted, ignoring the ones loaded from the template. The user can add a template approver in the payload, with its respective `approvalStepId`, in any order it desires.  
On `UPDATE`, one can reorder the approvers, remove, or add ad-hoc ones; all approvers must be on the payload, including the ones from the template with their respecting `approvalStepId`. Otherwise, the approvers from template that aren't in the payload is removed from the offer approval.
- When `"editable="true"` and `"reorder="false"`  
On `INSERT`, the behavior is the same as the previous case. Template approvers are first, and then ad-hoc approvers set on the payload. In addition, the user can send a payload without approvers; in this case, only the approvers from the template are set. If a group type is defined, the user must inform it on the payload, with the id of the approvalStep on the property `"approvalStepId"`.  
On `INSERT` with the flag `"redefineTemplateApprovers"="true"`, the behavior is the same as the previous case, except that the order of the template approvers must be maintained. One can add ad-hoc approvers even between the template ones, but can't change the order of the predefined approvers.  
On `UPDATE`, it isn't possible to reorder the approvers, but one can add or remove ad-hoc approvers. The template approvers must be in the correct order in the payload.
- When `"editable="false"` and `"reorder="true"`  
On `INSERT`, only the template approvers are set. If a group type is defined, the user must inform it on the payload, with the id of the approvalStep on the property `approvalStepId`. Ad-hoc approvers on the payload are ignored.  
On `INSERT` with the flag `"redefineTemplateApprovers"="true"`, the approvers on the payload are the ones inserted, ignoring the ones loaded from the template. The user must add all template approvers in the payload, as they can't be deleted, with its respective `approvalStepId`, in any order it desires. Ad-hoc approvers are ignored.  
On `UPDATE`, they can be reordered, but none of them can be removed. On `UPDATE` payload, if one wants to reorder the approvers, they all must be on the payload with its respective `approvalStepId`.
- When `"editable="false"` and `"reorder="false"`  
On `INSERT`, only the template approvers are set. If a group type is defined, the user must inform it on the payload, with the id of the approvalStep on the property `approvalStepId`.  
On `INSERT` with the flag `"redefineTemplateApprovers"="true"`, the approvers on the payload are the ones inserted, ignoring the ones loaded from the template. The user must add all template approvers in the payload, as they can't be deleted, with its respective `approvalStepId`, in any order it desires. The ad-hoc approvers are ignored.

On UPDATE, all template approvers must be in the payload, with their respective approvalStepIds, in the order set on the template.

The default-user "type" attribute.

- **Based on Role**  
When `editInvalidUser` is set to true, another recruiting user can appear in the payload with the `approvalStepId` as part of this step, otherwise it's set to the recruiting user that's predefined in the template. When `editInvalidUser` is set to false, error message appears.  
This user is set as an approver on the creation of the offer and can change when using the UPDATE or INSERT operations when the `redefineTemplateApprovers` flag set to true. For a recruiting user that's not an approver of that offer, their role is predefined in the template.
- **Based on Recruiting Group**  
INSERT payload can have a single recruiting user that has the `approvalStepId` to the recruiting group that they belong under, or they won't appear. If that recruiting user isn't in the recruiting group, error message appears.
- **Based on User**  
The user set on the template must be a valid user, otherwise, if `editInvalidUser` is set to true, another user can be sent on the payload with the `approvalStepId` of this step; if `editInvalidUser` is set to false, an error occurs.

## Related Information

[SAP Business Accelerator Hub: JobOffer](#) 

### 9.11.4.2 JobOfferFieldControls

This entity provides a way to access all fields permission defined in the offer details template, for the operator role associated with login user. This entity holds each field control permission for all the fields defined in the respective offer details template. It helps in accessing field control permission for the login user through OData and doesn't support insert, update, upsert, delete.

## Field-level Permissions

API permissions that the logged in user has for fields for all offer detail templates with these values:

Numerical Value	Mapped to
0	hidden: property isn't visible on user interfaces.
1	read-only: property can't be changed.
3	optional: operation is writeable and contains null values.

Numerical Value	Mapped to
7	mandatory: property is writeable, must contain a value.

## Supported Operations

Operation	Description
Query	Yes (Only through Expand clause of JobOffer entity)

## Use Case: Querying the Field-level Permissions for a Specific User

This API fetches the field-level permissions for a specific user who triggers API request against JobOffer entity.

### Request

Operation	Query
HTTP Method	GET
URI	https://<api-server>/odata/v2/JobOffer(12086L)? \$format=json&\$expand=jobOfferPermissionsNav

### Response

#### Sample Code

```
{
  "d": {
    "__metadata": {
      "uri": "https://<api-server>/odata/v2/JobOffer(12086L)",
      "type": "SFOData.JobOffer"
    },
    "offerApprovalId": "12086",
    ...,
    ...,
    ...,
    "jobOfferPermissionsNav": {
      "__metadata": {
        "uri": "https://<api-server>/odata/v2/JobOfferFieldControls(1)",
        "type": "SFOData.JobOfferFieldControls"
      },
      "offerApprovalId": 1,
      "country": 1,
      "userIsCurrentApprover": 1,
      "departmentCode": 1,
      "jobCode": 1,
      "createdByNav": 1,
      "bonusPayoutFreq": 1,
      "templateId": 1,
      "jobOfferPermissionsNav": 1,
    }
  }
}
```

```

    "formDataId": 1,
    "jce_customDate1": 1,
    "jce_customDate2": 1,
    "jobStartDate": 1,
    "redefineTemplateApprovers": 1,
    "signonBonus": 1,
    "JobPayRate": 1,
    "stateProvince": 1,
    "formTemplateId": 1,
    "version": 1,
    "internalStatus": 1,
    "firstName": 7,
    "userIsOriginator": 1,
    "anonymizedDate": 1,
    "applicationId": 1,
    "locationCode": 1,
    "std_position_obj": 1,
    "lastName": 7,
    "jce_customString1": 1,
    "city": 1,
    "jce_customString2": 1,
    "jce_customString3": 1,
    "approvers": 1,
    "initialComment": 1,
    "jobfunction_obj": 1,
    "postalcode": 1,
    "currency": 1,
    "lastModifiedByNav": 1,
    "cust_locationChild": 1,
    "customPicklist1": 1,
    "lastModifiedDate": 1,
    "location_obj": 1,
    "jobApplication": 1,
    "lastModifiedBy": 1,
    "start": 1,
    "jce_customLong2": 1,
    "jce_customLong1": 1,
    "divisionCode": 1,
    "createdDate": 1,
    "createdBy": 1,
    "anonymizedFlag": 1
  },
  "lastModifiedByNav": {
    "__deferred": {
      "uri": "https://<api-server>/odata/v2/JobOffer(12086L)/
lastModifiedByNav"
    }
  },
  ...,
  ...
}
}

```

### 9.11.4.3 JobOfferApprover

This entity represents the approvers of the Job Offer.

#### 📌 Note

- A JobOffer can have pre-defined approvers configured in the template file in Provisioning.

### → Remember

As a customer, you don't have access to Provisioning. To complete tasks in Provisioning, contact your implementation partner or Account Executive. For any non-implementation tasks, contact Product Support.

- The approver order is defined at the moment of creation or when you update the Job Offer. The first approvers are the pre-defined approvers, the approvers that follow are the ad-hoc approvers, who are manually defined in the payload. When the `redefineTemplateApprovers` flag is set to true, then the order in the payload is respected, as well as in an update.
- The job offer approval action is only approved if all approvers have approved the request.
- The approver can only approve or decline an offer according to the predefined order for approvers.
- If one approver declines the offer, the entity's status is automatically changed to 'rejected'. This is independent of the response of other approvers.

## Permissions

▶ [Recruiting Permissions](#) ▶ [OData API Offer Approval Export](#) ▶

▶ [Recruiting Permissions](#) ▶ [OData API Offer Approval Create](#) ▶

▶ [Recruiting Permissions](#) ▶ [OData API Offer Approval Update](#) ▶

## Supported Operations

Query

## Properties

Property Name	Description
<code>approvalStepId</code>	Approval Step Id
<code>approverAction</code>	Approver Action
<code>approveractionDate</code>	Approver Action Date
<code>approverFirstName</code>	Approver First Name
<code>approverLastName</code>	Approver Last Name
<code>approverOrder</code>	Approver Order

Property Name	Description
comment	Comment
createdBy	Created By
createdDate	Created Date
lastModifiedBy	Last Modified By
lastModifiedDate	Last Modified Date
offerApprovalId	Offer Approval Id
offerApproverId	Offer Approver Id
username	Username

## Navigation Properties

Navigation Property	Related Entity	Description
createdByNav	<i>User</i>	Created by Navigation
lastModifiedByNav	<i>User</i>	Last Modified by Navigation
approverNav	<i>User</i>	Approver Navigation

## Related Information

[SAP Business Accelerator Hub: JobOfferApprover](#) 

### 9.11.4.4 JobOfferTemplate\_<Template>

This entity contains information for a job offer template. For each offer detail template available, an entity is created. This is to help you check which fields are required on a specific template when you are creating a job offer through the Odata API. These entities do not support any operation and are only available on the metadata and in the Admin Center under the "Odata API Dictionary" page. The entity is named using the "JobOfferTemplate\_" prefixed to the name of the template (For example, JobOfferTemplate\_Custom).

## 9.11.4.5 OfferLetter

The OfferLetter entity represents the offer letter of the application in SAP SuccessFactors Recruiting, which includes building a letter from a predefined template, reading it, and sending it to the applicant.

The OfferLetter entity contains core data consisting of system fields. The system fields will always be present in the metadata.

### Note

- To read, export, or create an offer letter, the API User needs to be granted special permissions for read operations and create operations in the Admin Center.
- The OfferLetter entity requires only the following three fields in the payload to create and send a full offer letter:
  - `applicationId` – to retrieve data from Candidate, jobRequisition, and jobApplication. The destination email address comes from candidate email information.
  - `templateId` – to retrieve data from the special template (create exclusively on the user interface). This data contains information about the predefined offer body, template Id, and Name, and email subject.
  - `sendMode` – the modes are "email", "emailaspdf", "print", "verbal", and "pending". The "pending" mode is a special mode for a functionality made specifically for the API (if events occur that differ from user interface behavior). When this mode is selected, the offer letter creation command is prevented from automatically sending an email.
- If an offer letter is created with the `sendMode` as "pending", the offer letter is then stored on the database normally. You can then read and revise this offer letter. Use the function import "sendMailOfferLetter" when it's ready to be sent.
- Sending an offer letter generates a new version of this entity with a new Id. All versions of the OfferLetter will be listed on query operations without a specific Id.
- If you use the function import "sendMailOfferLetter" to send the OfferLetter, the current version will be updated. This action affects some fields, like `sendDate` and `sendMode`.

## Permissions

Permission System	Required Setting
Role-based	<a href="#">▶ Recruiting Permissions</a> > <a href="#">OData API Offer Letter Export</a> >
	<a href="#">▶ Recruiting Permissions</a> > <a href="#">OData API Offer Letter Create</a> >

## Operations Allowed

Operation	Description
GET	Read OfferLetter operation for the above entities is supported in the Q2 2016 release.
POST	Insert operations for OfferLetter are supported in Q2 2016 release. For this entity, the update operation does not apply.

### Note

The current design of the Recruiting OData APIs doesn't allow you to update any property with a null value.

## Required Fields

Specify the offerLetterId for Offer Approval Entity as the business key.

## Properties

Property Name	Description
rcmOfferId	Offer Id
applicationId	Application Id
jobTitle	Job Title
salaryRate	Salary Rate
salaryRateType	Salary Rate Type
currencyCode	Currency Code
overtimeRate	Overtime Rate
targetBonusPercent	Target Bonus Percent
targetBonusAmount	Target Bonus Amount
bonusPayoutFreq	Bonus Payout Freq
stockOption	Stock Option
stockGrant	Stock Grant
jobStartDate	Job Start Date



Property Name	Description
offerSentDate	Offer Sent Date
offerExpirationDate	Offer Expiration Date
sendMode	Send Mode
status	Status
createdDate	Created Date
createdBy	Created By
lastModifiedDate	Last Modified Date
lastModifiedBy	Last Modified By
countryName	Country Name
countryCode	Country Code
Locale	Locale
localeCode	Locale Code
templateName	Template Name
templateId	Template Id
subject	E-mail subject
body Offer	Letter HTML format
mailBoxes	E-mail destination address
tokens	Token's values list

## Navigation Properties

Navigation Property	Related Entity	Description
attachments	Attachments	Files attached to the offer letter.
createdByNav	User	Created by Navigation
lastModifiedByNav	User	Last Modified by Navigation
offerLetterPDF	Attachments	Offer Letter in PDF file format

## Attachments Properties

Property Name	Description
rcmAttachmentId	Rcm Attachment Id
source	Source
referenceId	Reference Id (filled with offerId)
attributeId	Attribute Id
attachmentId	Attachment Id
createdDate	Created Date
createdBy	Created By

## Use Cases

API Call	Operation	Description
/odata/v2/OfferLetter(163L)	GET	Get the offer letter with id 163.
/odata/v2/OfferLetter	GET	Get all offer letters sent for all job application.
/odata/v2/OfferLetter(163L)?format=json	GET	Get offer letter with id 163 in Json format.
/odata/v2/OfferLetter(163L)?format=json&\$expand=attachments	GET	Get offer letter with id 163 in Json format and navigation attachments expanded.
/odata/v2/OfferLetter(163L)?format=json&\$expand=offerLetterPDF	GET	Get offer letter with id 163 in Json format and navigation to offer letter encoded in pdf file format relating with sendMode.
/odata/v2/sendMailOfferLetter?offerLetterId=261L&sendMode='email'	GET	Function import to sendMode email.
/odata/v2/sendMailOfferLetter?offerLetterId=261L&sendMode='print'	GET	Function import to sendMode print.

API Call	Operation	Description
<code>/odata/v2/ sendMailOfferLetter? offerLetterId=261L&amp;sendMode ='verbal'</code>	GET	Function import to sendMode verbal.
<code>/odata/v2/ sendMailOfferLetter? offerLetterId=261L&amp;sendMode ='emailaspdf'&amp;bodyTemplateI d=811L&amp;bodyLocale='en_US'</code>	GET	Function import to sendMode emailaspdf. For this case is required the parameter bodyTemplate and bodyLocale.

## Error Codes

Error Code	Description
<i>Export permission not enabled</i> (not a specific code)	Recruiting OData API Offer Letter Export Permission in Admin Center is not enabled
<i>Create Permission not enabled</i> (not a specific code)	Recruiting OData API Offer Letter Create Permission in Admin Center is not enabled

## Custom Functions

Function Imports	Parameters	Return type	Description
sendMailOfferLetter	offerLetterId (Long) sendMode (String) bodyTemplateId (Long) bodyLocale (Long)	XML	<p>The function import makes action to send the offer letter by e-mail. To execute the action if the send mode is equal "email", "verbal" or "print" two parameters are required: offerLetterId and sendMode.</p> <p>Please Note:</p> <ol style="list-style-type: none"> <li>1. You need the offer letter with a sendMode "pending".</li> <li>2. The action will update the fields lastModifyBy and lastModifyDate, sendMode, offerSentDate</li> </ol> <p>Request Sample:</p> <ul style="list-style-type: none"> <li>• Get the offerLetter, where the id 261 and make a send mail action.</li> <li>• Operation: GET</li> </ul> <pre>.../odata/v2/sendMailOfferLetter?offerLetterId=261L&amp;sendMode='email'</pre> <ul style="list-style-type: none"> <li>• Get the offerLetter, where the id 261 and make a send mail as pdf action, using the template 811 with language en_US.</li> <li>• Operation: GET</li> </ul> <pre>.../odata/v2/sendMailOfferLetter?offerLetterId=261L&amp;sendMode='emailaspdf'&amp;bodyTemplateId=811L&amp;bodyLocale='en_US'</pre> <p>Error expected:</p> <ul style="list-style-type: none"> <li>• Recruiting OData API Offer Letter Create and Ex-</li> </ul>

Function Imports	Parameters	Return type	Description
			port permission in Admin Center is not enabled <ul style="list-style-type: none"> <li>The offer letter is not in pending state.</li> <li>Invalid send mode for offer letter</li> <li>Template Invalid</li> </ul>

## Related Information

[SAP Business Accelerator Hub: OfferLetter](#)

### 9.11.4.6 RCMAdminReassignOfferApprover

You can use this entity to reassign an offer approver from a current approver to another approver.

## Permissions

API Permissions

Permission System	Required Settings
Role based	perm_type="RECRUITING_REASSIGN_JOB_REQUISITIONS_ADMIN"  UI option for permission setting: <a href="#">Reassign Job Requisition</a>
User based	perm_type="RECRUITING_REASSIGN_JOB_REQUISITIONS_ADMIN"  UI option for permission setting: <a href="#">Reassign Job Requisition</a>

## Navigation Properties

Navigation Property	Related Entity	Description
currUserNav	User	Current User Navigation

Navigation Property	Related Entity	Description
targetUserNav	User	Target User Navigation

## Use Case: Retrieve Details of Reassign Offer Approver to display on admin UI

### Request Information

Operation	GET
URI	https://<api-server>/odata/v2/RCMAdminReassignOfferApprover
Headers	Authorization: Basic <Base 64 encoded ("user@company:password")>
Payload	<div style="border: 1px solid #ccc; padding: 5px;"> <p>↔ Sample Code</p> <p>Payload</p> <pre>{   "currUserId": "cgrant1" }</pre> </div>

### ↔ Sample Code

#### Response

```
{
  "d": {
    "results": [
      {
        "__metadata": {
          "uri": "https://<api-server>/odata/v2/RCMAdminReassignOfferApprover(applicationId=461L,currUserId='cgrant1',offerDetailId=141L)",
          "type": "SFOData.RCMAdminReassignOfferApprover"
        },
        "currUserId": "cgrant1",
        "applicationId": "461",
        "offerDetailId": "141",
        "targetUserId": null,
        "jobReqId": "801",
        "jobReqTitle": "Assembler",
        "candidateName": "Adam Adams"
      }
    ]
  }
}
```

## Use Case: Reassign Offer Approver

This sample query demonstrates how to assign an offer from the current approver to another approver.

Operation	Upsert
URI	<code>https://&lt;api-server&gt;/odata/v2/upsert</code>
Headers	Authorization: Basic <Base 64 encoded ("user@company:password")>

Payload

### Sample Code

Payload

```
[
  {
    "__metadata": {
      "uri":
"RCMAdminReassignOfferApprover(offerDetailId= 301 , applicationId = 2361,
currUserId = 'athompson1')",
      "type":
"SFOData.RCMAdminReassignOfferApprover"
    },
    "targetUserId": "cgrant1",
    "jobReqId" : 1781,
    "candidateName" : "Sample"
  }
]
```

### Sample Code

Successful Upsert

```
{
  "d": [
    {
      "key": null,
      "status": "OK",
      "editStatus": "UPSERTED",
      "message": "Successfully updated the data",
      "index": 0,
      "httpCode": 200,
      "inlineResults": null
    }
  ]
}
```

In case the upsert is not successful, you will get the following response:

### Sample Code

Unsuccessful Upsert

```
{
```

```
"d": [
  {
    "key": null,
    "status": "ERROR",
    "editStatus": null,
    "message": "Offer Approver Reassignment for ApplicationId :461 failed with
the index 0",
    "index": 0,
    "httpCode": 500,
    "inlineResults": null
  }
]
```

## Related Information

[SAP Business Accelerator Hub: RCMAdminReassignOfferApprover](#)

## 9.11.5 RcmCompetency

This entity lists all the competencies defined in the system.

## Permissions

- [Recruiting Permissions](#) ▸ [OData API Job Requisition Export](#)

## Supported Operations

Query

## Properties

Property	Description
rcmCompetencyId	RCM Competency Id
commonCompetencyId	Common Competency Id
category	Category



Property	Description
locale	Locale
description	Description
name	Name
source	Source
type	Type

## Use Case: Retrieve Competencies

Query the list of RCM competencies defined in the system.

### Request

Operation	Query
HTTP Method	GET
URI	https://<API-Server>/odata/v2/RcmCompetency?\$format=json

### Response

```
{
  "d": {
    "results": [
      {
        "__metadata": {
          "uri": "https://<API-Server>/odata/v2/RcmCompetency(2L)",
          "type": "SFOData.RcmCompetency"
        },
        "rcmCompetencyId": "2",
        "name": "Adaptability/Flexibility",
        "description": "Adapts to change, is open to new ideas,adjusts plans to meet changing needs.",
        "source": "SuccessFactors",
        "category": "My Category",
        "locale": "en_US",
        "type": "COMPETENCY",
        "commonCompetencyId": "2"
      },
      {
        "__metadata": {
          "uri": "https://<API-Server>/odata/v2/RcmCompetency(3L)",
          "type": "SFOData.RcmCompetency"
        },
        "rcmCompetencyId": "3",
        "name": "Budgets/Cost Control",
        "description": "Plans for and uses resources efficiently, always looks for ways to reduce costs, creates accurate and realistic budgets, tracks and adjusts budgets, contributes to budget planning. ",
        "source": "SuccessFactors",
        "category": "My Category",

```

```

    "locale": "en_US",
    "type": "COMPETENCY",
    "commonCompetencyId": "3"
  }
]
}
}

```

## Related Information

[SAP Business Accelerator Hub: RCMCompetency](#)

### 9.11.6 OData and Rules

You can trigger Recruiting business rules using the OData V2 APIs.

Use the following operations and triggers:

For rules related to...	You can use these OData operations	And this rule triggers
Job Requisitions Candidate Profile Job Applications Job Offer	Insert, Upsert	OnSave

**Note**

This includes batch inserts and upserts.

## Related Information

[Business Rules in Recruiting](#)

## 9.11.7 Function Import

### 9.11.7.1 inviteToApply

You can use this Function Import to change the status of non-applicants from “Forwarded” status to “Invited to Apply” status for a specific job requisition. The candidates will receive an email requesting them to apply for the job.

#### Supported Operations

Operation	Description
POST	Change the status of a non-applicant from “Forwarded” status to “Invited To Apply” status for a specific job requisition.

#### Parameters

Parameter	Description	Type
wfRequestID	A number which ends with L that uniquely identifies the workflow request.  For example, wfRequestID: 2345L	Long
comment	Provides extra information about the workflow item.  For example, Comment: “Verbal check also required”.	String

#### Use Case

API Call	Description
<code>http://&lt;api-server&gt;/odata/v2/inviteToApply?jobReqId=1234L&amp;candidateIds='1031,1006'</code>	Change the status of a non-applicant from “Forwarded” to “Invited To Apply” status

## Code Examples

```
<d:InviteToApplyResponse
  xmlns:d="http://schemas.microsoft.com/ado/2007/08/dataservices"
  xmlns:m="http://schemas.microsoft.com/ado/2007/08/dataservices/metadata">
  <d:element m:type="SFOData.InviteToApplyResponse">
    <d:candidateId>1031</d:candidateId>
    <d:message>You have successfully invited Alex Anderson to apply to this
job.</d:message>
    <d:status>Success</d:status>
  </d:element>
  <d:element m:type="SFOData.InviteToApplyResponse">
    <d:candidateId>1006</d:candidateId>
    <d:message>You have successfully invited Angela Arnold to apply to this
job.</d:message>
    <d:status>Success</d:status>
  </d:element>
</d:InviteToApplyResponse>
```

### 9.11.7.2 setSmsNotificationPreference

You can use this function import to enable or disable SMS preferences for a candidate. Enabling or disabling SMS preferences with this function import sets or removes the candidate cell phone number details.

## Supported Operations

HTTP Method: POST

Return Type: string

Support Payload: false

## Parameters

Parameter	Type	Value
optIn	boolean	User preference to opt in ( <b>true</b> ) or opt out ( <b>false</b> ) for receiving SMS notifications
candidateId	long	Candidate ID
isoCountryCode	string	A three-letter country code that represents a country or a region. For example, <b>USA</b>
cellPhone	string	Cell phone number

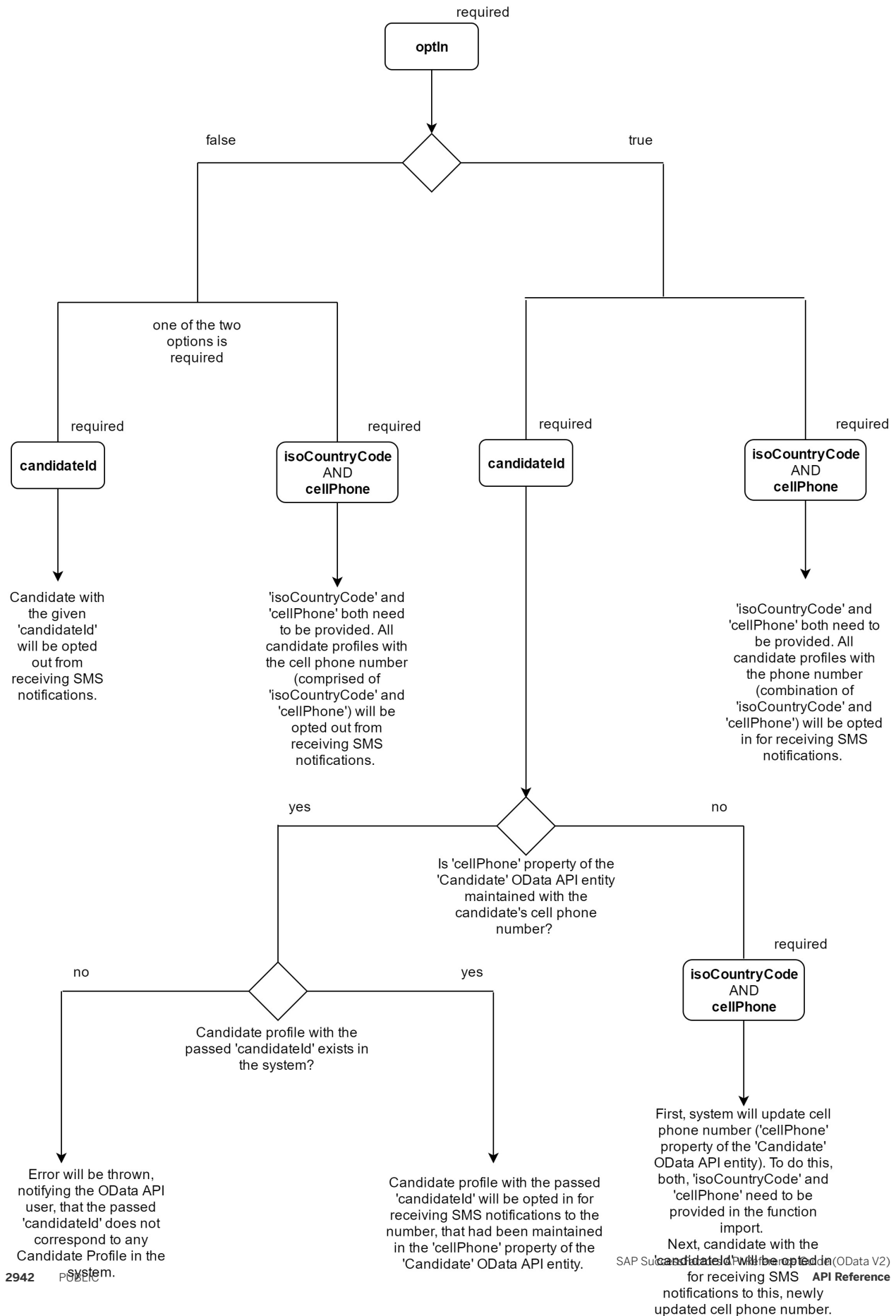
## Enable or Disable SMS Preferences for Candidate

### Request Information

Operation	POST
URI	<pre>https://&lt;api-server&gt;/odata/v2/ setSmsNotificationPreference? optIn=&lt;optinPreference&gt;&amp;candidateId=&lt;candi date Id&gt;&amp;phoneCountryCode=&lt;country/region code of cell phone&gt;&amp;cellphone=&lt;Cell Phone Number&gt;</pre>

### Additional Information

This imports modifies the Candidate entity. More information is available in this topic: [Candidate and CandidateBackground\\_\\*](#) [page 2872]



## 9.11.7.3 getJobReqApprovalActions

Using this Function Import, you can now view all the available job requisition actions on a form for a formDataId on a mobile.

### Supported Operations

Operation	Description
QUERY	

### Parameters

Parameter	Description	Type
formDataId	A number which ends with L that uniquely identifies the formDataId. For example, formDataId: 2345L	Long
userId	A string that identifies the userId For example, userId: "cgrant".	

## 9.11.7.4 getOfferLetterTemplate

You can use this function import to get ID of the offer letter templates.

### Supported Operations

Query

## Parameters

Parameter	Data Type	Required/Optional	Description
templateName	string	Required	The exact name of the template for which the ID is requested. This field is case sensitive.
templateType	string	Required	Following are the expected values for templateType field: <ul style="list-style-type: none"><li>• OFFER_LETTER</li><li>• OFFER_LETTER_EMAIL_BODY</li></ul> This field is case sensitive.

## Use Case: Get Template ID

Get template id by passing the template name and template type as parameters.

### Request

Operation	Query
HTTP Method	GET
URI	<code>https://&lt;API-Server&gt;/odata/v2/getOfferLetterTemplate?&amp;templateType='OFFER_LETTER_EMAIL_BODY'&amp;templateName='Final Interview Schedule'&amp;\$format=json</code>

### Response

```
{
  "d": {
    "getOfferLetterTemplate": "[{id=4208, name=Final Interview Schedule,
description=Recruiting Candidate Email Template, locale=en_us}]"
  }
}
```



## 9.11.7.5 getRecruitingTemplate

You can use this function import to get the ID of a recruiting template.

### Supported Operations

Query

### Parameters

Parameter	Data Type	Required/Optional	Description
templateName	string	Required	The exact name of the template for which the ID is requested. This field is case sensitive.
templateType	string	Required	Following are the expected values for templateType field: <ul style="list-style-type: none"><li>• JOBREQ</li><li>• CANDIDATE</li><li>• JOBAPP</li><li>• JOBOFFER</li></ul> This field is case sensitive.

### Use Case 1: Get Template ID

Get the template ID by providing the templateType and templateName.

#### Request

Operation	Query
HTTP Method	GET
URI	<code>https://&lt;API-Server&gt;/odata/v2/getRecruitingTemplate?&amp;templateType='JOBREQ'&amp;templateName='Standard Job Requisition'&amp;\$format=json</code>

#### Response

```
{
```

```
"d": {
  "getRecruitingTemplate": "[{id=23, name=Standard Job Requisition,
description=Standard Job Requisition, locale=en_us}]"
}
```

## 9.11.7.6 sendOfferForApproval

You can use this function import to send out draft offers for approval.

### Supported Operations

HTTP Method: GET

Return Type: String

Support Payload: false

### Parameters

Parameter	Data Type	Required/Optional	Description
applicationId	long	Required	The application ID that's associated with the draft offer approval. This is a mandatory parameter that you must pass in the URI.

### Use Case: Send a Draft Offer for Approval

You can send a draft offer for approval.

#### Request

HTTP Method	GET
URI	https://<api-server>/odata/v2/sendOfferForApproval?applicationId=124L

#### Response

```
{
  "d": {
```

```
    "sendOfferForApproval": "Offer successfully sent for approval."
  }
}
```

### Error Response:

```
{
  "error": {
    "code": "ERROR",
    "message": {
      "lang": "en-US",
      "value": "Offer is not in draft state."
    }
  }
}
{
  "error": {
    "code": "INCORRECT_PARAMETER_ERROR",
    "message": {
      "lang": "en-US",
      "value": "Invalid application id."
    }
  }
}
```

## Error Codes

Error Code	Description
INCORRECT_PARAMETER_ERROR	You receive this error when, <ul style="list-style-type: none"><li>The Application ID is missing from the payload.</li><li>The draft offer isn't available for the application.</li></ul>
ERROR	You receive this error code when the offer isn't in draft status.

### 9.11.7.7 sendMailOfferLetter

You can use this function import to send pending offer letters to a candidate.

### Supported Operations

HTTP Method: GET

Return Type: String

Support Payload: false

## Parameters

Parameter	Data Type	Required/Optional	Description
bodyLocale	string	Optional	The offer letter locale.
bodyTemplateId	long	Optional	The offer letter template ID.
offerLetterId	long	Required	The offer letter ID that's in pending status.
sendMode	string	Required	Two modes are accepted: <ul style="list-style-type: none"><li>• email</li><li>• emailaspdf</li></ul>

## Use Case: Send Pending Offer to a Candidate

You can use this API call to send a pending offer to a candidate.

### Request

HTTP Method	GET
URI	<code>https://&lt;api-server&gt;/odata/v2/sendMailOfferLetter?\$format=json&amp;offerLetterId=4873L&amp;sendMode=<b>email</b>&amp;bodyLocale=en_us&amp;bodyTemplateId=4142L</code>  <code>https://&lt;api-server&gt;/odata/v2/sendMailOfferLetter?\$format=json&amp;offerLetterId=4873L&amp;sendMode=<b>emailaspdf</b>&amp;bodyLocale=en_us&amp;bodyTemplateId=4142L</code>

### Response

```
{
  "d": {
    "sendMailOfferLetter": "Offer Letter has been sent successfully."
  }
}
```

### Error Response

```
{
  "error": {
    "code": "INCORRECT_PARAMETER_ERROR",
    "message": {
      "lang": "en-US",
      "value": "The offer letter is not in pending state."
    }
  }
}
```

```

{
  "error": {
    "code": "INCORRECT_PARAMETER_ERROR",
    "message": {
      "lang": "en-US",
      "value": "The offer letter is not in pending state.Invalid send mode
for offer letter emailTest."
    }
  }
}
{
  "error": {
    "code": "MISS_REQUIRED_PARAMETER_ERROR",
    "message": {
      "lang": "en-US",
      "value": "offerLetterId required, "
    }
  }
}
}

```

## 9.12 Success Store

### 9.12.1 SuccessStoreContent

The SuccessStoreContent provides a single and simple way of accessing the content from the Success Store.

#### Permissions

Permission System	Required Setting
Role-based	Same as user permission for the Success Store module being accessed. If no permission is specified, normal provisioning user level permissions are applied.

#### Supported Operations

Operation	Description
Query	Query a SuccessStoreContent entity. This is the only operation that is currently permitted.

#### Note

If you don't specify the business key in a query, you must use the `contentType` properties as filter to return the result.

## Properties and Navigation Properties

This section lists only the properties and navigation properties that require special business logic, permission, or other additional information. For more information, refer to the API dictionary in [Admin Center](#) [API Center](#) [OData API Data Dictionary](#) or the API metadata using query: `https://<api-server>/odata/v2/<Entity>/$metadata`.

Property	Description
contentId	A unique Identifier given to each Content.
comments	Comments specific to the content.
publishOnDate	Publish date for the content.
expiryOnDate	Expiry date for the content.
customField	customField helps store any Content-specific Information. Some times you can avoid parsing entire content by knowing just this piece of information.
Domain	Domain helps to store any Content-specific Information. Some times you can avoid parsing entire content by knowing just this piece of information.
contentType	This column holds information about the type of content. for example, COMPENSATION, REVIEW etc.
Status	Status of Content. for example, Approved, Deleted etc.
wizardable	Whether the content is showable in wizard.
default_content	Whether the content is the default content in its category.
bestPractice	Whether the content is the best practice content in its category.
revisionNo	The revision number of the content.

### Use Case 1: Query a SuccessStoreContent Entry by contentId

This example shows how to query all Success Store contents under content type [COMPETENCY\\_LIB](#).

#### Request

Operation	Query
HTTP Method	GET

URI `https://<API-Server>/odata/v2/SuccessStoreContent?<br>$filter=contentType eq 'COMPETENCY_LIB'`

## Response

```
{
  "d": {
    "results": [
      {
        "__metadata": {
          "uri": "https://<API-Server>/odata/v2/
SuccessStoreContent(20171030L)",
          "type": "SFOData.SuccessStoreContent"
        },
        "contentId": "20171030",
        "comments": null,
        "customField": "Competency Library 2.1",
        "bestPractice": false,
        "expiryOnDate": null,
        "defaultContent": true,
        "publishOnDate": null,
        "domain": null,
        "defaultContentName": "Knjižnica usposobljenosti 2.1",
        "revisionNo": "1.0.0",
        "contentType": "COMPETENCY_LIB",
        "wizardable": true,
        "status": "Y",
        "contentData": {
          "__deferred": {
            "uri": "https://<API-Server>/odata/v2/
SuccessStoreContent(20171030L)/contentData"
          }
        }
      },
      <Similar results omitted>
      {
        "__metadata": {
          "uri": "https://<API-Server>/odata/v2/
SuccessStoreContent(20171031L)",
          "type": "SFOData.SuccessStoreContent"
        },
        "contentId": "20171031",
        "comments": null,
        "customField": "Biblioteka kompetencija 2.1",
        "bestPractice": false,
        "expiryOnDate": null,
        "defaultContent": true,
        "publishOnDate": null,
        "domain": null,
        "defaultContentName": "Biblioteka kompetencija 2.1",
        "revisionNo": "1.0.0",
        "contentType": "COMPETENCY_LIB",
        "wizardable": true,
        "status": "Y",
        "contentData": {
          "__deferred": {
            "uri": "https://<API-Server>/odata/v2/
SuccessStoreContent(20171031L)/contentData"
          }
        }
      }
    ]
  }
}
```

## Use Case 2: Query an Entry by contentId

This example shows how to query a single Success Store content entry by specifying its content ID.

### Request

Operation	Query
HTTP Method	GET
URI	<code>https://&lt;API-Server&gt;/odata/v2/SuccessStoreContent('2300003')</code>

### Response

```
{
  "d": {
    "__metadata": {
      "uri": "https://<API-Server>/odata/v2/SuccessStoreContent(2300003L)",
      "type": "SFOData.SuccessStoreContent"
    },
    "contentId": "2300003",
    "comments": null,
    "customField": null,
    "bestPractice": false,
    "expiryOnDate": null,
    "defaultContent": false,
    "publishOnDate": null,
    "domain": null,
    "defaultContentName": "Development Plan",
    "revisionNo": "1.0.0",
    "contentType": "CDP",
    "wizardable": false,
    "status": "U",
    "contentData": {
      "__deferred": {
        "uri": "https://<API-Server>/odata/v2/SuccessStoreContent(2300003L)/contentData"
      }
    }
  }
}
```

## Use Case 3: Query Success Store Content Data

The contentData navigation property contains the data of the Success Store content. You can query the data by expanding a SuccessStoreContent entry.

### Request

Operation	Query
HTTP Method	GET
URI	<code>https://&lt;API-Server&gt;/odata/v2/SuccessStoreContent('2300003')/contentData</code>



## Response

```
{
  "d": {
    "__metadata": {
      "uri": "https://<API-Server>/odata/v2/
SuccessStoreContentBlob('2300003')",
      "type": "SFOData.SuccessStoreContentBlob"
    },
    "contentId": "2300003"
  }
}
```

## Use Case 4: Query the Latest Revision of an Entry

This example shows how to query the latest revision of a Success Store content entry using the `revisionNo` property as a filter.

### Request

Operation	Query
HTTP Method	GET
URI	<code>https://&lt;API-Server&gt;/odata/v2/SuccessStoreContent('2300003')? \$filter=revisionNo eq '999'</code>

### Response

```
{
  "d": {
    "__metadata": {
      "uri": "https://<API-Server>/odata/v2/SuccessStoreContent(2300003L)",
      "type": "SFOData.SuccessStoreContent"
    },
    "contentId": "2300003",
    "comments": null,
    "customField": null,
    "bestPractice": false,
    "expiryOnDate": null,
    "defaultContent": false,
    "publishOnDate": null,
    "domain": null,
    "defaultContentName": "Development Plan",
    "revisionNo": "1.0.0",
    "contentType": "CDP",
    "wizardable": false,
    "status": "U",
    "contentData": {
      "__deferred": {
        "uri": "https://<API-Server>/odata/v2/SuccessStoreContent(2300003L) /
contentData"
      }
    }
  }
}
```

## Error Codes

Error Code	Description
COE_GENERAL_BAD_REQUEST	<ul style="list-style-type: none"><li>Dependent attributes not specified in the query. For example, revisionNo is dependent on contentId and it must be specified when querying for revisionNo.</li><li>Invalid content Type or contentId values.</li><li>Required parameter contentType not specified..</li></ul>

## Related Information

[SAP Business Accelerator Hub: SuccessStoreContent](#)

## 9.13 Succession and Development

### 9.13.1 Career Development Planning

The APIs available for Career Development Planning facilitate the integration of Continuous Performance Management with the development goal plan. This integration allows users to link their activities and achievements to their development goals and to see them in their goal plan.

## Permissions

API Permissions

Permission System	Required Settings
Role-Based Permissions	<p><b>Access to Career Development Plan:</b> <a href="#">Career Development Planning</a> &gt; <a href="#">Career Development Plan (CDP) Access Permission</a></p> <p><b>Access to Development Goal Templates:</b> <a href="#">Goals</a> &gt; <a href="#">Goal Plan Permissions</a> &gt; <a href="#">All</a>. This permission is bound by a target population.</p>

#### Note

If you select *Others* instead of *All*, you will have to individually select the development goal plans for which you need the goal plan permissions.

## 9.13.1.1 DevGoalPlanTemplate

You can use this entity to query the basic information of development goal plan templates.

### Permissions

For more information on permissions, see [Career Development Planning \[page 2954\]](#).

### Supported Operations

Operation	Description
Query	Query the basic information of a development goal plan template. Id is required for the query operation.

### Properties and Navigation Properties

This section lists only the properties and navigation properties that require special business logic, permission, or other additional information. For more information, refer to the API dictionary in [Admin Center > API Center > OData API Data Dictionary](#) or the API metadata using query: `https://<api-server>/odata/v2/<Entity>/$metadata`.

### Use Case: Query a Development Goal Plan Template

The following example shows how to use this entity to query the basic information of a development goal plan template.

#### Request

Operation	Query
HTTP Method	GET
URI	<code>http://&lt;api-server&gt;/odata/v2/DevGoalPlanTemplate(2002L)?\$format=json</code>

#### Response

```
{
  "d": {
    "__metadata": {
      "uri": "https://<api-server>/odata/v2/DevGoalPlanTemplate(2002L)",

```



## Properties and Navigation Properties

This section lists only the properties and navigation properties that require special business logic, permission, or other additional information. For more information, refer to the API dictionary in [Admin Center](#) [API Center](#) [OData API Data Dictionary](#) or the API metadata using query: `https://<api-server>/odata/v2/<Entity>/$metadata`.

## Use Case: Query a Development Goal

The following example shows how to query the basic information of a given development goal.

### Request

Operation	Query
HTTP Method	GET
URI	<code>http://&lt;api-server&gt;/odata/v2/SimpleDevGoal(12051L)?\$format=json</code>

### Response

```
{
  "d": {
    "__metadata": {
      "uri": "https://<api-server>/odata/v2/SimpleDevGoal(12051L)",
      "type": "SFOData.SimpleDevGoal"
    },
    "id": "12051",
    "flag": 0,
    "userId": "jlol",
    "name": "Test Dev Objective1",
    "type": "development"
  }
}
```

## Related Information

[SAP Business Accelerator Hub: Simple Dev Goal](#)  
[Retrieving Metadata \[page 38\]](#)

### 9.13.1.3 DevGoal

You can use this entity to query, create, and update development goals in Development Plan. The DevGoal entity is suffixed with a development plan template ID, which means one template has one entity corresponding to it, such as DevGoal\_1 and DevGoal\_2.

#### Permissions

For more information on permissions, see [Career Development Planning \[page 2954\]](#).

#### Supported Operations

Operation	Description
Query	Query all the standard and custom fields of a development goal. Id is required for the query operation.
Insert	Create a development goal.
Replace	Update a development goal.
Merge	Update a development goal.
Upsert	Update a development goal.
Delete	Delete a development goal.

#### Properties and Navigation Properties

This section lists only the properties and navigation properties that require special business logic, permission, or other additional information. For more information, refer to the API dictionary in [Admin Center](#) [API Center](#) [OData API Data Dictionary](#) or the API metadata using query: `https://<api-server>/odata/v2/<Entity>/$metadata`.

#### Use Case 1: Query a Development Goal

The following example shows how to query all the standard and custom fields of a specific development goal.

##### Request

Operation	Query
-----------	-------

HTTP Method

GET

URI

http://<api-server>/odata/v2/  
DevGoal\_2088(21572L)?\$format=json

## Response

```
{
  "d": {
    "__metadata": {
      "uri": "https://<api-server>/odata/v2/DevGoal_2088(21572L)",
      "type": "SFOData.DevGoal_2088"
    },
    "id": "21572",
    "customText": null,
    "state": "On Track",
    "numbering": "1.3",
    "customTextArea": null,
    "purpose": "Current role",
    "type": "development",
    "customLink": "[[]]",
    "description": "desc",
    "userId": "cgrant1",
    "name": "Create for tasks targets milestones",
    "customNumber": null,
    "customPercent": null,
    "lastModified": "/Date(1496907017000)/",
    "done": "0.0",
    "customBool": false,
    "guid": null,
    "modifier": "cgrant1",
    "category": "Goals",
    "mltAchievementType": 1,
    "flag": 1,
    "start": "/Date(1167609600000)/",
    "customEnum": null,
    "due": "/Date(1199059200000)/",
    "competencies": {
      "__deferred": {
        "uri": "https://<api-server>/odata/v2/DevGoal_2088(21572L)/
competencies"
      }
    },
    "goalOwner": {
      "__deferred": {
        "uri": "https://<api-server>/odata/v2/DevGoal_2088(21572L)/
goalOwner"
      }
    },
    "goalModifier": {
      "__deferred": {
        "uri": "https://<api-server>/odata/v2/DevGoal_2088(21572L)/
goalModifier"
      }
    },
    "initiativesNal": {
      "__deferred": {
        "uri": "https://<api-server>/odata/v2/DevGoal_2088(21572L)/
initiativesNal"
      }
    }
  }
}
```

## Use Case 2: Create a Development Goal

The following example shows how to use this entity to create a development goal.

### Request

Operation	Insert
HTTP Method	POST
URI	<code>http://&lt;api-server&gt;/odata/v2/DevGoal_2009? \$format=json</code>
Payload	<pre>{   "userId": "cgrant1",   "type": "development",   "flag": 1,   "category": "Goals",   "name": "My Dev Goal",   "description": "Design Goals",   "start": "/Date(1424365261000)/",   "due": "/Date(1444365261000)/",   "state": "On Track",   "purpose": "Future role",   "competencies": [     {       "__metadata": {         "uri": "https://&lt;api-server&gt;/odata/v2/DevGoalCompetency(10)"       }     },     {       "__metadata": {         "uri": "https://&lt;api-server&gt;/odata/v2/DevGoalCompetency(11)"       }     }   ] }</pre>

### Response

<pre>{   "d": {     "__metadata": {       "uri": "https://&lt;api-server&gt;/odata/v2/DevGoal_2009(21932L)",       "type": "SFOData.DevGoal_2009"     },     "userId": "cgrant1",     "type": "development",     "flag": 1,     "category": "Goals",     "name": "My Dev Goal",     "description": "Design Goals",     "start": "/Date(1424365261000)/",     "due": "/Date(1444365261000)/",     "state": "On Track",     "purpose": "Future role",     "id": "21932"   } }</pre>
---



## Use Case 3: Update a Development Goal

The following example shows how to update the competencies of a specific development goal.

### Request

Operation	Replace
HTTP Method	PUT
URI	<code>http://&lt;api-server&gt;/odata/v2/DevGoal_2009(1L)?\$format=json</code>
Payload	<pre>{   "type": "development",   "description": "Design Goals modified",   "start": "/Date(1424365261000)/",   "due": "/Date(1444365261000)/",   "state": "Behind",   "purpose": "Future role",   "competencies": [     {       "__metadata": {         "uri": "https:// &lt;api- server&gt;/odata/v2/DevGoalCompetency(15) "       }     },     {       "__metadata": {         "uri": "https://&lt;api- server&gt;/odata/v2/DevGoalCompetency(20) "       }     }   ] }</pre>

### Response

```
{
  "d": {
    "__metadata": {
      "uri": "https:<api-server>/odata/v2/DevGoal_2009(1L) ",
      "type": "SFOData.DevGoal_2009"
    },
    "userId": "cgrant1",
    "type": "development",
    "flag": 1,
    "category": "Goals",
    "name": "My Dev Goal",
    "description": "Design Goals modified",
    "start": "/Date(1424365261000)/",
    "due": "/Date(1444365261000)/",
    "state": "Behind",
    "purpose": "Future role",
    "id": "1"
  }
}
```

## Use Case 4: Delete a Development Goal

The following example shows how to use this entity to delete a development goal.

### Request

Operation	Delete
HTTP Method	DELETE
URI	<code>http://&lt;api-server&gt;/odata/v2/DevGoal_2009(1L)?\$format=json</code>

### Response

```
HTTP Code 200
```

## Related Information

[SAP Business Accelerator Hub: Dev Goal](#) 

## 9.13.1.4 DevGoalPermission

You can use this entity to retrieve user permissions of development plans, for example, if users can create, view, edit, and delete development goals.

## Permissions

For more information on permissions, see [Career Development Planning \[page 2954\]](#).

## Supported Operations

Operation	Description
Query	Query a specific user's permissions of a development plan. TemplateId, userId, and type are required for the query operation.

## Properties and Navigation Properties

This section lists only the properties and navigation properties that require special business logic, permission, or other additional information. For more information, refer to the API dictionary in [Admin Center](#) [API Center](#) [OData API Data Dictionary](#) or the API metadata using query: `https://<api-server>/odata/v2/<Entity>/$metadata`.

## Use Case: Query a User's Permissions of a Development Plan

The following example shows how to query a specific user's permissions of a development plan.

### Request

Operation	Query
HTTP Method	GET
URI	<code>http://&lt;api-server&gt;/odata/v2/DevGoalPermission_2088?\$format=json&amp;\$filter=(userId eq 'cgrant1' and type eq 'development')</code>

### Response

```
{
  "d": {
    "results": [
      {
        "__metadata": {
          "uri": "https://<api-server>/odata/v2/DevGoalPermission_2088(-1L)",
          "type": "SFOData.DevGoalPermission_2088"
        },
        "id": "-1",
        "customText": 3,
        "state": 7,
        "metriclookup": 3,
        "competency": 3,
        "customTextArea": 3,
        "purpose": 7,
        "type": "development",
        "privateAccess": true,
        "customLink": 3,
        "description": 7,
        "userId": "cgrant1",
        "name": 7,
        "delete": true,
        "customNumber": 3,
        "targets": 3,
        "customPercent": 3,
        "done": 7,
        "edit": true,
        "tasks": 3,
        "create": true,
        "customBool": 3,
        "milestones": 3,
        "category": 3,
      }
    ]
  }
}
```

```

        "start": 7,
        "customEnum": 3,
        "due": 7,
        "view": true,
        "comments": 3,
        "milestonesPermissionNav": {
            "__deferred": {
                "uri": "https://<api-server>/odata/v2/
DevGoalPermission_2088(-1L)/milestonesPermissionNav"
            }
        },
        "tasksPermissionNav": {
            "__deferred": {
                "uri": "https://<api-server>/odata/v2/
DevGoalPermission_2088(-1L)/tasksPermissionNav"
            }
        },
        "metriclookupPermissionNav": {
            "__deferred": {
                "uri": "https://<api-server>/odata/v2/
DevGoalPermission_2088(-1L)/metriclookupPermissionNav"
            }
        },
        "targetsPermissionNav": {
            "__deferred": {
                "uri": "https://<api-server>/odata/v2/
DevGoalPermission_2088(-1L)/targetsPermissionNav"
            }
        }
    }
}

```

## Related Information

[SAP Business Accelerator Hub: Dev Goal Permission](#)

### 9.13.1.5 DevLearning\_4201

You can use this entity to retrieve the information about learning activities. This entity is currently being consumed by GDPR Information Reporting only.

## Permissions

For more information on permissions, see [Career Development Planning \[page 2954\]](#).

## Supported Operations

Query

## Properties and Navigation Properties

This section lists only the properties and navigation properties that require special business logic, permission, or other additional information. For more information, refer to the API dictionary in [Admin Center](#) > [API Center](#) > [OData API Data Dictionary](#) or the API metadata using query: `https://<api-server>/odata/v2/<Entity>/$metadata`.

## Use Case: Query a Learning Activity by ID

### Request

Operation	Query
HTTP Method	GET
URI	<code>https://&lt;api-server&gt;/odata/v2/DevLearning_4201(756L)?\$format=json</code>

### Response

```
{
  "d": {
    "__metadata": {
      "uri": "https://<api-server>/odata/v2/DevLearning_4201(756L)",
      "type": "SFOData.DevLearning_4201"
    },
    "learningId": "756",
    "durationHours": "1.0",
    "sourceId": null,
    "endDate": "/Date(1619136000000)/",
    "purpose": null,
    "certificateTraining": null,
    "confirmedStatus": false,
    "dueDate": "/Date(1585180800000)/",
    "description": "Decsc",
    "language": "English",
    "isActive": true,
    "durationDays": null,
    "score": null,
    "confirmedBy": null,
    "currency": "EUR, Euro",
    "cost": "1.0",
    "plannedBy": "new_user_id",
    "userId": "new_user_id",
    "completedDate": "/Date(1619136000000)/",
    "url": null,
    "beginDate": "/Date(1618444800000)/",
    "plannedDate": "/Date(1584921600000)/",
  }
}
```

```

"sourceType": null,
"name": "Miracle Test 20200323",
"guid": "MANUAL$46",
"assignee": "new_user_id",
"category": "Product Learning",
"completedBy": "new_user_id",
"confirmedDate": null,
"startDate": "/Date(1584921600000)/",
"status": "Completed",
"learningCertNavigation": {
  "__deferred": {
    "uri": "https://<api-server>/odata/v2/DevLearning_4201(756L)/
learningCertNavigation"
  }
},
"LearningUserIdNavigation": {
  "__deferred": {
    "uri": "https://<api-server>/odata/v2/DevLearning_4201(756L)/
LearningUserIdNavigation"
  }
}
}
}
}

```

## Related Information

[SAP Business Accelerator Hub: DevLearning\\_4201](#)

### 9.13.1.6 DevLearningCertifications

You can use this entity to retrieve the information about learning activity certifications. This entity is currently being consumed by GDPR Information Reporting only.

## Permissions

For more information on permissions, see [Career Development Planning \[page 2954\]](#).

## Supported Operations

Operation	Description
Query	Query the information about learning activity certifications.

## Properties and Navigation Properties

This section lists only the properties and navigation properties that require special business logic, permission, or other additional information. For more information, refer to the API dictionary in [Admin Center](#) [API Center](#) [OData API Data Dictionary](#) or the API metadata using query: `https://<api-server>/odata/v2/<Entity>/$metadata`.

## Use Case: Query Learning Activity Certifications

The following example shows how to query the information about learning activity certifications.

### Request

Operation	Query
HTTP Method	GET
URI	<code>http://&lt;api-server&gt;/odata/v2/DevLearningCertifications?\$format=json</code>

### Response

```
{
  "d": {
    "results": [
      {
        "__metadata": {
          "uri": "https://<api-server>/odata/v2/DevLearningCertifications(certificateId=2L,learningId=954L)",
          "type": "SFOData.DevLearningCertifications"
        },
        "certificateId": "2",
        "learningId": "954",
        "certificateCreatedDate": "/Date(1505105666000)/",
        "certificateLastModifiedBy": "admin1",
        "certificateName": "853_cert",
        "certificateIssueDate": "/Date(1505105666000)/",
        "certificateLastModifiedDate": "/Date(1505105666000)/",
        "certificateCreatedBy": "admin1",
        "certificateExpiredDate": "/Date(1513745666000)/"
      },
      {
        "__metadata": {
          "uri": "https://<api-server>/odata/v2/DevLearningCertifications(certificateId=1L,learningId=954L)",
          "type": "SFOData.DevLearningCertifications"
        },
        "certificateId": "1",
        "learningId": "954",
        "certificateCreatedDate": "/Date(1503540311000)/",
        "certificateLastModifiedBy": "admin1",
        "certificateName": "730_cert1",
        "certificateIssueDate": "/Date(1503540311000)/",
        "certificateLastModifiedDate": "/Date(1503540311000)/",
        "certificateCreatedBy": "admin1",
        "certificateExpiredDate": "/Date(1512180311000)/"
      }
    ]
  }
}
```

```
}  
}
```

## Related Information

[SAP Business Accelerator Hub: Development Learning Certifications](#)

### 9.13.1.7 MentoringProgram

The `MentoringProgram` entity represents a mentoring program, which contains all mentoring information, such as signup form template, email template, etc. You can use this entity to view mentoring programs.

## Supported Operations

Query

## Properties and Navigation Properties

This section lists only the properties and navigation properties that require special business logic, permission, or other additional information. For more information, refer to the API dictionary in [Admin Center](#) [API Center](#) [OData API Data Dictionary](#) or the API metadata using query: `https://<api-server>/odata/v2/<Entity>/$metadata`.

### Properties

Property	Description
<code>externalId</code>	ID of the mentoring program.
<code>name</code>	Name of the mentoring program.
<code>status</code>	Status of the mentoring program.
<code>maximumMentee</code>	Maximum number of mentees in the program.
<code>matchingType</code>	Matching type between mentor and mentee.



## Navigation Properties

Navigation Property	Related Entity	Description
wfRequestNav	WfRequest	Navigation to the workflow request of the mentoring program.
matchingTypeNav	MDFEnumValue	Navigation to the Enum values of matching types.
statusNav	MDFEnumValue	Navigation to the Enum values of mentoring program statuses.
mentorApprovalTypeNav	MDFEnumValue	Navigation to the Enum values of the mentor approval types.

## Use Case: Query a Mentoring Program by ID

### Request

Operation	Query
HTTP Method	GET
URI	https://<api-server>/odata/v2/MentoringProgram(133681L)? \$format=JSON

### Response

```
{
  "d": {
    "__metadata": {
      "uri": "https://<api-server>/odata/v2/MentoringProgram(133681L)",
      "type": "SFOData.MentoringProgram"
    },
    "externalId": "133681",
    "descriptionI18n_en_DEBUG": null,
    "endDate": "/Date(1530403200000)/",
    "menteeSignupDate": "/Date(1529020800000)/",
    "mdfSystemEffectiveEndDate": "/Date(253402214400000)/",
    "mentorSignupDate": "/Date(1527811200000)/",
    "createdDateTime": "/Date(1484840030000+0000)/",
    "descriptionI18n_en_US": null,
    "mdfSystemVersionId": null,
    "actualMenteeSignupDate": null,
    "descriptionI18n_localized": "This program was designed to cultivate high potential employees in the company while strengthening the coaching ability of our leaders.",
    "nameI18n_nl_NL": null,
    "nameI18n_th_TH": null,
    "nameI18n_ar_SA": null,
    "nameI18n_en_DEBUG": null,
    "descriptionI18n_ru_RU": null,
    "actualMatchingDate": null,
    "descriptionI18n_zh_CN": null,
    "programMessageTypeId": null,
    "mentorApprovalNoticeI18n_ko_KR": null,
    "descriptionI18n_zh_TW": null,
  }
}
```

```

    "descriptionI18n_ko_KR": null,
    "mdfSystemRecordStatus": "N",
    "descriptionI18n_defaultValue": "This program was designed to cultivate
high potential employees in the company while strengthening the coaching ability of
our leaders.",
    "descriptionI18n_de_DE": null,
    "mentorApprovalNotice": null,
    "nameI18n_pt_PT": null,
    "mentorApprovalNoticeI18n_es_ES": null,
    "descriptionI18n_es_ES": null,
    "jamEnabled": false,
    "matchingDate": null,
    "startDate": "/Date(1486857600000)/",
    "status": "DELETED",
    "mentorApprovalNoticeI18n_en_US": null,
    "maximumOfMentee": "1",
    "descriptionI18n_en_GB": null,
    "mentorApprovalNoticeI18n_en_DEBUG": null,
    "mdfSystemEffectiveStartDate": "/Date(-2208988800000)/",
    "mentorApprovalNoticeI18n_defaultValue": null,
    "nameI18n_fr_FR": null,
    "nameI18n_en_GB": null,
    "mdfSystemStatus": "A",
    "mentorApprovalNoticeI18n_zh_CN": null,
    "nameI18n_de_DE": null,
    "mentorApprovalNoticeI18n_pt_BR": null,
    "mdfSystemObjectType": "MentoringProgram",
    "descriptionI18n_pt_BR": null,
    "mentorApprovalNoticeI18n_fr_FR": null,
    "photoId": "8902",
    "mentorApprovalNoticeI18n_iw_IL": null,
    "descriptionI18n_fr_FR": null,
    "descriptionI18n_iw_IL": null,
    "createdDate": "/Date(1484822030000)/",
    "nameI18n_pt_BR": null,
    "mdfSystemRecordId": "C190E3E28D2444A488C638DC27E6E04D",
    "nameI18n_iw_IL": null,
    "needMentorApproval": false,
    "actualMentorSignupDate": null,
    "nameI18n_es_ES": null,
    "lastModifiedDateTime": "/Date(1546574140000+0000)/",
    "mentorApprovalNoticeI18n_en_GB": null,
    "maximumOfMentor": "1",
    "nameI18n_ko_KR": null,
    "nameI18n_en_US": null,
    "mdfSystemEntityId": "365D2352D6DB414BB2C73ADCDAF4A87A",
    "mentorApprovalType": null,
    "descriptionI18n_pt_PT": null,
    "mentorApprovalNoticeI18n_zh_TW": null,
    "mentorApprovalNoticeI18n_th_TH": null,
    "nameI18n_localized": "High Potential Mentoring - A",
    "mentorApprovalNoticeI18n_ar_SA": null,
    "descriptionI18n_ar_SA": null,
    "nameI18n_zh_CN": null,
    "mentorApprovalNoticeI18n_de_DE": null,
    "descriptionI18n_th_TH": null,
    "matchingType": "UNSUPERVISED",
    "completedDate": null,
    "nameI18n_zh_TW": null,
    "name": "High Potential Mentoring - A",
    "mentorApprovalNoticeI18n_nl_NL": null,
    "descriptionI18n_nl_NL": null,
    "mentorshipClosureEnabled": false,
    "nameI18n_defaultValue": "High Potential Mentoring - A",
    "description": "This program was designed to cultivate high potential
employees in the company while strengthening the coaching ability of our leaders.",
    "mentorApprovalNoticeI18n_localized": null,
    "actualStartDate": null,

```

```

"mentorApprovalNoticeI18n_ru_RU": null,
"mentorApprovalNoticeI18n_pt_PT": null,
"mentorApprovalNoticeI18n_ja_JP": null,
"lastModifiedDate": "/Date(1546556140000)/",
"lastModifiedBy": "sfadmin",
"jamGroupId": null,
"nameI18n_ru_RU": null,
"lastModifiedDateWithTZ": "/Date(1546574140000+0000)/",
"descriptionI18n_ja_JP": null,
"mdfSystemTransactionSequence": "1",
"nameI18n_ja_JP": null,
"createdBy": "sfadmin",
"matchingTypeNav": {
  "__deferred": {
    "uri": "https://<api-server>/odata/v2/MentoringProgram(133681L)/
matchingTypeNav"
  }
},
"statusNav": {
  "__deferred": {
    "uri": "https://<api-server>/odata/v2/MentoringProgram(133681L)/
statusNav"
  }
},
"mentorApprovalNoticeI18nTranslationTextNav": {
  "__deferred": {
    "uri": "https://<api-server>/odata/v2/MentoringProgram(133681L)/
mentorApprovalNoticeI18nTranslationTextNav"
  }
},
"descriptionI18nTranslationTextNav": {
  "__deferred": {
    "uri": "https://<api-server>/odata/v2/MentoringProgram(133681L)/
descriptionI18nTranslationTextNav"
  }
},
"createdByNav": {
  "__deferred": {
    "uri": "https://<api-server>/odata/v2/MentoringProgram(133681L)/
createdByNav"
  }
},
"mentorApprovalTypeNav": {
  "__deferred": {
    "uri": "https://<api-server>/odata/v2/MentoringProgram(133681L)/
mentorApprovalTypeNav"
  }
},
"mdfSystemStatusNav": {
  "__deferred": {
    "uri": "https://<api-server>/odata/v2/MentoringProgram(133681L)/
mdfSystemStatusNav"
  }
},
"lastModifiedByNav": {
  "__deferred": {
    "uri": "https://<api-server>/odata/v2/MentoringProgram(133681L)/
lastModifiedByNav"
  }
},
"mdfSystemRecordStatusNav": {
  "__deferred": {
    "uri": "https://<api-server>/odata/v2/MentoringProgram(133681L)/
mdfSystemRecordStatusNav"
  }
},
"nameI18nTranslationTextNav": {
  "__deferred": {

```



Property	Description
programId	ID of the mentoring program.

## Navigation Properties

Navigation Property	Related Entity	Description
menteeNav	User	Navigation to the user of the mentee.
mentorNav	User	Navigation to the user of the mentor.
matchingCategoryNav	MDFEnumValue	Navigation to the Enum values of the matching categories.
mentorshipStatusNav	MDFEnumValue	Navigation to the Enum values of the mentorship statuses.
passiveUserNav	User	Navigation to the passive user.

## Use Case: Query a Matched Participant by ID

### Request

Operation	Query
HTTP Method	GET
URI	https://<api-server>/odata/v2/ MentoringProgramMatchedParticipant(136758L)?\$format=JSON

### Response

```
{
  "d": {
    "__metadata": {
      "uri": "https://<api-server>/odata/v2/  
MentoringProgramMatchedParticipant(136758L)",
      "type": "SFOData.MentoringProgramMatchedParticipant"
    },
    "externalId": "136758",
    "mentor": "102009",
    "lastModifiedDate": "/Date(1485365410000+0000)/",
    "mentorshipStatus": null,
    "mdfSystemEffectiveEndDate": "/Date(25340221440000)/",
    "createdDateTime": "/Date(1485365410000+0000)/",
    "mdfSystemVersionId": null,
    "matchingCategory": "PREFERRED",
    "mdfSystemEffectiveStartDate": "/Date(-220898880000)/",
    "mdfSystemStatus": "A",
    "mdfSystemEntityId": "A841C22E95304681A098E10722197C7C",
    "passiveUser": null,
    "mdfSystemObjectType": "MentoringProgramMatchedParticipant",
  }
}
```

```

    "lastModifiedDate": "/Date(1485347410000)/",
    "lastModifiedBy": "sfadmin",
    "mentorshipWithdrawDate": null,
    "lastModifiedDateWithTZ": "/Date(1485365410000+0000)/",
    "mdfSystemRecordStatus": "N",
    "mentorshipClosureDate": null,
    "matchingScore": "75",
    "mdfSystemTransactionSequence": "1",
    "createdDate": "/Date(1485347410000)/",
    "createdBy": "sfadmin",
    "mentorshipClosureNote": null,
    "mdfSystemRecordId": "9975C82032144A1ABD76C652C7696169",
    "simplifiedMatchedArea": null,
    "mentee": "103045",
    "programId": "135961",
    "mdfSystemStatusNav": {
      "__deferred": {
        "uri": "https://<api-server>/odata/v2/
MentoringProgramMatchedParticipant(136758L)/mdfSystemStatusNav"
      }
    },
    "mentorNav": {
      "__deferred": {
        "uri": "https://<api-server>/odata/v2/
MentoringProgramMatchedParticipant(136758L)/mentorNav"
      }
    },
    "createdByNav": {
      "__deferred": {
        "uri": "https://<api-server>/odata/v2/
MentoringProgramMatchedParticipant(136758L)/createdByNav"
      }
    },
    "mentorshipStatusNav": {
      "__deferred": {
        "uri": "https://<api-server>/odata/v2/
MentoringProgramMatchedParticipant(136758L)/mentorshipStatusNav"
      }
    },
    "menteeNav": {
      "__deferred": {
        "uri": "https://<api-server>/odata/v2/
MentoringProgramMatchedParticipant(136758L)/menteeNav"
      }
    },
    "lastModifiedByNav": {
      "__deferred": {
        "uri": "https://<api-server>/odata/v2/
MentoringProgramMatchedParticipant(136758L)/lastModifiedByNav"
      }
    },
    "passiveUserNav": {
      "__deferred": {
        "uri": "https://<api-server>/odata/v2/
MentoringProgramMatchedParticipant(136758L)/passiveUserNav"
      }
    },
    "mdfSystemRecordStatusNav": {
      "__deferred": {
        "uri": "https://<api-server>/odata/v2/
MentoringProgramMatchedParticipant(136758L)/mdfSystemRecordStatusNav"
      }
    },
    "matchingCategoryNav": {
      "__deferred": {
        "uri": "https://<api-server>/odata/v2/
MentoringProgramMatchedParticipant(136758L)/matchingCategoryNav"
      }
    }
  }
}

```

```

    },
    "wfRequestNav": {
      "__deferred": {
        "uri": "https://<api-server>/odata/v2/
MentoringProgramMatchedParticipant(136758L)/wfRequestNav"
      }
    }
  }
}

```

## 9.13.1.9 Function Imports

### 9.13.1.9.1 getDefaultDevGoalPlanTemplateId

You can use this function import to get the ID of the default development goal plan template.

#### Permissions

For more information on permissions, see [Career Development Planning \[page 2954\]](#).

#### Supported Operations

HTTP Method: GET

Return Type: long

Support Payload: false

#### Use Case: Get the ID of the Default Development Goal Plan Template

The following example shows how to get the ID of the default development goal plan template in your system.

#### Request

HTTP Method	GET
URI	https://<api-server>/odata/v2/ getDefaultDevGoalPlanTemplateId? \$format=json

#### Response

```

{
  "d": {

```

```
    "getDefaultDevGoalPlanTemplateId" : "2005"  
  }  
}
```

## 9.13.2 Succession

The Succession OData API entities enable customers to build custom extensions on standard SAP SuccessFactors application Succession Planning.

The most common need for customers is the ability to create alternate visualizations on top of the succession data. To allow customers to do that, we have exposed the following data in Succession Planning:

- Successor data
- Incumbent data
- Position data
- Talent Flag info
- Icon / gradient configuration from the XML
- Trend data

You can access successors in both MDF Position and legacy Position only when you have succession planning permission for those positions. You can also access all members and individual nomination details in a talent pool if you have the permission.

### Permissions

After you have the following access permission, you can access succession planning information about positions, incumbent, and talent pools. To access succession OData API, enable the following feature settings in your instance:

#### 📌 Note

If the *Filter Current Nominations block data by Succession Planning permissions* option under [Admin Center > Nominations Set Up](#) is selected, you can access the succession planning information about positions, incumbent, and talent pools without all these permissions.



## Enable MDF permission

Permission System	Required Settings
User based	<p>Enable Metadata Framework: Go to <a href="#">Admin Center</a> &gt; <a href="#">Manage Permission Roles</a> &gt; <a href="#">Permission</a> &gt; <a href="#">Metadata Framework</a> &gt; <a href="#">Select All</a> &gt;</p> <div><p><b>Note</b></p><p>Make sure that <a href="#">Admin access to MDF OData API</a> has been enabled.</p></div>

## Enable Succession Planning Permissions

Permission System	Required Settings
Role based	<p>Go to <a href="#">Admin Center</a> &gt; <a href="#">Manage Permission Roles</a> &gt; <a href="#">Permission</a> &gt; <a href="#">Succession Planners</a> &gt;, and select <a href="#">Succession Org Chart Permission</a>, <a href="#">Succession Approval Permission</a>, <a href="#">Succession Management and Matrix Report Permissions</a>, and <a href="#">Succession Planning Permission</a></p>

## Enable MDF Position Permission

Permission System	Required Settings
Role based	<p><a href="#">Metadata Framework</a> &gt; <a href="#">Manage Positions</a> &gt;</p> <p>Enable MDF position view permission: in <a href="#">Miscellaneous Permissions</a> &gt; <a href="#">Position</a> &gt;, select the options under <i>visibility</i>.</p>
User based	<p>Configure the Security of Position entity: Go to <a href="#">Admin Center</a> &gt; <a href="#">Configure Object Definition</a> &gt; <a href="#">Object Definition</a> &gt; <a href="#">Position</a> &gt; <a href="#">Take Action</a> &gt; <a href="#">Make Correction</a> &gt;, and set:</p> <ul style="list-style-type: none"><li>Secured: Yes</li><li>Permission Category: Miscellaneous Permissions</li></ul>

## Enable Talent Pool Permission

Permission System	Required Settings
Role based	<p>Enable Talent Pool view permission: Go to <a href="#">Miscellaneous Permissions</a> &gt; <a href="#">Talent Pool</a> &gt;, and select the options under <i>visibility</i>.</p>

## Permission System

User based

## Required Settings

Configure the Security of Talent Pool entity: Go to ► [Admin Center](#) ► [Configure Object Definition](#) ► [Object Definition](#) ► [TalentPool](#) ► [Take Action](#) ► [Make Correction](#) ►, and set:

- **Secured:** Yes
- **Permission Category:** Miscellaneous Permissions

## 9.13.2.1 LegacyPositionEntity

You can use this entity to describe basic information of a Legacy position used in succession planning.

### Permissions

For more information on permissions, refer [Succession \[page 2976\]](#).

### Operations Allowed

Operation	Description
GET	Query to identify legacy position. positionId is the identifier of a legacy position.

### Properties

You can get detailed information about the entity properties from the OData API dictionary or by exposing the entity metadata. To do this, use the following query `https://<hostname>/odata/v2/Entity('<Your Entity')?$format=json`

### Use Cases

Request Information

Operation	GET
URI	<code>https://&lt;hostname&gt;/odata/v2/LegacyPositionEntity?\$format=json</code>

URI	https://<hostname>/odata/v2/ LegacyPositionEntity? \$format=json&\$expand=successorNav
URI	https://<hostname>/odata/v2/ LegacyPositionEntity? \$format=json&\$expand=incumbentNav
URI	https://<hostname>/odata/v2/ LegacyPositionEntity? \$format=json&\$expand=talentPoolNav
URI	https://<hostname>/odata/v2/ LegacyPositionEntity? \$format=json&\$top=1&\$expand=parentNav
Headers	Authorization: Basic <Base 64 encoded ("user@company:password")>

## Response

### Sample Code

Query basic information of LegacyPositionEntity.

```
{
  "d": {
    "results": [
      {
        "__metadata": {
          "uri": "https://<hostname>/odata/v2/  
LegacyPositionEntity(1L)",
          "type": "SFOData.LegacyPositionEntity"
        },
        "positionId": "1",
        "positionCode": "1",
        "title": "Sr. Manager, Analytics",
        "createDate": "/Date(1189534002000)/",
        "incumbent": "TBH_USER_477",
        "successorNav": {
          "__deferred": {
            "uri": "https://<hostname>/odata/v2/  
LegacyPositionEntity(1L)/successorNav"
          }
        },
        "parentNav": {
          "__deferred": {
            "uri": "https://<hostname>/odata/v2/  
LegacyPositionEntity(1L)/parentNav"
          }
        },
        "incumbentNav": {
          "__deferred": {
            "uri": "https://<hostname>/odata/v2/  
LegacyPositionEntity(1L)/incumbentNav"
          }
        }
      }
    ]
  }
}
```

```
}  
}
```

### Sample Code

Query basic information of LegacyPositionEntity and its successor list.

```
{  
  "d": {  
    "results": [  
      {  
        "__metadata": {  
          "uri": "https://<hostname>/odata/v2/  
LegacyPositionEntity(1L)",  
          "type": "SFOData.LegacyPositionEntity"  
        },  
        "positionId": "1",  
        "positionCode": "1",  
        "title": "Sr. Manager, Analytics",  
        "createDate": "/Date(1189534002000)/",  
        "incumbent": "TBH_USER_477",  
        "successorNav": {  
          "results": []  
        },  
        "parentNav": {  
          "__deferred": {  
            "uri": "https://<hostname>/odata/v2/  
LegacyPositionEntity(1L)/parentNav"  
          }  
        },  
        "incumbentNav": {  
          "__deferred": {  
            "uri": "https://<hostname>/odata/v2/  
LegacyPositionEntity(1L)/incumbentNav"  
          }  
        }  
      }  
    ]  
  }  
}
```

### Sample Code

Query basic information of LegacyPositionEntity and its incumbent.

```
{  
  "d": {  
    "results": [  
      {  
        "__metadata": {  
          "uri": "https://<hostname>/odata/v2/  
LegacyPositionEntity(1L)",  
          "type": "SFOData.LegacyPositionEntity"  
        },  
        "positionId": "1",  
        "positionCode": "1",  
        "title": "Sr. Manager, Analytics",  
        "createDate": "/Date(1189534002000)/",  
        "incumbent": "TBH_USER_477",  
        "successorNav": {  
          "__deferred": {  
            "uri": "https://<hostname>/odata/v2/  
LegacyPositionEntity(1L)/successorNav"  
          }  
        }  
      }  
    ]  
  }  
}
```

```

    },
    "parentNav": {
      "__deferred": {
        "uri": "https://<hostname>/odata/v2/
LegacyPositionEntity(1L)/parentNav"
      }
    },
    "incumbentNav": null
  }
]
}
}

```

## Sample Code

Query the record in the list of LegacyPositionEntity and its talent pool.

```

{
  "d": {
    "__metadata": {
      "uri": "https://<hostname>/odata/v2/LegacyPositionEntity(4L)",
      "type": "SFOData.LegacyPositionEntity"
    },
    "positionId": "4",
    "positionCode": "4",
    "title": null,
    "createDate": "/Date(1189534002000)/",
    "incumbent": "admin",
    "successorNav": {
      "__deferred": {
        "uri": "https://<hostname>/odata/v2/LegacyPositionEntity(4L)/
successorNav"
      }
    },
    "parentNav": {
      "__deferred": {
        "uri": "https://<hostname>/odata/v2/LegacyPositionEntity(4L)/
parentNav"
      }
    },
    "incumbentNav": {
      "__deferred": {
        "uri": "https://<hostname>/odata/v2/LegacyPositionEntity(4L)/
incumbentNav"
      }
    },
    "talentPoolNav": {
      "results": []
    }
  }
}

```

## Sample Code

Query basic information of LegacyPositionEntity and its parent position.

```

{
  "d": {
    "results": [
      {
        "__metadata": {
          "uri": "https://<hostname>/odata/v2/
LegacyPositionEntity(1L)",
          "type": "SFOData.LegacyPositionEntity"
        }
      }
    ]
  }
}

```



## Permissions

- For positions only:
  - [Succession Planners](#) > [Succession Planning Permission](#)
  - Enable the following option: [Admin Center](#) > [Org Chart Configuration](#) > [Succession org chart](#) > [Allow succession planners to view successors on org chart nodes/position tile view](#).
- For talent pools only:
  - [Succession Planners](#) > [View Talent Pool Nominations](#)

## Supported Operations

Query

## Properties and Navigation Properties

This section lists only the properties and navigation properties that require special business logic, permission, or other additional information. For more information, refer to the API dictionary in [Admin Center](#) > [API Center](#) > [OData API Data Dictionary](#) or the API metadata using query: `https://<api-server>/odata/v2/<Entity>/$metadata`.

### Navigation Properties

Navigation Property	Related Entity	Description
nomineeUserNav	User	Navigation to user entity

## Use Case: Query the Nomination History Information

### Request

Operation	Query
HTTP Method	GET

URI

- (For MDF positions only) `https://<api-server>/odata/v2/Position?$select=successorNav/nomineeHistoryNav&$expand=successorNav/nomineeHistoryNav&$filter=successorNav/id%20ne%20null&$format=json`
- (For legacy positions only) `https://<api-server>/odata/v2/LegacyPositionEntity?&$select=positionCode,successorNav/nomineeUserId,successorNav/nomineeHistoryNav&$expand=successorNav/nomineeHistoryNav&$filter=%20positionCode%20eq%20%278%27%20&$format=json`
- (For talent pools only) `https://<api-server>/odata/v2/TalentPool?&$select=code,successorNav/nomineeUserId,successorNav/nomineeHistoryNav&$expand=successorNav/nomineeHistoryNav&$filter=code%20eq%20%2720171017Bugathon%27%20&$format=json`

## Response

- For MDF positions only:

```
{
  "d": {
    "results": [
      {
        "__metadata": {
          "uri": "https://<api-server>/odata/v2/Position(code='229',effectiveStartDate=datetime'2016-02-16T00:00:00')",
          "type": "SFOData.Position"
        },
        "successorNav": {
          "results": [
            {
              "__metadata": {
                "uri": "https://<api-server>/odata/v2/Successor(591L)",
                "type": "SFOData.Successor"
              },
              "nomineeHistoryNav": {
                "results": [
                  {
                    "__metadata": {
                      "uri": "https://<api-server>/odata/v2/NomineeHistory(361L)",
                      "type": "SFOData.NomineeHistory"
                    },
                    "id": "361",
                    "changeType": 0,
                    "rank": 3,
                    "nomineeId": "591",
                    "status": 1,
                    "modifiedBy": "admin",
                    "proxyUserId": null,
                    "readiness": "1",
                    "note": null,
                    "nominationId": "340",
                    "modifiedDate": "/Date(1456435849000)/",
                    "nomineeUserId": "hwilson1",
                    "userNav": {
                      "__deferred": {
```



```

        "uri": "https://<api-server>/odata/v2/
NomineeHistory(361L)/userNav"
    }
    }
  ]
}
},
{
  "__metadata": {
    "uri": "https://<api-server>/odata/v2/Successor(592L)",
    "type": "SFOData.Successor"
  },
  "nomineeHistoryNav": {
    "results": [
      {
        "__metadata": {
          "uri": "https://<api-server>/odata/v2/
NomineeHistory(365L)",
          "type": "SFOData.NomineeHistory"
        },
        "id": "365",
        "changeType": 0,
        "rank": 5,
        "nomineeId": "592",
        "status": 1,
        "modifiedBy": "admin",
        "proxyUserId": null,
        "readiness": "2",
        "note": null,
        "nominationId": "340",
        "modifiedDate": "/Date(1456782286000)/",
        "nomineeUserId": "jreed1",
        "userNav": {
          "__deferred": {
            "uri": "https://<api-server>/odata/v2/
NomineeHistory(365L)/userNav"
          }
        }
      },
      {
        "__metadata": {
          "uri": "https://<api-server>/odata/v2/
NomineeHistory(366L)",
          "type": "SFOData.NomineeHistory"
        },
        "id": "366",
        "changeType": 2,
        "rank": 5,
        "nomineeId": "592",
        "status": 1,
        "modifiedBy": "admin",
        "proxyUserId": null,
        "readiness": "1",
        "note": null,
        "nominationId": "340",
        "modifiedDate": "/Date(1456782296000)/",
        "nomineeUserId": "jreed1",
        "userNav": {
          "__deferred": {
            "uri": "https://<api-server>/odata/v2/
NomineeHistory(366L)/userNav"
          }
        }
      },
      {
        "__metadata": {

```

```

        "uri": "https://<api-server>/odata/v2/
NomineeHistory(367L)",
        "type": "SFOData.NomineeHistory"
    },
    {
        "id": "367",
        "changeType": 3,
        "rank": 3,
        "nomineeId": "592",
        "status": 1,
        "modifiedBy": "admin",
        "proxyUserId": null,
        "readiness": "1",
        "note": null,
        "nominationId": "340",
        "modifiedDate": "/Date(1456782296000)/",
        "nomineeUserId": "jreed1",
        "userNav": {
            "__deferred": {
                "uri": "https://<api-server>/odata/v2/
NomineeHistory(367L)/userNav"
            }
        }
    },
    {
        "__metadata": {
            "uri": "https://<api-server>/odata/v2/
NomineeHistory(373L)",
            "type": "SFOData.NomineeHistory"
        },
        "id": "373",
        "changeType": 0,
        "rank": 5,
        "nomineeId": "592",
        "status": 1,
        "modifiedBy": "admin",
        "proxyUserId": null,
        "readiness": "2",
        "note": null,
        "nominationId": "340",
        "modifiedDate": "/Date(1457307323000)/",
        "nomineeUserId": "jreed1",
        "userNav": {
            "__deferred": {
                "uri": "https://<api-server>/odata/v2/
NomineeHistory(373L)/userNav"
            }
        }
    },
    {
        "__metadata": {
            "uri": "https://<api-server>/odata/v2/
NomineeHistory(374L)",
            "type": "SFOData.NomineeHistory"
        },
        "id": "374",
        "changeType": 4,
        "rank": 5,
        "nomineeId": "592",
        "status": 3,
        "modifiedBy": "admin",
        "proxyUserId": null,
        "readiness": "2",
        "note": null,
        "nominationId": "340",
        "modifiedDate": "/Date(1457307328000)/",
        "nomineeUserId": "jreed1",
        "userNav": {
            "__deferred": {

```

```

        "uri": "https://<api-server>/odata/v2/
NomineeHistory(374L)/userNav"
    }
  },
  {
    "__metadata": {
      "uri": "https://<api-server>/odata/v2/
NomineeHistory(368L)",
      "type": "SFOData.NomineeHistory"
    },
    "id": "368",
    "changeType": 4,
    "rank": 3,
    "nomineeId": "592",
    "status": 3,
    "modifiedBy": "admin",
    "proxyUserId": null,
    "readiness": "1",
    "note": null,
    "nominationId": "340",
    "modifiedDate": "/Date(1456782328000)/",
    "nomineeUserId": "jreed1",
    "userNav": {
      "__deferred": {
        "uri": "https://<api-server>/odata/v2/
NomineeHistory(368L)/userNav"
      }
    }
  }
]
}

```

- For legacy positions only:

```

{
  "d": {
    "results": [
      {
        "__metadata": {
          "uri": "https://<api-server>/odata/v2/LegacyPositionEntity(8L)",
          "type": "SFOData.LegacyPositionEntity"
        },
        "positionCode": "8",
        "successorNav": {
          "results": [
            {
              "__metadata": {
                "uri": "https://<api-server>/odata/v2/Successor(546L)",
                "type": "SFOData.Successor"
              },
              "nomineeUserId": "Test89",
              "nomineeHistoryNav": {
                "results": [
                  {
                    "__metadata": {
                      "uri": "https://<api-server>/odata/v2/
NomineeHistory(628L)",
                      "type": "SFOData.NomineeHistory"
                    },
                    "id": "628",
                    "note": null,

```

```

        "readiness": "2",
        "changeType": 0,
        "statusLabel": "Approved",
        "changeTypeLabel": "nomination",
        "readinessLabel": "1-2 years",
        "nomineeId": "546",
        "rank": null,
        "modifiedBy": "cgrant",
        "modifiedDateTime": "\/Date(1459159560000)\/",
        "status": 1,
        "nomineeUserNav": {
            "__deferred": {
                "uri": "https://<api-server>/odata/v2/
NomineeHistory(628L)/nomineeUserNav"
            }
        },
        "modifiedByNav": {
            "__deferred": {
                "uri": "https://<api-server>/odata/v2/
NomineeHistory(628L)/modifiedByNav"
            }
        }
    },
    {
        "__metadata": {
            "uri": "https://<api-server>/odata/v2/
NomineeHistory(630L)",
            "type": "SFOData.NomineeHistory"
        },
        "id": "630",
        "note": null,
        "readiness": "2",
        "changeType": 6,
        "statusLabel": "Succeed",
        "changeTypeLabel": "Succeed",
        "readinessLabel": "1-2 years",
        "nomineeId": "546",
        "rank": 0,
        "modifiedBy": "cgrant",
        "modifiedDateTime": "\/Date(1459159686000)\/",
        "status": 6,
        "nomineeUserNav": {
            "__deferred": {
                "uri": "https://<api-server>/odata/v2/
NomineeHistory(630L)/nomineeUserNav"
            }
        },
        "modifiedByNav": {
            "__deferred": {
                "uri": "https://<api-server>/odata/v2/
NomineeHistory(630L)/modifiedByNav"
            }
        }
    }
]
},
{
    "__metadata": {
        "uri": "https://<api-server>/odata/v2/Successor(547L)",
        "type": "SFOData.Successor"
    },
    "nomineeUserId": "trp2",
    "nomineeHistoryNav": {
        "results": [
            {
                "__metadata": {

```

```

        "uri": "https://<api-server>/odata/v2/
NomineeHistory(629L)",
        "type": "SFOData.NomineeHistory"
    },
    "id": "629",
    "note": null,
    "readiness": "2",
    "changeType": 0,
    "statusLabel": "Approved",
    "changeTypeLabel": "nomination",
    "readinessLabel": "1-2 years",
    "nomineeId": "547",
    "rank": null,
    "modifiedBy": "cgrant",
    "modifiedDateTime": "\/Date(1459159588000)\/",
    "status": 1,
    "nomineeUserNav": {
        "__deferred": {
            "uri": "https://<api-server>/odata/v2/
NomineeHistory(629L)/nomineeUserNav"
        }
    },
    "modifiedByNav": {
        "__deferred": {
            "uri": "https://<api-server>/odata/v2/
NomineeHistory(629L)/modifiedByNav"
        }
    }
},
{
    "__metadata": {
        "uri": "https://<api-server>/odata/v2/
NomineeHistory(712L)",
        "type": "SFOData.NomineeHistory"
    },
    "id": "712",
    "note": "1",
    "readiness": "2",
    "changeType": 5,
    "statusLabel": "Approved",
    "changeTypeLabel": "Note Changed",
    "readinessLabel": "1-2 years",
    "nomineeId": "547",
    "rank": 1,
    "modifiedBy": "cgrant",
    "modifiedDateTime": "\/Date(1461897125000)\/",
    "status": 1,
    "nomineeUserNav": {
        "__deferred": {
            "uri": "https://<api-server>/odata/v2/
NomineeHistory(712L)/nomineeUserNav"
        }
    },
    "modifiedByNav": {
        "__deferred": {
            "uri": "https://<api-server>/odata/v2/
NomineeHistory(712L)/modifiedByNav"
        }
    }
},
{
    "__metadata": {
        "uri": "https://<api-server>/odata/v2/
NomineeHistory(713L)",
        "type": "SFOData.NomineeHistory"
    },
    "id": "713",
    "note": "1",

```

```

        "readiness": "2",
        "changeType": 3,
        "statusLabel": "Approved",
        "changeTypeLabel": "Ranking Changed",
        "readinessLabel": "1-2 years",
        "nomineeId": "547",
        "rank": 1,
        "modifiedBy": "cgrant",
        "modifiedDateTime": "\/Date(1461897125000)\/",
        "status": 1,
        "nomineeUserNav": {
            "__deferred": {
                "uri": "https://<api-server>/odata/v2/
NomineeHistory(713L)/nomineeUserNav"
            }
        },
        "modifiedByNav": {
            "__deferred": {
                "uri": "https://<api-server>/odata/v2/
NomineeHistory(713L)/modifiedByNav"
            }
        }
    },
    {
        "__metadata": {
            "uri": "https://<api-server>/odata/v2/
NomineeHistory(714L)",
            "type": "SFOData.NomineeHistory"
        },
        "id": "714",
        "note": "11111",
        "readiness": "2",
        "changeType": 5,
        "statusLabel": "Approved",
        "changeTypeLabel": "Note Changed",
        "readinessLabel": "1-2 years",
        "nomineeId": "547",
        "rank": 1,
        "modifiedBy": "cgrant",
        "modifiedDateTime": "\/Date(1461897131000)\/",
        "status": 1,
        "nomineeUserNav": {
            "__deferred": {
                "uri": "https://<api-server>/odata/v2/
NomineeHistory(714L)/nomineeUserNav"
            }
        },
        "modifiedByNav": {
            "__deferred": {
                "uri": "https://<api-server>/odata/v2/
NomineeHistory(714L)/modifiedByNav"
            }
        }
    },
    {
        "__metadata": {
            "uri": "https://<api-server>/odata/v2/
NomineeHistory(715L)",
            "type": "SFOData.NomineeHistory"
        },
        "id": "715",
        "note": "11111",
        "readiness": "2",
        "changeType": 3,
        "statusLabel": "Approved",
        "changeTypeLabel": "Ranking Changed",
        "readinessLabel": "1-2 years",
        "nomineeId": "547",

```

```

        "rank":null,
        "modifiedBy":"cgrant",
        "modifiedDateTime":"\/Date(1461897139000)\",
        "status":1,
        "nomineeUserNav":{
            "__deferred":{
                "uri":"https://<api-server>/odata/v2/
NomineeHistory(715L)/nomineeUserNav"
            }
        },
        "modifiedByNav":{
            "__deferred":{
                "uri":"https://<api-server>/odata/v2/
NomineeHistory(715L)/modifiedByNav"
            }
        }
    },
    {
        "__metadata":{
            "uri":"https://<api-server>/odata/v2/
NomineeHistory(716L)",
            "type":"SFOData.NomineeHistory"
        },
        "id":"716",
        "note":"23",
        "readiness":"2",
        "changeType":5,
        "statusLabel":"Approved",
        "changeTypeLabel":"Note Changed",
        "readinessLabel":"1-2 years",
        "nomineeId":"547",
        "rank":null,
        "modifiedBy":"cgrant",
        "modifiedDateTime":"\/Date(1461897144000)\",
        "status":1,
        "nomineeUserNav":{
            "__deferred":{
                "uri":"https://<api-server>/odata/v2/
NomineeHistory(716L)/nomineeUserNav"
            }
        },
        "modifiedByNav":{
            "__deferred":{
                "uri":"https://<api-server>/odata/v2/
NomineeHistory(716L)/modifiedByNav"
            }
        }
    },
    {
        "__metadata":{
            "uri":"https://<api-server>/odata/v2/
NomineeHistory(717L)",
            "type":"SFOData.NomineeHistory"
        },
        "id":"717",
        "note":"239999",
        "readiness":"2",
        "changeType":5,
        "statusLabel":"Approved",
        "changeTypeLabel":"Note Changed",
        "readinessLabel":"1-2 years",
        "nomineeId":"547",
        "rank":null,
        "modifiedBy":"cgrant",
        "modifiedDateTime":"\/Date(1461897155000)\",
        "status":1,
        "nomineeUserNav":{
            "__deferred":{

```





```


        "__metadata":{
          "uri":"https://<api-server>/odata/v2/Successor(1442L)",
          "type":"SFOData.Successor"
        },
        "nomineeUserId":"cgrant",
        "nomineeHistoryNav":{
          "results":[
            {
              "__metadata":{
                "uri":"https://<api-server>/odata/v2/
NomineeHistory(1726L)",
                "type":"SFOData.NomineeHistory"
              },
              "id":"1726",
              "note":"testtss",
              "readiness":"-1",
              "changeType":0,
              "statusLabel":"Approved",
              "changeTypeLabel":"nomination",
              "readinessLabel":"",
              "nomineeId":"1442",
              "modifiedBy":"cgrant",
              "modifiedDateTime":"\\/Date(1565715297000)\\/",
              "status":1,
              "nomineeUserNav":{
                "__deferred":{
                  "uri":"https://<api-server>/odata/v2/
NomineeHistory(1726L)/nomineeUserNav"
                }
              },
              "modifiedByNav":{
                "__deferred":{
                  "uri":"https://<api-server>/odata/v2/
NomineeHistory(1726L)/modifiedByNav"
                }
              }
            },
            {
              "__metadata":{
                "uri":"https://<api-server>/odata/v2/
NomineeHistory(1727L)",
                "type":"SFOData.NomineeHistory"
              },
              "id":"1727",
              "note":"testtss",
              "readiness":"-1",
              "changeType":4,
              "statusLabel":"Removed",
              "changeTypeLabel":"Removed",
              "readinessLabel":"",
              "nomineeId":"1442",
              "modifiedBy":"cgrant",
              "modifiedDateTime":"\\/Date(1565715598000)\\/",
              "status":3,
              "nomineeUserNav":{
                "__deferred":{
                  "uri":"https://<api-server>/odata/v2/
NomineeHistory(1727L)/nomineeUserNav"
                }
              },
              "modifiedByNav":{
                "__deferred":{
                  "uri":"https://<api-server>/odata/v2/
NomineeHistory(1727L)/modifiedByNav"
                }
              }
            }
          ]
        }
      ]

```

```

    },
    {
      "__metadata": {
        "uri": "https://<api-server>/odata/v2/Successor(1443L)",
        "type": "SFOData.Successor"
      },
      "nomineeUserId": "testadmin",
      "nomineeHistoryNav": {
        "results": [
          {
            "__metadata": {
              "uri": "https://<api-server>/odata/v2/
NomineeHistory(1729L)",
              "type": "SFOData.NomineeHistory"
            },
            "id": "1729",
            "note": "test",
            "readiness": "-1",
            "changeType": 0,
            "statusLabel": "Approved",
            "changeTypeLabel": "nomination",
            "readinessLabel": "",
            "nomineeId": "1443",
            "modifiedBy": "cgrant",
            "modifiedDateTime": "\/Date(1565717280000)\/",
            "status": 1,
            "nomineeUserNav": {
              "__deferred": {
                "uri": "https://<api-server>/odata/v2/
NomineeHistory(1729L)/nomineeUserNav"
              }
            },
            "modifiedByNav": {
              "__deferred": {
                "uri": "https://<api-server>/odata/v2/
NomineeHistory(1729L)/modifiedByNav"
              }
            }
          },
          {
            "__metadata": {
              "uri": "https://<api-server>/odata/v2/
NomineeHistory(1732L)",
              "type": "SFOData.NomineeHistory"
            },
            "id": "1732",
            "note": "test",
            "readiness": "-1",
            "changeType": 4,
            "statusLabel": "Removed",
            "changeTypeLabel": "Removed",
            "readinessLabel": "",
            "nomineeId": "1443",
            "modifiedBy": "cgrant",
            "modifiedDateTime": "\/Date(1565717309000)\/",
            "status": 3,
            "nomineeUserNav": {
              "__deferred": {
                "uri": "https://<api-server>/odata/v2/
NomineeHistory(1732L)/nomineeUserNav"
              }
            },
            "modifiedByNav": {
              "__deferred": {
                "uri": "https://<api-server>/odata/v2/
NomineeHistory(1732L)/modifiedByNav"
              }
            }
          }
        ]
      }
    }
  ]
}

```



## Related Information

[SAP Business Accelerator Hub: NomineeHistory](#)

### 9.13.2.3 NominationTarget

You can use this entity to describe basic information of nomination in succession planning module.

## Permissions

For more information on permissions, refer [Succession \[page 2976\]](#).

For the relevant role-based permissions to take effect, ensure the following option is enabled: [Admin Center](#) > [Tools](#) > [Nominations Setup](#) > [Filter Current Nominations block data by Succession Planning permissions](#).

## Operations Allowed

Operation	Description
GET	Query basic information of nomination target. nominationId is an identifier of a NominationTarget. All nomination statuses will be returned upon query.

## Properties

You can get detailed information about the entity properties from the OData API dictionary or by exposing the entity metadata. To do this, use the following query `https://<hostname>/odata/v2/Entity('<YourEntity')?$format=json`

## Use Cases

### Request

Operation	GET
URI	<code>https://&lt;hostname&gt;/odata/v2/NominationTarget?\$format=json</code>
URI	<code>https://&lt;hostname&gt;/odata/v2/NominationTarget?\$format=json&amp;\$filter=nominationType eq '1'&amp;\$expand=successorNav</code>
URI	<code>https://&lt;hostname&gt;/odata/v2/NominationTarget?\$format=json&amp;\$filter=nominationType eq '6'&amp;\$expand= talentPoolNav</code>
URI	<code>https://&lt;hostname&gt;/odata/v2/NominationTarget?\$format=json&amp;\$filter=nominationType eq '1'&amp;\$expand= legacyPositionNav</code>
URI	<code>https://&lt;Hostname&gt;/odata/v2/restricted/NominationTarget?\$format=json&amp;\$filter=nominationType eq '5'&amp;\$expand= positionNav</code>
Headers	Authorization: Basic <Base 64 encoded ("user@company:password")>

### Response

#### Sample Code

Query basic information of NominationTarget.

```
{
  "d": {
    "results": [
      {
        "__metadata": {
          "uri": "https://<hostname>/odata/v2/restricted/NominationTarget(183L)",
          "type": "SFOData.NominationTarget"
        },
        "nominationId": "183",
        "nominationType": 1,
        "successorNav": {
          "__deferred": {
            "uri": "https://<hostname>/odata/v2/restricted/NominationTarget(183L)/successorNav"
          }
        },
        "legacyPositionNav": {
          "__deferred": {
            "uri": "https://<hostname>/odata/v2/restricted/NominationTarget(183L)/legacyPositionNav"
          }
        }
      }
    ]
  }
}
```

```

    }
  ]
}

```

## Sample Code

Query basic information of NominationTarget and its successor list.

```

{
  "d": {
    "results": [
      {
        "__metadata": {
          "uri": "https://<hostname>/odata/v2/restricted/
NominationTarget(183L)",
          "type": "SFOData.NominationTarget"
        },
        "nominationId": "183",
        "nominationType": 1,
        "successorNav": {
          "results": [
            {
              "__metadata": {
                "uri": "https://<hostname>/odata/v2/restricted/
Successor(314L)",
                "type": "SFOData.Successor"
              },
              "id": "314",
              "rank": null,
              "status": "SUCCESSION_REMOVED_STATUS_LB",
              "readinessLabel": "Ready Now",
              "readiness": 3,
              "note": null,
              "userNav": {
                "__deferred": {
                  "uri": "https://<hostname>/odata/v2/
restricted/Successor(314L)/userNav"
                }
              }
            }
          ]
        },
        "legacyPositionNav": {
          "__deferred": {
            "uri": "https://<hostname>/odata/v2/restricted/
NominationTarget(183L)/legacyPositionNav"
          }
        }
      }
    ]
  }
}

```

## Sample Code

Query basic information of NominationTarget whose nominationType is '6' and its talent pool detail.

```

{
  "d": {
    "results": [
      {
        "__metadata": {

```

```

        "uri": "https://<hostname>/odata/v2/restricted/
NominationTarget(880L)",
        "type": "SFOData.NominationTarget"
    },
    "nominationId": "880",
    "nominationType": 6,
    "successorNav": {
        "__deferred": {
            "uri": "https://<hostname>/odata/v2/restricted/
NominationTarget(880L)/successorNav"
        }
    },
    "talentPoolNav": {
        "__metadata": {
            "uri":
"https://<hostname>/odata/v2/restricted/TalentPool(code='product
manager',effectiveStartDate=datetime'2015-09-09T00:00:00')",
            "type": "SFOData.TalentPool"
        },
        "effectiveStartDate": "/Date(1441756800000)/",
        "code": "product manager",
        "name_ko_KR": null,
        "mdfSystemLastModifiedDate": "/Date(1445586985000)/",
        "transactionSequence": "1",
        "mdfSystemObjectType": "TalentPool",
        "name_iw_IL": null,
        "name_da_DK": null,
        "description_de_DE": null,
        "mdfSystemLastModifiedDateWithTZ": "/
Date(1445586985000+0000)/",
        "description_fr_CA": null,
        "effectiveStatus": "I",
        "lastModifiedDateTime": "/Date(1445586985000+0000)/",
        "type": "1",
        "name_bs_ID": null,
        "name_ja_JP": null,
        "effectiveEndDate": "/Date(253402214400000)/",
        "mdfSystemRecordId": "0B26B7400DEF45EB857274DA62A70F98",
        "name_en_DEBUG": null,
        "mdfSystemEntityId": "73D7C1C5CFE2415196CBD51562729C84",
        "enableReadiness": true,
        "mdfSystemLastModifiedBy": "cgrant1",
        "description_bg_BG": null,
        "name_defaultValue": "PM",
        "name_pt_PT": null,
        "name_fr_FR": null,
        "description_ko_KR": null,
        "mdfSystemRecordStatus": "N",
        "name_en_US": "PM",
        "description_fr_FR": null,
        "description_en_US": "for products design",
        "name_it_IT": null,
        "name_uk_UA": null,
        "description_pt_PT": null,
        "mdfSystemCreatedDate": "/Date(1443426013000)/",
        "name_zh_CN": null,
        "name_bg_BG": null,
        "name_hi_IN": null,
        "createdBy": "cgrant1",
        "description_pt_BR": null,
        "name_pl_PL": null,
        "name_fr_CA": null,
        "description_ja_JP": null,
        "owner": null,
        "createdDateTime": "/Date(1443426013000+0000)/",
        "lastModifiedBy": "cgrant1",
        "name_en_GB": null,
        "description_it_IT": null,

```

```

        "description_defaultValue": "for products design",
        "description_hi_IN": null,
        "description_da_DK": null,
        "mdfSystemVersionId": null,
        "name_bs_BS": null,
        "description_uk_UA": null,
        "name_ru_RU": null,
        "description_en_DEBUG": null,
        "description_vi_VN": null,
        "description_bs_ID": null,
        "description_es_ES": null,
        "description_th_TH": null,
        "description_iw_IL": null,
        "name_es_ES": null,
        "mdfSystemCreatedBy": "cgrant1",
        "description_en_GB": null,
        "name_nl_NL": null,
        "description_ru_RU": null,
        "name_pt_BR": null,
        "name_zh_TW": null,
        "description_zh_TW": null,
        "name_th_TH": null,
        "description_nl_NL": null,
        "name_de_DE": null,
        "description_bs_BS": null,
        "name_vi_VN": null,
        "description_pl_PL": null,
        "description_zh_CN": null,
        "ownerNav": {
            "__deferred": {
                "uri":
                "https://<hostname>/odata/v2/restricted/TalentPool(code='product
manager',effectiveStartDate=datetime'2015-09-09T00:00:00')/ownerNav"
            }
        },
        "nominationNav": {
            "__deferred": {
                "uri":
                "https://<hostname>/odata/v2/restricted/TalentPool(code='product
manager',effectiveStartDate=datetime'2015-09-09T00:00:00')/nominationNav"
            }
        }
    }
}
]
}
}

```

## Sample Code

Query basic information of NominationTarget whose nominationType is '5' and its mdm position detail.

```

{
  "d": {
    "results": [
      {
        "__metadata": {
          "uri": "https://<hostname>/odata/v2/restricted/
NominationTarget(1000L)",
          "type": "SFOData.NominationTarget"
        },
        "nominationId": "1000",
        "nominationType": 5,
        "successorNav": {
          "__deferred": {

```

```

        "uri": "https://<hostname>/odata/v2/restricted/
NominationTarget(1000L)/successorNav"
    }
  },
  "positionNav": {
    "__metadata": {
      "uri": "https://<hostname>/odata/v2/restricted/
Position(code='testingwen',effectiveStartDate=datetime'2015-09-28T00:00:00')",
      "type": "SFOData.Position"
    },
    "effectiveStartDate": "/Date(1443398400000)/",
    "code": "testingwen",
    "positionControlled": null,
    "transactionSequence": "1",
    "mdfSystemObjectType": "Position",
    "externalName_pt_BR": null,
    "externalName_pt_PT": null,
    "externalName_ru_RU": null,
    "effectiveStatus": "A",
    "lastModifiedDate": "/Date(1443420790000+0000)/",
    "type": null,
    "effectiveEndDate": "/Date(253402214400000)/",
    "externalName_bs_BS": null,
    "vacant": false,
    "mdfSystemRecordId": "E723664B615249F28AC3141DD1BC7358",
    "mdfSystemEntityId": "0A529E99DA6B41C6912F02626DDD2712",
    "description": "testingwen",
    "technicalParameters": null,
    "externalName_en_US": null,
    "createdDate": "/Date(1443420790000)/",
    "mdfSystemRecordStatus": "N",
    "jobLevel": null,
    "regularTemporary": null,
    "multipleIncumbentsAllowed": null,
    "createdBy": "cgrant1",
    "externalName_it_IT": null,
    "externalName_bs_ID": null,
    "createdDateTime": "/Date(1443420790000+0000)/",
    "lastModifiedBy": "cgrant1",
    "externalName_en_GB": null,
    "jobCode": null,
    "externalName_nl_NL": null,
    "comment": "testingwen",
    "externalName_zh_CN": null,
    "externalName_en_DEBUG": null,
    "externalName_ko_KR": null,
    "mdfSystemVersionId": null,
    "externalName_de_DE": null,
    "externalName_fr_CA": null,
    "externalName_defaultValue": null,
    "externalName_da_DK": null,
    "criticality": "2",
    "employeeClass": null,
    "externalName_hi_IN": null,
    "externalName_zh_TW": null,
    "lastModifiedDateWithTZ": "/Date(1443420790000+0000)/",
    "externalName_ja_JP": null,
    "standardHours": null,
    "jobTitle": "testingwen",
    "externalName_iw_IL": null,
    "externalName_bg_BG": null,
    "externalName_vi_VN": null,
    "legacyPositionId": null,
    "externalName_pl_PL": null,
    "externalName_uk_UA": null,
    "costCenter": null,
    "externalName_th_TH": null,
    "changeReason": null,

```



```

        "targetFTE": null,
        "positionTitle": "testyingwen",
        "externalName_es_ES": null,
        "lastModifiedDate": "/Date(1443420790000)/",
        "positionCriticality": null,
        "incumbent": null,
        "externalName_fr_FR": null,
        "successorNav": {
            "__deferred": {
                "uri": "https://<hostname>/odata/v2/restricted/
Position(code='testyingwen',effectiveStartDate=datetime'2015-09-28T00:00:00')/
successorNav"
            }
        },
        "talentPoolNav": {
            "__deferred": {
                "uri": "https://<hostname>/odata/v2/restricted/
Position(code='testyingwen',effectiveStartDate=datetime'2015-09-28T00:00:00')/
talentPoolNav"
            }
        },
        "incumbentNav": {
            "__deferred": {
                "uri": "https://<hostname>/odata/v2/restricted/
Position(code='testyingwen',effectiveStartDate=datetime'2015-09-28T00:00:00')/
incumbentNav"
            }
        },
        "parentPosition": {
            "__deferred": {
                "uri": "https://<hostname>/odata/v2/restricted/
Position(code='testyingwen',effectiveStartDate=datetime'2015-09-28T00:00:00')/
parentPosition"
            }
        }
    }
}
]
}
}

```

## Related Information

[SAP Business Accelerator Hub: NominationTarget](#)

### 9.13.2.4 Successor

You can use this entity to query basic information of Successor in succession planning module.

## Permissions

For more information on permissions, see [Succession \[page 2976\]](#).

## Supported Operations

Operation	Description
Query	Query to identify Successor. Successor id is an identifier of a successor. All successor statuses are returned upon query.

### Note

You can't query the basic information of Successor by using this entity directly. You can only query it by expanding the navigation properties `successorNav` of the following entities: `LegacyPositionEntity`, `Position`, `TalentPool`, and `NominationTarget`.

## Properties and Navigation Properties

This section lists only the properties and navigation properties that require special business logic, permission, or other additional information. For more information, refer to the API dictionary in [Admin Center](#) > [API Center](#) > [OData API Data Dictionary](#) or the API metadata using query: `https://<api-server>/odata/v2/<Entity>/$metadata`.

## Use Case: Query Basic Information of Successor

### Request

Operation	Query
HTTP Method	GET
URI	<ul style="list-style-type: none"><li>(For MDF positions only) <code>https://&lt;api-server&gt;/odata/v2/Position?\$format=json&amp;\$expand=successorNav</code></li><li>(For legacy positions only) <code>https://&lt;api-server&gt;/odata/v2/LegacyPositionEntity?\$format=json&amp;\$expand=successorNav</code></li></ul>

### Response

- For MDF positions only:

```
{
  "d": {
    "results": [
      {
        "__metadata": {
          "uri": "https://<api-server>/odata/v2/Position(code='testingwen',effectiveStartDate=datetime'2015-09-28T00:00:00')",
          "type": "SFOData.Position"
        },
        "effectiveStartDate": "/Date(1443398400000)/",
        "code": "testingwen",
      }
    ]
  }
}
```

```

"positionControlled": null,
"transactionSequence": "1",
"mdfSystemObjectType": "Position",
"externalName_pt_BR": null,
"externalName_pt_PT": null,
"externalName_ru_RU": null,
"lastModifiedDateTime": "/Date(1443420790000+0000)/",
"effectiveStatus": "A",
"successorNav": {
  "results": [
    {
      "__metadata": {
        "uri": "https://<api-server>/odata/v2/
Successor(1910L)",
        "type": "SFOData.Successor"
      },
      "id": "1910",
      "rank": 1,
      "status": "SUCCESSION_PENDING_STATUS_LB",
      "readinessLabel": "Emergency Replacement",
      "readiness": 4,
      "note": "yingwen test",
      "userNav": {
        "__deferred": {
          "uri": "https://<api-server>/odata/v2/
Successor(1910L)/userNav"
        }
      }
    }
  ]
},
"talentPoolNav": {
  "__deferred": {
    "uri": "https://<api-server>/odata/v2/
Position(code='testyingwen',effectiveStartDate=datetime'2015-09-28T00:00:00')/
talentPoolNav"
  }
},
"incumbentNav": {
  "__deferred": {
    "uri": "https://<api-server>/odata/v2/
Position(code='testyingwen',effectiveStartDate=datetime'2015-09-28T00:00:00')/
incumbentNav"
  }
}
]
}
}

```

- For legacy positions only:

```

{
  "d": {
    "results": [
      {
        "__metadata": {
          "uri": "https://<api-server>/odata/v2/
LegacyPositionEntity(1L)",
          "type": "SFOData.LegacyPositionEntity"
        },
        "positionId": "1",
        "positionCode": "1",
        "title": "Sr. Manager, Analytics",
        "createDate": "/Date(1189534002000)/",
        "incumbent": "TBH_USER_477",
        "successorNav": {
          "results": []
        }
      }
    ]
  }
}

```



## Use Cases

### Request Information

Operation	GET
URI	https://<hostname>/odata/v2/ TalentGraphicOption?\$format=json
Headers	Authorization: Basic <Base 64 encoded ("user@company:password")>

## Response

### Sample Code

Query the detail for TalentGraphicOption.

```
{
  "d": {
    "results": [
      {
        "__metadata": {
          "uri": "https://<hostname>/odata/v2/  
TalentGraphicOption(dataIndex='1',optionKey='riskOfLoss')",
          "type": "SFOData.TalentGraphicOption"
        },
        "optionKey": "riskOfLoss",
        "dataIndex": "1",
        "optionName": "GradientOption",
        "dataImage": null,
        "optionLabel": "Risk of Loss",
        "optionTarget": null,
        "optionIndex": 1,
        "dataShortLabel": null,
        "dataLabel": "Low",
        "gradientBackgroundColor": "2B9600",
        "dataValue": "1.0",
        "optionType": "namegradient",
        "optionScaleId": null
      }
    ]
  }
}
```

## Related Information

[SAP Business Accelerator Hub: TalentGraphicOption](#)

## 9.13.2.6 TalentPool

You can use this entity to describe basic information of Talent Pool.

### Permissions

For more information on permissions, refer [Succession \[page 2976\]](#).

### Operations Allowed

Operation	Description
GET	Query basic information of Talent Pool. Code and effectiveStartDate are the composite identifiers of a TalentPool.

### Properties

You can get detailed information about the entity properties from the OData API dictionary or by exposing the entity metadata. To do this, use the following query `https://<hostname>/odata/v2/Entity('<YourEntity')?$format=json`

### Use Cases

Request Information

Operation	GET
URI	<code>https://&lt;hostname&gt;/odata/v2/TalentPool?\$format=json&amp;\$expand=nominationNav</code>
Headers	Authorization: Basic <Base 64 encoded ("user@company:password")>

### Response

#### Sample Code

Query basic information of TalentPool and its Nomination Target details.

```
{
```

```

"d": {
  "results": [
    {
      "__metadata": {
        "uri": "https://
<hostname>/odata/v2/restricted/TalentPool(code='product
manager',effectiveStartDate=datetime'2015-09-09T00:00:00')",
        "type": "SFOData.TalentPool"
      },
      "effectiveStartDate": "/Date(1441756800000)/",
      "code": "product manager",
      "name_ko_KR": null,
      "mdfSystemLastModifiedDate": "/Date(1445586985000)/",
      "transactionSequence": "1",
      "mdfSystemObjectType": "TalentPool",
      "name_iw_IL": null,
      "ownerNav": {
        "__deferred": {
          "uri":
"https://<hostname>/odata/v2/restricted/TalentPool(code='product
manager',effectiveStartDate=datetime'2015-09-09T00:00:00')/ownerNav"
        }
      },
      "nominationNav": {
        "results": [
          {
            "__metadata": {
              "uri": "https://<hostname>/odata/v2/restricted/
NominationTarget(880L)",
              "type": "SFOData.NominationTarget"
            },
            "nominationId": "880",
            "nominationType": 6,
            "successorNav": {
              "__deferred": {
                "uri": "https://<hostname>/odata/v2/
restricted/NominationTarget(880L)/successorNav"
              }
            },
            "talentPoolNav": {
              "__deferred": {
                "uri": "https://<hostname>/odata/v2/
restricted/NominationTarget(880L)/talentPoolNav"
              }
            }
          }
        ]
      }
    }
  ]
}

```

## Related Information

[SAP Business Accelerator Hub: TalentPool](#)

## 9.13.2.7 Function Imports

### 9.13.2.7.1 approveSuccessors

You can use this function import to approve nominees that are in a pending status. The pending status consists of *Change Pending*, *Deletion Pending*, and *Pending*.

Permissions

You have the [Succession Planners](#) > [Succession Approval Permission](#) permission.

Supported Operations

HTTP Method: GET

Return Type: collection (NominationApprovalWorkflowResponse)

Support Payload: false

#### Parameters

Parameter	Type	Description	Mandatory or Optional?
nomineeIds	String	A semicolon-delimited list of nominee IDs.  <b>Example</b> nomineeIds= '1459;1460;1461;881;561;401'	Mandatory
comment	String	The comment for the approval.  <b>Example</b> comment= 'test'	Optional

#### Use Case: Approve Nominees

This example shows how to approve a list of nominees from the status pending to *Approved* with comments.

#### Request

HTTP Method	GET
URI	https://<API-Server>/odata/v2/approveSuccessors?nomineeIds= '1459;1460;1461;881' &comment= 'test' &\$format=json



## Response

```
{
  "d" : [
    {
      "message" : "Nominee 1459 has been approved.",
      "nomineeId" : "1459",
      "status" : "success"
    },
    {
      "message" : "You don't have permission to approve nominees.",
      "nomineeId" : "1460",
      "status" : "failure"
    },
    {
      "message" : "You can only approve nominees that are in a pending status.",
      "nomineeId" : "1461",
      "status" : "failure"
    },
    {
      "message" : "Nominee 881 does not exist.",
      "nomineeId" : "881",
      "status" : "failure"
    }
  ]
}
```

### 9.13.2.7.2 rejectSuccessors

You can use this function import to reject nominees that are in a pending status. The pending status consists of [Change Pending](#), [Deletion Pending](#), and [Pending](#).

Permissions

You have the [Succession Planners](#) > [Succession Approval Permission](#) permission.

Supported Operations

HTTP Method: GET

Return Type: collection (NominationApprovalWorkflowResponse)

Support Payload: false

Parameters

Parameter	Type	Description	Mandatory or Optional?
nomineeIds	String	A semicolon-delimited list of nominee IDs.  <b>Example</b> nomineeIds= '1459;1460;1461;881;561;401'	Mandatory
comment	String	The comment for the rejection.  <b>Example</b> comment= 'test'	Optional

## Use Case: Reject Nominees

This example shows how to reject a list of nominees from the status pending to *Rejected* with comments.

### Request

HTTP Method	GET
URI	https://<API-Server>/odata/v2/rejectSuccessors?nomineeIds='1459;1460;1461;881'&comment='test'&\$format=json

### Response

```
{
  "d" : [
    {
      "message" : "Nominee 1459 has been
rejected.",
      "nomineeId" : "1459",
      "status" : "success"
    },
    {
      "message" : "You don't have
permission to reject nominees.",
      "nomineeId" : "1460",
      "status" : "failure"
    },
    {
      "message" : "You can only reject
nominees that are in a pending status.",
      "nomineeId" : "1461",
      "status" : "failure"
    },
    {
      "message" : "Nominee 881 does not
exist.",
      "nomineeId" : "881",
      "status" : "failure"
    }
  ]
}
```



# 10 OData V2 Best Practices

Read and follow the best practices in this topic for optimal OData API performance and better user experience.

Best Practice	Details	More Information
Query Only Modified Records	Instead of querying all records, query only the records that have been modified since your last execution for integration use cases, and use server pagination to ensure stable results.	<a href="#">Pagination [page 82]</a>
Use Server-Side Pagination for Integrations	Compared with client pagination, server pagination is faster and doesn't suffer data loss and duplication issues when simultaneous edits occur in the same instance. You can choose either cursor-based or snapshot-based pagination for your integration use case.	<a href="#">Pagination [page 82]</a>
Avoid Frequent Job Runs to Get Real-Time Results	Repeating queries in much less than one hour will consume too much API resource, which may be throttled in the future. In extreme cases, you may even be denied of service because of frequent queries, especially ones that require heavy backend processing.	
Avoid Excessive Queries for Single Records	Querying records one at a time doesn't take advantage of database optimization capabilities. Singleton queries are often used to perform in-memory joins and must be avoided whenever possible. Here are two bad examples: <pre>&amp;\$filter= &lt;key&gt; eq &lt;keyvalue&gt;</pre> <pre>/odata/v2/User('user1')</pre>	

Best Practice	Details	More Information
Use \$batch or \$filter to Get Multiple Records	<p>Instead of pulling many records one at a time using key predicate, use \$batch or the \$filter IN clause.</p> <p>In OData API, a user login session is created on the server for each request. This is a resource demanding process, especially when login audit is enabled. A high volume of requests may lead to excessive usage of system resource and drastically slow down performance. Therefore, we encourage you to use \$batch operation or the IN clause in \$filter query option whenever possible. For example, instead of using the ToDo API to query multiple users with many requests, use the TodoEntryV2, which allows you to do it in one request.</p> <p>Use \$batch if you want to operate on different entities or if you want to perform different operations on the same entity.</p> <p>Use \$filter IN if you want to query multiple keys using the same entity.</p>	<p><a href="#">\$filter [page 63]</a></p> <p><a href="#">Batch Operations [page 121]</a></p>
Use \$select to Get Only the Properties You Need	<p>Without the \$select query option, a query returns all available properties of an entity. For better performance, we recommend that you add the \$select system query option to specify only the properties you need.</p>	<p><a href="#">\$select [page 73]</a></p>
Do Not Use API for Integration That is Only Designed for Single User	<p>APIs designed for single users aren't ideal in integration scenarios. Iterating requests for all uses creates one login session for each user and significantly slows down performance. One example is the ToDo API, which only allows querying data of a single user. For integration purpose, use the new TodoEntryV2 API. TodoEntryV2 allows you to query items of multiple users with the <i>OData API Todo Export</i> permission.</p>	<p><a href="#">TodoEntryV2</a></p>

Best Practice	Details	More Information
Tune Your Batch Requests into Proper Sizes	<p>OData API can return a maximum number of 1000 records in a single page. You should tune your batch sizes to be as large as possible. For more complex transactions, you need to decrease the size to avoid HTTP timeouts.</p>	
Avoid Large \$expand Statements	<p>Using \$expand to join a large number of tables can lead to poor performance. We recommend that you first fetch base entities by batch and then fetch expanded entities on demand.</p> <p>For example, A query that retrieves all JobRequisitions and expands all attachments for each application is considered too complex and large. This type of queries is error-prone and can be throttled.</p> <p>The recommend list-detail implementation steps are:</p> <ol style="list-style-type: none"> <li>1. Bind the list to simple top-level Job Requisition so UI5 loads on demand via batch operations as the user scrolls.</li> <li>2. When the user clicks on a job requisition, only then you bind the detail list to candidate, filtering on the selected job requisition id.</li> <li>3. Only load resume and cover letter when you click on a job candidate.</li> </ol>	
<div style="background-color: #f0f0f0; padding: 10px; border-left: 3px solid #0070c0;"> <p><b>Note</b></p> <p>Caching Picklist and Foundation Object lookups might be efficient for a large data set where "cache efficiency" can be high.</p> </div>		
Keep Transactions Simple to Avoid Poor Performance	<p>Poor performance is often a sign of misuse of APIs. As a rule of thumb, always keep your transactions simple.</p>	
Compress Data for Faster Transmission	<p>Compress the data by adding header <code>Accept-Encoding=gzip</code> in your requests for faster data transmission.</p>	

Best Practice	Details	More Information
Sync Frequently and Sync Only Delta Changes	Full data sync can lead to high resource consumption and poor performance. Instead of doing a full data sync intermittently, schedule more frequent data sync but limit the scope to only delta changes.	
Query Properties and Expand Entities Only When You Need Them	<p>It's easy to build a query that does more \$select and \$expand than you need. It's especially easy with the Boomi connector, which has UI limitations due to limitations in the Dell Boomi connector toolkit.</p> <p>As a developer, you might get tired of tweaking your queries to match the content as requirements change so often. You might be tempted to pull more than you need and release the queries to production without tuning.</p> <p>The Integration Center can help avoid this situation. Instead of a building a query manually based on the mapping of fields, the Integration Center generates the query based on the mapping.</p>	
Tune Client Wait Time to Match System Wait Time	<p>Set your client to wait a reasonable amount of time before timing out. Complex operations can take as long as 10 minutes and the network and servers continue to process a transaction during that time. It's best to wait for the transaction to complete rather than wasting it.</p> <p>You can also tune your transaction to avoid timeouts.</p>	

---

**Implement Retry Logic Properly**

Retry logic can help recover failed transactions due to Internet connectivity or backend server issues, but retry must be attempted with caution based on the type of HTTP error.

In all cases, wait at least between 1 to 5 minutes before attempting a retry. Excessive immediate retry can cause denial of service giving little time for the server to recover.

Retry no more than 5 times before abandoning your task. For example, the Boomi connector retries only a maximum of 5 times.

Error types eligible for retry:

- HTTP response code 5XX other than 500. A 500 error can't recover because there's a problem with your query or payload.  
Note [503 Service Not Available](#) can occur when a server is overloaded. It can also occur during maintenance periods. Avoid running queries during these published maintenance periods.
  - HTTP response code 412 can occur to edit operations during optimistic locking on back-end transactions.
    - For batch operations, only retry failed records. Do not include successful edit operations in the retry payload. This includes specific transaction in a \$batch and specific instances in a multi-record upsert payload.
    - For 412 errors, only retry once.
  - HTTP timeout errors can be retried only if your client timeout matches the infrastructure timeout of 5 minutes. If you retry a timeout before this period, you're stacking transactions on top of each other and performing a possible denial-of-service attack.
-



**Best Practice****Details****More Information**

---

- HTTP connection reset error and no response are given from server side.

Errors for which retry shouldn't be attempted:

- 401 Authentication Failed error. You have provided incorrect credentials and retrying doesn't help.
  - 404 Not Found error. You can't recover something that doesn't exist.
  - 400 Bad Request error. This error can occur for edit operations that are missing required data or have incorrect formats.
  - Do not retry Insert or Upsert operations where the object has an auto-increment key. Both can result in duplicate data.
- 

Avoid Inline Upserting Referenced Objects

Although it's technically possible to inline upsert a source object that is referenced in an MDF object as a Generic Object (GO) or as a Valid When relationship, we don't recommend it because of performance issues. Use inline upsert only for objects with a parent-child relationship, in other words, a composite association.

---

Avoid Upserting Composite Objects Directly

If a parent entity has multiple composite type associations and more than one of them point to the same destination object, do not upsert the destination object directly. OData API does not know which association to edit and it always edits the first association. To be able to distinguish one association from another, inline upsert the parent with the corresponding association.

---

Best Practice	Details	More Information
Assign <a href="#">Admin access to MDF OData API</a> Permission Properly	<p>The <a href="#">Admin access to MDF OData API</a> permission is an admin permission that allows users to query and edit all MDF OData entities. This permission overrides all entity-level permissions and is intended for integration scenarios only. If you want to use an MDF OData entity on UI, entity-level permissions might be a better choice.</p>	
Avoid Excessive Client Multithreading	<p>To prevent server overloads and ensure high availability, we recommend a maximum of 10 concurrent API requests for any company instance.</p> <p>Multithreading is only allowed for editing single records. Do not use it for queries/read operations, massive upserts, or \$batch operations.</p>	
Design Integration with Security in Mind	<p>Observe the following rules while you design your integrations:</p> <ul style="list-style-type: none"> <li>• Use OAuth 2.0 as your authentication method for the technical user.</li> <li>• Create one user for each integration process. Do not share users among different processes.</li> <li>• Do not put sensitive information in URIs. If you can't avoid it, use HTTP POST tunnel to hide it or use \$batch operations.</li> </ul>	

Best Practice	Details	More Information
Add Tracing Headers to Requests	<p>Always include the following tracing headers in your requests so that Product Support can trace the API calls and troubleshoot your problems:</p> <ul style="list-style-type: none"> <li>• <code>x-correlation-id</code> - A unique GUID included in the header and in the log file for each HTTP request/page request.</li> <li>• <code>X-SF-Execution-Id</code>: Execution ID of the integration process.</li> <li>• <code>X-SF-Process-Name</code>: Process name of the integration.</li> <li>• <code>X-SF-Process-Id</code>: Process GUID of the integration.</li> <li>• <code>X-SF-Client-Tenant-Id</code>: Integration account ID.</li> <li>• <code>successfactors-sourcetype</code>: Name of the system where the API request is made.</li> </ul>	<a href="#">Headers [page 52]</a>
Use the Latest Metadata	<p>Before you implement any integration, always try to get the latest metadata of the entities. Data model changes can happen without you knowing it and the metadata you have can be out-of-date.</p> <p>If an integration breaks, the first thing to do is to check whether the entity data model has changed by looking at the latest metadata.</p>	
Use Immutable IDs to Retrieve Data	<p>Always use immutable IDs such as external ID, person GUID, and external code to retrieve data. Mutable IDs such as assignment ID are prone to change. Using mutable IDs can break your integrations when the IDs change.</p>	

# 11 Change History

Learn about changes to the documentation for SAP SuccessFactors OData v2 APIs in recent releases.

## 2H 2023

Type of Change	Description	More Info
February 16, 2024		
Change	We revised the information about the entity <code>User</code> and added a note to explain the relationships and differences among a person, a user and a login account.	<a href="#">User [page 397]</a>
Jan 19, 2024		
Added	We added a note about <code>ToDoEntryV2</code> when querying completed to-do items.	<a href="#">ToDoEntryV2 [page 348]</a>
Added	We added a 1000 entry payload limit when using the upsert operation.	<a href="#">Access Limits [page 219]</a>
Dec 08, 2023		
Added	We added a note about the recommended parameter to use while rehiring an applicant on old employment.	<a href="#">createOnboarder [page 2347]</a>
Nov 17, 2023		
Added	We added a note to specify that audit logs aren't returned in the response.	<a href="#">lastModifiedDateTime and \$filter [page 579]</a>
Oct 13, 2023		
Added	We have added a new permission for the <code>JobApplication</code> OData API that allows users to skip required fields when creating and updating third-party applications.	<a href="#">JobApplication [page 2790]</a>
Added	We added information about how to create a dynamic group using the <code>DynamicGroup</code> entity. We also clarified that the data type of <code>groupId</code> is <code>Long</code> .	<a href="#">DynamicGroup [page 301]</a>
Added	We added information about the <code>internalUserId</code> and <code>hireType</code> parameters that are introduced in the <code>createOnboarder</code> OData API function import.	<a href="#">createOnboarder [page 2347]</a>

Type of Change	Description	More Info
Added	We added the following Compliance related entities: <ul style="list-style-type: none"> <li>AssignedComplianceForm</li> <li>ComplianceFormData</li> <li>ComplianceProcess</li> <li>ComplianceProcessTask</li> <li>ComplianceDocumentFlow</li> <li>ComplianceFormSignature</li> </ul>	<a href="#">AssignedComplianceForm [page 2307]</a> <a href="#">ComplianceFormData [page 2315]</a> <a href="#">ComplianceProcess [page 2322]</a> <a href="#">ComplianceProcessTask [page 2326]</a> <a href="#">ComplianceDocumentFlow [page 2311]</a> <a href="#">ComplianceFormSignature [page 2318]</a>
Added	We added the description of the new property applicationScenario.	<a href="#">FOWfConfig [page 788]</a>
Added	We updated the list of entities that support suppressUpdateOfIdenticalData and added a note about the default behavior of the suppression in 2H 2023.	<a href="#">suppressUpdateOfIdenticalData [page 589]</a>
Changed	We updated the procedure of adding a new employee using the minimum number of entities. Upserting the user entity, which was documented as the first upsert, is no longer required and thus removed from the pages.	<a href="#">Adding a New Employee [page 1494]</a> <a href="#">PerPerson Upsert [page 1495]</a> <a href="#">EmpEmployment Upsert [page 1496]</a> <a href="#">EmpJob Upsert [page 1497]</a> <a href="#">PerPersonal Upsert [page 1499]</a>
Changed	We have moved the Change History to the end of the guide.	<a href="#">About SAP SuccessFactors OData APIs (V2) [page 7]</a>
Changed	We added a note to explain that deleting links doesn't work with proxy assignments.	<a href="#">Deleting Links [page 116]</a>

## 1H 2023

Type of Change	Description	More Info
June 16, 2023		
Changed	We updated the description of the operation property for some entities. The value used to delete records in these entities is now DELETE instead of DELIMIT.	<a href="#">PerNationalId [page 1147]</a> <a href="#">PerPhone [page 1165]</a> <a href="#">PerEmail [page 1134]</a> <a href="#">PerEmergencyContacts [page 1138]</a> <a href="#">EmpPayCompNonRecurring [page 682]</a>
May 19, 2023		
Changed	We added a note to discourage you from using the experimental OData Catalog Service and choose other ways to generate OData metadata.	<a href="#">OData Service Catalog [page 48]</a>
April 21, 2023		

Type of Change	Description	More Info
Changed	We merged all OData v2 API guides.	
New	Added information about the Holiday-PlannedWorkingTimeDetermination API	<a href="#">HolidayPlannedWorkingTimeDetermination [page 1253]</a>
New	There's a new to-do category: 79 CDP_MENTORING_MENTOR_REQUEST_APPROVAL.	<a href="#">List of To-Do Categories [page 357]</a> <a href="#">Where To-Do Tasks Are Shown [page 373]</a>
Added	Added where Offboarding, Complete Form I-9, and Complete E-Verify tasks are shown.	<a href="#">Where To-Do Tasks Are Shown [page 373]</a>
Added	Added information about the getUserRolesByUserId function import.	<a href="#">Function Import [page 327]</a>
Changed	The HireDateChange API now has additional operations and use cases.	<a href="#">HireDateChange [page 694]</a>
Added	A new entity used by admins when an Insurance type benefit is created.	<a href="#">InsuranceBenefitDetails [page 1040]</a>
Added	A new entity used to hide or display Insurance specific fields to the user based on configurations made.	<a href="#">InsuranceEnrollmentFieldsConfiguration [page 1043]</a>
New	The boolean type property <code>effectiveLatestChange</code> is now available in <code>EmpCompensation</code> and <code>EmpPayCompRecurring</code> , so we added use cases for the APIs and updated the relevant use case of <code>EmpJob</code> for consistency. We also added a note about this property in the introduction to MCPD entities.	<a href="#">EmpEmployment [page 650]</a> <a href="#">EmpPayCompRecurring [page 685]</a> <a href="#">EmpJob [page 665]</a> <a href="#">Multiple Changes Per Day (MCPD) Entities [page 577]</a>
Changed	We updated the country/region-specific logic for <code>EmpJob</code> , <code>EmpEmployment</code> , and <code>EmpCompensation</code> , and added a recommendation about data model configurations.	<a href="#">Country/Region-Specific Logic for EmpJob, EmpEmployment, and EmpCompensation [page 565]</a>
Changed	The property <code>issueDate</code> is now universally included as part of the composite business key in <code>EmpWorkPermit</code> , so we removed a note about the admin setting to exclude it from the business key.	<a href="#">EmpWorkPermit [page 678]</a>

## 2H 2022

Type of Change	Description	More Info
December 9, 2022		

Type of Change	Description	More Info
Added	We added a note about defining the target population for the <i>Update New Hire Data for the External HRIS</i> permission.	<a href="#">updateFromExternalHrisONB [page 2357]</a>
Added	We added a note about the recommended API to use while creating an onboarding external user record with the information collected from the external Applicant Tracking System (ATS).	<a href="#">createOnboarder [page 2347]</a>
October 28, 2022		
Added	We added three entities <code>PositionEntity</code> , <code>PositionCompetencyMappingEntity</code> , and <code>PositionSkillMappingEntity</code> for Job Profile Builder.	<a href="#">PositionEntity [page 1641]</a> <a href="#">PositionCompetencyMappingEntity [page 1645]</a> <a href="#">PositionSkillMappingEntity [page 1649]</a>
October 21, 2022		
Added	Added two properties <code>offerApprovalId</code> and <code>offerApproverId</code> for the <code>JobOfferApprover</code> entity.	<a href="#">JobOfferApprover [page 2924]</a>
Added	Added two properties <code>skippedStatus</code> and <code>statusComments</code> for the <code>JobApplicationStatusAuditTrail</code> entity.	<a href="#">JobApplicationStatusAuditTrail [page 2835]</a>
Added	Added permission control for the <code>ExternalLearner</code> and the <code>ExternalUser</code> APIs.	<a href="#">Learning and Onboarding Users [page 450]</a> <a href="#">ExternalLearner [page 452]</a> <a href="#">ExternalUser [page 466]</a>
Added	Added use cases for the user entity.	<a href="#">Querying the Gender of a User [page 438]</a> <a href="#">Inserting a Gender of a User [page 439]</a> <a href="#">Upserting an Existing User with Gender [page 440]</a> <a href="#">Querying the General Display Name of a User [page 441]</a> <a href="#">Upserting New Users with General Display Name [page 441]</a> <a href="#">Querying the Pronouns of a User [page 442]</a> <a href="#">Upserting an Existing User with Pronouns [page 443]</a> <a href="#">Querying the Assignment Display Header of a User [page 444]</a> <a href="#">Upserting an Existing User with Assignment Display Header [page 444]</a>

Type of Change	Description	More Info
Added	Added a new navigation property <code>approverNav</code> for the <code>JobOfferApprover</code> entity.	<a href="#">JobOfferApprover [page 2924]</a>
Added	We added the <code>potentialRatingScale</code> and <code>performanceRatingScale</code> entities to the <code>FormPerfPotSummarySection</code> API.	<a href="#">FormPerfPotSummarySection [page 2430]</a>
Changed	Updated the <code>JobOfferApprover</code> properties table to include all the current property names and descriptions.	<a href="#">JobOfferApprover [page 2924]</a>
Changed	We deleted the documentation about the following deprecated APIs for V12 Employee Profile: <code>EPProfileView</code> , <code>EPProfileUserInfoPortlet</code> , and <code>EPProfilePortlet</code> .	
October 14, 2022		
Changed	The <i>Set API login exceptions</i> setting under <i>Password &amp; Policy Settings</i> page now applies to all APIs.	<a href="#">Restricting API Access by IP Addresses or IP Address Ranges [page 14]</a>
Changed	We deprecated the <code>X-SF-Correlation-Id</code> header and replaced it with the <code>x-correlation-id</code> header. We also added new headers <code>successfactors-sourcetype</code> and <code>Server</code> for enhanced API tracing and troubleshooting.	<a href="#">Headers [page 52]</a>
Added	Added a new topic for refreshing OData metadata.	<a href="#">Refreshing Metadata [page 41]</a>
Changed	The location of DC2/DC56 API server is corrected as Eemshaven, The Netherlands.	<a href="#">List of SAP SuccessFactors API Servers [page 7]</a>
New	Added two new country/region-specific entities about the Payment Information Objects API	<a href="#">Payment Information [page 1064]</a> <a href="#">PaymentInformationDetailV3BOL [page 1086]</a> <a href="#">PaymentInformationDetailV3PRY [page 1090]</a>
New	Added a new entity about the localized biographical information API	<a href="#">PerBiographicalInfoLoc&lt;Country/Region&gt; [page 1131]</a>
Changed	Added the description for the new property <code>holidayCategory</code> in <code>HolidayAssignment</code> .	<a href="#">HolidayAssignment [page 1270]</a>
Changed	Updated the content with descriptions about the properties and detailed use cases for Fund	<a href="#">FundGO [page 729]</a>



Type of Change	Description	More Info
Changed	Updated the content with descriptions about the properties and detailed use cases for Fund Center	<a href="#">FundCenterGO [page 734]</a>
Changed	Updated the content with descriptions about the properties and detailed use cases for Grant	<a href="#">GrantGO [page 740]</a>
Changed	Updated the content with descriptions about the properties and detailed use cases for Budget Period	<a href="#">BudgetPeriodGO [page 745]</a>
Changed	Updated the content with descriptions about the properties and detailed use cases for Functional Area.	<a href="#">FunctionalAreaGO [page 751]</a>
New	Added information about the Project Controlling Object API	<a href="#">ProjectControllingObject [page 757]</a>
Added	Added the description for the new property <code>employmentId</code> in <code>EmpEmployment</code> .	<a href="#">EmpEmployment [page 650]</a>
Added	Added information about the new business key property <code>issueDate</code> in <code>EmpWorkPermit</code> .	<a href="#">EmpWorkPermit [page 678]</a> <a href="#">Business Keys [page 585]</a>
Changed	We've changed the visibility of a number of <code>EmployeeTime</code> entities from read-only to editable ( <code>EmployeeTimeDEU</code> , <code>EmployeeTimeCAN</code> , <code>EmployeeTimeUSA</code> , <code>EmployeeTimeMEX</code> , <code>EmployeeTimeAUS</code> , <code>EmployeeTimeNLD</code> , <code>EmployeeTimeCOL</code> , <code>EmployeeTimePOL</code> ).	<a href="#">EmployeeTime&lt;Country/Region&gt; [page 1216]</a>
Changed	Updated the content for enabling multiple nonrecurring pay components with the same user ID, pay component code, and pay date.	<a href="#">EmpPayCompNonRecurring [page 682]</a>
New	Added a new entity about the ACA Reporting Information.	<a href="#">ACAReportingInformation [page 881]</a>
New	Added a new entity about the ACA Reporting Dependent Details.	<a href="#">ACAReportingDependentDetails [page 884]</a>
New	Added a new entity about the Savings Account USA.	<a href="#">SavingsAccountUSA [page 1060]</a>
New	Added a new entity about the Savings Account Deduction Details.	<a href="#">SavingsAccountDeductionDetails [page 1056]</a>
New	Added a new entity about the Savings Account Benefit Details.	<a href="#">SavingsAccountBenefitDetails [page 1054]</a>
New	Added a new entity about the Savings Account Tier Configuration.	<a href="#">SavingsAccountTierConfiguration [page 1058]</a>
New	Added a new entity about the Benefit Enrollment Process Configuration.	<a href="#">BenefitEnrollmentProcessConfiguration [page 930]</a>



Type of Change	Description	More Info
New	Added a new entity about the Benefit Enrollment Process Screen Template.	<a href="#">BenefitEnrollmentProcessScreenTemplate [page 933]</a>
New	Added a new entity about the Configure Benefits Group For Enrollment Process.	<a href="#">ConfigureBenefitsGroupforEnrollmentProcess [page 1022]</a>
New	Added a new entity about the Configure Benefit Insurance Plan UK.	<a href="#">BenefitInsurancePlanUK [page 960]</a>

# Important Disclaimers and Legal Information

## Hyperlinks

Some links are classified by an icon and/or a mouseover text. These links provide additional information.

About the icons:

- Links with the icon : You are entering a Web site that is not hosted by SAP. By using such links, you agree (unless expressly stated otherwise in your agreements with SAP) to this:
  - The content of the linked-to site is not SAP documentation. You may not infer any product claims against SAP based on this information.
  - SAP does not agree or disagree with the content on the linked-to site, nor does SAP warrant the availability and correctness. SAP shall not be liable for any damages caused by the use of such content unless damages have been caused by SAP's gross negligence or willful misconduct.
- Links with the icon : You are leaving the documentation for that particular SAP product or service and are entering an SAP-hosted Web site. By using such links, you agree that (unless expressly stated otherwise in your agreements with SAP) you may not infer any product claims against SAP based on this information.

## Videos Hosted on External Platforms

Some videos may point to third-party video hosting platforms. SAP cannot guarantee the future availability of videos stored on these platforms. Furthermore, any advertisements or other content hosted on these platforms (for example, suggested videos or by navigating to other videos hosted on the same site), are not within the control or responsibility of SAP.

## Beta and Other Experimental Features

Experimental features are not part of the officially delivered scope that SAP guarantees for future releases. This means that experimental features may be changed by SAP at any time for any reason without notice. Experimental features are not for productive use. You may not demonstrate, test, examine, evaluate or otherwise use the experimental features in a live operating environment or with data that has not been sufficiently backed up.

The purpose of experimental features is to get feedback early on, allowing customers and partners to influence the future product accordingly. By providing your feedback (e.g. in the SAP Community), you accept that intellectual property rights of the contributions or derivative works shall remain the exclusive property of SAP.

## Example Code

Any software coding and/or code snippets are examples. They are not for productive use. The example code is only intended to better explain and visualize the syntax and phrasing rules. SAP does not warrant the correctness and completeness of the example code. SAP shall not be liable for errors or damages caused by the use of example code unless damages have been caused by SAP's gross negligence or willful misconduct.

## Bias-Free Language

SAP supports a culture of diversity and inclusion. Whenever possible, we use unbiased language in our documentation to refer to people of all cultures, ethnicities, genders, and abilities.

© 2024 SAP SE or an SAP affiliate company. All rights reserved.

No part of this publication may be reproduced or transmitted in any form or for any purpose without the express permission of SAP SE or an SAP affiliate company. The information contained herein may be changed without prior notice.

Some software products marketed by SAP SE and its distributors contain proprietary software components of other software vendors. National product specifications may vary.

These materials are provided by SAP SE or an SAP affiliate company for informational purposes only, without representation or warranty of any kind, and SAP or its affiliated companies shall not be liable for errors or omissions with respect to the materials. The only warranties for SAP or SAP affiliate company products and services are those that are set forth in the express warranty statements accompanying such products and services, if any. Nothing herein should be construed as constituting an additional warranty.

SAP and other SAP products and services mentioned herein as well as their respective logos are trademarks or registered trademarks of SAP SE (or an SAP affiliate company) in Germany and other countries. All other product and service names mentioned are the trademarks of their respective companies.

Please see <https://www.sap.com/about/legal/trademark.html> for additional trademark information and notices.