



Home Learning (13.7.20)


Reception

Achieve Believe Care

Mrs Trimmer, Mrs Gill and I hope that you have enjoyed all of the stories so far, there is just 1 more to go and then that's the Summer term complete!

As always, start your day with 'Wake up Shake up' (see link) and then have a go at the themed activities we have set for you to complete at home!


Your final weeks theme will be the story of
'Spinderella'




JULIA DONALDSON • SEBASTIEN BRAUN

Spinderella

The children of Scuttleton Primary School were eating their dinner – fish fingers, potatoes and peas.



High up above them the spiders of Scuttleton Primary School were eating their dinner - flies, flies and flies.



"How many flies have we got today, Mum?" asked Spinderella, the smallest spider.

"Lots," said Mum.

"Loads," said her brothers and sisters.

"That's not a number," complained Spinderella.


"Never mind about numbers. Eat up your flies," said Mum.

After dinner the children went out to play football.



The spiders swung down to watch.
"What a tackle!" they cried, and, "Yippee!"
The children scored goal after goal.





"How many goals is that, Mum?"
asked Spinderella.


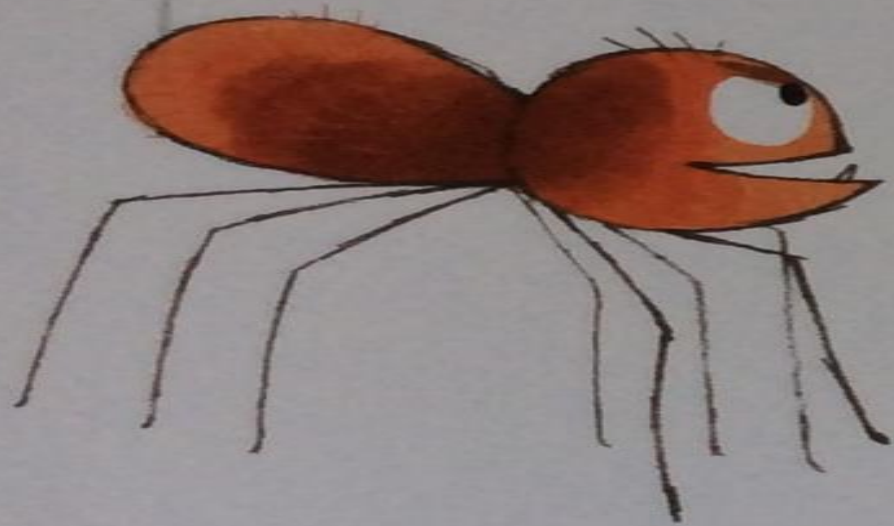
"Lots," said Mum.

"Loads!" said her brothers and sisters.
Spinderella sighed. "What a family!
How will I ever learn about numbers?"

When the children had gone home, Spinderella said, "Why don't we play football?"



"Don't be silly," said her biggest brother, Speedy.



"We haven't got a ball," said her second biggest brother, Scrabble.

"I can see a pea on the floor," said Spinderella. "We can use that."



Mum chose Speedy and Scrabble as the captains of each team. Nearly all the spiders decided to join Speedy's team because he was the fastest runner.



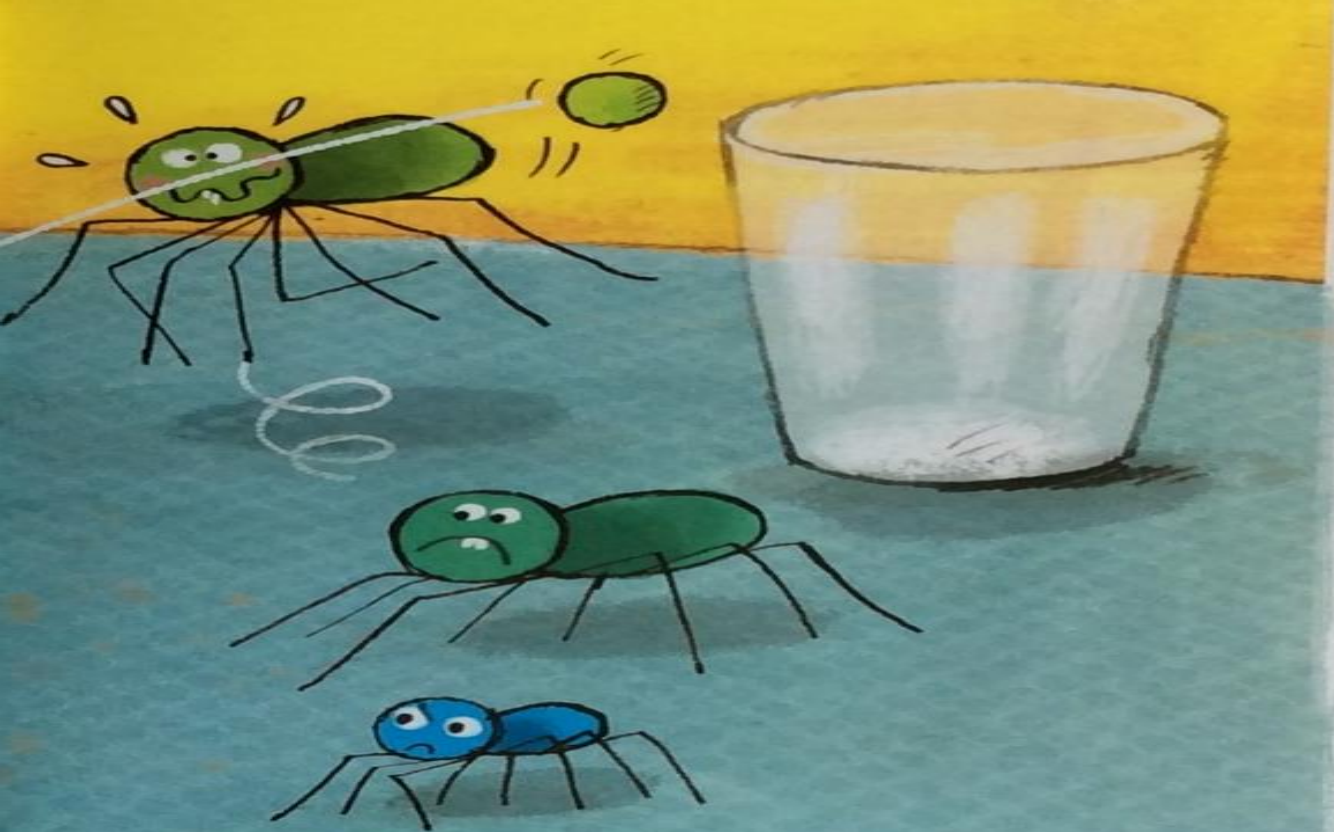
Speedy's team scored all the goals.

"It's not fair!" the spiders on Scrabble's team shouted.





"Yes it is. You're just jealous!"
shouted the spiders on
Speedy's team.





To make things worse,
the spiders hurt their
legs kicking the pea.



Before long they were all
quarrelling, moaning, and kicking
each other instead of the pea.
Mum had to blow her whistle.


"How many spiders should we have in each team, Mum?"
asked Spinderella.

"Er . . . lots," said Mum.

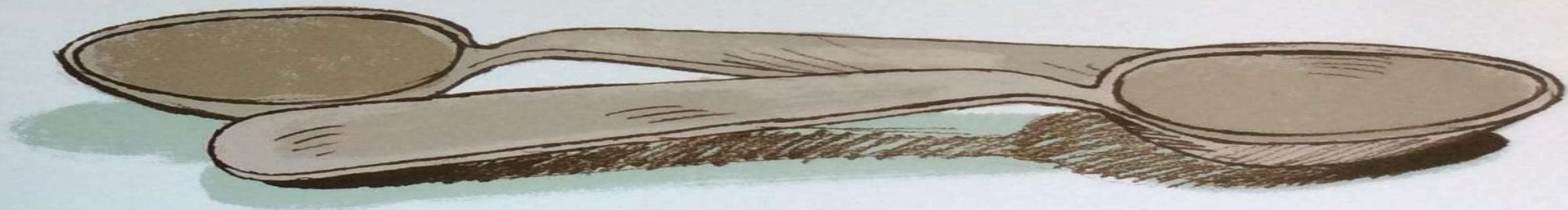

"Loads," said her brothers and sisters.

"I think both teams should have the same number," said Spinderella.
But her brothers and sisters all turned on her.

"Down with numbers!" they yelled.




Next morning, Spinderella woke early.
She felt sad. "I wish I could learn about
numbers!" she sighed.



"And so you shall!"
came a loud voice.

Spinderella spun round and saw
an enormous hairy spider.



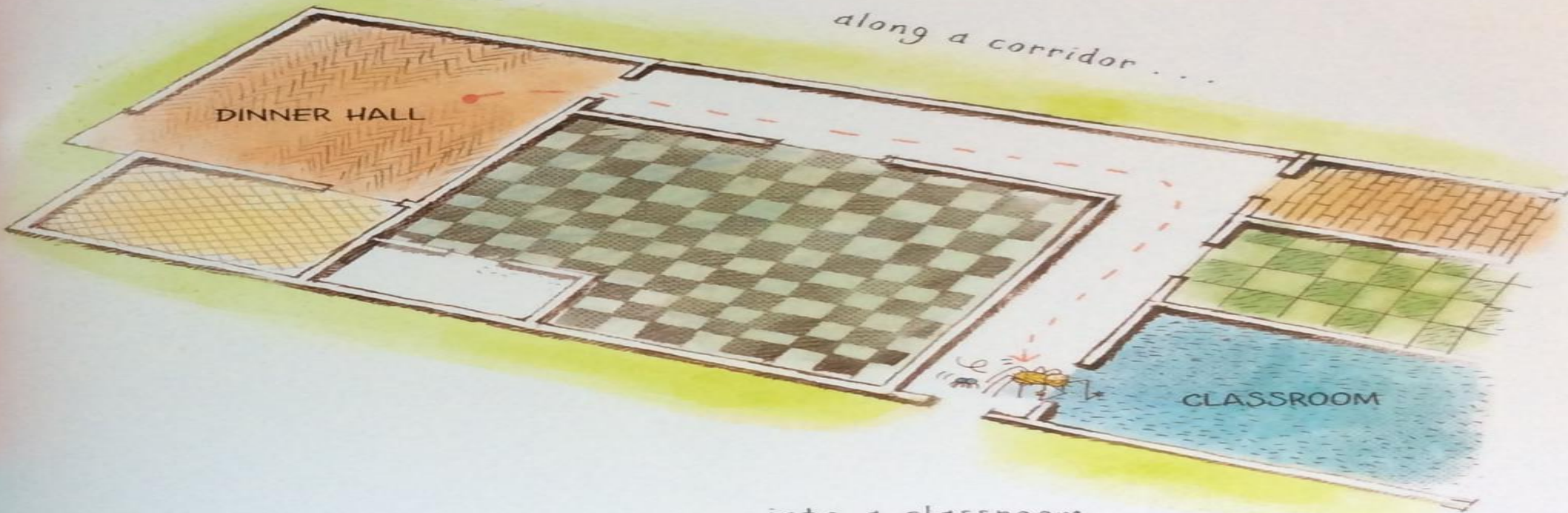
"Who are you?" asked Spinderella.

"I am your Hairy Godmother," said the enormous spider. "Follow me!"

Spinderella scuttled after her . . .

out of the dinner hall . . .

along a corridor . . .



into a classroom . . .

... and up to the ceiling.
Spinderella looked down and saw a teacher come
into the classroom with a pile of football bibs.
"Keep your eyes and ears open!" said the Hairy Godmother,
and in a flash she was gone.






"Now, I want you to count yourselves," said the teacher. "There should be twenty of you, but let's check."




Then came the most wonderful sound. The children took turns to shout out a number, from one to twenty. Spinderella swung joyfully backwards and forwards in time to the counting.

The teacher gave out the football bibs.
"Put them on and find the others with
the same colour," he said.


Soon there were two groups of children.
"How many in each team?" asked the teacher.
The children counted again.
"Ten reds," said a girl in red.



"Ten blues," said a boy in blue.
"The same number!" shouted
Spinderella. She was so excited
that she let go of her thread.




"Look! A spider! Squash it!"
screamed someone.
Spinderella froze in terror.



"Let's put it out of the window,"
said the teacher, and he did.





Suddenly Spinderella was outside. "I'm lost!" she wailed. "I'll never see my mum again."

But then she turned round and spotted two football goals.
"I know where I am now!" she said.




She scuttled round the outside of the school
in through the open window of the dinner hall



... and up to the web.

"Hello, Mum! I can count up to twenty!" she said.

"Never mind about that. Eat up your flies," said Mum.



"I'm going to count them first," said Spinderella, and she did. "I've got fourteen flies!" she told her brothers and sisters.

"So what?" they said. "Down with numbers! Up with flies and football!"




That night the spiders decided to play football again. "Mum," said Spinderella, "I've been counting. There are ten of us, so we need five spiders on each side." Some of the spiders muttered, "Down with numbers!" but Mum shut them up.




Spinderella sorted them into two teams of five. She was in Scrabble's team and she also helped Mum to keep the score.

This time no one quarrelled or kicked each other, and at half-time each team had scored three goals.



But still the spiders kept hurting their spindly legs kicking the pea. "I wish we had some football boots!" sighed Spinderella.

"And so you shall!" came a voice.
It was the Hairy Godmother again!
"How many boots do you each need?" she asked.



"Lots," said Mum.
"Loads," said Spinderella's
brothers and sisters.

"That's not good enough,"
said the Hairy Godmother.
"I need to have a number."

"Eight!" shouted Spinderella.
"We've each got eight legs,
so we each need eight boots."
"Done!" said the Hairy Godmother.



There was a flash, and there on
the floor were ten little piles of
boots. Each pile had eight boots
in it. The spiders put them on
and laced them up.




Then they had a wonderful second half. They scored goal after goal. The Hairy Godmother clapped and clapped.




With only a minute left to go, each team had scored eight goals. "It's going to be a draw," muttered Spinderella.

But just then the ball came her way
and she gave it an almighty kick.



	Get Moving (approx. 30 mins)	Phonics (approx. 15 mins)	Reading (approx. 15 mins)	Kinetic Letters (approx. 10 mins)	Writing (approx. 30 mins)	Number (approx. 30 mins)	Shape, Space and Measure (approx. 30 mins)	Other areas... (approx. 30 mins)
Mon	Choose to repeat a Joe Wicks, have a go at Supermovers or if you fancy something a little less fast paced, try Cosmic Kids.	https://www.youtube.com/watch?v=6yjd2gqw_bU Lesson 16 Reception: Continue to practise your phonics with the help of this video.	Share this week's story of 'Spinderella' by Julia Donaldson.	Learn the formation using your kinetic letter resource packs of the capital letter 'S' - see slide 32.	Thinking about the story, if you had a 'Hairy Godmother' what would you wish for? Write 3 wishes.	https://www.youtube.com/watch?v=EemjeA2Djjw Listen to the song above, practise counting in 5s. Either yourself or ask a grown up to make you some flash cards- 0, 5, 10, 15, 20, 25...etc, all the way to 100. Mix the flashcards up, can you place them in the correct order, using your knowledge of counting in 5s. When they are laid out, close your eyes and ask a grown up to take some away- can you use the numbers either side as well as your knowledge of counting in 5s to work out which numbers are missing. Practising this will help you with tomorrows task ☺		It is time to make the next page of your 'Fact File' all about bugs. This week I would like you to make a fact file page on a ...spider. Take a look at slide 36, you can print this slide or create your own using similar headings..now is the time to become a 'bug explorer'. Take a look in your garden, see if you can see a worm. Don't worry if you cant find one, google a picture of a ladybird or look at the spider in the story. Fill in the observation sheet and add it to the one from last week. Your fact file is now complete! Well done!
Tues	Choose to repeat a Joe Wicks, have a go at Supermovers or if you fancy something a little less fast paced, try Cosmic Kids.	https://www.youtube.com/watch?v=4KnggnLIy00 Lesson 17 Reception: Continue to practise your phonics with the help of this video.	Choose a book from the e-library on Oxford Owl, with help from your parents- selecting your age band etc (see link). Have a go at using your phonics to read the online book. Just like your school book you can keep going with this book until you are confident with it and can read it fluently. When you are and feel ready, you can choose another.	Learn the formation using your kinetic letter resource packs of the capital letter 'G' - see slide 32.	Describe the Hairy Godmother. Write about what she looks like and what she does for Spinderella in the story. 	https://www.youtube.com/watch?v=EemjeA2Djjw Listen to the song above, continue to practise counting in 5s- complete the sheet on slide 37, either print and fill in the missing numbers or verbally complete by discussing which numbers are missing and are needed to complete the pattern.		Have a look at slide 35, can you follow the instructions to create/weave a paper plate spider web. Maybe you could make a spider to go inside the web that you have made too!

	Get Moving (approx. 30 mins)	Phonics (approx. 15 mins)	Reading (approx. 15 mins)	Kinetic Letters (approx. 10 mins)	Writing (approx. 30 mins)	Number (approx. 30 mins)	Shape, Space and Measure (approx. 30 mins)	Other areas... (approx. 30 mins)
Wed	Choose to repeat a Joe Wicks, have a go at Supermovers or if you fancy something a little less fast paced, try Cosmic Kids.	https://www.youtube.com/watch?v=8DEZnGT9I-U Lesson 18 Reception: Continue to practise your phonics with the help of this video.	Choose a book from the e-library on Oxford Owl, with help from your parents- selecting your age band etc (see link). Have a go at using your phonics to read the online book. Just like your school book you can keep going with this book until you are confident with it and can read it fluently. When you are and feel ready, you can choose another.	Learn the formation using your kinetic letter resource packs of the capital letter 'Q'- see slide 32.	Write some rules for the football game. Think about how many players and what equipment you would need. Write 1 rule that tells you what you can do and 1 rule that tells you what you can't do. 	A spider has 8 legs. How many different ways can you put the legs on a spider body? Draw a spider body, you might want to add some eyes and a smile as this spider is friendly. Then cut out 8 strips (these will represent the spiders legs). Explore all the different ways to make 8. How many legs will go on each side? Each time you find a new way to make 8 record as a number sentence. If you would prefer, you can print the sheet on slide 40.		Have a go at making your own spider biscuits, see slide 33. Can you follow the instructions to make chocolate spider biscuits? They look very yummy!
Thurs	Choose to repeat a Joe Wicks, have a go at Supermovers or if you fancy something a little less fast paced, try Cosmic Kids.	https://www.youtube.com/watch?v=9W4WiN3NeF4 Lesson 19 Reception: Continue to practise your phonics with the help of this video.	Choose a book from the e-library on Oxford Owl, with help from your parents- selecting your age band etc (see link). Have a go at using your phonics to read the online book. Just like your school book you can keep going with this book until you are confident with it and can read it fluently. When you are and feel ready, you can choose another.	Learn the formation using your kinetic letter resource packs of the capital letter 'D'- see slide 32.	Read the rhyme Incy Wincy Spider. Listen carefully and find the words that rhyme. Make a list of words that rhyme with 'rain'. Choose a word off your list and use it to write a sentence. Have another go at writing a sentence, using another word from your list.		Look at slide 38. Can you continue you the patterns that have been started for you? You can print this slide and draw pictures in the boxes to show the repeating pattern. If you cannot print it, talk to a grown up, what do you think would come next to make the pattern complete.	See slide 35, have a go at creating your own spider craft this afternoon!
Fri	<p>Today is the last day of term, which means only one thing...</p> <p>..IT IS FUN FRIDAY!!!!</p> <p>We think you deserve a rest after all your super hard work at home this term, so today there is no home learning set for you, please have fun at home, make dens, bake a cake or make a frozen ice lolly, go on an adventure, get creative, get messy but most of all HAVE FUN!!!</p>							



CAPITALS

I L E F H T

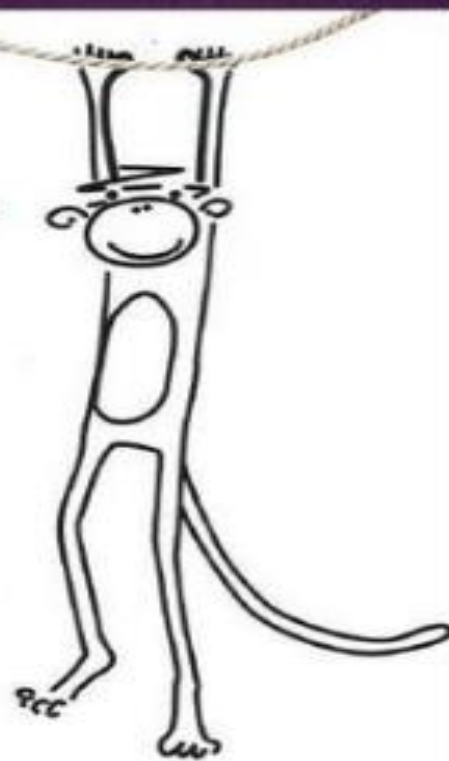
Straight lines
group.

C O S G Q

Curved lines
group.

D P B R J U

Lines with
curves group.



All made
by
Bounce.



Ingredients

200g dark or milk chocolate, broken into chunks.

Liquorice Catherine wheels or strawberry laces.

2 x 154g packs Oreo cookies
white and black icing pens.

Method

Melt the chocolate in a heatproof bowl over a pan of barely simmering water. Once melted, turn off the heat and leave the chocolate in the bowl to keep warm while you assemble the spiders.

Unroll some of the liquorice wheels and cut into 2-3cm lengths to use as the Chocolate spiders' legs.

Splodge a small tsp of chocolate onto half of the cookies. Arrange eight liquorice legs on top, then sandwich with another cookie.

Spread some more chocolate on top of the second cookie to cover, then put somewhere cool to set.

Use the icing pens to add eyes, by first blobbing two big dots of white icing on each, topped with two smaller dots of black icing.

Paper plate spider web craft

You will need:

A paper plate
Black paint
String or wool
Hole punch

Instructions:

Paint the back of the plate black and leave to dry, then cut out the middle of the plate. Punch holes evenly all around the edge.

Cut a length of wool. Tie to one of the holes and then weave through others to make a pattern.

When you are close to the end, tie to a hole and cut off the excess. Tie on a new piece of wool and repeat until you are happy with your web. It is easier to use several smaller pieces of wool so the ends will not fray.



Spider crafts...





Observation Form



Scientists Name: _____

Draw a picture of the minibeast:

How many legs? _____

_____.

How many wings can you see? _____

_____.




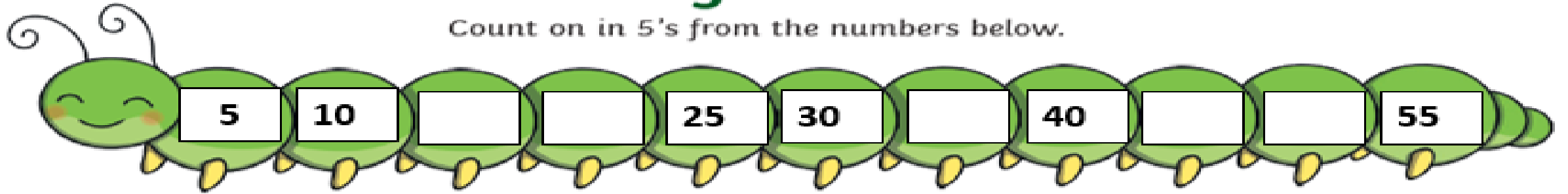
What colours can you see? _____

_____.



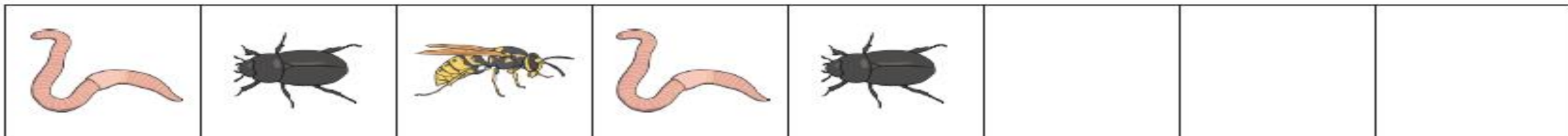
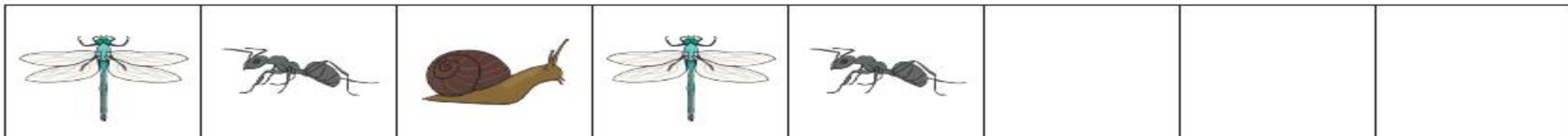
The minibeast is a _____.

Counting On - In 5's












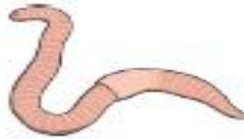


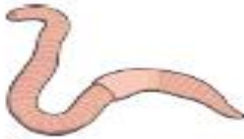

















Count on in 5's from the numbers below.









Minibeasts Complete the Pattern



Minibeasts Complete the Pattern



Useful links...

<https://www.youtube.com/watch?v=1gUbdNbu6ak> Wake up Shake up!

<https://www.youtube.com/watch?v=1Qpn2839Kro> Jolly Phonics A-Z

<https://www.youtube.com/watch?v=W8Jp5MutVIQ> Jolly Phonics phase 3

<https://www.youtube.com/watch?v=TvMyssfAUx0> Tricky words phase 2

<https://www.youtube.com/watch?v=R087lYrRpgY> Tricky words phase 3

<https://www.bbc.co.uk/teach/super movers/just-for-fun-collection/z7tymfr> Super movers

<https://home.oxfordowl.co.uk/books/free-ebooks/> Oxford Owl

Mrs Trimmer, Mrs Gill and I cannot express how proud of each and every one of you we are! It has been a very strange Summer term and one that we do not think we will be forgetting any time soon.

We have missed greeting you every day and spending time with you in school, teaching you and sharing your first chapter of Howley Grange with you. From all of your observations and knowing each and every one of you however, we know you will have continued to work hard, smile and have fun while at home during this period. We cannot thank you enough for being the superstars that you have been this year.

Take care, stay safe and have an **AMAZING SUMMER!**

Miss Holden, Mrs Trimmer and Mrs Gill.