

Liebherr commercial appliances can be found at specialist retailers where providing first-class service and expert advice is their top priority.

You can find an overview of all Liebherr appliances in our catalogues. Available in stores or on home.liebherr.com.

Refrigerators and freezers Professional use 2019

Quality, Design and Innovation



Smart communication on all fronts



Discover the world of Liebherr-Appliances with the latest interesting news, stories, valuable tips and tricks on food storage, recipes and lots more besides!



WineGuide App
A brief overview of Bordeaux wines and their producers, plus storage information.



The Liebherr-Hausgeräte YouTube channel provides interesting and helpful films showing you the functions of Liebherr refrigerators and freezers.



Click the link to directly access our social media channels:
socialmedia.home.liebherr.com



Find out which app is available for which operating system (Apple, Android etc.), and which device type.
apps.home.liebherr.com



Learn all about our current social media channels.
socialmedia.home.liebherr.com

Subject to modification. Current data see home.liebherr.com.
Printed in Germany by Eberl Print. 7900787-00/2.7/2.2019



Contents



Refrigerators and freezers for catering, hotels and restaurants _____ 14



Refrigerators and freezers for bakeries and patisseries _____ 52



Refrigerators for the beverage industry _____ 66



Freezers for the frozen food and ice cream industry _____ 98



The perfect climate for fine wines _____ 122

Quality, Design and Innovation _____	05
The Liebherr Group _____	06
Save energy and act sustainably _____	08
Energy efficiency at a glance _____	09
Worldwide comprehensive service - long-term availability of spare parts _____	10
Verified quality for the highest professional standards _____	11
Good reasons to choose Liebherr _____	12
Refrigerators and freezers for catering, hotels and restaurants _____	14
Refrigerators and freezers GN 2/1 with fan-assisted cooling and stainless steel inner liner _____	16
Refrigerators and freezers GN 2/1 with fan-assisted cooling and polystyrol inner liner _____	26
Under-worktop refrigerators and freezers _____	40
Accessories _____	48
Refrigerators and freezers for bakeries and patisseries _____	52
Refrigerators and freezers for bakery trays with fan-assisted cooling and stainless steel inner liner _____	54
Refrigerators and freezers for bakery trays with polystyrol inner liner _____	60
Accessories _____	64
Refrigerators for the beverage industry _____	66
Display refrigerators with fan-assisted cooling _____	70
Refrigerators with glass doors _____	76
Refrigerators with solid doors _____	82
Chest coolers with static cooling _____	92
Accessories _____	96
Freezers for the frozen food and ice cream industry _____	98
Chest freezers _____	102
Freezers for sales promotion with fan-assisted cooling _____	116
Accessories _____	120
The perfect climate for fine wines _____	122
Multi-temperature wine cabinets Vinidor _____	128
Wine storage cabinets GrandCru _____	130
Wine storage cabinets Vinothek _____	132
Multi-temperature wine cabinets Vinothek _____	134
Accessories _____	138



Quality, Design and Innovation

As a specialist for refrigerators and freezers, Liebherr offers an extensive range of robust special appliances for commercial use. The unique quality, timeless design and innovation that characterise our products are expressions of our many years of experience in the manufacture of modern refrigerators. Every day, Liebherr appliances allow our customers to experience and benefit from the expertise we have developed over decades in the commercial field.

Quality

For more than 60 years, the name Liebherr has stood for high-quality and innovative refrigerators and freezers. Our focus, from the product conception to development and production through to marketing, is on offering innovative top-quality products. In the process, we consistently implement new product ideas for the perfect and safe storage of foods and of sensitive samples, medication or research materials in laboratory use. We are familiar with the specific requirements and know what is needed to ensure that you can rely on your professional refrigerator one hundred percent, 24 hours a day, and 365 days a year. We conduct checks as early as the development stage to ensure that all refrigeration, mechanical and electronic components function dependably and over the long term, and we also make sure that optimal operability and operational reliability of appliances is guaranteed. For example, in the quality test, door hinges must complete at least 100,000 opening cycles - equivalent to usage of over 15 years. A visual inspection of processing quality also occurs. This helps us to ensure the optimal compatibility of all components with one another: for maximum functionality and efficiency.

Design

Liebherr appliances for professional use are characterised by a specific combination of aesthetics and functionality. With their elegant and timeless design, the refrigerators and freezers meet the highest aesthetic standards. The high-quality look of our commercial appliances shows itself in many details: from stainless steel processing to a selection of high-quality materials and to the interior features. Thanks to their consistent design, our professional appliances can be easily combined and also really catch the eye.

Innovation

The constant development of our high-quality products is particularly important to us. That is why all Liebherr production sites have development centres with modern equipment and highly qualified employees. We invest in research and development because only then can we truly offer our customers top quality in the long term, while simultaneously meeting our own high standards. Our aim is to be "best in class" in every aspect. Innovations, whether in refrigeration technology, convenience or safety, have always been an important and supporting pillar in our history and will remain so in future as well. With great dedication and passion we work hard to incorporate innovations into our appliances in order to set new standards in the field of professional refrigerators and freezers. Last but not least, our appliances for commercial use are highly efficient thanks to state-of-the-art electronics combined with optimised cooling circuits, so they make a considerable contribution towards economic and ecological sustainability.

The Liebherr Group



Material Handling



Mining



Mobile Construction Cranes



Tower Cranes



Concrete Technology



Maritime Cranes



Aerospace & Transportation Systems



Machine Tools and Automation Systems



Components



Hotels



Refrigeration & Freezing

The Liebherr Group was established in 1949 by Dr Hans Liebherr. In a company history spanning more than 65 years, the Liebherr family business has demonstrated stability and reliability. Liebherr is one of the biggest manufacturers of construction equipment and is also successfully active in many other industries. The Group has a decentralised organisation with more than 44,000 employees worldwide and is divided into independently operating business units.

The Group now covers eleven product divisions: earth moving, mining, vehicle cranes, tower cranes, concrete technology, maritime cranes, aerospace and traffic technology, machine tools and automation systems, domestic appliances, components and hotels with more than 130 companies on all continents. The holding company of the Group is Liebherr-International AG in Bulle / Switzerland, all of whose shareholders are members of the Liebherr family.

The Domestic Appliances division was established at the Ochsenhausen site in 1954 and has for many years played an important role in the development of the Group. For more than 60 years Liebherr-Hausgeräte has been a premium manufacturer of innovative refrigerators and freezers for private households and for commercial use; with annual production exceeding 2.2 million appliances, we are one of the leading European suppliers of refrigerators. The five production sites in Ochsenhausen (Germany), Lienz (Austria), Radinovo (Bulgaria), Kluang (Malaysia) and Aurangabad (India) form a manufacturing network for refrigerators and freezers that meets the most modern of standards. Liebherr-Hausgeräte is active around the world: with an extensive network network of sales companies and offices in Bulgaria, Germany, the United Kingdom, Austria, Canada, Malaysia, Russia, Switzerland, Singapore, South Africa and the USA, the specialist in refrigeration and freezing ensures that customers receive competent advice and that professional service and maintenance work is provided on site.



Save energy and act sustainably

As a family business operating globally, Liebherr bears great responsibility towards society, the environment, customers, employees and suppliers. Going beyond regulations and legislation, the environmental effects of products and production sites are reduced and kept to a minimum. This is why a responsible and sustainable approach to energy is especially important to Liebherr in all development processes.

Energy efficiency has always been a central issue for Liebherr, and it has a decisive effect even during the design of refrigerators and freezers for professional use. High-quality components allow the appliances to provide excellent cooling. Tailored for professional use, these components also help lower electricity costs. With our products, the concept of protecting the environment is taken into account throughout the life cycle. Liebherr was the first company to convert its entire range of professional refrigerators and freezers to CFC-free and HFC-free refrigerants. Since then we have been using the natural and environmentally friendly refrigerants R 290 and R 600a. In combination with powerful compressors and modern cooling components, they ensure that our appliances for professional use are particularly energy-efficient and economical.

The plastics we use are all labelled for optimum recycling, and our production processes are also arranged for efficient resource use. Throughout the entire production process, any generated heat is recovered as heating energy. At an early stage, suppliers and service providers are integrated into the current quality and sustainability standards. Our integrated management system serves to fulfil these requirements and to achieve the objectives sought. Its effectiveness is regularly checked by audits. All Liebherr production sites are certified according to the international standards for quality ISO 9001 and environmental management ISO 14001.



Energy efficiency at a glance

Framework

On 1 July 2016, in order to reduce energy consumption in the European Union and promote the sale of energy-efficient appliances, the European Commission issued Regulations 2015 / 1094 "Energy labelling of professional refrigerated storage cabinets" and 2015 / 1095 "Ecodesign requirements for professional refrigerated storage cabinets". According to these regulations, specific appliances designed

for the storage of food in a commercial environment must in future be labelled with the energy label. The label displays the energy classification in classes A to G, the energy consumption in kWh / year, the usable volume in litres and the climate class for which the appliance was designed. Appliances excluded from this labelling requirement are, among others, static appliances, refrigerator-freezers, chest freezers and appliances for immediate food sales.

Measurements

Approved climate classes

Climate class 3 (light-duty cabinet):

Ambient temperatures from + 10 °C / + 16 °C to + 25 °C, 60% relative humidity

Climate class 4:

Ambient temperatures from + 10 °C / + 16 °C to + 30 °C, 55% relative humidity

Climate class 5 (heavy-duty cabinet):

Ambient temperatures from + 10 °C / + 16 °C to + 40 °C, 40% relative humidity

The climate class specified on the energy label represents the maximum ambient temperature at the set-up location of the appliance. The storage temperatures required for food storage are maintained at this temperature.

Energy consumption / usable volume

The energy consumption of all affected appliances, regardless of the specified climate class, is measured at climate class 4 (+ 30 °C / 55% rH).

Energy consumption measurements are subject to standard EN 16825 as well as Regulation 2015 / 1094 / EU. The usable volume is determined according to the standard EN 16825.

Energy Label

Valid from 1 July 2016 (A to G)

Supplier's model identifier

Supplier's name or trade mark

Energy efficiency class

Energy consumption in 365 days

Climate class (3, 4 or 5)

Net volume freezing

Net volume chilling

The energy label will be extended to energy efficiency class A+++ on 1 July 2019.

Worldwide comprehensive service – long-term availability of spare parts

Liebherr service is characterised by a strong customer focus. The main aim is to ensure customer satisfaction through fast processing. The worldwide Liebherr customer service network provides competent experts on all matters relating to service – via email, phone or mail.

As a manufacturer of high-quality fridges and freezers for professional use, we want to live up to our standard of being a competent and reliable partner, and when it comes to servicing and customer service as well. That is what Liebherr customers expect from us, and we want to justify it with our performance. All incoming questions, whether asked in writing or in person, are recorded in our customer database and processed quickly by our customer service employees, who are highly qualified master craftsmen and technicians. We always aim to offer our customers the best possible solution.




Liebherr stands for reliability and durability. That is why we use only the highest quality materials and components in production. Every appliance is tested intensively for quality and functionality, even during the production process. We are always working to develop our appliances, optimise all components and process them properly to the last detail, so we can guarantee the proverbial Liebherr quality with the long durability of our appliances. And if you should still need a spare part for our appliances with their essentially maintenance-free design, you can rely on our service at all times. We provide only original Liebherr spare parts – in most cases for up to ten years after the appliance was purchased even.

Verified quality for the highest professional standards

A great deal of know-how, development work and love of detail is invested in every single Liebherr appliance. Before an appliance goes into series production, engineers have completed months of research and development to ensure that a high quality product is created which meets all the requirements of professional use.

As a premium manufacturer we have something essential in common with our customers: we set the highest possible standards for our appliances and components. The quality of Liebherr appliances is a solid foundation for the high level of trust that customers have in the Liebherr brand. At our production locations, we are working constantly on the further development and optimisation of all appliance components and materials. Our professional appliances and components undergo continuous quality monitoring throughout the entire production process. In order to guarantee these high standards of quality, we subject

all components to extreme loads in extensive and practical testing. In doing so, we ensure that only the highest quality appliances, which fully meet the particular requirements for commercial use, leave our production locations. Our highly-qualified and well-trained employees are also a central factor here. Thanks to their dedication and commitment, Liebherr continues to set high standards and guarantee outstanding quality. No wonder then that customers around the world are impressed by the durability of our fridges and freezers.



Good reasons to choose Liebherr



Highest performance

Liebherr refrigerators and freezers for professional use offer perfect cooling even at high ambient temperatures up to +40 °C (climate class 5). The ultramodern components, powerful and eco-friendly refrigerants and precise control systems are optimally coordinated to withstand demanding practical requirements with many door opening cycles. As a result, product quality and freshness are reliably maintained – and the appliances are always economical.

Low operating costs

With their precise electronics and optimised refrigeration system, Liebherr appliances are very powerful – while consuming very little energy. This is helped by highly efficient insulation, which effectively prevents cold loss. This protects the environment and ensures low electricity and running costs. The high quality guarantees that the appliances have a long life and reliable operation. You can count on Liebherr – in every regard!

Robust quality

Liebherr appliances are specifically designed for intensive professional use and are therefore very robust: The highest quality materials and careful processing down to the very last detail guarantees the special quality of our appliances. Quality is monitored in extensive testing and inspection procedures. The optimal compatibility of all electronic and refrigeration components is ensured in order to guarantee maximum functionality and efficiency – of course, all with an attractive design.

Easy cleaning

Perfect hygiene and easy cleaning play an important role in the professional sector. That is why one of the many features of Liebherr appliances is moulded inner liners with large radii that can be cleaned easily and thoroughly. Height-adjustable grid shelves, for example, make it possible to adapt individually to different packages or products. Depending on the model, robust castors or height-adjustable feet ensure that the surfaces under the appliances can also be easily cleaned.

Design

Powerful technology in an ideal form: In terms of design, it is very important to Liebherr that its appliances radiate aesthetics, elegance and quality. Specially refined materials and shapely structures characterise the unique Liebherr style. Thanks to their consistent design, Liebherr appliances can be easily combined and always catch the eye.

Easy servicing

With a concept that has been thought through in every detail, with high-quality and durable materials, and with components that are almost maintenance-free, professional Liebherr appliances are incredibly easy to service. This ensures that our refrigerators and freezers are particularly easy and convenient to operate in daily use, and therefore perfect for professional use.



Refrigerators and freezers for catering, hotels and restaurants

Exacting standards are demanded of refrigerators and freezers in the restaurant, hotel and catering business. With a Liebherr appliance, you opt for reliable operation, innovative premium quality – and for top design. Liebherr offers all the advantages that matter in professional applications: high-quality components and maximum net capacity, efficient refrigerating capacity, reliable temperature consistency and very easy cleaning. Most of all, Liebherr appliances stand out due to their low power consumption and maximum efficiency. The appliances are designed for integration in a HACCP concept and comply with the requirements for optimum food hygiene. You can rely on Liebherr professional models – 24 hours a day, 365 days a year.

The advantages at a glance



Hinged detachable unit cover panel provides easy access during servicing or **cleaning**. The one-piece unit cover combined with the membrane control panel is designed with effective and time-saving cleaning in mind.

Integrated pressure relief valve for easy opening of the door.

Demand-responsive hot gas defrost system reduces defrost time to approx. 10 minutes and lowers the energy input.

To **increase the net capacity** of the inner liner, functional parts like fans and evaporators are located outside the refrigerator compartment to save space.

Two highly efficient fans reduce the energy consumption and ensure optimum cold air distribution via the Liebherr air ducting system.



The **stainless steel outer housing** made of one-piece side walls with 83 mm insulation is gap-free and, as a result, is very hygienic and easy to clean.



The **moulded liner base** features generously radiused corners for easy cleaning and a water drain for optimum hygiene.



Foot pedal for easy opening of the door if you don't have a hand free.



Precision electronic control systems and the high-quality refrigeration components ensure **maximum energy efficiency**. Visual and audible door alarms alert the user to any excessive rise in temperature and loss of cold air.



In conjunction with highly efficient compressors, the **environmentally friendly refrigerant R 290** is highly effective and energy-efficient.

Serial bus interface and volt-free contact enable networking with central monitoring and alarm systems.

The **moulded Gastronorm 2/1 inner liner** in stainless steel combines a number of advantages but is above all easy to clean with no hidden dirt-traps. Also repositioning shelves or GN containers is now quick and easy.



The **door hinges** are **reversible** without any additional components and allow the appliance to be adapted to the installation site.

The **self-closing door** with an easily exchangeable magnetic seal closes reliably and tightly and prevents unnecessary loss of cold air. The ergonomic, full-length integrated handle ensures particularly convenient opening of the door. All the surfaces with regular hand contact are fully visible and extremely easy to wipe clean.

Height-adjustable feet as standard allow for easy cleaning also underneath the appliance.

GKPV 6590

Top performance for foodservice professionals

The two top ProfiPremiumLine and Profiline ranges offer everything demanding commercial users expect from modern refrigerators and freezers: highly efficient refrigeration components ensure rapid cooling of food with low energy

consumption. The HACCP-compliant electronic control system allows accurate temperature setting. Adjustable shelves and the hygienic moulded liner ensure optimum variability and use of storage space.

Advantage of hot gas defrosting

For minimal temperature change during defrost

30 min
Electric defrosting

10 min
Hot gas defrosting

Energy-efficient hot-gas defrost system.

Defrost less often and faster: the appliances defrost only when required since the controller calculates the defrost cycles based on the compressor run-time. Energy-efficient hot gas reduces the defrost time from approx. 30 to only approx. 10 minutes – with a low rise in temperature in the appliance. Positive for food quality: food items are not exposed to unnecessary temperature fluctuations.



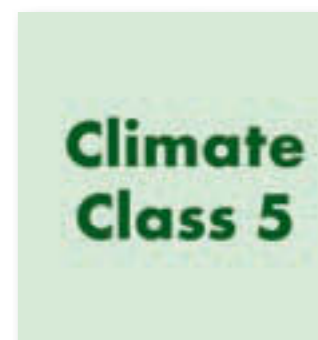
Tough moulded inner liner.

The moulded stainless steel inner liner has integrated ribs as shelf support surfaces. In addition it is corrosion-resistant, hygienic and particularly easy to clean. The shelves have a loading capacity of up to 60 kg – so overloading is almost impossible. Gastronorm containers 2/1 slide directly on the storage ribs. The moulded liner base features generously radiused corners as well as a very practical cleaning drain.



Effective insulation.

The appliances have 83mm insulation in the walls and 60 mm insulation in the door. This supports temperature consistency and ensures constantly low energy consumption. The door and gasket form a very tight-closing design, which prevents the loss of cold air from the interior and eliminates condensation around on the gasket and door frame.



Operating conditions – high climate rating.

Sometimes in the kitchen not only temperaments but also temperatures get very hot. That is why the professional Liebherr appliances are designed for climate rating 5 with high ambient temperatures up to +40°C. They always operate properly and efficiently even in extreme conditions.



Profi PremiumLine electronic control system with integrated temperature logging.

The easy-to-use controller includes a smart energy-saving defrost, defrosting only when and for as long as required. The RS 485 interface enables connection to external temperature logging software. The integrated data logger records and stores the min/max interior temperatures for HACCP-compliance. In case of temperature deviations, caused e.g. by a door that is left open, the controller triggers a visual and audible door alarm, thus protecting your products. The membrane keyboard is tough and easy to clean.



Air ducting system for excellent temperature distribution.

The innovative air ducting system is designed to maintain freshness during food storage: two fans draw the air over the cooling evaporator, then it is directed downwards behind an air deflector. This ensures constant air circulation – and uniform temperature distribution.



Self-closing door.

For convenient loading or product removal, the doors have a 90° dwell position. At less than 60° the doors close automatically – and reliably. To keep your hands free during filling, ProfiPremiumLine appliances can be opened by means of a foot pedal (optionally available also for Profiline). The door seals can be replaced without any tools and the door hinges can easily be reversed.

Pressure relief valve.

Inside refrigerators and freezers a vacuum is built up by air exchange which causes resistance when the door is reopened. The integrated pressure relief valve compensates this vacuum automatically and immediately – the doors remain easy to open.

Environmentally friendly refrigerant.

Only the ecologically safe refrigerant R 290 is used. In conjunction with highly efficient refrigeration components, Liebherr appliances achieve the highest possible degree of environmental friendliness and energy saving.

Easily accessible refrigeration components.

The refrigeration components are integrated in the upper area of the unit, which allows easy access and distinctly increases the net capacity of the interior. The unit cover is simply opened upwards for convenient cleaning or for service operations as required. From an opening angle of 45° it can be unhinged completely.



Refrigerators GN 2/1 with fan-assisted cooling	GK Pv 6590 ProfiPremiumline	GK Pv 1490 ProfiPremiumline	GK Pv 1470 ProfiLine	GK Pv 6570 ProfiLine	GK Pv 6577 ProfiLine
Total gross/net capacity	597/465 litre	1361/1056 litre	1361/1056 litre	597/465 litre	596/464 litre
Exterior dimensions in mm (w/d/h)	700/830/2120	1430/830/2120	1430/830/2120	700/830/2120	700/830/2120
Interior dimensions in mm (w/d/h)	510/650/1550	1236/650/1550	1236/650/1550	510/650/1550	510/650/1550
Energy efficiency class ¹	<A>	<C>	<C>		<C>
Energy consumption in 365 days ²	336 kWh	1084 kWh	1031 kWh	406 kWh	578 kWh
Climate rating	5	5	5	5	5
Ambient temperature range	+10°C to +40°C	+10°C to +40°C	+10°C to +40°C	+10°C to +40°C	+10°C to +40°C
Refrigerant	R 290	R 290	R 290	R 290	R 290
Sound power level	58 dB(A)	58 dB(A)	58 dB(A)	58 dB(A)	60 dB(A)
Connection rating	2.0 A/150 W	2.5 A/250 W	2.5 A/250 W	2.0 A/150 W	2.0 A/150 W
Frequency/voltage	50 Hz/220–240V~	50 Hz/220–240V~	50 Hz/220–240V~	50 Hz/220–240V~	50 Hz/220–240V~
Cooling system/Defrost	forced-air/automatic	forced-air/automatic	forced-air/automatic	forced-air/automatic	forced-air/automatic
Temperature range	-2°C to +15°C	-2°C to +15°C	-2°C to +15°C	-2°C to +15°C	-2°C to +15°C
Gastronorm	GN 2/1, 530 × 650 mm (530 mm wide)	GN 2/1, 530 × 650 mm (530 mm wide)	GN 2/1, 530 × 650 mm (530 mm wide)	GN 2/1, 530 × 650 mm (530 mm wide)	GN 2/1, 530 × 650 mm (530 mm wide)
External cabinet finish	stainless steel	stainless steel	stainless steel	stainless steel	stainless steel
Door/lid material	stainless steel	stainless steel	stainless steel	stainless steel	stainless steel
Internal liner material	304-grade stainless steel	304-grade stainless steel	304-grade stainless steel	304-grade stainless steel	304-grade stainless steel
Type of control	electronic controller	electronic controller	electronic controller	electronic controller	electronic controller
Temperature display	external digital	external digital	external digital	external digital	external digital
Fault: warning signal	visual and audible	visual and audible	visual and audible	visual and audible	visual and audible
Interface/Volt-free alarm contact	RS 485/yes	RS 485/yes	RS 485 optional/-	RS 485 optional/-	RS 485 optional/-
Adjustable shelves	4	8	8	4	4
Shelf material	304-grade stainless steel wire shelves	304-grade stainless steel wire shelves	wire shelves plastic-coated	wire shelves plastic-coated	wire shelves plastic-coated
Shelf loading	60 kg	60 kg	60 kg	60 kg	60 kg
Height of adjustable legs	120–170 mm	120–170 mm	120–170 mm	120–170 mm	120–170 mm
Handle	full-length integrated handle	full-length integrated handle	full-length integrated handle	full-length integrated handle	full-length integrated handle
Foot pedal opener/Lock	yes/fitted	yes/fitted	-/fitted	-/fitted	-/fitted
Self-closing door/Door hinges	yes/right, reversible on site	yes/left hand/right hand	yes/left hand/right hand	yes/right, reversible on site	yes/right, reversible on site
Insulation	83–60 mm	83–60 mm	83–60 mm	83–60 mm	83–60 mm
Gross/net weight	129/113 kg	208/184 kg	208/184 kg	128/112 kg	130/113 kg
Remote condensing unit option R 134a			GK Pv 1470 version 525	GK Pv 6570 version 525	
Accessories					
Stainless steel wire shelf	7112904	7112904	7112904	7112904	7112904
Shelf, plastic-coated	7112908	7112908	7112908	7112908	7112908
U-shaped trayslide, right/left		9001761/9001757	9001761/9001757		
Optional castor set	9590581	9590583	9590583	9590581	9590581
RS 485/RS 232 adapter, data log software	9590387	9590387			
NTC product temperature sensor	9590407	9590407			
Foot pedal opener	9590659	9590639	9590639	9590659	9590659
Side-by-Side set	9901969	9901969	9901969	9901969	
Potential-free alarm output			9592748	9592748	9592748

¹ You can find the full range of efficiency classes at page 9. According to (EU) 2017/1369 6a.
² Measured with light switched off



Refrigerator GN 2/1
with fan-assisted cooling

Total gross/net capacity	597/465 litre
Exterior dimensions in mm (w/d/h)	700/830/2120
Interior dimensions in mm (w/d/h)	510/650/1500
Energy efficiency class ¹	<C>
Energy consumption in 365 days ²	577 kWh
Climate rating	5
Ambient temperature range	+10°C to +40°C
Refrigerant	R 290
Sound power level	58 dB(A)
Connection rating	2.0 A/180 W
Frequency/voltage	50 Hz/220–240V~
Cooling system	forced-air
Defrost	automatic
Temperature range	+1°C to +15°C
Gastronorm	GN 2/1, 530 × 650 mm (530 mm wide)
External cabinet finish	stainless steel
Door/lid material	Glass door with stainless steel frame
Internal liner material	304-grade stainless steel
Type of control	electronic controller
Temperature display	external digital
Interior light	LED lighting, with separate switch
Fault: warning signal	visual and audible
Interface	RS 485 optional
Adjustable shelves	4
Shelf material	wire shelves plastic-coated
Shelf loading	60 kg
Height of adjustable legs	120–170 mm
Handle	full-length integrated handle
Lock	fitted
Self-closing door	yes
Door hinges	right, reversible on site
Insulation	83–60 mm
Gross/net weight	139/123 kg
Accessories	
Stainless steel wire shelf	7112904
Shelf, plastic-coated	7112908
Optional castor set	9590581
Foot pedal opener	9590659
Side-by-Side set	9901969
Potential-free alarm output	9592748

GKpv 6573 ProfiLine

LED

Total gross/net capacity	597/465 litre
Exterior dimensions in mm (w/d/h)	700/830/2120
Interior dimensions in mm (w/d/h)	510/650/1500
Energy efficiency class ¹	<C>
Energy consumption in 365 days ²	577 kWh
Climate rating	5
Ambient temperature range	+10°C to +40°C
Refrigerant	R 290
Sound power level	58 dB(A)
Connection rating	2.0 A/180 W
Frequency/voltage	50 Hz/220–240V~
Cooling system	forced-air
Defrost	automatic
Temperature range	+1°C to +15°C
Gastronorm	GN 2/1, 530 × 650 mm (530 mm wide)
External cabinet finish	stainless steel
Door/lid material	Glass door with stainless steel frame
Internal liner material	304-grade stainless steel
Type of control	electronic controller
Temperature display	external digital
Interior light	LED lighting, with separate switch
Fault: warning signal	visual and audible
Interface	RS 485 optional
Adjustable shelves	4
Shelf material	wire shelves plastic-coated
Shelf loading	60 kg
Height of adjustable legs	120–170 mm
Handle	full-length integrated handle
Lock	fitted
Self-closing door	yes
Door hinges	right, reversible on site
Insulation	83–60 mm
Gross/net weight	139/123 kg
Accessories	
Stainless steel wire shelf	7112904
Shelf, plastic-coated	7112908
Optional castor set	9590581
Foot pedal opener	9590659
Side-by-Side set	9901969
Potential-free alarm output	9592748

¹ You can find the full range of efficiency classes at page 9. According to (EU) 2017/1369 6a.
² Measured with light switched off



Freezers GN 2/1
with fan-assisted cooling

Total gross/net capacity	597/465 litre
Exterior dimensions in mm (w/d/h)	700/830/2120
Interior dimensions in mm (w/d/h)	510/650/1550
Energy efficiency class ¹	
Energy consumption in 365 days	1165 kWh
Climate rating	5
Ambient temperature range	+16°C to +40°C
Refrigerant	R 600a
Sound power level	60 dB(A)
Connection rating	1.5 A/250 W
Frequency/voltage	50 Hz/220–240V~
Cooling system	forced-air
Defrost	automatic
Temperature range	-10°C to -26°C
Gastronorm	GN 2/1, 530 × 650 mm (530 mm wide)
External cabinet finish	stainless steel
Door/lid material	stainless steel
Internal liner material	304-grade stainless steel
Type of control	electronic controller
Temperature display	external digital
Fault: warning signal	visual and audible
Interface/Volt-free alarm contact	RS 485/yes
Adjustable shelves	4
Shelf material	304-grade stainless steel wire shelves
Shelf loading	60 kg
Height of adjustable legs	120–170 mm
Handle	full-length integrated handle
Foot pedal opener/Lock	yes/fitted
Self-closing door	yes
Door hinges	right, reversible on site
Insulation	83–60 mm
Gross/net weight	134/118 kg
Accessories	
Stainless steel wire shelf	7112904
Shelf, plastic-coated	7112908
U-shaped trayslide, right/left	9001761/9001757
Optional castor set	9590581
RS 485/RS 232 adapter, data log software	9590387
NTC product temperature sensor	9590407
Foot pedal opener	9590659
Side-by-Side set	9901969

GGPv 6590 ProfiPremiumline

No Frost

Total gross/net capacity	597/465 litre
Exterior dimensions in mm (w/d/h)	700/830/2120
Interior dimensions in mm (w/d/h)	510/650/1550
Energy efficiency class ¹	
Energy consumption in 365 days	1165 kWh
Climate rating	5
Ambient temperature range	+16°C to +40°C
Refrigerant	R 600a
Sound power level	60 dB(A)
Connection rating	1.5 A/250 W
Frequency/voltage	50 Hz/220–240V~
Cooling system	forced-air
Defrost	automatic
Temperature range	-10°C to -26°C
Gastronorm	GN 2/1, 530 × 650 mm (530 mm wide)
External cabinet finish	stainless steel
Door/lid material	stainless steel
Internal liner material	304-grade stainless steel
Type of control	electronic controller
Temperature display	external digital
Fault: warning signal	visual and audible
Interface/Volt-free alarm contact	RS 485/yes
Adjustable shelves	4
Shelf material	304-grade stainless steel wire shelves
Shelf loading	60 kg
Height of adjustable legs	120–170 mm
Handle	full-length integrated handle
Foot pedal opener/Lock	yes/fitted
Self-closing door	yes
Door hinges	right, reversible on site
Insulation	83–60 mm
Gross/net weight	134/118 kg
Accessories	
Stainless steel wire shelf	7112904
Shelf, plastic-coated	7112908
U-shaped trayslide, right/left	9001761/9001757
Optional castor set	9590581
RS 485/RS 232 adapter, data log software	9590387
NTC product temperature sensor	9590407
Foot pedal opener	9590659
Side-by-Side set	9901969

GGPv 1490 ProfiPremiumline

No Frost

Total gross/net capacity	1361/1056 litre
Exterior dimensions in mm (w/d/h)	1430/830/2120
Interior dimensions in mm (w/d/h)	1236/650/1550
Energy efficiency class ¹	<C>
Energy consumption in 365 days	3287 kWh
Climate rating	5
Ambient temperature range	+10°C to +40°C
Refrigerant	R 290
Sound power level	60 dB(A)
Connection rating	5.0 A/450 W
Frequency/voltage	50 Hz/220–240V~
Cooling system	forced-air
Defrost	automatic
Temperature range	-10°C to -26°C
Gastronorm	GN 2/1, 530 × 650 mm (530 mm wide)
External cabinet finish	stainless steel
Door/lid material	stainless steel
Internal liner material	304-grade stainless steel
Type of control	electronic controller
Temperature display	external digital
Fault: warning signal	visual and audible
Interface/Volt-free alarm contact	RS 485/yes
Adjustable shelves	8
Shelf material	304-grade stainless steel wire shelves
Shelf loading	60 kg
Height of adjustable legs	120–170 mm
Handle	full-length integrated handle
Foot pedal opener/Lock	yes/fitted
Self-closing door	yes
Door hinges	left hand/right hand
Insulation	83–60 mm
Gross/net weight	213/189 kg
Accessories	
Stainless steel wire shelf	7112904
Shelf, plastic-coated	7112908
U-shaped trayslide, right/left	9001761/9001757
Optional castor set	9590583
RS 485/RS 232 adapter, data log software	9590387
NTC product temperature sensor	9590407
Foot pedal opener	9590639
Side-by-Side set	9901969

¹ You can find the full range of efficiency classes at page 9. According to (EU) 2017/1369 6a.



Freezers GN 2/1
with fan-assisted cooling

GGPv 1470 ProfiLine

No Frost

GGPv 6570 ProfiLine

No Frost

GGPv 6577 ProfiLine

No Frost

Total gross/net capacity	1361 / 1056 litre	597 / 465 litre	596 / 464 litre
Exterior dimensions in mm (w/d/h)	1430 / 830 / 2120	700 / 830 / 2120	700 / 830 / 2120
Interior dimensions in mm (w/d/h)	1236 / 650 / 1550	510 / 650 / 1550	510 / 650 / 1550
Energy efficiency class ¹	<C>	<C>	<D>
Energy consumption in 365 days	3333 kWh	1874 kWh	2552 kWh
Climate rating	5	5	5
Ambient temperature range	+10°C to +40°C	+10°C to +40°C	+10°C to +40°C
Refrigerant	R 290	R 290	R 290
Sound power level	60 dB(A)	60 dB(A)	62 dB(A)
Connection rating	4.5 A / 450 W	4.0 A / 300 W	4.0 A / 300 W
Frequency/voltage	50 Hz / 220 – 240V~	50 Hz / 220 – 240V~	50 Hz / 220 – 240V~
Cooling system	forced-air	forced-air	forced-air
Defrost	automatic	automatic	automatic
Temperature range	-10°C to -26°C	-10°C to -26°C	-10°C to -26°C
Gastronorm	GN 2/1, 530 × 650 mm (530 mm wide)	GN 2/1, 530 × 650 mm (530 mm wide)	GN 2/1, 530 × 650 mm (530 mm wide)
External cabinet finish	stainless steel	stainless steel	stainless steel
Door / lid material	stainless steel	stainless steel	stainless steel
Internal liner material	304-grade stainless steel	304-grade stainless steel	304-grade stainless steel
Type of control	electronic controller	electronic controller	electronic controller
Temperature display	external digital	external digital	external digital
Fault: warning signal	visual and audible	visual and audible	visual and audible
Interface	RS 485 optional	RS 485 optional	RS 485 optional
Adjustable shelves	8	4	4
Shelf material	wire shelves plastic-coated	wire shelves plastic-coated	wire shelves plastic-coated
Shelf loading	60 kg	60 kg	60 kg
Handle	full-length integrated handle	full-length integrated handle	full-length integrated handle
Height of adjustable legs	120 – 170 mm	120 – 170 mm	120 – 170 mm
Lock	fitted	fitted	fitted
Self-closing door	yes	yes	yes
Door hinges	left hand / right hand	right, reversible on site	right, reversible on site
Insulation	83 – 60 mm	83 – 60 mm	83 – 60 mm
Gross/net weight	214 / 189 kg	135 / 119 kg	137 / 121 kg
Accessories			
Stainless steel wire shelf	7112904	7112904	7112904
Shelf, plastic-coated	7112908	7112908	7112908
U-shaped trayslide, right / left	9001761 / 9001757		
Optional castor set	9590583	9590581	9590581
Foot pedal opener	9590639	9590659	9590659
Side-by-Side set	9901969		
Potential-free alarm output	9592746	9592746	9592746

¹ You can find the full range of efficiency classes at page 9. According to (EU) 2017/1369 6a.

The advantages at a glance



Precision and easy-to-use control system featuring a hygienic membrane panel and high-quality refrigeration components for maximum energy efficiency. Visual and audible door alarms alert the user to any excessive rise in temperature and loss of cold air.

The **natural** and CFC free **refrigerants R 290** and **R 600a** are environmentally-friendly and, in conjunction with highly efficient compressors, are very energy-efficient.



Demand-based technology: highly efficient fan-assisted cooling system for stable and evenly distributed interior temperatures. The door operated fan cut-out switch minimises the loss of cold air when the door is opened. Thanks to the rear-wall condenser, the system is virtually maintenance-free.



The **moulded inner liner** made of food-safe commercial-grade polystyrol is odourless, very tough, durable and easy to clean for perfect hygiene thanks to the generously radiused corners.



The **plastic-coated wire shelves** allow variable use of the interior and have a loading capacity of up to 60 kg, ensuring safe product storage even in extreme conditions.



The appliances are delivered with **assembled stainless steel adjustable legs**, which saves time and effort on site. The height of the feet can be adjusted individually to enable convenient cleaning also underneath the appliance. Castors are also optionally available.



The **reversible door hinges** allow the appliances to be adapted to an installation site. All the necessary parts are included in the delivery; the door can quickly be reversed on site.



The **sturdy slimline door handle** is designed for intensive use, ergonomic, very easy to grasp and easy to clean.



The drain in the **liner base** enhances and simplifies cleaning the cabinet interior.



Self-closing door with removable magnetic gasket. For convenient use, the doors remain open at 90° to allow easy loading or removal of larger quantities. At less than 60° the doors close automatically and reliably. That prevents the loss of cold air and helps to increase energy efficiency.

No Frost

Hot gas defrosting in GGv. The highly efficient system defrosts the appliance in approx. 10 minutes, minimising the temperature rise in the interior during defrosting and saving energy.

30 min Electric defrosting	10 min Hot gas defrosting
--------------------------------------	-------------------------------------

GKv 6460

Quality right down to the smallest detail

These models offer the perfect solution for many applications in the restaurant business. They combine a very large net capacity with the well-known Liebherr qualities: hygienic, sturdy and durable, reliable with optimum refrigerating capacity and many innovative equipment details. The temperature can be set accurately from +1°C up to +15°C, in the GKv 5790 and

GKv 5730 models also from -2°C up to +15°C. Where space is limited, these models are the ideal solution – thanks to their compact design, maximum net capacity is available on a small footprint.

Advantage of hot gas defrosting For minimal temperature change during defrost

30 min
Electric defrosting

10 min
Hot gas defrosting

Energy-efficient hot-gas defrost system in GGv models.

Defrost less often and faster: the appliance defrosts only when required since the controller calculates the defrost cycles based on the compressor run-time. Energy-efficient hot gas reduces the defrost time from approx. 30 to only approx. 10 minutes – with a low rise in temperature in the appliance. Positive for food quality: food items are not exposed to unnecessary temperature fluctuations.

Freezer baskets.

Static freezer models GG 52 / GG 40 are fitted with baskets as standard. These can be used to organise the freezer contents and they also enhance handling frozen products and allow flexible organisation of the interior.

Large usable net capacity.

Thanks to their special structural design, these refrigerators and freezers have very large net volumes and offer numerous storage options on a small footprint.

Low-maintenance and environmentally friendly.

The GKv, GGv and GG models are equipped with an efficient and readily accessible rear panel condenser, which makes filter replacement or cleaning unnecessary. The good energy efficiency of the appliances is increased by the use of the environmentally friendly refrigerants R 290 und R 600a, which have a low global warming potential and are future-proof.



Easy to use, high precision controller.

The refrigerators and freezers are equipped with a precise and easy to use controller with a digital display. Temperatures can be set exactly to the degree wanted. The unique, one-piece membrane keyboard is extremely easy to clean. In case of temperature deviations, caused e.g. by a door that is open a long time, the controller triggers a visual and audible door alarm, thus protecting the stored products. In the refrigerators, the storage humidity can be adapted to different requirements with the fan mode selection function. The extended temperature range from -2°C to +15°C in the GKv 5730 and GKv 5790 models is ideal for products which must be stored at approximately 0°C or below.



Pre-installed stainless steel legs.

On models supplied with adjustable legs these are already installed at the factory. These provide enough clearance from the floor to allow easy cleaning underneath the appliance. Castors are optionally available.



Low-maintenance, resilient, practical.

The inner liner is seamlessly moulded with large radii, easy to clean and hygienic. Liebherr uses polystyrene in commercial quality for this – a food-safe, extremely sturdy and durable material. The reinforced grid shelves have a high loading capacity of up to 45 kg or 60 kg. Practical in the GKv 57 and 64 appliances: two GN 1/1 containers can be placed next to one another instead of behind one another.



Refrigerators GN 2/1
with fan-assisted cooling

Total gross/net capacity	664/491 litre
Exterior dimensions in mm (w/d/h)	747/750/2064
Interior dimensions in mm (w/d/h)	650/581/1710
Energy efficiency class ¹	<C>
Energy consumption in 365 days	706 kWh
Climate rating	5
Ambient temperature range	+10°C to +40°C
Refrigerant	R 600a
Sound power level	57 dB(A)
Connection rating	1.3 A/90 W
Frequency/voltage	50 Hz/220–240V~
Cooling system	forced-air
Defrost	automatic
Temperature range	+1°C to +15°C
Gastronorm	GN 2/1, 650 × 530 mm (650 mm wide)
External cabinet finish	stainless steel
Door/lid material	stainless steel
Internal liner material	commercial grade moulded polystyrol
Type of control	electronic controller
Temperature display	external digital
Fault: warning signal	visual and audible
Adjustable shelves	6
Shelf material	wire shelves plastic-coated
Shelf loading	60 kg
Height of adjustable legs	150–180 mm
Handle	stainless steel slimline door handle
Lock	fitted
Self-closing door	yes
Door hinges	right, reversible on site
Gross/net weight	103/95 kg
Accessories	
Shelf, plastic-coated	7113485
Shelves	7112439
Stainless steel wire shelf	7112351
CNS base grid	7112349
Optional castor set	9086457
Foot pedal opener	9094502

GKv 6460 ProfiLine

Total gross/net capacity	664/491 litre
Exterior dimensions in mm (w/d/h)	747/750/2064
Interior dimensions in mm (w/d/h)	650/581/1710
Energy efficiency class ¹	<C>
Energy consumption in 365 days	706 kWh
Climate rating	5
Ambient temperature range	+10°C to +40°C
Refrigerant	R 600a
Sound power level	57 dB(A)
Connection rating	1.3 A/90 W
Frequency/voltage	50 Hz/220–240V~
Cooling system	forced-air
Defrost	automatic
Temperature range	+1°C to +15°C
Gastronorm	GN 2/1, 650 × 530 mm (650 mm wide)
External cabinet finish	stainless steel
Door/lid material	stainless steel
Internal liner material	commercial grade moulded polystyrol
Type of control	electronic controller
Temperature display	external digital
Fault: warning signal	visual and audible
Adjustable shelves	6
Shelf material	wire shelves plastic-coated
Shelf loading	60 kg
Height of adjustable legs	150–180 mm
Handle	ergonomic slimline handle
Lock	fitted
Self-closing door	yes
Door hinges	right, reversible on site
Gross/net weight	104/96 kg
Accessories	
Shelf, plastic-coated	7113485
Shelves	7112439
Stainless steel wire shelf	7112351
CNS base grid	7112349
Optional castor set	9086457
Foot pedal opener	9094502

GKv 6410 ProfiLine

Total gross/net capacity	586/432 litre
Exterior dimensions in mm (w/d/h)	747/750/1864
Interior dimensions in mm (w/d/h)	650/581/1510
Energy efficiency class ¹	<C>
Energy consumption in 365 days	642 kWh
Climate rating	5
Ambient temperature range	+10°C to +40°C
Refrigerant	R 600a
Sound power level	57 dB(A)
Connection rating	1.0 A/75 W
Frequency/voltage	50 Hz/220–240V~
Cooling system	forced-air
Defrost	automatic
Temperature range	+1°C to +15°C
Gastronorm	GN 2/1, 650 × 530 mm (650 mm wide)
External cabinet finish	stainless steel
Door/lid material	stainless steel
Internal liner material	commercial grade moulded polystyrol
Type of control	electronic controller
Temperature display	external digital
Fault: warning signal	visual and audible
Adjustable shelves	5
Shelf material	wire shelves plastic-coated
Shelf loading	60 kg
Height of adjustable legs	150–180 mm
Handle	stainless steel slimline door handle
Lock	fitted
Self-closing door	yes
Door hinges	right, reversible on site
Gross/net weight	95/87 kg
Accessories	
Shelf, plastic-coated	7113485
Shelves	7112439
Stainless steel wire shelf	7112351
CNS base grid	7112349
Optional castor set	9086457
Foot pedal opener	9094502

GKv 5760 ProfiLine

Total gross/net capacity	586/432 litre
Exterior dimensions in mm (w/d/h)	747/750/1864
Interior dimensions in mm (w/d/h)	650/581/1510
Energy efficiency class ¹	<C>
Energy consumption in 365 days	642 kWh
Climate rating	5
Ambient temperature range	+10°C to +40°C
Refrigerant	R 600a
Sound power level	57 dB(A)
Connection rating	1.0 A/75 W
Frequency/voltage	50 Hz/220–240V~
Cooling system	forced-air
Defrost	automatic
Temperature range	+1°C to +15°C
Gastronorm	GN 2/1, 650 × 530 mm (650 mm wide)
External cabinet finish	steel/white
Door/lid material	steel
Internal liner material	commercial grade moulded polystyrol
Type of control	electronic controller
Temperature display	external digital
Fault: warning signal	visual and audible
Adjustable shelves	5
Shelf material	wire shelves plastic-coated
Shelf loading	60 kg
Height of adjustable legs	150–180 mm
Handle	ergonomic slimline handle
Lock	fitted
Self-closing door	yes
Door hinges	right, reversible on site
Gross/net weight	96/88 kg
Accessories	
Shelf, plastic-coated	7113485
Shelves	7112439
Stainless steel wire shelf	7112351
CNS base grid	7112349
Optional castor set	9086457
Foot pedal opener	9094502

GKv 5710 ProfiLine

Total gross/net capacity	586/432 litre
Exterior dimensions in mm (w/d/h)	747/750/1864
Interior dimensions in mm (w/d/h)	650/581/1510
Energy efficiency class ¹	<C>
Energy consumption in 365 days	652 kWh
Climate rating	5
Ambient temperature range	+10°C to +40°C
Refrigerant	R 600a
Sound power level	57 dB(A)
Connection rating	1.0 A/75 W
Frequency/voltage	50 Hz/220–240V~
Cooling system	forced-air
Defrost	automatic
Temperature range	–2°C to +15°C
Gastronorm	GN 2/1, 650 × 530 mm (650 mm wide)
External cabinet finish	stainless steel
Door/lid material	stainless steel
Internal liner material	commercial grade moulded polystyrol
Type of control	electronic controller
Temperature display	external digital
Fault: warning signal	visual and audible
Adjustable shelves	5
Shelf material	wire shelves plastic-coated
Shelf loading	60 kg
Height of adjustable legs	150–180 mm
Handle	stainless steel slimline door handle
Lock	fitted
Self-closing door	yes
Door hinges	right, reversible on site
Gross/net weight	97/88 kg
Accessories	
Shelf, plastic-coated	7113485
Shelves	7112439
Stainless steel wire shelf	7112351
CNS base grid	7112349
Optional castor set	9086457
Foot pedal opener	9094502

-2°C refrigerators GN 2/1
with fan-assisted cooling

Total gross/net capacity	586/432 litre
Exterior dimensions in mm (w/d/h)	747/750/1864
Interior dimensions in mm (w/d/h)	650/581/1510
Energy efficiency class ¹	<C>
Energy consumption in 365 days	652 kWh
Climate rating	5
Ambient temperature range	+10°C to +40°C
Refrigerant	R 600a
Sound power level	57 dB(A)
Connection rating	1.0 A/75 W
Frequency/voltage	50 Hz/220–240V~
Cooling system	forced-air
Defrost	automatic
Temperature range	–2°C to +15°C
Gastronorm	GN 2/1, 650 × 530 mm (650 mm wide)
External cabinet finish	stainless steel
Door/lid material	stainless steel
Internal liner material	commercial grade moulded polystyrol
Type of control	electronic controller
Temperature display	external digital
Fault: warning signal	visual and audible
Adjustable shelves	5
Shelf material	wire shelves plastic-coated
Shelf loading	60 kg
Height of adjustable legs	150–180 mm
Handle	stainless steel slimline door handle
Lock	fitted
Self-closing door	yes
Door hinges	right, reversible on site
Gross/net weight	97/88 kg
Accessories	
Shelf, plastic-coated	7113485
Shelves	7112439
Stainless steel wire shelf	7112351
CNS base grid	7112349
Optional castor set	9086457
Foot pedal opener	9094502

GKv 5790 ProfiLine

Total gross/net capacity	586/432 litre
Exterior dimensions in mm (w/d/h)	747/750/1864
Interior dimensions in mm (w/d/h)	650/581/1510
Energy efficiency class ¹	<C>
Energy consumption in 365 days	652 kWh
Climate rating	5
Ambient temperature range	+10°C to +40°C
Refrigerant	R 600a
Sound power level	57 dB(A)
Connection rating	1.0 A/75 W
Frequency/voltage	50 Hz/220–240V~
Cooling system	forced-air
Defrost	automatic
Temperature range	–2°C to +15°C
Gastronorm	GN 2/1, 650 × 530 mm (650 mm wide)
External cabinet finish	stainless steel
Door/lid material	stainless steel
Internal liner material	commercial grade moulded polystyrol
Type of control	electronic controller
Temperature display	external digital
Fault: warning signal	visual and audible
Adjustable shelves	5
Shelf material	wire shelves plastic-coated
Shelf loading	60 kg
Height of adjustable legs	150–180 mm
Handle	stainless steel slimline door handle
Lock	fitted
Self-closing door	yes
Door hinges	right, reversible on site
Gross/net weight	97/88 kg
Accessories	
Shelf, plastic-coated	7113485
Shelves	7112439
Stainless steel wire shelf	7112351
CNS base grid	7112349
Optional castor set	9086457
Foot pedal opener	9094502

GKv 5730 ProfiLine

Total gross/net capacity	586/432 litre
Exterior dimensions in mm (w/d/h)	747/750/1864
Interior dimensions in mm (w/d/h)	650/581/1510
Energy efficiency class ¹	<C>
Energy consumption in 365 days	652 kWh
Climate rating	5
Ambient temperature range	+10°C to +40°C
Refrigerant	R 600a
Sound power level	57 dB(A)
Connection rating	1.0 A/75 W
Frequency/voltage	50 Hz/220–240V~
Cooling system	forced-air
Defrost	automatic
Temperature range	–2°C to +15°C
Gastronorm	GN 2/1, 650 × 530 mm (650 mm wide)
External cabinet finish	stainless steel
Door/lid material	stainless steel
Internal liner material	commercial grade moulded polystyrol
Type of control	electronic controller
Temperature display	external digital
Fault: warning signal	visual and audible
Adjustable shelves	5
Shelf material	wire shelves plastic-coated
Shelf loading	60 kg
Height of adjustable legs	150–180 mm
Handle	ergonomic slimline handle
Lock	fitted
Self-closing door	yes
Door hinges	right, reversible on site
Gross/net weight	97/90 kg
Accessories	
Shelf, plastic-coated	7113485
Shelves	7112439
Stainless steel wire shelf	7112351
CNS base grid	7112349
Optional castor set	9086457
Foot pedal opener	9094502

¹ You can find the full range of efficiency classes at page 9. According to (EU) 2017/1369 6a.

¹ You can find the full range of efficiency classes at page 9. According to (EU) 2017/1369 6a.



Refrigerators with fan-assisted cooling	GKv 4360 ProfiLine	GKv 4310 ProfiLine	GKvesf 5445 ProfiLine	GKvesf 4145 ProfiLine
Total gross/net capacity	436/327 litre	436/327 litre	554/445 litre	373/286 litre
Exterior dimensions in mm (w/d/h)	597/680/1900	597/680/1900	750/730/1640	600/610/1800
Interior dimensions in mm (w/d/h)	475/480/1688	475/480/1688	600/560/1452	470/440/1612
Energy efficiency class ¹	<D>	<D>	<D>	<D>
Energy consumption in 365 days	742 kWh	742 kWh	779 kWh	799 kWh
Climate rating	5	5	4	4
Ambient temperature range	+10°C to +40°C	+10°C to +40°C	+10°C to +30°C	+10°C to +30°C
Refrigerant	R 600a	R 600a	R 600a	R 600a
Sound power level	55 dB(A)	55 dB(A)	52 dB(A)	52 dB(A)
Connection rating	2.0 A/50 W	2.0 A/50 W	1.5 A/150 W	1.5 A/160 W
Frequency/voltage	50 Hz/220–240V~	50 Hz/220–240V~	50 Hz/220–240V~	50 Hz/220–240V~
Cooling system	forced-air	forced-air	forced-air	forced-air
Defrost	automatic	automatic	automatic	automatic
Temperature range	+1°C to +15°C	+1°C to +15°C	+1°C to +15°C	+1°C to +15°C
External cabinet finish	stainless steel	steel/white	steel/silver	steel/silver
Door/lid material	stainless steel	steel	stainless steel	stainless steel
Internal liner material	commercial grade moulded polystyrol	commercial grade moulded polystyrol	commercial grade moulded polystyrol	commercial grade moulded polystyrol
Type of control	electronic controller	electronic controller	analogue control	analogue control
Temperature display	external digital	external digital	external digital	external digital
Fault: warning signal	visual and audible	visual and audible		
Adjustable shelves	5	5	4	5
Shelf material	wire shelves plastic-coated	wire shelves plastic-coated	wire shelves plastic-coated	wire shelves plastic-coated
Shelf loading	45 kg	45 kg	60 kg	45 kg
Handle	stainless steel slimline door handle	ergonomic slimline handle	ergonomic slimline handle	ergonomic slimline handle
Lock	fitted	fitted	fitted	fitted
Self-closing door	yes	yes		
Door hinges	right, reversible on site	right, reversible on site	right, reversible on site	right, reversible on site
Gross/net weight	78/72 kg	79/74 kg	75/69 kg	69/63 kg
Accessories				
Chrome wire shelf	7112255	7112255	7112449	7112537
Shelf, plastic-coated	7113483	7113483	7113409	7113413
Adjustable legs	9086527	9086527	9590229	
Castor base			9086381	
Roller bars	9086529	9086529		

¹ You can find the full range of efficiency classes at page 9. According to (EU) 2017/1369 6a.



NoFrost freezers
with fan-assisted cooling

	GGv 5860 ProfiLine No Frost	GGv 5810 ProfiLine No Frost	GGv 5060 ProfiLine No Frost	GGv 5010 ProfiLine No Frost
Total gross / net capacity	556/377 litre	556/377 litre	486/325 litre	486/325 litre
Exterior dimensions in mm (w/d/h)	747/750/2064	747/750/2064	747/750/1864	747/750/1864
Interior dimensions in mm (w/d/h)	610/500/1395	610/500/1395	610/500/1225	610/500/1225
Energy efficiency class ¹	<G>	<G>	<G>	<G>
Energy consumption in 365 days	1351 kWh	1351 kWh	1245 kWh	1245 kWh
Climate rating	5	5	5	5
Ambient temperature range	+10°C to +40°C	+10°C to +40°C	+10°C to +40°C	+10°C to +40°C
Refrigerant	R 290	R 290	R 290	R 290
Sound power level	56 dB(A)	55 dB(A)	55 dB(A)	55 dB(A)
Connection rating	3.0 A/400 W	3.0 A/400 W	3.0 A/400 W	3.0 A/400 W
Frequency/voltage	50 Hz/220–240V~	50 Hz/220–240V~	50 Hz/220–240V~	50 Hz/220–240V~
Cooling system	forced-air	forced-air	forced-air	forced-air
Defrost	automatic	automatic	automatic	automatic
Temperature range	-14°C to -28°C	-14°C to -28°C	-14°C to -28°C	-14°C to -28°C
Gastronorm	GN 1/1, 530 × 325 mm (530 mm wide) 600 × 400 mm (600 mm wide)	GN 1/1, 530 × 325 mm (530 mm wide) 600 × 400 mm (600 mm wide)	GN 1/1, 530 × 325 mm (530 mm wide) 600 × 400 mm (600 mm wide)	GN 1/1, 530 × 325 mm (530 mm wide) 600 × 400 mm (600 mm wide)
External cabinet finish	stainless steel	steel/white	stainless steel	steel/white
Door/lid material	stainless steel	steel	stainless steel	steel
Internal liner material	commercial grade moulded polystyrol	commercial grade moulded polystyrol	commercial grade moulded polystyrol	commercial grade moulded polystyrol
Type of control	electronic controller	electronic controller	electronic controller	electronic controller
Temperature display	external digital	external digital	external digital	external digital
Fault: warning signal	visual and audible	visual and audible	visual and audible	visual and audible
Adjustable shelves	5	5	4	4
Shelf material	wire shelves plastic-coated	wire shelves plastic-coated	wire shelves plastic-coated	wire shelves plastic-coated
Shelf loading	60 kg	60 kg	60 kg	60 kg
Handle	stainless steel slimline door handle	ergonomic slimline handle	stainless steel slimline door handle	ergonomic slimline handle
Height of adjustable legs	150–180 mm	150–180 mm	150–180 mm	150–180 mm
Lock	fitted	fitted	fitted	fitted
Self-closing door	yes	yes	yes	yes
Door hinges	right, reversible on site	right, reversible on site	right, reversible on site	right, reversible on site
Insulation	70 mm	70 mm	70 mm	70 mm
Gross/net weight	117/109 kg	119/110 kg	108/100 kg	109/101 kg
Accessories				
Optional castor set	9086457	9086457	9086457	9086457
Shelf, plastic-coated	7113475	7113475	7113475	7113475
Foot pedal opener	9094502	9094502	9094502	9094502
Full-depth drawer	9792323	9792323	9792323	9792323

¹ You can find the full range of efficiency classes at page 9. According to (EU) 2017/1369 6a.

Freezers with static cooling 75 cm wide



Freezers with static cooling 75 cm wide	GG 5260 ProfiLine	GG 5210 ProfiLine	G 5216 ProfiLine
Total gross/net capacity	513/472 litre	513/472 litre	513/472 litre
Exterior dimensions in mm (w/d/h)	747/750/1864	747/750/1864	750/750/1725
Interior dimensions in mm (w/d/h)	607/560/1510	607/560/1510	607/560/1510
Energy consumption in 365 days	440 kWh	440 kWh	384 kWh
Ambient temperature range	+10°C to +35°C	+10°C to +35°C	+10°C to +35°C
Refrigerant	R 290	R 290	R 600a
Sound power level	54 dB(A)	54 dB(A)	45 dB(A)
Connection rating	1.5 A/100 W	1.5 A/100 W	1.5 A/100 W
Frequency/voltage	50 Hz/220–240V~	50 Hz/220–240V~	50 Hz/220–240V~
Cooling system	static	static	static
Defrost	manual	manual	manual
Temperature range	–14°C to –28°C	–14°C to –28°C	–14°C to –28°C
External cabinet finish	stainless steel	steel/white	steel/white
Door/lid material	stainless steel	steel	steel
Internal liner material	commercial grade moulded polystyrol	commercial grade moulded polystyrol	commercial grade moulded polystyrol
Type of control	electronic controller	electronic controller	electronic controller
SuperFrost			quantity-controlled
Temperature display	external digital	external digital	external digital
Fault: warning signal	visual and audible	visual and audible	visual and audible
Drawers	0	0	14
Number of baskets	14	14	0
Shelves, freezer compartment	7	7	7
Shelf material	evaporator plates	evaporator plates	evaporator plates
Shelf loading	60 kg	60 kg	60 kg
Compartment height in mm	6 × 187, 1 × 237	6 × 187, 1 × 237	6 × 187, 1 × 237
Height of adjustable legs	150–180 mm	150–180 mm	
Handle	stainless steel slimline door handle	ergonomic slimline handle	slimline handle with integrated opening mechanism
Lock	fitted	fitted	
Self-closing door	yes	yes	
Door hinges	right, reversible on site	right, reversible on site	right, reversible on site
Gross/net weight	112/105 kg	113/108 kg	109/104 kg
Accessories			
Optional castor set	9086457	9086457	
Drawer/short drawer	9792795/9792797	9792795/9792797	
Basket/short basket			9141791/7112423
Foot pedal opener	9094502	9094502	

Freezers with static cooling 60 cm wide



Freezers with static cooling 60 cm wide	GG 4060 ProfiLine	GG 4010 ProfiLine
Total gross/net capacity	382/348 litre	382/348 litre
Exterior dimensions in mm (w/d/h)	597/680/1900	597/680/1900
Interior dimensions in mm (w/d/h)	457/480/1686	457/480/1686
Energy consumption in 365 days	430 kWh	430 kWh
Ambient temperature range	+10°C to +35°C	+10°C to +35°C
Refrigerant	R 290	R 290
Sound power level	54 dB(A)	54 dB(A)
Connection rating	1.5 A/75 W	1.5 A/75 W
Frequency/voltage	50 Hz/220–240V~	50 Hz/220–240V~
Cooling system	static	static
Defrost	manual	manual
Temperature range	–14°C to –28°C	–14°C to –28°C
External cabinet finish	stainless steel	steel/white
Door/lid material	stainless steel	steel
Internal liner material	commercial grade moulded polystyrol	commercial grade moulded polystyrol
Type of control	electronic controller	electronic controller
Temperature display	external digital	external digital
Fault: warning signal	visual and audible	visual and audible
Drawers	0	0
Number of baskets	3	3
Shelves, freezer compartment	7	7
Shelf material	evaporator plates	evaporator plates
Shelf loading	60 kg	60 kg
Compartment height in mm	6 × 224, 1 × 240	6 × 224, 1 × 240
Handle	stainless steel slimline door handle	ergonomic slimline handle
Lock	fitted	fitted
Self-closing door	yes	yes
Door hinges	right, reversible on site	right, reversible on site
Gross/net weight	85/82 kg	86/81 kg
Accessories		
Adjustable legs	9086527	9086527
Basket	9141693	9141693
Roller bars	9086529	9086529

The advantages at a glance

01 Suitable for under-worktop installation. The 83 cm high FKUv and GGU models can easily be installed beneath a worktop and are a space-saving and ideal solution especially where space is limited.

02 In conjunction with the highly efficient compressor, the **environmentally friendly refrigerant R 600a** is highly effective and very energy-efficient.

03 **Visual and audible door alarms** alert the user to any excessive rise in temperature and loss of cold air.

Automatic defrosting. The modern and efficient controller ensures that the appliance defrosts automatically even in the busiest of locations.




The **stable metal carrier grids** are very sturdy and have a loading capacity up to 45 kg, which ensures optimum product storage and protection. They are adjustable to allow flexible organisation and use of the interior.



Energy-efficient and economical LEDs in the glass door models ensure good illumination of the interior. The quality and freshness of the products are not affected as LED's emit very little heat.



04 The seamlessly **moulded inner liner** made of foodsafe commercial-grade polystyrene is tough, easy to clean and odourless. Since there are no hidden dirt-traps and the large radii facilitate cleaning, this enables perfect hygiene.



05 **High-quality refrigeration components**, optimised insulation and a sophisticated design ensure maximum energy efficiency and low operating costs.

06 The **door hinges** are **reversible** without any additional components and allow the appliance to be adapted to the installation site.



07 **Locks** on the refrigerator and freezer prevent unauthorised access.



The **baskets** in the GGU models can be used to organise the freezer contents and also enhance handling frozen products.

08 **Sturdy slimline door handle.** The slimline door handle in FKUv and GGU models is designed for intensive use. Ergonomic, easy to grasp from the left or right and very easy to clean.



Self-closing door with removable magnetic gasket. For convenient use and to prevent energy loss, an integrated mechanism ensures that the door closes automatically, a useful feature in busy locations.

The **glass door** supports promotional presentation and enables fast access to the products. The one-piece stainless steel door frame on the FKUv 1663 is both very robust and stylish.

Quality right down to the smallest detail

The Liebherr under-worktop refrigerators and freezers are extremely space-saving. For wherever floor space is limited, free space must be used very efficiently – without compromising refrigerating capacity or food freshness. The products

are stored in these compact models always under optimum refrigeration conditions, and yet the appliances are very energy-efficient and economical.



Suitable for under-worktop installation – and easily integrated.

The appliances can be sited beneath a worktop. In this case, a vent grille with a cross section of 200 cm² is required in the worktop for ventilation at the rear of the appliance. Without a ventilation grille, the aperture height must be at least 3 cm greater than the appliance height. The appliances are 83 cm high to comply with the specific work heights in catering applications. The FKUv range is available with solid or glass door.



State-of-the-art controls.

These models are equipped with a high-quality controller with a large temperature display and many practical functions. Temperatures can be set exactly to the degree wanted. A visual and audible door and temperature alarm alerts the user if the temperature rises uncontrollably or the door is open. In the FKUv range, the non-contact fan cut-out switch reduces the loss of cold air when the door is opened and helps to maintain temperature consistency. The sophisticated defrost control system ensures trouble- and worry-free operation even in extreme conditions with frequent door opening. A humidity selection function allows perfect adaptation to different products.



LED interior lighting with FKUv glass door.

The one-piece door frame is very robust and visually attractive. Energy-efficient LEDs ensure harmonious and homogeneous illumination of the interior and the products – in an extremely energy-saving manner: LED lights are durable and much more energy-efficient than conventional fluorescent tubes. In addition, product quality is not affected thanks to the reduced heat emission of LED's.



Practical baskets (for GGU).

The baskets can be used to organise the freezer contents and improve stock-rotation as well as enhancing the handling of frozen products.

Energy-efficient with R 600a.

Liebherr appliances are optimised for best possible energy efficiency and low operating costs. Only the natural and environmentally friendly refrigerant R 600a is used. In conjunction with highly efficient compressors, it is highly effective – and also future-proof thanks to its low global warming potential.



Self-closing door (only in FKUv).

An integrated mechanism ensures that the appliance door closes automatically, thus preventing unnecessary loss of cold air.



Reversible door hinges.

The door hinges can easily be reversed to allow optimum adaptation of the appliances to the installation site.



Under-worktop refrigerators with fan-assisted cooling	FKUv 1663 Premium LED	FKUv 1660 Premium	FKUv 1613 Premium LED	FKUv 1610 Premium
Total gross/net capacity	141/130 litre	141/130 litre	141/130 litre	141/130 litre
Exterior dimensions in mm (w/d/h)	600/615/830	600/615/830	600/615/830	600/615/830
Interior dimensions in mm (w/d/h)	440/435/670	440/435/670	440/435/670	440/435/670
Energy consumption in 365 days ¹	328 kWh	255 kWh	328 kWh	255 kWh
Ambient temperature range	+16°C to +38°C	+16°C to +43°C	+16°C to +38°C	+16°C to +43°C
Refrigerant	R 600a	R 600a	R 600a	R 600a
Sound power level	45 dB(A)	45 dB(A)	45 dB(A)	45 dB(A)
Connection rating	1.0 A/80 W	1.0 A/50 W	1.0 A/80 W	1.0 A/50 W
Frequency/voltage	50 Hz/220–240V~	50 Hz/220–240V~	50 Hz/220–240V~	50 Hz/220–240V~
Cooling system	forced-air	forced-air	forced-air	forced-air
Defrost	automatic	automatic	automatic	automatic
Temperature range	+1°C to +15°C	+1°C to +15°C	+1°C to +15°C	+1°C to +15°C
External cabinet finish	stainless steel	stainless steel	steel/white	steel/white
Door/lid material	glass door	stainless steel	glass door	steel
Internal liner material	moulded polystyrol (silver)	moulded polystyrol (silver)	commercial grade moulded polystyrol	commercial grade moulded polystyrol
Type of control	electronic controller	electronic controller	electronic controller	electronic controller
Temperature display	external digital	external digital	external digital	external digital
Fault: warning signal	visual and audible	visual and audible	visual and audible	visual and audible
Interior light	LED lighting, with separate switch		LED lighting, with separate switch	
Adjustable shelves	3	3	3	3
Shelf material	clear-coated wire shelves	clear-coated wire shelves	wire shelves plastic-coated	wire shelves plastic-coated
Shelf loading	45 kg	45 kg	45 kg	45 kg
Handle	stainless steel slimline door handle	stainless steel slimline door handle	ergonomic slimline handle	ergonomic slimline handle
Lock	fitted	fitted	fitted	fitted
Self-closing door	yes	yes	yes	yes
Door hinges	right, reversible on site	right, reversible on site	right, reversible on site	right, reversible on site
Gross/net weight	45/43 kg	39/36 kg	45/42 kg	38/36 kg
Accessories				
Shelf, plastic-coated			7113333	7113333
Chrome wire shelf	7112321	7112321	7112321	7112321
White stacking kit (GGU below/top)			9876641	9876641
Stainless steel stacking kit (GGU below/top)	7777647	7777647		
Roller bars	9086607	9086607	9086607	9086607
Base grid	7113265	7113265	7113265	7113265
Lock			on request	on request

¹ Measured with light switched off



Under-worktop refrigerators with fan-assisted cooling	FKvesf 1805	FKvesf 1803	LED
Total gross/net capacity	180/160 litre	180/157 litre	
Exterior dimensions in mm (w/d/h)	600/600/850	600/600/850	
Interior dimensions in mm (w/d/h)	513/441/702	513/441/702	
Decor panel dimensions in mm (h/w)	767/585	767/585	
Energy consumption in 365 days ¹	410 kWh	438 kWh	
Ambient temperature range	+10°C to +32°C	+10°C to +32°C	
Refrigerant	R 600a	R 600a	
Sound power level	47 dB(A)	47 dB(A)	
Connection rating	1.0 A/120 W	1.0 A/120 W	
Frequency/voltage	50 Hz/220–240V~	50 Hz/220–240V~	
Cooling system	forced-air	forced-air	
Defrost	automatic	automatic	
Temperature range	+1°C to +15°C	+1°C to +15°C	
External cabinet finish	steel/silver	steel/silver	
Door/lid material	stainless steel	glass door	
Internal liner material	commercial grade moulded polystyrol	commercial grade moulded polystyrol	
Type of control	analogue control	analogue control	
Temperature display	external digital	internal analogue	
Interior light	wall-mounted light	LED lighting, with separate switch	
Adjustable shelves	3	3	
Shelf material	wire shelves plastic-coated	wire shelves plastic-coated	
Shelf loading	45 kg	45 kg	
Lock	fitted	fitted	
Door hinges	right, reversible on site	right, reversible on site	
Gross/net weight	37/35 kg	47/42 kg	

¹ Measured with light switched off

Under-worktop freezers with static cooling	GGU 1550 Premium	GGU 1500 Premium	GGUesf 1405
Total gross/net capacity	143/133 litre	143/133 litre	143/133 litre
Exterior dimensions in mm (w/d/h)	600/615/830	600/615/830	600/615/830
Interior dimensions in mm (w/d/h)	474/443/676	474/443/676	474/443/676
Energy consumption in 365 days	265 kWh	265 kWh	265 kWh
Ambient temperature range	+10°C to +40°C	+10°C to +40°C	+10°C to +40°C
Refrigerant	R 600a	R 600a	R 600a
Sound power level	45 dB(A)	45 dB(A)	45 dB(A)
Connection rating	0.6 A/60 W	0.6 A/60 W	0.6 A/100 W
Frequency/voltage	50 Hz/220–240V~	50 Hz/220–240V~	50 Hz/220–240V~
Cooling system	static	static	static
Defrost	manual	manual	manual
Temperature range	–9°C to –26°C	–9°C to –26°C	–15°C to –32°C
External cabinet finish	stainless steel	steel/white	steel/silver
Door/lid material	stainless steel	steel	stainless steel
Internal liner material	commercial grade moulded polystyrol	commercial grade moulded polystyrol	commercial grade moulded polystyrol
Type of control	electronic controller	electronic controller	electronic controller
SuperFrost	quantity-controlled	quantity-controlled	time-controlled
Temperature display	external digital	external digital	external digital
Fault: warning signal	visual and audible	visual and audible	visual and audible
Drawers	0	3	0
Number of baskets	4	1	0
Shelves, freezer compartment	4	4	4
Shelf material	evaporator plates	evaporator plates	evaporator plates
Shelf loading	24 kg	24 kg	24 kg
Compartment height in mm	3 × 150, 1 × 170	3 × 150, 1 × 170	3 × 150, 1 × 170
Lock	fitted	fitted	fitted
Door hinges	right, reversible on site	right, reversible on site	right, reversible on site
Gross/net weight	41/39 kg	41/40 kg	37/35 kg
Accessories			
Stainless steel stacking kit (FKUv below/top)	7777647		7777671
White stacking kit (FKUv below/top)		9876641	
Roller bars	9086607	9086607	9086607
Standard full-depth basket		9141699	9141699
Short bottom basket		9141697	9141697
Full-depth drawer	9790331		9790331
Lock		on request	

Section: Refrigerators and freezers GN 2/1 with fan-assisted cooling and stainless steel inner liner

Side-by-Side set

The Side-by-Side set is easy to fit and enables the convenient use of two or more appliances next to one another and also allows their arrangement in a visually appealing manner. Furthermore, the Side-by-Side set prevents condensation and ice formation between two appliances which, without the Side-by-Side set, would otherwise be positioned next to one another.



Potential-free alarm output

The potential-free alarm output enables alarm forwarding to a central monitoring system. If the interior temperature exceeds +15°C (fridge accessory 9592748) or -10°C (freezer accessory 9592746) or the door is open for more than 5 minutes, the alarm is triggered. This ensures rapid intervention and therefore optimum storage. Max. connection values: 42V/8A from safety extra-low voltage (SELV).



U-shaped trayslide

Additional U-shaped trayslides as available as accessories if required.



Stainless steel shelves

The stainless steel Gastronorm 2/1 shelves are sturdy and have a loading capacity of up to 60 kg.



Shelves

The plastic-coated shelves have a loading capacity of up to 60 kg.



NTC product temperature sensor

An NTC product temperature sensor is available as a retrofit kit for registering product temperatures. The registering temperatures can either be read by the control system or transferred to an external documentation system via the RS 485 interface.



Optional castor set

The sturdy castors (diameter 100 mm) provide good mobility and make it easy to clean the floor underneath the appliances. Two castors are equipped with brakes.



Foot pedal opener

If you don't have a hand free, you can conveniently open the door with the foot pedal available as an accessory.

Section: Refrigerators and freezers GN 2/1 with fan-assisted cooling and polystyrol inner liner

Optional castor set

The sturdy castors (diameter 80 mm) provide good mobility and make it easy to clean the floor underneath the appliances. The castors are screwed directly onto the housing; two castors are equipped with one brake.



Castor base

With a height of 117 mm, the sturdy castor base makes it easier to move refrigerators from place to place whenever required.



Roller bars

In order to ensure a easy and comfortable cleaning under the appliances, runners (diameter 25 mm) can be retrofitted.



Shelves

The tough plastic-coated wire shelves have a loading capacity of up to 45 kg (60 cm wide appliances) or 60 kg (75 cm wide appliances) respectively.



Stainless steel shelves

The stainless steel shelves are sturdy, have a loading capacity of up to 60 kg and meet the most stringent hygiene requirements.



CNS base grid

A tough CNS base grid can be retrofitted. The base-grid ensures optimum use of the appliance base. It protects the inner liner from damage and ensures secure product storage.



Section: Refrigerators and freezers GN 2/1 with fan-assisted cooling and polystyrol inner liner

Adjustable legs

The adjustable legs (height 150-180 mm) allow plenty of clearance for easy and convenient cleaning underneath the appliance.



Foot pedal opener

If you don't have a hand free, you can conveniently open the door with the foot pedal available as an accessory.



Drawers / Drawers short

The completely enclosed drawers are tough and ideal for storing small frozen food items.



Baskets / Baskets short

The plastic-coated wire baskets provide a clear view of the products stored inside and ensure optimum usage of the interior.



Section: Fridge-freezer

Shelves / Roller bars

The wire shelves are plastic-coated and have a loading capacity up to 45 kg.
Roller bars can be retrofitted under the appliances making it easier to clean under and behind the cabinets.



Section: Under-worktop refrigerators and freezers


Lock

The appliances are equipped with standard locks. Several appliances can be locked with one key. Additional lock barrels with up to ten different keys are available.



Shelves / Base grid

The tough plastic-coated wire shelves have a loading capacity of up to 45 kg.
The tough base grid protects the appliance base from scratching where heavier containers or kegs are in use.



Stacking kit

Where floor space is confined any combination of the GGU(esf) Gastro freezers and FKUv refrigerators with fan-assisted cooling is possible with the stacking kit. The advantage: odour and temperature separation on a small footprint.
In order to guarantee optimum stability, roller sets must not be fitted to appliances which are installed using a connecting frame. This is only permitted for individual appliances.



Roller bars

The rollers (diameter 30 mm) make it easy to move the appliance for cleaning.
In order to guarantee optimum stability, roller sets must not be fitted to appliances which are installed using a connecting frame. This is only permitted for individual appliances.



Baskets / Baskets short

The plastic-coated wire baskets ensure optimum usage of the interior.



Drawers

The completely enclosed drawers are tough and ideal for storing small frozen food items.



Refrigerators and freezers for bakeries and patisseries

In bakeries and patisseries, refrigerators and freezers have to master special industry-specific challenges. To ensure reliable cooling of sensitive natural products, Liebherr offers many innovative ideas which also simplify daily workflows: the internal fittings are designed to accept Euronorm bakery trays (60 cm x 40 cm and 60 cm x 80 cm). Easy cleaning and hygiene is facilitated by 304-grade stainless steel inner liners with generously radiused corners and adjustable legs for easy cleaning underneath the appliances. The high-quality of all the components ensures that the appliances can reliably handle even hectic daily workflows. You can rely on Liebherr professional appliances for bakeries and patisseries - 24 hours a day, 365 days a year.



The advantages at a glance



Evaporator and refrigeration system are located in the upper area of the appliance, resulting in **increased net capacity**. The hinged detachable unit cover panel provides easy access during servicing or cleaning.

Demand-responsive, energy-efficient hot gas defrost system ensures fast, fully automatic defrosting in approx. 10 minutes. That reduces temperature fluctuations and ensures product storage in constant conditions.

To **increase the net capacity** of the inner liner, functional parts like fans and evaporators are located outside the refrigerator compartment to save space.

Two quiet and energy-efficient fans ensure optimum refrigeration quality with an indirect air-ducting system. This prevents a direct flow of cold air over the products and protects the surface of sensitive items.

The **natural refrigerant R 290** is environmental-friendly and, in conjunction with highly efficient compressors, very energy-efficient.

Setting option for three air humidity ranges to ensure **the best storage conditions** for different products.

Up to **83 mm thick insulation** with CFC free cyclopentane foam reduces thermal loss and supports the excellent energy-efficiency of the appliances.



Easy-to-clean **flour-dust filter** protects the functional parts from flour and dust deposits and increases the service life of the appliances (available as an accessory).



Moulded 304-grade stainless steel inner liner with generously radiused corners and a 3/4" cleaning drain in the liner base for easy cleaning.



The **foot pedal opener** allows easy hands-free opening of the door (available as an accessory).



With help from the **SuperCool** and **SuperFrost** buttons, goods can be cooled as quickly as possible (for max. 1hr depending on the quantity). This is helpful for example if these are within the permissible maximum temperature due to transport.



The **wire-on-tube condenser** with **removable filter** is perfectly designed for the conditions in bakeries and patisseries. The refrigerating capacity can be preserved for years with a minimum amount of maintenance.

The **cataphoretic-coated evaporator** provides protection against particularly aggressive and corrosive substances found in bakeries and this is an example of the attention to detail which goes to make Liebherr appliances reliable and long-lasting.

Precision electronic control systems in conjunction with high-quality refrigeration components for minimal energy consumption. Visual and audible door opening and temperature alarms alert the user to prevent any excessive rise in temperature and unnecessary loss of cold air.



The **unit compartment cover** with membrane control panel and the door both feature a seamless design which makes them very easy to clean.

Full-height handle integrated in the door is practical, easy to grip and above all, very straightforward to keep clean.



When a refrigerator or freezer door is opened, a **vacuum** is built up which makes it hard to reopen the door. This problem is solved by the **integrated pressure relief valve** which quickly equalises the vacuum.

Plug-in door seal can be replaced quickly and easily.



The door hinges are **reversible without any additional parts** and allow the appliances to be easily adapted to the installation site.



Self-closing door with **removable magnetic gasket** closes automatically from 60° opening angle, prevents loss of cold air and guarantees optimum product storage conditions. The doors remain open at 90° for loading.



Appliances are designed for **high ambient temperatures** (+10°C to +40°C) and guarantee efficiency and cost effectiveness even in extreme temperature conditions, such as in a hot bakery.

Height-adjustable stainless steel legs adjustable from 120 mm to 170 mm allow for easy cleaning also underneath the appliance. Castors are also available as an option.

BKPV 8470

Quality right down to the smallest detail

Liebherr refrigerators and freezers compliant with the Profiline bakery standard combine many convenient features to simplify your daily work. The high-performance forced-air system and the precision electronic controller enable exact temperature control as well as constant and homogeneous product cooling – to ensure perfect quality during storage.



Special air-ducting system, maximum insert options.

Two highly efficient and energy-saving fans ensure an optimum refrigerating effect in the interior using an indirect air-ducting system. This prevents the direct flow of cold air over sensitive products which could affect the quality of cakes, pies or doughs. As standard, the appliances are equipped with the maximum number of trayslides for bakery standard trays, at no further cost.



Euronorm bakers trays.

These bakery cabinets and the internal fittings are designed for use with 60 cm x 40 cm or 60 cm x 80 cm baking trays, depending on the appliance size.

Wide temperature range for flexibility.

The temperature ranges can be set individually from -5°C to +15°C and from -10°C to -35°C. That enables maximum flexibility depending on the application or products to be stored – and always ensures perfect refrigeration quality.

Choice of three air humidity ranges.

With three selectable humidity ranges, the appliances can be set to provide ideal storage conditions for a variety of such as chocolate, icing or dough, thus ensuring that they are stored in optimum conditions and their quality is preserved.

Energy-efficient hot gas.

Defrost less often and faster: the appliances defrost only when required since the electronic control system calculates the optimum defrost cycles based on the compressor run-time. Energy-efficient hot gas reduces the defrost time from approx. 30 to only approx. 10 minutes – with a low rise in temperature in the appliance. Positive for food quality: food items are not exposed to unnecessary temperature fluctuations.

Easy use – practical features.

For convenient use, the doors remain open at 90°, allowing easy loading and removal of larger product quantities. At less than 60° the doors close automatically by means of the magnetic seal – that prevents unnecessary loss of cold air. The sturdy foot pedal available as an accessory makes loading easier, if you don't have a hand free. The moulded 304-grade stainless steel inner liner is optimally designed for the insertion of bakery trays. The adjustable L-shaped trayslides allow easy insertion of 60 cm x 40 cm or 60 cm x 80 cm baking trays, depending on the appliance size. The inner liners are designed with generously radiused corners and a 3/4" cleaning drain in the liner base and are easy to clean. The door hinges on all appliances can easily be reversed.



Designed for high ambient temperatures.

With 82 mm insulation and heavy-duty refrigeration system the bakery models will operate reliably in ambient temperatures from +10°C to +40°C. Therefore they are ideally suited for professional use – for example in bakeries.



Reversible door hinges.

The door hinges can easily be reversed without any additional parts to adapt the appliances to the installation site.



Optimum refrigerating capacity – anywhere.

The appliances are designed for ambient temperatures from +10°C to +40°C, so they are optimally suited for use in a hot bakery or in branch stores – they always provide optimum refrigerating capacity. The refrigeration system and its components are fully compatible to meet demanding practical requirements with many door opening cycles.



Precision Profiline electronic control system for energy efficiency.

The easy-to-use electronic control system with default temperature range and humidity control programs allows accurate temperature setting. In addition, it ensures that the appliances defrost only as required, which helps to maintain good energy efficiency. In case of temperature deviations, caused e.g. by a door that is open a long time, the electronic control system triggers a visual and audible door alarm, thus protecting the products. The membrane keyboard on the electronic control system is dirt resistant and easy to clean.



Refrigerators for bakery trays
with fan-assisted cooling

	BKPv 8470 ProfiLine	BKPv 6570 ProfiLine
Total gross/net capacity	856/677 litre	602/365 litre
Exterior dimensions in mm (w/d/h)	790/980/2120	700/830/2120
Interior dimensions in mm (w/d/h)	609/800/1550	410/650/1550
Energy efficiency class ¹	<C>	<C>
Energy consumption in 365 days	765 kWh	542 kWh
Climate rating	5	5
Ambient temperature range	+10°C to +40°C	+10°C to +40°C
Refrigerant	R 290	R 290
Sound power level	58 dB(A)	58 dB(A)
Connection rating	2.0 A/350 W	2.0 A/250 W
Frequency/voltage	50 Hz/220–240V~	50 Hz/220–240V~
Cooling system	forced-air	forced-air
Defrost	automatic	automatic
Temperature range	-5°C to +15°C	-5°C to +15°C
Bakery standard	600 × 800 mm (600 mm wide)	400 × 600 mm (400 mm wide)
External cabinet finish	stainless steel	stainless steel
Door/lid material	stainless steel	stainless steel
Internal liner material	304-grade stainless steel	304-grade stainless steel
Type of control	electronic controller	electronic controller
Temperature display	external digital	external digital
Fault: warning signal	visual and audible	visual and audible
Interface	RS 485 optional	RS 485 optional
Adjustable shelves	25	20
Shelf material	stainless steel L-shaped trayslides	stainless steel L-shaped trayslides
Height of adjustable legs	120–170 mm	120–170 mm
Handle	full-length integrated handle	full-length integrated handle
Lock	fitted	fitted
Self-closing door	yes	yes
Door hinges	right, reversible on site	right, reversible on site
Insulation	83–60 mm	83–60 mm
Gross/net weight	171/152 kg	149/132 kg
Also available in white as	BKPv 8420	BKPv 6520
Accessories		
Optional castor set	9590581	9590581
Foot pedal opener	9590659	9590659
Flour-dust filter	9590247	9590247
Side-by-side set		9901969
Potential-free alarm output	9592748	9592748

¹ Notes on regulation 2015/1094 see page 9.

Freezers for bakery trays
with fan-assisted cooling

	BGPv 8470 ProfiLine	BGPv 6570 ProfiLine
Total gross/net capacity	856/677 litre	602/365 litre
Exterior dimensions in mm (w/d/h)	790/980/2120	700/830/2120
Interior dimensions in mm (w/d/h)	609/800/1550	516/650/1550
Energy efficiency class ¹	<C>	<D>
Energy consumption in 365 days	1997 kWh	1874 kWh
Climate rating	5	5
Ambient temperature range	+10°C to +40°C	+10°C to +40°C
Refrigerant	R 290	R 290
Sound power level	60 dB(A)	60 dB(A)
Connection rating	4.0 A/350 W	4.0 A/300 W
Frequency/voltage	50 Hz/220–240V~	50 Hz/220–240V~
Cooling system	forced-air	forced-air
Defrost	automatic	automatic
Temperature range	-10°C to -35°C	-10°C to -35°C
Bakery standard	600 × 800 mm (600 mm wide)	400 × 600 mm (400 mm wide)
External cabinet finish	stainless steel	stainless steel
Door/lid material	stainless steel	stainless steel
Internal liner material	304-grade stainless steel	304-grade stainless steel
Type of control	electronic controller	electronic controller
Temperature display	external digital	external digital
Fault: warning signal	visual and audible	visual and audible
Interface	RS 485 optional	RS 485 optional
Shelves, freezer compartment	25	20
Shelf material	stainless steel L-shaped trayslides	stainless steel L-shaped trayslides
Height of adjustable legs	120–170 mm	120–170 mm
Handle	full-length integrated handle	full-length integrated handle
Lock	fitted	fitted
Self-closing door	yes	yes
Door hinges	right, reversible on site	right, reversible on site
Insulation	83–60 mm	83–60 mm
Gross/net weight	176/157 kg	153/136 kg
Also available in white as	BGPv 8420	BGPv 6520
Accessories		
Optional castor set	9590581	9590581
Foot pedal opener	9590659	9590659
Flour-dust filter	9590247	9590247
Potential-free alarm output	9592746	9592746

¹ Notes on regulation 2015/1094 see page 9.

The advantages at a glance



Choice of **two humidity settings** in BKv for perfect storage conditions for different products.

The **Liebherr air-ducting system** with a highly efficient fan ensures optimum refrigeration quality and reduces energy consumption. The fan stops when the door is opened, which reduces the loss of cold air and promotes energy efficiency.



Low energy consumption thanks to 60 mm insulation with cyclopentane foam (CFC free).



The **10 pairs of L-shaped trayslides** at increments of 25 mm offer a high degree of flexibility and enable maximum use of the interior.



The seamlessly **moulded tough commercial-grade polystyrol inner liner** with generously radiused corners is easy to clean and enables perfect hygiene.



Adjustable legs (105 mm – 150 mm), available as an accessory, ensure easy cleaning also underneath the appliance.



BKv 5040

The **natural refrigerants R 290 and R 600a** are environmentally friendly, and in conjunction with highly-efficient compressors, very energy-efficient.

The **mechanical control system** with a digital temperature display is reliable and easy to use.

High refrigerating capacity designed for ambient temperatures from +10°C to +40°C ensures reliable operation all working conditions, for example in hot bakeries, patisseries or retail stores.

The **large surface-area evaporator (BKv 5040)** enables fast product cooling and high humidity, which prolongs the product storage life. A low humidity setting is available where required.



The door hinges are **reversible** (without any additional parts) and allow the appliances to be adapted on site.



After a freezer door is opened, a **vacuum** is built up by **air exchange** – with the effect that the door is difficult to reopen immediately afterwards. The integrated pressure relief valve on the BG 5040 quickly equalises the vacuum, so the door can be reopened easily.

Smart Frost

The **energy-efficient SmartFrost technology** (BG 5040) reduces frosting on the interior and frozen products, reduces the need for defrosting, and ensures homogeneous cooling.

Quality right down to the smallest detail

The quality and efficiency of professional refrigerators and freezers are decisive factors for successful use. With BKv 5040 and BG 5040, Liebherr offers two more appliances for special requirements in bakeries and patisseries: The models provide perfect refrigerating capacity thanks to optimised insulation and the fan-assisted cooling system. They are designed for ambient temperatures from +10°C to +40°C with simple and reliable controls for trouble-free use. The moulded one-piece liner guarantees easy cleaning for perfect hygiene.



60 x 40 cm trays for use in bakeries and patisseries.

With 321 / 486 L net capacities and a cost-effective design, these two models provide ideal solutions for a wide range of storage requirements.

Perfect storage conditions.

The BKv 5040 has two humidity settings to allow use for a variety of different products.

Perfect refrigerating capacity.

The appliances are designed for ambient temperatures from +10°C to +40°C, so they are suited for use in a hot bakery or in branch stores with frequent door openings. The refrigeration system is well-balanced designed to meet demanding practical requirements.

Sturdy L-shaped trayslides.

The extra strong trayslides with shelf positions for up to 22 trays (60 cm x 40 cm), enable neat storage of refrigerated or frozen products. The appliances come with 10 pairs of trayslides. They are adjustable in increments of 25 mm and enable flexible use of the interior as required.

Easy-care inner liner.

The moulded inner liner in tough, commercial-grade polystyrol with generously radiused corners enables easy, perfect hygienic cleaning.



Easy use – shelf removal at 90° door opening.



Refrigerators and freezers for bakery trays

BKv 5040

BG 5040

Smart Frost

Refrigerators and freezers for bakery trays	BKv 5040	BG 5040
Total gross / net capacity	491 / 375 litre	491 / 486 litre
Exterior dimensions in mm (w/d/h)	750 / 730 / 1640	750 / 730 / 1640
Interior dimensions in mm (w/d/h)	600 / 540 / 1410	600 / 540 / 1410
Energy efficiency class ¹	<D>	
Energy consumption in 365 days	753 kWh	614 kWh
Climate rating	5	
Ambient temperature range	+10°C to +40°C	+10°C to +40°C
Refrigerant	R 600a	R 290
Sound power level	50 dB(A)	52 dB(A)
Connection rating	1.5 A / 90 W	2.5 A / 120 W
Frequency / voltage	50 Hz / 220 – 240V~	50 Hz / 220 – 240V~
Cooling system	forced-air	static
Defrost	automatic	manual
Temperature range	+2°C to +15°C	-9°C to -26°C
Bakery standard	600 x 400 mm (600 mm wide)	600 x 400 mm (600 mm wide)
External cabinet finish	steel / white	steel / white
Door / lid material	steel	steel
Internal liner material	commercial grade moulded polystyrol	commercial grade moulded polystyrol
Type of control	analogue control	analogue control
Temperature display	external digital	external digital
Adjustable shelves	10	10
Shelf material	stainless steel L-shaped trayslides	stainless steel L-shaped trayslides
Handle	ergonomic slimline handle	ergonomic slimline handle
Lock	fitted	fitted
Door hinges	right, reversible on site	right, reversible on site
Gross / net weight	86 / 80 kg	93 / 86 kg
Accessories		
L-shaped trayslide, right	9006231	9006231
L-shaped trayslides, left	9006229	9006229
Castor base	9086365	9086365
Adjustable legs	9590229	9590229
Lock		on request

¹ Notes on regulation 2015/1094 see page 9.

Section: Refrigerators and freezers for bakery trays with fan-assisted cooling and stainless steel inner liner BKPv/BGPv

Side-by-Side set

The Side-by-Side set is easy to fit and enables the convenient use of two or more appliances next to one another and also allows their arrangement in a visually appealing manner. Furthermore, the Side-by-Side set prevents condensation and ice formation between two appliances which, without the Side-by-Side set, would otherwise be positioned next to one another.



Potential-free alarm output

The potential-free alarm output enables alarm forwarding to a central monitoring system. If the interior temperature exceeds +15°C (fridge accessory 9592748) or -10°C (freezer accessory 9592746) or the door is open for more than 5 minutes, the alarm is triggered. This ensures rapid intervention and therefore optimum storage. Max. connection values: 42V/8A from safety extra-low voltage (SELV).



Optional castor set

The sturdy castors (diameter 100 mm) allow the appliances to be moved easily and make it easy to clean the floor underneath the appliances. Two castors are equipped with brakes.



Foot pedal opener

If you don't have a hand free, you can conveniently open the door with the foot pedal opener available as an accessory.



Flour-dust filter

The flour-dust filter protects refrigeration components from dust deposits, for example caused by floured dough, thus avoiding potentially costly service calls. After installation, the integrated metal filter mat can be removed and cleaned without any tools. Can be cleaned in a dishwasher at 50°C.



Section: Refrigerators and freezers for bakery trays with polystyrol inner liner BKv/BG

L-shaped trayslides

Additional L-shaped trayslides (60 cm x 40 cm) are available.



Castor base

With a height of 125 mm, the sturdy castor base makes it easier to move appliances from place to place whenever required. A sturdy quality accessory designed to last.



Adjustable legs

The height-adjustable legs (105–150 mm) allow plenty of clearance for easy and convenient underneath the appliance for when day-to-day hygiene is particularly important.



Lock

The appliances are equipped with standard locks. Several appliances can be locked with one key. Additional lock barrels with up to ten different keys are available.



Refrigerators for the beverage industry

Exacting standards are demanded of refrigerators in the beverage industry. From highest-quality material selection to refrigeration component design through to design development, long-term use of the appliances is always given top priority at Liebherr. This also applies to the benefits for our customers: Liebherr models are therefore not only easy to load but also easy to clean, convenient to use, space-saving as well as energy-efficient and economical in continuous operation. And - they enable optimum product presentation. Attractive branding options enable you to effectively present your brand on Liebherr appliances and stimulate impulse buying. Liebherr offers a wide range of suitable models for the beverage industry for almost any application with many innovative ideas in premium quality and top design.



Increase awareness of your brand

With an individually designed brand look or with special features, Liebherr appliances meet nearly every requirement. The wide selection of models and a versatile accessory range make it easy to find the perfect solution for every application.

Your branding in the right light



BlackSteel

BlackSteel is a visually stunning and exceptionally appealing black stainless steel. Paired with a high-quality SmartSteel finish, BlackSteel lends an appliance both high-tech appeal and timeless elegance. The transverse-polished finish gives BlackSteel appliances a compelling and exclusive appearance, and significantly reduces the visibility of fingerprints on the doors and side walls. The finish is also easy to clean and much less sensitive to scratches.



LED lighting integrated into the glass door

An individual motif can be engraved on the inside of the glass door and illuminated with LEDs. Only the motif is illuminated so that it stands out very impressively. The engraving is set between the two panes of glass and is suitable for FKv 50 and FKv 30 appliances.



Customised colour design

Customised colour design enables eye-catching presentation of your brand and extremely attractive product display. Different materials and effects can be used to individually design the side walls, the door frames, the handle, the base compartment, the display frame and the inner liner according to customer specifications.



Glass door branding

Vinyls with individually designed motifs can be applied to the glass door. They are also available as "non-permanent" stickers which can completely be removed without difficulty at any time.



Vinyls

Depending on the quantity and motif, the branding design is applied on a suitable vinyl sticker, usually PC foil, in a screen printing or digital printing process. The vinyl stickers are then applied to the appliance, usually by Liebherr in the factory.



Dye-sublimation

The process is carried out in two steps. First, the sublimation paper is produced in a digital inkjet process. Then the design is transferred to a blank, shaped base material - a flat and specially coated sheet of metal.

The advantages at a glance



The **reversible door hinges** allow adaptation to the installation site.

The **automatic fan cut-out switch** minimises the loss of air when the door is open.



Forced-air cooling system ensures that drinks are chilled rapidly to serving temperature and that the temperature remains uniform throughout the interior.



The **moulded polystyrol inner liner** is odourless, very sturdy, durable and ensures perfect hygiene thanks to the generously radiused, easy-to-clean corners.



The **LED interior light with a separate switch** is energy-efficient and is designed to provide excellent product presentation without being unpleasantly bright.

The **powder-coated steel housing** features a seamless design and is extremely sturdy, impact-resistant and easy-to-clean as a result. The full height side walls can be individually designed according to customer specifications and used for branding purposes.

RoHS and WEEE conformity by using environmentally-friendly materials combined with optimal recyclability.

The natural and **CFC free refrigerant R 600a** is environmentally-friendly and, in conjunction with highly efficient compressors, very energy-efficient.



LED display is sure to attract attention to the contents. The display panel can be used for customised branding.



The **adjustable temperature range** allows individual temperature control.

The doors have **easily removable gaskets** for improved hygiene.

Design and functionality ingeniously combined: the HardLine design featuring side contour edges is a stylish up-market alternative for presenting your products.



The **door handle** is stylish but tough.



The **glass door** provides a perfect overview, ensures optimum energy efficiency and supports high-impact product presentation. The unique one-piece door frame combines clean looks with maximum stability.



The **plastic-coated, close-meshed wire shelves** are height-adjustable and allow variable use of the interior so that different-sized bottles, packs etc. can be accommodated. They feature an integrated retainer to ensure they are positioned firmly. This enhances security while filling with products (models FKDv 4503/..13/..23).

The **high-performance insulation** lowers energy consumption.



Quality right down to the smallest detail

Liebherr display refrigerators provide ideal conditions for high-impact and promotional product presentation. From the LED display to the LED interior lighting (with on/off switch) to the variable interior, these appliances offer many possibilities to perfectly present

the products. The display can be individually designed with attractive branding options. Height-adjustable wire shelves enable flexible adaptation to different bottle sizes and packages. The powerful cooling system ensures rapid chilling for busy locations.

Eye-catching illuminated display.

Liebherr offers several solutions for drawing more attention to appliances, products and your brands. The illuminated display surface can be branded to customer specification.


Four different display options are available:

The illuminated but transparent LightGuide display (FKDv 4523) installed on the door interior. This enables clear product visibility, whilst bringing your illuminated brand logo into focus.

The edge-lit LightGuide display on the exterior of the door (FKDv 4513), which highlights your branding and really gets it noticed. This slim LightGuide panel uniformly illuminates the entire display surface. No separate power supply is required for the lighting.

A customised sticker attached to the interior of the door (FKDv 4503), which is vividly illuminated by the ceiling lighting.

The striking LED-backlit display (FKDv 4203/4211/4213), which promotes a high degree of brand awareness.



LED interior lighting.

The LED interior lighting (with on/off switch) is energy-efficient and places your products in the limelight for optimum presentation. The lighting options available are as follows:

The LED vertical lighting to both sides which uses lighting accents to optimally display and attract attention to the products. This stylish interior illumination can be used to underscore the exclusivity of your products (FKDv 4523).

The LED vertical lighting to one side which guarantees excellent product presentation (FKDv 4211/4213/4503/4513).

The compact LED ceiling lighting, which provides accentuated illumination of the interior from above (FKDv 4203/4503).



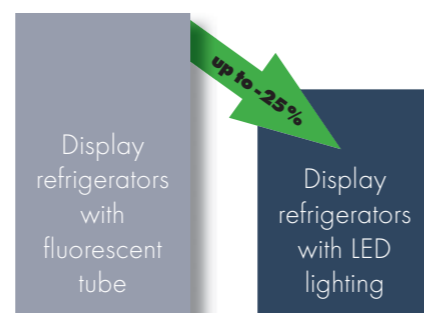
Beverages



Forced air cooling system.

Fan-assisted cooling system ensures that products are chilled quickly and that the temperature is distributed evenly even throughout the interior. The automatic fan cut-out switch minimises the loss of cold air when the door is open (without FKDv 4523).

Energy consumption in 24 h with lighting switched on



Optimum energy efficiency, low operating costs.


All of the display coolers use innovative LED lighting. The use of highly efficient LED lighting reduces the total energy consumption by 13 to 25 percent with the lighting switched on compared to similar models with fluorescent tubes. That lowers operating costs significantly – and the higher price of LED lighting is recovered in a very short time.



Special optional features available on customer-specific variants

Electronic Monitoring System.

The EMS controls, which come as standard with the FKDv 4523 (and is optionally available on the other display refrigerators), offer highly convenient technology for even greater energy efficiency. For example, the system detects door opening cycles and movements in front of the appliance. The refrigeration technology responds to these by adapting the cooling capacity and, in combination with a 'light off' function, this significantly reduces energy consumption.



Maximised product visibility.

The full-height glass door improves product visibility. Furthermore, the cabinet configuration with this door design increases available net capacity. The special glass provides good insulation and helps to enhance the energy efficiency of the appliance (FKDv 4503/4513/4523).

Display refrigerators with glass doors and fan-assisted cooling



Display refrigerators with glass doors and fan-assisted cooling	FKDv 4523 PremiumPlus	LED	FKDv 4513 Premium	LED	FKDv 4503 Premium	LED	FKDv 4213 Comfort	LED	FKDv 4211 Comfort	LED	FKDv 4203 Comfort	LED
Total gross/net capacity	449/422 litre		449/422 litre		449/422 litre		412/385 litre		412/385 litre		412/385 litre	
Exterior dimensions in mm (w/d/h)	600/696/2027		600/696/2027		600/696/2027		600/687/2010		600/687/2010		600/687/2010	
Interior dimensions in mm (w/d/h)	456/516/1804		456/516/1804		456/516/1800		456/516/1660		456/516/1660		456/516/1660	
Energy consumption in 365 days ¹	650 kWh		700 kWh		700 kWh		569 kWh		542 kWh		569 kWh	
Ambient temperature range	+10°C to +32°C		+10°C to +32°C		+10°C to +32°C		+10°C to +32°C		+10°C to +32°C		+10°C to +32°C	
Refrigerant	R 600a		R 600a		R 600a		R 600a		R 600a		R 600a	
Sound power level	52 dB(A)		52 dB(A)		52 dB(A)		52 dB(A)		52 dB(A)		52 dB(A)	
Connection rating	1.5 A/150 W		1.5 A/150 W		1.5 A/150 W		1.5 A/150 W		1.5 A/150 W		1.5 A/150 W	
Frequency/voltage	50 Hz/220–240V~		50 Hz/220–240V~		50 Hz/220–240V~		50 Hz/220–240V~		50 Hz/220–240V~		50 Hz/220–240V~	
Cooling system/Defrost	forced-air/automatic		forced-air/automatic		forced-air/automatic		forced-air/automatic		forced-air/automatic		forced-air/automatic	
Temperature range	+2°C to +12°C		+2°C to +12°C		+2°C to +12°C		+2°C to +12°C		+2°C to +12°C		+2°C to +12°C	
External cabinet finish	steel/black		steel/silver		steel/silver		steel/white		steel/white		steel/white	
Door/lid material	glass door		glass door		glass door		glass door		steel		glass door	
Internal liner material	moulded polystyrol (silver)		commercial grade moulded polystyrol		commercial grade moulded polystyrol		commercial grade moulded polystyrol		commercial grade moulded polystyrol		commercial grade moulded polystyrol	
Type of control	electronic controller		analogue control		analogue control		analogue control		analogue control		analogue control	
Temperature display	internal digital		internal analogue		internal analogue		internal analogue		internal analogue		internal analogue	
Interior light	LED vertical lighting to both sides, in parallel with the display		LED vertical lighting, switched in parallel with display		LED ceiling- and vertical lighting		LED vertical lighting, switched in parallel with display		LED vertical lighting, switched in parallel with display		LED horizontal lighting, switched in parallel with display	
Adjustable shelves	6		6		6		5		5		5	
Shelf material	clear-coated wire shelves		wire shelves plastic-coated		wire shelves plastic-coated		wire shelves plastic-coated		wire shelves plastic-coated		wire shelves plastic-coated	
Loading capacity 0.5L PET/facings 0.5L PET	304/7		304/7		304/7		256/7		256/7		256/7	
Loading capacity 0.33L can/facings 0.33L can	608/7		608/7		608/7		512/7		512/7		512/7	
Shelf loading	45 kg		45 kg		45 kg		45 kg		45 kg		45 kg	
Handle	Heavy-duty aluminium handle		Heavy-duty aluminium handle		Heavy-duty aluminium handle		ergonomic slimline handle		ergonomic slimline handle		ergonomic slimline handle	
Lock	fitted		can be retrofitted		fitted		fitted		fitted		fitted	
Self-closing door	yes		yes		yes							
Door hinges	right, reversible on site		right, reversible on site		right, reversible on site		right, reversible on site		right, reversible on site		right, reversible on site	
Gross/net weight	94/86 kg		93/86 kg		91/83 kg		85/79 kg		73/68 kg		85/78 kg	
Accessories												
Shelf, plastic-coated/Shelf, clear-coated	–/7112585		7113267/–		7113267/–		7113267/–		7113267/–		7113267/–	
Base grid	7113265		7113265		7113265		7113265		7113265		7113265	
Wooden grid	7114000		7114000		7114000		7114000		7114000		7114000	
Perforated shelf cover	7746179		7746179		7746179		7746179		7746179		7746179	
Scanner rail	7435063		7435063		7435063		7435063		7435063		7435063	
Gravity feed shelf on telescopic runners	9007659		9007659		9007659		9007659		9007659		9007659	
Gravity feed shelf without runners	9007045		9007045		9007045		9007045		9007045		9007045	
Protection bracket	7790671		7790671		7790671		7790603		7790603		7790603	
Castors for the protection bracket	7790761		7790761		7790761		7790761		7790761		7790761	
Lock			9590067				on request		on request		on request	
Side-by-Side set							9902275		9902275		9902275	

¹ Measured with light switched off

Quality right down to the smallest detail

Liebherr glass door refrigerators provide ideal conditions for presenting beverages effectively and for stimulating fast impulse buying: energy-efficient interior lighting and attractive glass doors attract attention to products in a visually fresh

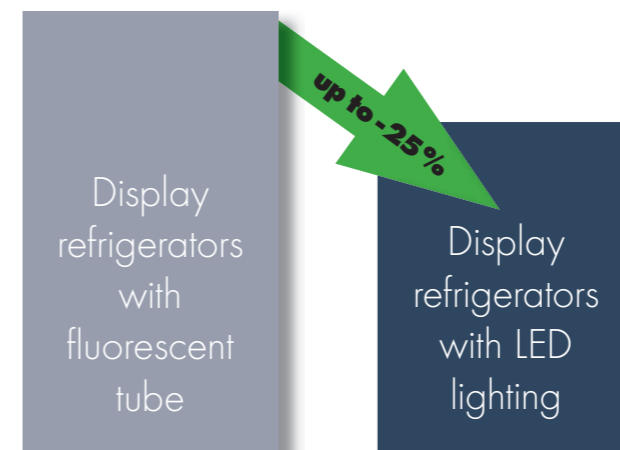
manner. The glass door appliances also impress with their professional performance that is typical of all Liebherr models with fan-assisted cooling: products are quickly chilled to the desired serving temperature throughout the interior.



Perfect product presentation.

Liebherr glass door refrigerators are equipped with innovative LED lighting technology. Combined with special light covers, it ensures exceptionally uniform and bright yet energy-saving illumination of the products. The glass doors are tested to perform well in the most difficult humidity conditions.

Energy consumption in 24 h with lighting switched on



Optimum energy efficiency, low operating costs.

All display coolers are fitted with LED lighting. The use of highly efficient LED lighting reduces the total energy consumption by 13 to 25 percent with the lighting switched on compared to similar models with fluorescent tubes. That lowers operating costs significantly – and the higher price of LED lighting pays itself off in a very short time.



Forced air cooling system.

Fan-assisted cooling system ensures that products are chilled quickly and that the temperature is distributed evenly even throughout the interior. The automatic fan cut-out switch minimises the loss of cold air when the door is open.



Ergonomic slimline door handle.

The sturdy slimline door handle is designed for intensive use. It is ergonomically positioned and easy to clean.



Reliable solution for maximum capacity.

The adjustable wire shelves have an extremely high loading capacity of up to 60 kg. They allow variable use of the interior – for all bottle sizes and packages.



Digital temperature display.

The digital temperature display on the FKvsl models tells the user the exact internal temperature and is easy to read from the outside at a glance.



Refrigerators with glass doors and fan-assisted cooling, silver exterior	FKvsl 5413 Premium	LED	FKvsl 4113 Premium	LED	FKvsl 3613 Premium	LED	FKvsl 2613 Premium	LED
Total gross/net capacity	572/536 litre		378/359 litre		348/320 litre		250/229 litre	
Exterior dimensions in mm (w/d/h)	750/730/1640		600/610/1800		600/610/1640		600/610/1250	
Interior dimensions in mm (w/d/h)	600/560/1452		470/440/1612		470/440/1452		470/440/1062	
Energy consumption in 365 days ¹	498 kWh		465 kWh		447 kWh		376 kWh	
Ambient temperature range	+10°C to +38°C		+10°C to +38°C		+10°C to +38°C		+10°C to +38°C	
Refrigerant	R 600a		R 600a		R 600a		R 600a	
Sound power level	48 dB(A)		48 dB(A)		48 dB(A)		48 dB(A)	
Connection rating	1.5 A/200 W		1.5 A/180 W		1.5 A/160 W		1.0 A/150 W	
Frequency/voltage	50 Hz/220–240V~		50 Hz/220–240V~		50 Hz/220–240V~		50 Hz/220–240V~	
Cooling system	forced-air		forced-air		forced-air		forced-air	
Defrost	automatic		automatic		automatic		automatic	
Temperature range	+1°C to +15°C		+1°C to +15°C		+1°C to +15°C		+1°C to +15°C	
External cabinet finish	steel/silver		steel/silver		steel/silver		steel/silver	
Door/lid material	glass door		glass door		glass door		glass door	
Internal liner material	commercial grade moulded polystyrol		commercial grade moulded polystyrol		commercial grade moulded polystyrol		commercial grade moulded polystyrol	
Type of control	analogue control		analogue control		analogue control		analogue control	
Temperature display	external digital		external digital		external digital		external digital	
Interior light	LED lighting, with separate switch		LED lighting, with separate switch		LED lighting, with separate switch		LED lighting, with separate switch	
Adjustable shelves	5		5		5		4	
Shelf material	wire shelves plastic-coated		wire shelves plastic-coated		wire shelves plastic-coated		wire shelves plastic-coated	
Loading capacity 0.5L PET	426		256		210		164	
Loading capacity 0.33L can	788		512		466		328	
Shelf loading	60 kg		45 kg		45 kg		45 kg	
Handle	ergonomic slimline handle		ergonomic slimline handle		ergonomic slimline handle		ergonomic slimline handle	
Lock	fitted		fitted		fitted		fitted	
Self-closing door	yes		yes		yes		yes	
Door hinges	right, reversible on site		right, reversible on site		right, reversible on site		right, reversible on site	
Gross/net weight	99/93 kg		84/79 kg		79/73 kg		65/60 kg	
Accessories								
Shelf, plastic-coated	7113409		7113413		7113413		7113413	
Clear-coated wire shelf	7112449		7112537		7112537			
Base grid	7113265		7113265		7113265		7113265	
Castor base	9086381				9086321		9086321	
Protection bracket	7790739		7790747		7790773			
Castors for the protection bracket	7790761		7790761		7790761			
Adjustable legs	9590229				9590231		9590231	
Scanner rail			7435063		7435063		7435063	
Gravity feed shelf for bottles			9007659		9007659		9007659	
Display fixture (beverages)			9600457		9600457		9600457	

¹ Measured with light switched off



Refrigerators with glass doors and fan-assisted cooling	FKv 5443 LED	FKv 4143 LED	FKv 3643 LED	FKv 2643 LED
Total gross/net capacity	572/536 litre	388/359 litre	348/320 litre	250/229 litre
Exterior dimensions in mm (w/d/h)	750/730/1640	600/610/1800	600/610/1640	600/610/1250
Interior dimensions in mm (w/d/h)	600/560/1452	470/440/1612	470/440/1452	470/440/1062
Energy consumption in 365 days ¹	498 kWh	465 kWh	447 kWh	376 kWh
Ambient temperature range	+10°C to +38°C	+10°C to +38°C	+10°C to +38°C	+10°C to +38°C
Refrigerant	R 600a	R 600a	R 600a	R 600a
Sound power level	48 dB(A)	48 dB(A)	48 dB(A)	48 dB(A)
Connection rating	1.5 A/200 W	1.5 A/180 W	1.5 A/160 W	1.0 A/150 W
Frequency/voltage	50 Hz/220–240V~	50 Hz/220–240V~	50 Hz/220–240V~	50 Hz/220–240V~
Cooling system	forced-air	forced-air	forced-air	forced-air
Defrost	automatic	automatic	automatic	automatic
Temperature range	+1°C to +15°C	+1°C to +15°C	+1°C to +15°C	+1°C to +15°C
External cabinet finish	steel/white	steel/white	steel/white	steel/white
Door/lid material	glass door	glass door	glass door	glass door
Internal liner material	commercial grade moulded polystyrol	commercial grade moulded polystyrol	commercial grade moulded polystyrol	commercial grade moulded polystyrol
Type of control	analogue control	analogue control	analogue control	analogue control
Temperature display	external digital	external digital	external digital	external digital
Interior light	LED lighting, with separate switch	LED lighting, with separate switch	LED lighting, with separate switch	LED lighting, with separate switch
Adjustable shelves	4	5	4	3
Shelf material	wire shelves plastic-coated	wire shelves plastic-coated	wire shelves plastic-coated	wire shelves plastic-coated
Loading capacity 0.5L PET	426	256	210	164
Loading capacity 0.33L can	788	512	466	328
Shelf loading	60 kg	45 kg	45 kg	45 kg
Handle	ergonomic slimline handle	ergonomic slimline handle	ergonomic slimline handle	ergonomic slimline handle
Lock	fitted	fitted	fitted	fitted
Door hinges	right, reversible on site	right, reversible on site	right, reversible on site	right, reversible on site
Gross/net weight	94/88 kg	81/75 kg	75/70 kg	61/57 kg
Accessories				
Shelf, plastic-coated	7113409			
Clear-coated wire shelf	7112449	7112537	7112537	7112537
Base grid	7113265	7113265	7113265	7113265
Castor base	9086365			9086323
Scanner rail				7435063
Protection bracket	7790739	7790747	7790773	
Castors for the protection bracket	7790761	7790761	7790761	
Adjustable legs	9590229		9590231	9590231
Gravity feed shelf for bottles		9007659	9007659	9007659
Lock	on request	on request	on request	on request

¹ Measured with light switched off

The advantages at a glance

The **adjustable temperature range** allows individual temperature control.

The **powder-coated sheet steel housing** is extremely sturdy, impact-resistant and easy to clean. The one-piece side walls can be used for branding to customer specifications.

ROHS and WEEE conformity by using environmentally-friendly materials combined with optimal recyclability.



The **sturdy lock** prevents unauthorised access.



The **fan-assisted cooling system** ensures that drinks are chilled rapidly to serving temperature and that the temperature is distributed evenly throughout the interior.



The **plastic-coated wire shelves** are adjustable and allow variable use of the interior. The close-mesh shelves have an extremely high loading capacity of up to 45 kg and ensure secure positioning of bottles and packages.

The natural and **CFC free refrigerant R 600a** is environmentally-friendly and, in conjunction with highly efficient compressors, very energy-efficient.

The **highly efficient insulation** lowers energy consumption.



The tough base **grid** protects the inner liner from damage, e.g. by beer crates or kegs.

Design and functionality ingeniously combined: the elegant SwingLine design featuring side contour edges and silver colour makes the FKvsl appliances the first choice for a quality design.



The doors have **easily-removable gaskets** for improved hygiene.

The **automatic fan cut-out switch** minimises loss of cold when the door is open.

The **reversible door hinges** allow the appliances to be adapted to the installation site.




The **ergonomic slimline door handle** is both tough and stylish.



The **moulded inner liner** is odourless, very tough, durable and ensures perfect hygiene thanks to the generously radiused, easy-to-clean corners.



Strong rear transportation handles to help move the appliance from place to place when required.



Quality right down to the smallest detail

Optimised refrigeration components and increased insulation for lower energy consumption, thus contributing to lower operating costs. The high-performance fan-assisted cooling system rapidly cools down products to serving temperature and maintains temperature throughout the interior. And thanks to the seamless inner liner, the appliances are easy to clean and enable perfect hygiene.



Extremely sturdy – for professional applications.

Liebherr refrigerators are specially designed for intensive use in commercial applications: high-quality materials and careful production make them reliable and durable even in heavy-duty conditions. All components are rigorously checked in practical tests. The electronic and refrigeration components are well balanced for maximum reliability. Thus the appliances ensure performance and efficiency day after day.



Forced-air cooling system.


The high-performance fan-assisted cooling system rapidly cools down products. Adjustable wire shelves provide maximum flexibility, e.g. when storing bottles and packages of various sizes.



Product safety.

The sturdy lock prevents unauthorised access, so your products are always protected.

Energy consumption in 24 h



Excellent energy efficiency.

Thanks to the highly efficient compressors and precision control system, Liebherr solid door appliances are very energy-efficient. The extra and highly effective insulation, in conjunction with the environmentally-friendly and highly efficient CFC free refrigerant R 600a, ensures reduced power consumption, resulting in outstanding eco-friendliness and low power and operating costs.



Large volume – easy care.

Thanks to the base grid, the appliance inner base can be used for heavy products such as beverage crates or kegs. The moulded, seamless inner liner is odourless, very tough, durable and enables perfect hygiene thanks to the generously radiused, easy-to-clean corners.



High mobility.

No more strenuous lifting and carrying: two handles foamed in on the rear of the appliance as well as rear rollers on the appliance base make it easy to move the appliances for short distances.



Refrigerators with solid doors and fan-assisted cooling, silver exterior

FKvsl 5410 Premium

FKvsl 3610 Premium

FKvsl 2610 Premium

Total gross / net capacity	554/520 litre	333/307 litre	240/221 litre
Exterior dimensions in mm (w/d/h)	750/730/1640	600/610/1640	600/610/1250
Interior dimensions in mm (w/d/h)	600/560/1452	470/440/1452	470/440/1062
Energy consumption in 365 days	359 kWh	346 kWh	287 kWh
Ambient temperature range	+10°C to +43°C	+10°C to +43°C	+10°C to +43°C
Refrigerant	R 600a	R 600a	R 600a
Sound power level	48 dB(A)	48 dB(A)	48 dB(A)
Connection rating	1.5 A/150 W	1.5 A/130 W	1.0 A/120 W
Frequency/voltage	50 Hz/220–240V~	50 Hz/220–240V~	50 Hz/220–240V~
Cooling system	forced-air	forced-air	forced-air
Defrost	automatic	automatic	automatic
Temperature range	+1°C to +15°C	+1°C to +15°C	+1°C to +15°C
External cabinet finish	steel/silver	steel/silver	steel/silver
Door/lid material	steel	steel	steel
Internal liner material	commercial grade moulded polystyrol	commercial grade moulded polystyrol	commercial grade moulded polystyrol
Type of control	analogue control	analogue control	analogue control
Temperature display	external digital	external digital	external digital
Adjustable shelves	5	5	4
Shelf material	wire shelves plastic-coated	wire shelves plastic-coated	wire shelves plastic-coated
Loading capacity 0.5L PET	426	210	164
Loading capacity 0.33L can	788	466	328
Shelf loading	60 kg	45 kg	45 kg
Handle	ergonomic slimline handle	ergonomic slimline handle	ergonomic slimline handle
Lock	fitted	fitted	fitted
Self-closing door	yes	yes	yes
Door hinges	right, reversible on site	right, reversible on site	right, reversible on site
Gross/net weight	78/72 kg	61/56 kg	51/46 kg
Accessories			
Shelf, plastic-coated	7113409	7113413	7113413
Clear-coated wire shelf	7112449	7112537	
Base grid	7113265	7113265	7113265
Castor base	9086381	9086321	9086321
Protection bracket	7790739	7790773	
Castors for the protection bracket	7790761	7790761	
Display fixture (beverages)		9600457	9600457
Adjustable legs	9590229	9590231	9590231
Scanner rail		7435063	7435063
Gravity feed shelf for bottles		9007659	9007659



Refrigerators with solid doors and fan-assisted cooling	FKv 5440	FKv 4140	FKv 3640	FKv 2640
Total gross/net capacity	554/520 litre	373/346 litre	333/307 litre	240/221 litre
Exterior dimensions in mm (w/d/h)	750/730/1640	600/610/1800	600/610/1640	600/610/1250
Interior dimensions in mm (w/d/h)	600/560/1452	470/440/1612	470/440/1452	470/440/1062
Energy consumption in 365 days	359 kWh	352 kWh	346 kWh	287 kWh
Ambient temperature range	+10°C to +43°C	+10°C to +43°C	+10°C to +43°C	+10°C to +43°C
Refrigerant	R 600a	R 600a	R 600a	R 600a
Sound power level	48 dB(A)	48 dB(A)	48 dB(A)	48 dB(A)
Connection rating	1.5 A/150 W	1.5 A/160 W	1.5 A/130 W	1.0 A/120 W
Frequency/voltage	50 Hz/220–240V~	50 Hz/220–240V~	50 Hz/220–240V~	50 Hz/220–240V~
Cooling system	forced-air	forced-air	forced-air	forced-air
Defrost	automatic	automatic	automatic	automatic
Temperature range	+1°C to +15°C	+1°C to +15°C	+1°C to +15°C	+1°C to +15°C
External cabinet finish	steel/white	steel/white	steel/white	steel/white
Door/lid material	steel	steel	steel	steel
Internal liner material	commercial grade moulded polystyrol	commercial grade moulded polystyrol	commercial grade moulded polystyrol	commercial grade moulded polystyrol
Type of control	analogue control	analogue control	analogue control	analogue control
Temperature display	external digital	external digital	external digital	external digital
Adjustable shelves	4	5	4	3
Shelf material	wire shelves plastic-coated	wire shelves plastic-coated	wire shelves plastic-coated	wire shelves plastic-coated
Loading capacity 0.5L PET	426	256	210	164
Loading capacity 0.33L can	788	512	466	328
Shelf loading	60 kg	45 kg	45 kg	45 kg
Handle	ergonomic slimline handle	ergonomic slimline handle	ergonomic slimline handle	ergonomic slimline handle
Lock	fitted	fitted	fitted	fitted
Door hinges	right, reversible on site	right, reversible on site	right, reversible on site	right, reversible on site
Gross/net weight	77/70 kg	70/64 kg	60/54 kg	49/45 kg
Accessories				
Shelf, plastic-coated	7113409			
Clear-coated wire shelf	7112449	7112537	7112537	7112537
Base grid	7113265	7113265	7113265	7113265
Castor base	9086365		9086323	9086323
Scanner rail		7435063	7435063	7435063
Protection bracket	7790739	7790747	7790773	
Castors for the protection bracket	7790761	7790761	7790761	
Adjustable legs	9590229		9590231	9590231
Gravity feed shelf for bottles		9007659	9007659	9007659

Quality right down to the smallest detail

An attractive eye-catcher and efficient refrigerator in one, Liebherr countertop refrigerators always put your products in the centre of attention. Thanks to the forced-air cooling system, drinks are chilled quickly to serving temperature, and the temperature is distributed evenly throughout the interior. Height-adjustable shelves enable individual adaptation to different packaging types or products. The high-insulating glass doors ensure product visibility with sales appeal.



Glass door with stainless steel frame.

The stainless steel appliance FKv 503 features a glass door with a stainless steel frame – a material combination with a very high quality appeal. The FKv 503 is designed to make a high-quality impression without excessive branding. The stainless steel exterior finish is highly polished with an anti-fingerprint coating. With minimal attention the unit remains looking in pristine condition. It is also extremely quiet making it ideal for a wide range of applications including e.g. meeting rooms or VIP hospitality.



Maximum storage capacity.

The compressor is located behind the display (BCDv) thus increasing the available bottle capacity.

Counter-top refrigerators with fan-assisted cooling	FKv 503 Premium	LED	BCDv 1003	LED
Total gross/net capacity	45/42 litre		85/77 litre	
Exterior dimensions in mm (w/d/h)	425/450/612		497/548/816	
Interior dimensions in mm (w/d/h)	338/270/516		430/360/544	
Energy consumption in 365 days ¹	279 kWh		484 kWh	
Ambient temperature range	+10°C to +38°C		+10°C to +35°C	
Refrigerant	R 600a		R 600a	
Sound power level	39 dB(A)		53 dB(A)	
Connection rating	1.0 A/130 W		1.0 A/118 W	
Frequency/voltage	50 Hz/220–240V~		50 Hz/220–240V~	
Cooling system	forced-air		forced-air	
Defrost	automatic		manual	
Temperature range	+2°C to +12°C		+2°C to +15°C	
External cabinet finish	stainless steel		steel/silver	
Door/lid material	glass door		glass door	
Internal liner material	commercial grade moulded polystyrol		commercial grade moulded polystyrol	
Type of control	analogue control		analogue control	
Interior light	LED horizontal lighting, with separate switch and adjustable		LED horizontal lighting, switched in parallel with display	
Adjustable shelves	2		2	
Shelf material	clear-coated wire shelves		wire shelves plastic-coated	
Loading capacity 0.5L PET	27		56	
Loading capacity 0.33L can	60		116	
Shelf loading	30 kg		30 kg	
Handle			recessed grip	
Lock	fitted		fitted	
Self-closing door			yes	
Door hinges	right hand hinged, not reversible		right, reversible on site	
Gross/net weight	35/31 kg		38/36 kg	
Accessories				
Scanner rail			7450756	

¹ Measured with light switched off

The advantages at a glance



The **toughened, single pane safety glass** stabilises the upper area of the chest.



The **sliding glass lid** provides good product visibility and enables high-impact and convincing product presentation. A lid lock is optionally available.

The **analogue temperature display** tells the user the exact internal temperature that has been set.



The **multi-part top frame** provides an attractive and contemporary design. The radiused corners provide stability and customer protection.



Easy opening and closing of the chest lid thanks to a special sliding layer in the sealing profiles.

The **slim yet strong top frame** combines stability with maximum product visibility.

ROHS and WEEE conformity by using environmentally friendly materials combined with optimal recyclability.

Customised branding: chest bottle coolers have the advantage of a large surface area available for branding.




Sturdy swivel castors enable easy repositioning of the chest freezer. They also facilitate easy cleaning of the floor space underneath the appliance.

The **housing** is extremely sturdy and impact-resistant as a result.

The **highly effective insulation** reduces energy consumption and ensures constant temperatures.

The natural and **CFC free refrigerant R 600a** is environmentally-friendly and, in conjunction with highly efficient compressors, very energy-efficient.



FT 3302

Quality right down to the smallest detail

Liebherr beverage chest coolers are optimally equipped for continuous operation in professional applications. Reliable performance and efficiency are ensured by the durable, quiet compressor and highly effective insulation. The sturdy sliding glass lids seal tightly even during intensive use, prevent temperature loss and provide a clear view of the products. The fully adjustable temperature control ensures that temperatures are maintained at a constant level between +2 °C and +15 °C. Thanks to the tough aluminium top frame and corrosion-resistant aluminium inner liner, the chest coolers are impact-resistant and easy to clean.



Sturdy sliding glass lid.

The sliding glass lids on the FT 3302 model are made of toughened, single-pane safety glass and enable high-impact product presentation due to the slim yet very strong top frame construction.



Sturdy swivel castors.

Sturdy swivel castors enable easy repositioning. The FT models have tough 50 mm non-marking castors.

Chest coolers	FT 3302	FT 3300
Total gross/net capacity	334/261 litre	326/291 litre
Exterior dimensions in mm (w/d/h)	1045/661/911	1045/661/916
Interior dimensions in mm (w/d/h)	920/535/600	920/535/660
Energy consumption in 365 days	451 kWh	305 kWh
Ambient temperature range	+10°C to +30°C	+10°C to +30°C
Refrigerant	R 600a	R 600a
Sound power level	42 dB(A)	42 dB(A)
Connection rating	1.0 A/170 W	1.0 A/170 W
Frequency/voltage	50 Hz/220–240V~	50 Hz/220–240V~
Cooling system	static	static
Defrost	manual	manual
Temperature range	+2°C to +15°C	+2°C to +15°C
External cabinet finish	steel/white	steel/white
Door/lid material	sliding glass lid	aluminium
Cover frame	white	white
Internal liner material	Aluminium	Aluminium
Type of control	analogue control	analogue control
Castors	swivel castors	swivel castors
Lock	can be retrofitted	can be retrofitted
Gross/net weight	58/50 kg	53/46 kg
Accessories		
Cylinder lock for foamed lid		7042835
Cylinder lock for glass sliding lid	7043359	
Basket large (250 mm)	7113393	7113393
Basket small (210 mm)	7113319	7113319
External thermostat dial	on request	on request

Section: Refrigerators with glass doors and solid doors

Side-by-Side set

The Side-by-Side set enables the simple conversion of two display refrigerators into one 120 cm-wide double-door refrigerator-freezer. The continuous display across both appliances ensures perfect brand presentation.



Display fixture (beverages)

The retrofittable illuminated display for the 60 cm-wide FKvsl models ensures a high level of attention for the appliance and its contents. The design of a display field can be adapted easily to individual requirements.



Wire shelf

The shelves are coated with abrasion-resistant plastic and have a loading capacity of up to 45 kg (applies to 60 cm wide appliances) or 60 kg (applies to 75 cm wide appliances). The base grid protects the inner liner and allows use of the cabinet floor space for storage, even for kegs.



Perforated shelf cover

The tough wire shelves in combination with the additional perforated shelf covers provide optimum stability, particularly for slim items. The perforated shelves are highly durable and optimally designed for storing drinks.



Protection bracket / Castors for protection bracket

The sturdy protection bracket protects the condenser on the rear of the appliance and the underside of the appliance optimally against impacts during transportation of (larger) FKv(sl) models. Ideal for use when transporting appliances by lorry. / To facilitate transport, two sturdy castors can be mounted directly on the protection bracket on the rear, thus allowing the appliance also to be easily moved as with a sack barrow.



Scanner rail

Price tags and scan codes can easily be displayed using the practical scanner rail. Easy to attach to the front of the grid shelves! The scanner rail inserts can also be used for branding purposes where several brands are on display.



Adjustable feet

The robust adjustable feet with a height of 105-150 mm provide adequate ground clearance and make it easy and convenient to clean under the appliance.



Wooden shelf

The heavy-duty wooden shelf made from copper beech is optimally designed for the safe storage of bottles. It gives the interior a high-quality character and, in addition to providing a clear view, it also provides easy access to the bottles.



Castor base

The heavy-duty castor base, with an overall height of 125 mm, makes it easier to move refrigerators from place to place frequently. Its high-quality manufacture and quality guarantee long service life.



Gravity feed shelf for bottles

On the practical gravity feed shelf, the 0.5 litre bottles are always to hand at the front. The gravity feed shelf can be drawn out on telescopic rails to replenish supplies.



Lock

The appliances are equipped with locks as (except FKDv 4513). Several appliances can be locked with one key. Additional lock barrels with up to ten locks and keys are available for the models FKDv 42.. and FKv 43.. The FKDv 4513 does not have a lock as standard. A retrofit lock option is available.

Section: Chest coolers

Cylinder lock for foamed lid / Cylinder lock for glass sliding lid

A lid lock can be installed on all models to secure the contents of the chest appliance. Cylinder lock for foamed lid suitable for FT 3300. Cylinder lock for glass sliding lid suitable for FT 3302.



Hanging baskets


Hanging baskets allow goods to be presented clearly.



External control button

In FT chest coolers, the external control button makes it easier to access the thermostat and adjust the temperature. It is available in six different colours.





Freezers for the frozen food and ice-cream industries

Continuous operation in professional applications puts special demands on freezers for the frozen food and ice cream industry. That is why Liebherr takes great care in the development of these appliances to meet your customer requirements with high quality and innovative ideas. High-insulating materials, in conjunction with highly efficient compressors, efficient refrigerants, and well-balanced refrigeration components as well as precision electronic control systems, ensure outstanding refrigeration capacity - even in extreme conditions. In addition, the appliances are easy to clean and very economical in consumption. Company and product brands can be used to stimulate impulse buying. Liebherr offers a wide range of models for almost any application, always featuring premium quality and top design. You can rely on Liebherr professional appliances - 24 hours a day, 365 days a year.

Increase awareness of your brand

Liebherr offers many individual and impressive branding options for freezers. You can choose between various methods and different models. Upon request we can develop customised appliance concepts to meet your specific brand requirements.



Customised vinyls

Depending on the quantity and motif, the desired brand is applied on a suitable vinyl sticker, usually PC film, in a screen printing or digital printing process. Vinyl stickers can be applied by Liebherr in the factory.

Display/side wall/door colours

Customised colour design enables eye-catching presentation of your brand and extremely attractive product display. Different materials and effects can be used to individually design the side walls, the door frames, the handle, the base compartment, the display frame and the inner liner according to customer specifications.



LED logo

An individual motif can be engraved and illuminated with LEDs between the two panes of glass door. The effect is impressive – the motif is showed off brilliantly.



Customised colour design

Customised colour design enables eye-catching presentation of your brand and extremely attractive product display. Different materials and effects can be used to individually design the side walls, the door frames, the handle, the base compartment, the display frame and the inner liner according to customer specifications.



3D effect



3D-Branding

3D branding gives an appliance extraordinary visual appeal and opens up new opportunities for creatively using images and logos in advertising graphics. Using innovative 3D lenticular printing technology high-quality stickers are created which have fascinating optical effects. In addition, we can apply different printing levels and layers to glass door surfaces to create a 3D effect when combined with the right backlighting. 3D branding transforms any appliance into a stunning, unique, head-turning feature that is sure to encourage impulse buying.

The advantages at a glance



Sturdy suspended baskets provide a clear view of the goods presented.



The white-coated **steel inner liner** with covered corners is easy to clean, tough and hygienic and features good thermal conductivity.



The **hot-gas frame heater** prevents condensation on the glass lids, provides a clear view of the products inside the chest and supports optimum product presentation.

The **multi-part frame** features an attractive and contemporary design. The radiused corners provide stability and guarantee customer safety.



High-performance insulation ensures that temperatures remain even and reduces energy consumption.

The **sheet steel housing** is extremely robust and resistant to impact damage.

ROHS and WEEE conformity by using environmentally friendly materials combined with optimal recyclability.



Sturdy swivel castors make it easier to move the appliance and allow convenient cleaning underneath the appliance.



The optional **energy-efficient LED interior light** creates a powerful visual impact by highlighting the products on display. A lid lock is optionally available.



The **toughened, single-pane safety glass** is shatter-proof, resilient and stabilises the upper area of the chest. Good product visibility is ensured by reduced heat radiation. The lid can be removed for easy handling and cleaning.



The **sturdy lid** can be easily opened and closed – with a minimum of effort.



Adjustable temperature range between -10°C and -24°C to suit individual needs.

Analogue temperature display tells the user the actual internal temperature at the load line.

The **cooling condenser** is embedded in the foam insulation all the way round the outer skin, which reduces vibration and makes the appliance quiet in operation. Condensation is stopped from forming on the housing; the outer skin is easy to clean – for perfect hygiene.



The **coloured compressor compartment cover** is matched in shape and colour to the frame.

The **natural refrigerants R 290 and R 600a** are CFC free, environmentally friendly and, in conjunction with highly efficient compressors, very energy-efficient.

GTI 4153

Quality right down to the smallest detail

Liebherr chest freezers are specially designed to meet extreme requirements and withstand high stress in professional applications. Sturdy materials, high-quality refrigeration components and quality workmanship guarantee long life. High-

impact product presentation in the chest freezers is ensured by sturdy baskets and sliding glass lids which provide a clear view. In the wide range of sales chest freezers, you will find the right appliance with suitable features for every requirement.



Easy-glide glass lids.

The lids on GTI chest freezers are made of tempered safety glass. The integrated hot-gas frame heater combined with the specially profiled lid gaskets ensure that the lids open and close smoothly with a minimum of effort.



Insulated sliding lid.

The solid lids on the GTE ..00 models are extremely robust thanks to the composite aluminium and rigid PVC cover. The top is protected with a scratch-resistant aluminium worktop. A lid lock is available as an accessory.



Maximised total display area.

The slim yet highly durable plastic and aluminium frame provides the greatest possible surface area for displaying merchandise. This means that customers have the best possible view of the freezer's contents and product presentation is optimised.



Tough construction.

The multi-part plastic and aluminium frame with radiused corners ensures optimum stability.



High-impact product presentation.

GTE ..52/GTI ice-cream chest freezers are fitted with a LED interior light that can be switched on separately. The glare-free light is horizontally integrated into the front of the inner liner. Sturdy baskets are available in different sizes for impulse and bulk ice cream. They can be flexibly arranged to ensure optimum use of the interior. Practical partitions for this purpose are available as an accessory.



White-coated steel inner liner.

The white-coated steel inner liner is tough and hygienic.



Quieter thanks to outer skin condenser.

Thanks to the foamed in outer skin condenser, the ice-cream chest freezers are virtually maintenance-free – and the housing is easy to clean. In addition, condensation water does not form on the outside.



Sturdy swivel castors.

When freezers need to be repositioned regularly, robust swivel castors provide practical mobility. All GTE/GTI models are fitted with high-quality rubberised 50 mm swivel castors.



Impulse sales chest freezers	GTI 5853 LED	GTI 4953 LED	GTI 4153 LED	GTI 3353 LED	GTI 2553 LED	GTI 1753 LED
Total gross/net capacity	578/430 litre	495/367 litre	413/304 litre	330/241 litre	247/178 litre	164/115 litre
Exterior dimensions in mm (w/d/h)	1675/661/913	1465/661/913	1255/661/913	1045/661/913	835/661/913	625/661/913
Interior dimensions in mm (w/d/h)	1550/535/560	1340/535/560	1130/535/560	920/535/560	710/535/560	500/535/560
Total display area in m² (TDA)	0.91	0.79	0.67	0.54	0.42	0.30
Energy consumption in 365 days ¹	1678 kWh	1351 kWh	803 kWh	694 kWh	656 kWh	595 kWh
Ambient temperature range	+10°C to +30°C	+10°C to +30°C	+10°C to +30°C	+10°C to +30°C	+10°C to +30°C	+10°C to +30°C
Refrigerant	R 290	R 290	R 290	R 600a	R 600a	R 600a
Sound power level	52 dB(A)	52 dB(A)	42 dB(A)	42 dB(A)	42 dB(A)	42 dB(A)
Connection rating	1.5 A/240 W	1.5 A/240 W	1.5 A/200 W	1.5 A/150 W	1.0 A/150 W	1.0 A/130 W
Frequency/voltage	50 Hz/220–240V~	50 Hz/220–240V~	50 Hz/220–240V~	50 Hz/220–240V~	50 Hz/220–240V~	50 Hz/220–240V~
Cooling system	static	static	static	static	static	static
Defrost	manual	manual	manual	manual	manual	manual
Temperature range	–10°C to –24°C	–10°C to –24°C	–10°C to –24°C	–10°C to –24°C	–10°C to –24°C	–10°C to –24°C
Door/lid material	sliding glass lid	sliding glass lid	sliding glass lid	sliding glass lid	sliding glass lid	sliding glass lid
External cabinet finish	steel/white	steel/white	steel/white	steel/white	steel/white	steel/white
Internal liner material	steel	steel	steel	steel	steel	steel
Frame colour	grey	grey	grey	grey	grey	grey
Type of control	analogue control	analogue control	analogue control	analogue control	analogue control	analogue control
Temperature display	internal analogue	internal analogue	internal analogue	internal analogue	internal analogue	internal analogue
Interior light	LED	LED	LED	LED	LED	LED
Number of baskets	7	6	5	4	3	2
Castors	swivel castors	swivel castors	swivel castors	swivel castors	swivel castors	swivel castors
Water drain	yes	yes	yes	yes	yes	yes
Gross/net weight	94/84 kg	80/71 kg	72/63 kg	63/56 kg	56/49 kg	48/42 kg
Also available without interior light as	GTI 5803	GTI 4903	GTI 4103	GTI 3303	GTI 2503	GTI 1703
Accessories						
Separating grid 250 mm	7113345	7113345	7113345	7113345	7113345	7113345
Separating grid 210 mm	7113343	7113343	7113343	7113343	7113343	7113343
Cylinder lock for glass sliding lid	7043359	7043359	7043359	7043359	7043359	7043359
External thermostat dial	on request	on request	on request	on request	on request	on request
Scoop ice cream containers	on request	on request	on request	on request	on request	on request
Baskets for scoop ice cream containers	on request	on request	on request	on request	on request	on request
Glass fixture			9809160			

¹ Measured with light switched off



Sales chest freezers	GTE 5800	GTE 5852 LED	GTE 4900	GTE 4952 LED	GTE 4100	GTE 4152 LED
Total gross/net capacity	573/513 litre	585/463 litre	491/439 litre	501/396 litre	409/365 litre	417/328 litre
Exterior dimensions in mm (w/d/h)	1675/661/916	1675/661/911	1465/661/916	1465/661/911	1255/661/916	1255/661/911
Interior dimensions in mm (w/d/h)	1550/535/660	1550/535/600	1340/535/660	1340/535/600	1130/535/660	1130/535/600
Total display area in m² (TDA)	0.91	0.91	0.79	0.79	0.67	0.67
Energy consumption in 365 days ¹	931 kWh	1113 kWh	730 kWh	913 kWh	584 kWh	730 kWh
Ambient temperature range	+10°C to +30°C	+10°C to +30°C	+10°C to +30°C	+10°C to +30°C	+10°C to +30°C	+10°C to +30°C
Refrigerant	R 290	R 290	R 290	R 290	R 290	R 290
Sound power level	52 dB(A)	52 dB(A)	52 dB(A)	52 dB(A)	42 dB(A)	42 dB(A)
Connection rating	1.5 A/240 W	1.5 A/240 W	1.5 A/240 W	1.5 A/240 W	1.5 A/200 W	1.5 A/200 W
Frequency/voltage	50 Hz/220–240V~	50 Hz/220–240V~	50 Hz/220–240V~	50 Hz/220–240V~	50 Hz/220–240V~	50 Hz/220–240V~
Cooling system	static	static	static	static	static	static
Defrost	manual	manual	manual	manual	manual	manual
Temperature range	–10°C to –24°C	–10°C to –24°C	–10°C to –24°C	–10°C to –24°C	–10°C to –24°C	–10°C to –24°C
Door/lid material	aluminium sliding lid	sliding glass lid	aluminium sliding lid	sliding glass lid	aluminium sliding lid	sliding glass lid
External cabinet finish	steel/white	steel/white	steel/white	steel/white	steel/white	steel/white
Internal liner material	steel	steel	steel	steel	steel	steel
Frame colour	grey	grey	grey	grey	grey	grey
Type of control	analogue control	analogue control	analogue control	analogue control	analogue control	analogue control
Temperature display	internal analogue	internal analogue	internal analogue	internal analogue	internal analogue	internal analogue
Interior light		LED		LED		LED
Number of baskets	0	0	0	0	0	0
Number of baskets, max (see illustration)	7	7	6	6	5	5
Castors	swivel castors	swivel castors	swivel castors	swivel castors	swivel castors	swivel castors
Water drain	yes	yes	yes	yes	yes	yes
Gross/net weight	74/63 kg	79/68 kg	66/58 kg	72/63 kg	66/57 kg	70/62 kg
Also available without interior light as		GTE 5802		GTE 4902		GTE 4102
Accessories						
Scoop ice cream containers	on request	on request	on request	on request	on request	on request
Baskets for scoop ice cream containers	on request	on request	on request	on request	on request	on request
Basket 250 mm	7113399	7113399	7113399	7113399	7113399	7113399
Basket 210 mm	7113397	7113397	7113397	7113397	7113397	7113397
Separating grid 250 mm	7113349	7113349	7113349	7113349	7113349	7113349
Separating grid 210 mm	7113347	7113347	7113347	7113347	7113347	7113347
Cylinder lock for glass sliding lid		7043359		7043359		7043359
Cylinder lock for foamed lid	7042835		7042835		7042835	
External thermostat dial	on request	on request	on request	on request	on request	on request

¹ Measured with light switched off




Sales chest freezers	GTE 3300	GTE 3352 LED	GTE 2500	GTE 2552 LED	GTE 1700	GTE 1752 LED
Total gross/net capacity	326/291 litre	334/261 litre	244/216 litre	250/194 litre	162/142 litre	166/126 litre
Exterior dimensions in mm (w/d/h)	1045/661/916	1045/661/911	835/661/916	835/661/911	625/661/916	625/661/911
Interior dimensions in mm (w/d/h)	920/535/660	920/535/600	710/535/560	710/535/560	500/535/660	500/535/600
Total display area in m² (TDA)	0.54	0.54	0.38	0.38	0.30	0.30
Energy consumption in 365 days ¹	548 kWh	657 kWh	513 kWh	621 kWh	475 kWh	586 kWh
Ambient temperature range	+10°C to +30°C	+10°C to +30°C	+10°C to +30°C	+10°C to +30°C	+10°C to +30°C	+10°C to +30°C
Refrigerant	R 600a	R 600a	R 600a	R 600a	R 600a	R 600a
Sound power level	42 dB(A)	42 dB(A)	42 dB(A)	42 dB(A)	42 dB(A)	42 dB(A)
Connection rating	1.5 A/150 W	1.5 A/150 W	1.0 A/150 W	1.0 A/150 W	1.0 A/130 W	1.0 A/130 W
Frequency/voltage	50 Hz/220–240V~	50 Hz/220–240V~	50 Hz/220–240V~	50 Hz/220–240V~	50 Hz/220–240V~	50 Hz/220–240V~
Cooling system	static	static	static	static	static	static
Defrost	manual	manual	manual	manual	manual	manual
Temperature range	–10°C to –24°C	–10°C to –24°C	–10°C to –24°C	–10°C to –24°C	–10°C to –24°C	–10°C to –24°C
Door/lid material	aluminium sliding lid	sliding glass lid	aluminium sliding lid	sliding glass lid	aluminium sliding lid	sliding glass lid
External cabinet finish	steel/white	steel/white	steel/white	steel/white	steel/white	steel/white
Internal liner material	steel	steel	steel	steel	steel	steel
Frame colour	grey	grey	grey	grey	grey	grey
Type of control	analogue control	analogue control	analogue control	analogue control	analogue control	analogue control
Temperature display	internal analogue	internal analogue	internal analogue	internal analogue	internal analogue	internal analogue
Interior light		LED		LED		LED
Number of baskets	0	0	0	0	0	0
Number of baskets, max (see illustration)	4	4	3	3	2	2
Castors	swivel castors	swivel castors	swivel castors	swivel castors	swivel castors	swivel castors
Water drain	yes	yes	yes	yes	yes	yes
Gross/net weight	59/51 kg	59/50 kg	52/46 kg	52/45 kg	46/38 kg	45/39 kg
Also available without interior light as		GTE 3302		GTE 2502		GTE 1702
Accessories						
Scoop ice cream containers	on request	on request	on request	on request	on request	on request
Baskets for scoop ice cream containers	on request	on request	on request	on request	on request	on request
Basket 250 mm	7113399	7113399	7113399	7113399	7113399	7113399
Basket 210 mm	7113397	7113397	7113397	7113397	7113397	7113397
Separating grid 250 mm	7113349	7113349	7113349	7113349	7113349	7113349
Separating grid 210 mm	7113347	7113347	7113347	7113347	7113347	7113347
Cylinder lock for glass sliding lid		7043359		7043359		7043359
Cylinder lock for foamed lid	7042835		7042835		7042835	
External thermostat dial	on request	on request	on request	on request	on request	on request

¹ Measured with light switched off

The advantages at a glance



The **cooling condenser** is embedded in the foam insulation all the way round the outer skin, which reduces vibration and makes the appliance quiet in operation. Condensation is stopped from forming on the housing; the outer skin is easy to clean – for perfect hygiene.



The **handle** is simple and tough.

Highly effective insulation prevents energy loss and supports the excellent energy efficiency of the chest freezers.


The powder-coated sheet steel **housing** features a gap-free design which makes it very sturdy, scratch- and impact-resistant.



The **aluminium inner liner** with rounded corners is easy to clean and meets hygiene requirements. Thanks to the rust-free and scratch-resistant aluminium, the liner possesses excellent thermal conductivity.



Optimum illumination of the interior ensured by efficient lighting.



The **lock** prevents unauthorised access.



Highly-practical mesh baskets allow clear arrangement of the chest interior and can be used to improve stock rotation.



The **natural and CFC free refrigerant R 600a** is, in conjunction with highly efficient compressors, very energy-efficient.

The **main body of the chest** features a very sturdy and rugged design, which ensures that the chests can also withstand intensive loads and are torsion-free.

Stop Frost

The **StopFrost system** reduces frosting on the interior and stored products, so the time-consuming process of defrosting is necessary far less often. The chest can be re-opened effortlessly even after the lid is opened and closed because vacuum does not build up.

Adjustable temperature range between -14°C and -26°C to suit individual needs.

The **analogue temperature display** tells the user the exact internal temperature.





Hinged-lid storage chest freezers	GTL 6106 Stop Frost LED	GTL 6105 Stop Frost LED	GTL 4906 Stop Frost LED	GTL 4905 Stop Frost LED	GTL 3006 Stop Frost LED	GTL 3005 Stop Frost LED
Total gross/net capacity	598/571 litre	598/571 litre	482/460 litre	482/460 litre	297/283 litre	297/283 litre
Exterior dimensions in mm (w/d/h)	1655/770/905	1655/770/915	1380/770/905	1380/770/915	1006/721/905	1006/721/915
Interior dimensions in mm (w/d/h)	1520/575/702	1520/575/702	1245/575/702	1245/575/702	871/526/702	871/526/702
Energy consumption in 365 days ¹	556 kWh	556 kWh	484 kWh	484 kWh	284 kWh	284 kWh
Ambient temperature range	+10°C to +40°C	+10°C to +40°C	+10°C to +40°C	+10°C to +40°C	+10°C to +40°C	+10°C to +40°C
Refrigerant	R 290	R 290	R 290	R 290	R 600a	R 600a
Sound power level	44 dB(A)	44 dB(A)	42 dB(A)	42 dB(A)	42 dB(A)	42 dB(A)
Connection rating	1.5 A/200 W	1.5 A/200 W	1.5 A/140 W	1.5 A/140 W	1.0 A/120 W	0.5 A/120 W
Frequency/voltage	50 Hz/220–240V~	50 Hz/220–240V~	50 Hz/220–240V~	50 Hz/220–240V~	50 Hz/220–240V~	50 Hz/220–240V~
Cooling system	static	static	static	static	static	static
Defrost	manual	manual	manual	manual	manual	manual
Temperature range	–14°C to –26°C	–14°C to –26°C	–14°C to –26°C	–14°C to –26°C	–14°C to –26°C	–14°C to –26°C
Door/lid material	stainless steel	steel	stainless steel	steel	stainless steel	steel
External cabinet finish	steel/white	steel/white	steel/white	steel/white	steel/white	steel/white
Internal liner material	Aluminium	Aluminium	Aluminium	Aluminium	Aluminium	Aluminium
Type of control	analogue control	analogue control	analogue control	analogue control	analogue control	analogue control
Temperature display	external analogue	external analogue	external analogue	external analogue	external analogue	external analogue
Interior light	LED	LED	LED	LED	LED	LED
Number of baskets	3	3	2	2	2	2
Number of baskets, max	6	6	4	4	3	3
Handle	profiled aluminium	profiled aluminium	profiled aluminium	profiled aluminium	profiled aluminium	profiled aluminium
Lock	fitted	fitted	fitted	fitted	fitted	fitted
Insulation	60 mm	60 mm	60 mm	60 mm	60 mm	60 mm
Water drain	yes	yes	yes	yes	yes	yes
Gross/net weight	86/71 kg	85/71 kg	76/66 kg	75/66 kg	57/48 kg	56/47 kg
Accessories						
Basket	7112727	7112727	7112727	7112727	7112725	7112725

¹ Measured with light switched off

The advantages at a glance



The **display illuminated by energy-efficient LEDs** attracts attention to the appliance and its contents. The display panel can be customised and switched in parallel with the interior light. In addition, specific branding attracts attention to a brand or products. A wide variety of colour options is available for the housing and door frame.

Customised branding options on the display (FDv), on the housing and door frame attract attention to brands or a company and support sales promotion.

The **NoFrost module** is installed behind the display and enables maximum usage of the interior.



The **high-performance forced-air cooling system** rapidly cools down products and maintains a uniform cooling temperature throughout the interior.



The **tough slimline door handle** is ergonomic, easy to grasp and easy to clean.



The **heavy-duty wire shelves** are plastic-coated and have a loading capacity of up to 50 kg. Easy removal at a door opening angle of 90°.



The **moulded inner liner** made of food-safe polystyrol is odourless, very sturdy and durable. It enables perfect hygiene thanks to the generously radiused, easy-to-clean corners.

The natural and **environmentally friendly refrigerant R 290** is CFC free and, in conjunction with highly efficient compressors, very energy-efficient.



FDv 4643

The **highly efficient hot gas defrost system** reduces defrost time to approx. 10 minutes, which distinctly reduces the temperature rise in the appliance. The food quality is preserved for a longer period of time because the products do not have to be removed during the defrost phase and they are not exposed to unnecessary temperature fluctuations.



The **vertical LED lighting to both sides** creates outstanding illumination of the interior and its contents. The incorporated diffusers make the lighting effect pleasant and the bright and clean impression highlights the product branding.



The glass doors with a tough **aluminium frame** have a 90° dwell position allowing easy loading and removal of larger product quantities. At less than 60° the doors close automatically to prevent loss of cold air.



The **triple-pane glass door** reduces energy consumption and condensation on the outside of the door.



The air-deflection baffle, mounted in the lower part of the inner liner, deflects the flow of cold air away from the glass door and thus **prevents condensation forming on the outside of the door**. The improved glass door insulation also helps to reduce condensation formation on the door and thereby facilitates optimum product presentation.



A special **anti-fog film** significantly delays misting on the inside of the door after opening and closing, to consistently ensure optimum visibility for the products stored.

The **digital temperature display** tells the user the exact internal temperature that has been set. The temperature range can be set from -10°C to -25°C using the precision electronic controller.

The **robust lock** prevents unauthorised access.

Optimum product presentation for frozen foods

Attractive product presentation is a crucial condition for drawing the customers' attention to products. These modern glass door freezers in an attractive anthracite-aluminium design offer real promotional advantages: The interior is fitted with twin side-mounted, vertical LED lighting to create outstanding illumination inside the cabinet. The glass door has a special anti-fog film treatment which significantly delays misting of its inside surface upon opening, to always allow a clear view of the goods. The new integrated air-deflection baffle, together with improved glass door insulation, prevents water condensation forming on the outside of the door thus guaranteeing good visibility of products at all times.



Anti-fog film for improved product visibility

A special anti-fog film significantly delays misting on the inside of the door after opening and closing, to consistently ensure optimum visibility for the products stored.

Lower energy consumption

Thanks to the improved glass door insulation, the energy consumption has been reduced. The triple-pane glass contributes considerably to the freezer's excellent energy efficiency.



No condensation formation

The air-deflection baffle, mounted in the lower part of the inner liner, deflects the flow of cold air away from the glass door and thus prevents condensation forming on the outside of the door. The improved glass door insulation also helps to reduce condensation formation on the door and thereby facilitates optimum product presentation.

Freezers for sales promotion with fan-assisted cooling

	FDv 4643	No Frost	LED	Fv 3643	No Frost	LED
Total gross/net capacity	461/307 litre			365/231 litre		
Exterior dimensions in mm (w/d/h)	670/721/1957			690/780/1688		
Interior dimensions in mm (w/d/h)	532/568/1275			532/730/969		
Energy consumption in 365 days ¹	1453 kWh			1377 kWh		
Ambient temperature range	+10°C to +30°C			+10°C to +30°C		
Refrigerant	R 290			R 290		
Sound power level	62 dB(A)			62 dB(A)		
Connection rating	4.4 A/166.66 W			4.4 A/165.08 W		
Frequency/voltage	50 Hz/220-240V~			50 Hz/220-240V~		
Cooling system	forced-air			forced-air		
Defrost	automatic			automatic		
Temperature range	-10°C to -25°C			-10°C to -25°C		
External cabinet finish	steel/white			steel/white		
Door/lid material	glass			glass		
Internal liner material	commercial grade moulded polystyrol			commercial grade moulded polystyrol		
Type of control	electronic controller			electronic controller		
Temperature display	external digital			external digital		
Interior light	LED			LED		
Fault: warning signal	visual and audible			visual and audible		
Adjustable shelves	4			3		
Shelf material	wire shelves plastic-coated			wire shelves plastic-coated		
Shelf loading	50 kg			50 kg		
Handle	ergonomic slimline handle			ergonomic slimline handle		
Castors	2 fixed rear and 2 swivel front castors					
Lock	fitted			fitted		
Self-closing door	yes			yes		
Door hinges	right hand hinged, not reversible			right hand hinged, not reversible		
Insulation	67 mm			67 mm		
Gross/net weight	154/141 kg			136/125 kg		
Accessories						
Baskets, 30 litres	7111758			7111758		
Partition grid for 30-litre basket	7111759			7111759		
Scanner rail 525 mm	7443779			7443779		
Shelf, plastic-coated	7438722			7438722		

¹ Measured with light switched off

Section: Chest freezers

Scoop ice cream containers

These stainless steel, scoop ice cream containers have a volume of 5 litres, are made to be robust and are particularly easy to clean. They provide perfect hygiene and fit effortlessly in the wire baskets of the Liebherr ice cream chests.



Glass canopy

The robust glass canopy made from toughened safety glass protects ice cream from contamination when selling and helps to ensure goods are presented in an attractive manner. The attractive design of the canopy with curved glass ensures excellent visibility of products and means that customers always have a good view of the scoop-ice containers from a range of different angles. The LED interior lights in appliances EFI 3553, EFI 4853 and GTI 4153 also contribute to this. Wafer holders, serviettes and any other of the typical ice cream accessories can be conveniently placed on the flat shelf area.



Partition grid

The partition grids for baskets support product presentation and allow flexible organisation of the interior.



Basket for scoop-ice containers

The sturdy baskets for scoop-ice containers are specially configured for the GTE chest freezers. Containers can be optimally arranged in the baskets so that ice-cream is perfectly presented and conveniently set out for selling by the scoop.



Suspended baskets

Products can be presented in a clearly sorted arrangement with the suspended baskets.



Cylinder lock for foamed lid

A lid lock can be installed on all models to secure the contents of the chest appliance. Cylinder lock for foamed lid suitable for all GTE models.



Cylinder lock for glass sliding lid

A lid lock can be installed on all models to secure the contents of the chest appliance. Cylinder lock for glass sliding lid suitable for all GTI and GTE models.



External thermostat dial

On the standard configuration, the thermostat is hidden to avoid tampering. This optional external thermostat dial allows easier temperature adjustment without the use of tools. This might be useful where freezers are not accessible by the public.



Section: Freezers for sales promotion with fan-assisted cooling

Basket

These heavy-duty baskets have capacities of 30 litres.



Partition grid for baskets

The partition grids for baskets support optimum product presentation and allow flexible organisation of the interior.



Scanner rail 525 mm

Price tags and scan codes can easily be read off the practical scanner rail, which is fastened to the front of the shelves. The paper inserts can be used for pricing, branding or other useful customer information.



Shelves

The plastic-coated grid shelves are height-adjustable and allow variable use of the interior for different frozen products. The close-mesh grid shelves have an extremely high loading capacity and ensure secure positioning of the products.



The perfect climate for fine wines

Where wine is concerned, correct temperatures are always important. From the air temperature which ensures perfect growth of the grapes, to that which governs the aging processes in production, to the balanced temperature for storage of the finished wine. Above all, temperature ultimately defines a wine's taste and palate - the serving temperature will determine how much it is savoured and enjoyed.



The advantages at a glance



The wine storage cabinets feature an easy-to-replace **FreshAir activated charcoal filter** that ensures optimal air quality in the wine cabinet.



The fully extendable shelf is on **telescopic rails** and offers space for up to 30 upright bottles. It is ideal for selling wines by the glass, and for the presentation of fine wines. The bottle holders can be flexibly adapted to the dimensions of the bottle in question.

Two highly efficient fans reduce energy consumption and ensure optimal cooling distribution via the Liebherr ventilation system.



The **LED lighting** is integrated flush with the surface and can be permanently switched on in glass-door appliances. It also ensures that the interior is consistently illuminated.



Wooden shelf on telescopic rails for easy access and good visibility of shelf contents. The handcrafted shelves made from untreated wood are ideal for storing Bordeaux bottles.



A **lock** prevents unwanted access. In free-standing wine cabinets, a lock is integrated in the side of the door as standard.



The **ergonomic slimline door handle** in stainless steel emphasises the subtle design.



As well as providing reliable UV protection, the **tinted insulated glass door** also offers a perfect view of the wines.



The innovative **touch electronics** with LC display ensure that the selected temperatures in individual wine safes are constantly maintained. The digital temperature display shows the set values to the degree. By gently touching the touch interface, all functions are easy and highly convenient to adjust.



The **door hinges** can be replaced without additional components and allow the appliances to be adapted to a new location.

The **self-closing door** with removable solenoid gasket seals particularly tightly and prevents unnecessary loss of cold.

WTpes 5972

Vinidor range

Page 128

The Vinidor range offers ultimate flexibility and combines the advantages of both wine storage cabinets and multi-temperature wine cabinets in a single appliance. Appliances in the range come with either two or three temperature zones, which can be set independently to the required temperature between +5°C and +20°C. Accordingly, an appliance with three temperature zones can simultaneously store red wine, white wine, and champagne all at their optimum serving temperature. Vinidor appliances also offer the perfect climate for long-term wine storage. The varying sizes of the temperature zones, together with the fully adjustable temperature controls, make these appliances suitable for just about any collection of wines.



Wine storage cabinets

Page 130

Page 132

Wine storage cabinets offer similar conditions to a wine cellar. They are therefore an ideal choice for both long-term storage and storage of large wine stocks, always achieving the perfect serving temperature. The temperature can be adjusted from +5°C to +20°C as appropriate, and is both even and constant throughout the entire appliance interior.



Multi-temperature wine cabinets

Page 134

Multi-temperature wine cabinets from the Vinothek range offer versatile storage for different types of wine, each at its perfect drinking temperature. The innovative climate technology that we use creates temperature graduation within the appliance. As a result red wine can be stored in the upper section at +18°C; in the lower section a temperature of +5°C is ideal for storing sparkling wine or champagne; and in the middle section the temperature is perfect for white wine.



The ideal storage temperature for wine

As the temperature rises, the wine molecules kinetic energy increases and this accelerates the aging process causing the wine to deteriorate. Consequently, storage temperatures of between +10°C and +12°C are recommended for storing wine over prolonged periods. Maintaining a constant temperature is most important, as fluctuations during storage will impair the quality of the wine. Furthermore, the temperature at which a wine is consumed also plays a crucial role in how it tastes.




The electronic LC-Display is an innovative design feature. Clear menu navigation and a **Touch-electronic control system** provides yet more information for tailored storage conditions. The digital temperature display can be read from the outside of appliances with glass doors. The Touch-electronic navigation ensures easy selection and use of the numerous control functions.



The Vinidor appliances are equipped with solid **wooden shelves mounted on telescopic rails**. The handcrafted shelves made from untreated wood are ideal for storing Bordeaux bottles safely, providing a clear view and easy access. Storing the bottles in opposite directions permits full use of the capacity. The **clip-on labelling system** provides a quick and clear overview of your wine store.



The practical **presentation shelf** fulfils both bottle storage and bottle presentation functions. The bottles can be stored horizontally at the back of the cabinet.



Extremely low energy consumption

Liebherr has always been committed to energy efficiency, which plays a key role from the design stage onward.

Precision electronic controllers combined with optimised refrigeration components, highly insulating materials and very efficient compressors ensure that our appliances provide excellent energy efficiency.

Once again, Liebherr is leading the way with its current range of refrigerators and freezers, offering an attractive selection of appliances in energy efficiency classes A+ to A+++/-20%.

These models are only intended for storing wine. Maximum DIN norm bordeaux bottles capacity (0.75 l) as per norm NF H 35-124 (H: 300.5 mm, Ø 76.1 mm)

Information on energy consumption: With +25°C ambient temperature, switched-off interior light and +12°C interior temperature. Commission Delegated Regulation (EU) EN 153:2006

Climate Ratings:
SN +10 °C to +32 °C ST +16 °C to +38 °C
N +16 °C to +32 °C T +16 °C to +43 °C



Vinidor range Temperature control and storage	WTes 5872 Vinidor LED Soft System	WTes 5972 Vinidor LED Soft System	WTpes 5972 Vinidor LED	WTes 1672 Vinidor LED
Total gross / net capacity	578 / 496 litre	593 / 516 litre	593 / 516 litre	123 / 95 litre
Max. No. of Bordeaux bottles 0.75 Ltr	178	211	155	34
Exterior dimensions in mm (w/d/h)	700 / 742 / 1920	700 / 742 / 1920	700 / 742 / 1920	598 / 575 / 822
Interior dimensions in mm (w/d/h)	560 / 520 / 1695	560 / 520 / 1695	560 / 520 / 1695	510 / 440 / 550
Energy efficiency class ¹	<A>	<A>	<A>	<A>
Energy consumption year / 24 hrs	180 / 0.493 kWh	182 / 0.498 kWh	182 / 0.498 kWh	137 / 0.375 kWh
Climate rating / Ambient temperature range	SN-ST / +10°C to +38°C	SN-ST / +10°C to +38°C	SN-ST / +10°C to +38°C	SN-ST / +10°C to +38°C
Refrigerant	R 600a	R 600a	R 600a	R 600a
Sound power level	38 dB(A)	38 dB(A)	38 dB(A)	38 dB(A)
Connection rating	1.0 A	1.0 A	1.0 A	0.8 A
Frequency / voltage	50 Hz / 220 – 240V~	50 Hz / 220 – 240V~	50 Hz / 220 – 240V~	50 Hz / 220 – 240V~
Cooling system	forced-air	forced-air	forced-air	forced-air
FreshAir activated charcoal filter	yes	yes	yes	yes
Humidity control via	switchable ventilation	switchable ventilation	switchable ventilation	switchable ventilation
Temperature zones / Adjustable cooling circuits	3 / 3	2 / 2	2 / 2	2 / 2
Temperature range	+5°C to +20°C	+5°C to +20°C	+5°C to +20°C	+5°C to +20°C
Door	Glass door with stainless steel frame	Glass door with stainless steel frame	Glass door with stainless steel frame	Glass door with stainless steel frame
Side walls	stainless steel	stainless steel	stainless steel	stainless steel
Type of control / display	LCD display / internal digital	LCD display / internal digital	LCD display / internal digital	MagicEye / internal digital
Fault: warning signal	visual and audible	visual and audible	visual and audible	visual and audible
Door open: warning signal	akustisch	akustisch	akustisch	akustisch
Child lock function	yes	yes	yes	yes
Interior light	LED	LED	LED	LED
permanently activated / dimmable	yes / yes	yes / yes	yes / yes	yes / yes
Shelf material / Storage shelves	wooden shelf / 13	wooden shelf / 10	wooden shelf / 6	wooden shelf / 5
running on telescopic rails	10	8	5	3
Presentation shelf	1	1		
Pull-out shelf for upright bottles			2	
Design	HardLine	HardLine	HardLine	HardLine
SoftSystem	yes	yes		
Handle	Aluminium handle with integrated opening mechanism	Aluminium handle with integrated opening mechanism	stainless steel slimline door handle	Aluminium handle
Lock / Door hinges	fitted	fitted	fitted	fitted
Replaceable door seal	right, reversible on site / yes	right, reversible on site / yes	right, reversible on site / yes	right, reversible on site / yes
Gross / net weight	142 / 134 kg	132 / 123 kg	131 / 123 kg	59 / 55 kg
Accessories				
FreshAir active carbon filter	9881291	9881291	9881291	9881289
Presentation shelf (wooden folding shelf)	7112043	7112043		
Clip-on labelling system	9094559	9094559	9094559	9094397
Stainless steel polish / Stainless steel cleaner	8409030 / 8409022	8409030 / 8409022	8409030 / 8409022	8409030 / 8409022
Stainless steel bar handle for undercounter wine cabinet				9901071

¹ You can find the full range of efficiency classes at page 9. According to (EU) 2017/1369 6a.



Wine storage cabinets GrandCru	Wkt 6451 GrandCru	LED	Wkt 5552 GrandCru	LED	Wkt 5551 GrandCru	LED	WKes 4552 GrandCru	LED	Wkt 4552 GrandCru	LED	Wkt 4551 GrandCru	LED
Total gross / net capacity	666/625 litre		573/525 litre		547 / 499 litre		478/435 litre		478/435 litre		456/413 litre	
Max. No. of Bordeaux bottles 0.75 Ltr	312		253		253		201		201		201	
Exterior dimensions in mm (w/d/h)	747 / 759 / 1930		700 / 742 / 1920		700 / 742 / 1920		700 / 742 / 1650		700 / 742 / 1650		700 / 742 / 1650	
Interior dimensions in mm (w/d/h)	615 / 560 / 1700		578 / 585 / 1640		578 / 560 / 1640		578 / 585 / 1370		578 / 585 / 1370		578 / 560 / 1370	
Energy efficiency class ¹	<A>		<A>		<A>		<A>		<A>		<A>	
Energy consumption year / 24 hrs	118/0.323 kWh		140/0.382 kWh		111 / 0.302 kWh		133/0.364 kWh		133/0.364 kWh		106/0.288 kWh	
Climate rating / Ambient temperature range	SN-T / +10°C to +43°C		SN-ST / +10°C to +38°C		SN-T / +10°C to +43°C		SN-ST / +10°C to +38°C		SN-ST / +10°C to +38°C		SN-T / +10°C to +43°C	
Refrigerant	R 600a		R 600a		R 600a		R 600a		R 600a		R 600a	
Sound power level	41 dB(A)		41 dB(A)		39 dB(A)		41 dB(A)		41 dB(A)		39 dB(A)	
Connection rating	1.0 A		1.0 A		1.0 A		1.0 A		1.0 A		1.0 A	
Frequency / voltage	50 Hz / 220 – 240V~		50 Hz / 220 – 240V~		50 Hz / 220 – 240V~		50 Hz / 220 – 240V~		50 Hz / 220 – 240V~		50 Hz / 220 – 240V~	
Cooling system	forced-air		forced-air		forced-air		forced-air		forced-air		forced-air	
FreshAir activated charcoal filter	yes		yes		yes		yes		yes		yes	
Humidity control via	switchable ventilation		switchable ventilation		switchable ventilation		switchable ventilation		switchable ventilation		switchable ventilation	
Temperature zones / Adjustable cooling circuits	1 / 1		1 / 1		1 / 1		1 / 1		1 / 1		1 / 1	
Temperature range	+5°C to +20°C		+5°C to +20°C		+5°C to +20°C		+5°C to +20°C		+5°C to +20°C		+5°C to +20°C	
Door	Full door, terra		Glass door, frame terra		Full door, terra		Glass door with stainless steel frame		Glass door, frame terra		Full door, terra	
Side walls	terra		terra		terra		stainless steel		terra		terra	
Type of control / display	MagicEye / external digital		MagicEye / internal digital		MagicEye / internal digital		MagicEye / internal digital		MagicEye / internal digital		MagicEye / internal digital	
Fault: warning signal	visual and audible		visual and audible		visual and audible		visual and audible		visual and audible		visual and audible	
Door open: warning signal	akustisch		akustisch		akustisch		akustisch		akustisch		akustisch	
Child lock function	yes		yes		yes		yes		yes		yes	
Interior light	LED		LED		LED		LED		LED		LED	
Interior light permanently activated			yes				yes		yes			
Shelf material / Storage shelves	wooden shelf / 7		wooden shelf / 7		wooden shelf / 7		wooden shelf / 6		wooden shelf / 6		wooden shelf / 6	
Height-adjustable shelves	yes		yes		yes		yes		yes		yes	
Design	SwingLine		HardLine		HardLine		HardLine		HardLine		HardLine	
Handle	Aluminium handle with integrated opening mechanism		Aluminium handle with integrated opening mechanism		Aluminium handle with integrated opening mechanism		Aluminium handle with integrated opening mechanism		Aluminium handle with integrated opening mechanism		Aluminium handle with integrated opening mechanism	
Lock	fitted		fitted		fitted		fitted		fitted		fitted	
Door hinges	right, reversible on site / yes		right, reversible on site / yes		right, reversible on site / yes		right, reversible on site / yes		right, reversible on site / yes		right, reversible on site / yes	
Replaceable door seal	yes		yes		yes		yes		yes		yes	
Gross / net weight	94 / 86 kg		107 / 99 kg		96 / 87 kg		95 / 87 kg		96 / 88 kg		86 / 79 kg	
Accessories												
FreshAir active carbon filter	9881291		9881291		9881291		9881291		9881291		9881291	
Wooden shelf			9881261		9881261		9881261		9881261		9881261	
Presentation shelf (wooden folding shelf)			7113619		7113619		7113619		7113619		7113619	
Clip-on labelling system	9094559		9094559		9094559		9094559		9094559		9094559	
Bottle holder			7436193		7436193		7436193		7436193		7436193	
Stainless steel polish							8409030					
Stainless steel cleaner							8409022					

¹ You can find the full range of efficiency classes at page 9. According to (EU) 2017/1369 6a.



Wine storage cabinets Vinothek	WKb 4212 Vinothek	WKr 4211 Vinothek	WKb 3212 Vinothek	WKr 3211 Vinothek	WKb 1812 Vinothek	WKr 1811 Vinothek
Total gross / net capacity	427/395 litre	409/377 litre	336/309 litre	322/295 litre	145/134 litre	145/128 litre
Max. No. of Bordeaux bottles 0.75 Ltr	200	200	164	164	66	66
Exterior dimensions in mm (w/d/h)	600/739/1650	600/739/1650	600/739/1350	600/739/1350	600/613/890	600/613/890
Interior dimensions in mm (w/d/h)	500/560/1466	500/560/1466	500/560/1166	500/560/1166	500/440/710	500/440/710
Energy efficiency class ¹	<A>	<A>	<A>	<A>	<A>	<A>
Energy consumption year/24 hrs	168/0.458 kWh	103/0.282 kWh	161/0.441 kWh	99/0.269 kWh	113/0.307 kWh	113/0.308 kWh
Climate rating	SN-ST	SN-T	SN-ST	SN-T	SN-ST	SN-T
Ambient temperature range	+10°C to +38°C	+10°C to +43°C	+10°C to +38°C	+10°C to +43°C	+10°C to +38°C	+10°C to +43°C
Refrigerant	R 600a	R 600a	R 600a	R 600a	R 600a	R 600a
Sound power level	41 dB(A)	39 dB(A)	39 dB(A)	39 dB(A)	38 dB(A)	38 dB(A)
Connection rating	1.0 A	1.0 A	0.8 A	0.8 A	0.5 A	0.5 A
Frequency/voltage	50 Hz/220–240V~	50 Hz/220–240V~	50 Hz/220–240V~	50 Hz/220–240V~	50 Hz/220–240V~	50 Hz/220–240V~
Cooling system	forced-air	forced-air	forced-air	forced-air	forced-air	forced-air
FreshAir activated charcoal filter	yes	yes	yes	yes	yes	yes
Humidity control via	switchable ventilation	switchable ventilation	switchable ventilation	switchable ventilation	switchable ventilation	switchable ventilation
Temperature zones	1	1	1	1	1	1
Adjustable cooling circuits	1	1	1	1	1	1
Temperature range	+5°C to +20°C	+5°C to +20°C	+5°C to +20°C	+5°C to +20°C	+5°C to +20°C	+5°C to +20°C
Door	Glass door, frame black	Full door, burgundy	Glass door, frame black	Full door, burgundy	Glass door, frame black	Full door, burgundy
Side walls	black	black	black	black	black	black
Type of control / display	MagicEye / external digital	MagicEye / external digital	MagicEye / external digital	MagicEye / external digital	MagicEye / external digital	MagicEye / external digital
Fault: warning signal	visual and audible	visual and audible	visual and audible	visual and audible	visual and audible	visual and audible
Door open: warning signal	akustisch	akustisch	akustisch	akustisch	akustisch	akustisch
Child lock function	yes	yes	yes	yes	yes	yes
Interior light permanently activated	yes	yes	yes	yes	yes	yes
Shelf material	wooden shelf	wooden shelf	wooden shelf	wooden shelf	clear-coated wire shelves	clear-coated wire shelves
Storage shelves	6	6	4	4	3	3
Height-adjustable shelves	yes	yes	yes	yes	yes	yes
Design	HardLine	HardLine	HardLine	HardLine	HardLine	HardLine
Handle	Slimline door handle black	Slimline door handle black	Slimline door handle black	Slimline door handle black	Slimline door handle black	Slimline door handle black
Door hinges	right, reversible on site	right, reversible on site	right, reversible on site	right, reversible on site	right, reversible on site	right, reversible on site
Replaceable door seal	yes	yes	yes	yes	yes	yes
Gross / net weight	85/79 kg	72/67 kg	70/65 kg	58/53 kg	45/41 kg	39/36 kg
Accessories						
FreshAir active carbon filter	9881291	9881291	9881291	9881291	9881291	9881291
Wooden shelf	9881263	9881263	9881263	9881263		
Galvanised grill shelf					7112035	7112035
Clip-on labelling system	9094559	9094559	9094559	9094559	9086723	9086723
Lock	9094443	9094443	9094443	9094443	9094443	9094443

¹ You can find the full range of efficiency classes at page 9. According to (EU) 2017/1369 6a.

Quality right down to the smallest detail

Multi-temperature wine cabinets from the Vinothek range offer versatile storage for different types of wine, each at its perfect drinking temperature. The innovative climate technology that we use creates temperature graduation within the appliance. As a result red wine can be stored in the upper section at +18°C; in the lower section a temperature of +5°C is ideal for storing sparkling wine or champagne; and in the middle section the temperature is perfect for white wine.



The wine cabinets are equipped with an accurate **electronic control system** with digital temperature display. These appliances incorporate a special climate control system that can layer the temperatures. In the upper zone, for example, red wine can be kept at +16°C to +18°C while the lower zone is set at an ambient temperature of +5°C to +7°C.



Ideal humidity via Lava stone. The humidity in the Vinothek models can be increased by using Lava stone.



The **tinted safety glass** in the Liebherr wine cabinets guarantees the essential UV protection for your fine wines. The **slimline door handle in black** is aesthetically pleasing and ergonomically designed for ease of opening.



The appliances with glass doors feature an **interior light** which has a separate switch for the ideal presentation of your best wines.



Multi-temperature wine cabinets Vinothek

Total gross/net capacity	427/395 litre	409/377 litre
Max. No. of Bordeaux bottles 0.75 Ltr	200	200
Exterior dimensions in mm (w/d/h)	600/739/1650	600/739/1650
Interior dimensions in mm (w/d/h)	500/560/1466	500/560/1466
Energy efficiency class ¹	<A>	<A>
Energy consumption year/24 hrs	168/0.460 kWh	167/0.457 kWh
Climate rating	SN-ST	SN-ST
Ambient temperature range	+10°C to +38°C	+10°C to +38°C
Refrigerant	R 600a	R 600a
Sound power level	41 dB(A)	40 dB(A)
Connection rating	1.0 A	1.0 A
Frequency/voltage	50 Hz/220–240V~	50 Hz/220–240V~
Cooling system	static	static
FreshAir activated charcoal filter	yes	yes
Humidity control via	Lava stone	Lava stone
Temperature zones	6	6
Adjustable cooling circuits	1	1
Temperature range	+5°C to +18°C	+5°C to +18°C
Door	Glass door, frame black	Full door, burgundy
Side walls	black	black
Type of control/display	MagicEye/external digital	MagicEye/external digital
Fault: warning signal	visual and audible	visual and audible
Door open: warning signal	akustisch	akustisch
Child lock function	yes	yes
Interior light permanently activated	yes	yes
Shelf material	wooden shelf	wooden shelf
Storage shelves	6	6
Height-adjustable shelves	yes	yes
Design	HardLine	HardLine
Handle	Slimline door handle black	Slimline door handle black
Door hinges	right, reversible on site	right, reversible on site
Replaceable door seal	yes	yes
Gross/net weight	85/78 kg	73/68 kg

Accessories

FreshAir active carbon filter	9881291	9881291
Retrofit lava stone kit	9591517	9591517
Wooden shelf	9881263	9881263
Clip-on labelling system	9094559	9094559
Lock	9094443	9094443

¹ You can find the full range of efficiency classes at page 9. According to (EU) 2017/1369 Ga.



The **bottle shelves, made of untreated wood**, are variably height-adjustable to provide an optimum overview and a clear storage layout. The bottles can be stored in opposite directions to make full use of the capacity. The wooden shelves are designed to safely hold Bordeaux bottles. The **clip-on labelling system** provides a quick and clear overview of your wine store. The labelled cards can be easily inserted into the clips which can be attached as required.



The **LED lighting in the wine cooling compartment can be dimmed** to give a pleasing ambient light inside the appliance. For ideal presentation of your best wines, the interior light with separate switch in appliances with glazed door.

Under-worktop
wine storage cabinet GrandCru

Total gross / net capacity	135 / 110 litre
Max. No. of Bordeaux bottles	0.75 Ltr
Exterior dimensions in mm (w/d/h)	600/at least 580/820–870
Interior dimensions in mm (w/d/h)	510/440/488
Energy efficiency class ¹	<A>
Energy consumption year / 24 hrs	145/0.396 kWh
Climate rating	SN-ST
Ambient temperature range	+10°C to +38°C
Refrigerant	R 600a
Sound power level	38 dB(A)
Connection rating	0.8 A
Frequency/voltage	50 Hz/220–240V~
Cooling system	forced-air
FreshAir activated charcoal filter	yes
Humidity control via	switchable ventilation
Temperature zones	1
Adjustable cooling circuits	1
Temperature range	+5°C to +20°C
Door	Glass door with stainless steel frame
Type of control/display	MagicEye/ internal digital
Fault: warning signal	visual and audible
Door open: warning signal	akustisch
Child lock function	yes
Interior light	LED
permanently activated/dimmable	yes/-
Shelf material	wooden shelf
Storage shelves/running on telescopic rails	4/3
Handle	Aluminium handle
Lock	fitted
Door hinges	right, reversible on site
Replaceable door seal	yes
Gross/net weight	49/42 kg
Accessories	
FreshAir active carbon filter	9881289
Clip-on labelling system	9094559
Bottle holder	7436193
Stainless steel bar handle for undercounter wine cabinet	9901071
Side-by-Side set	9902240
Stainless steel polish	8409030
Stainless steel cleaner	8409022

UWKes 1752 GrandCru LED Built-in

Total gross / net capacity	43/39 litre
Exterior dimensions in mm (w/d/h)	425/478/612
Interior dimensions in mm (w/d/h)	300/274/340
Energy consumption year / 24 hrs	162/0.443 kWh
Climate rating	N
Ambient temperature range	+16°C to +32°C
Refrigerant	R 600a
Sound power level	40 dB(A)
Connection rating	0.5 A
Frequency/voltage	50 Hz/220–240V~
Cooling system	forced-air
FreshAir activated charcoal filter	yes
Humidity control via	switchable ventilation
Temperature zones	1
Adjustable cooling circuits	1
Temperature range	+16°C to +20°C
Air humidity	68% to 75%
Door	Glass door with stainless steel frame/SmartSteel
Side walls	stainless steel with SmartSteel
Type of control/display	LCD display/ internal digital
Fault: warning signal	visual and audible
Door open: warning signal	akustisch
Child lock function	yes
Interior light	LED
permanently activated/dimmable	yes/yes
Shelf material	Spanish cedar wood
Storage shelves	2
Präsentationsbox	2
Design	HardLine
Lock	fitted
Door hinges	right hand hinged, not reversible
Gross/net weight	34/30 kg
Accessories	
FreshAir active carbon filter	9881287
Underside cover for wall mounting	9590519



Cigars can be stored loose in two **presentation boxes** varying in height. The easily removable boxes are crafted from Spanish cedar wood (ZKes 453).



The integrated water tank holds one litre of distilled water. Humidity sensors regulate the water requirement and ensure exact compliance with the selected **humidity ranging between 68% and 75%**. A visual display tells the user in good time when water has to be replenished (ZKes 453).

Humidor

Total gross / net capacity	43/39 litre
Exterior dimensions in mm (w/d/h)	425/478/612
Interior dimensions in mm (w/d/h)	300/274/340
Energy consumption year / 24 hrs	162/0.443 kWh
Climate rating	N
Ambient temperature range	+16°C to +32°C
Refrigerant	R 600a
Sound power level	40 dB(A)
Connection rating	0.5 A
Frequency/voltage	50 Hz/220–240V~
Cooling system	forced-air
FreshAir activated charcoal filter	yes
Humidity control via	switchable ventilation
Temperature zones	1
Adjustable cooling circuits	1
Temperature range	+16°C to +20°C
Air humidity	68% to 75%
Door	Glass door with stainless steel frame/SmartSteel
Side walls	stainless steel with SmartSteel
Type of control/display	LCD display/ internal digital
Fault: warning signal	visual and audible
Door open: warning signal	akustisch
Child lock function	yes
Interior light	LED
permanently activated/dimmable	yes/yes
Shelf material	Spanish cedar wood
Storage shelves	2
Präsentationsbox	2
Design	HardLine
Lock	fitted
Door hinges	right hand hinged, not reversible
Gross/net weight	34/30 kg
Accessories	
FreshAir active carbon filter	9881287
Underside cover for wall mounting	9590519

ZKes 453 Humidor LED Cigar

Total gross / net capacity	43/39 litre
Exterior dimensions in mm (w/d/h)	425/478/612
Interior dimensions in mm (w/d/h)	300/274/340
Energy consumption year / 24 hrs	162/0.443 kWh
Climate rating	N
Ambient temperature range	+16°C to +32°C
Refrigerant	R 600a
Sound power level	40 dB(A)
Connection rating	0.5 A
Frequency/voltage	50 Hz/220–240V~
Cooling system	forced-air
FreshAir activated charcoal filter	yes
Humidity control via	switchable ventilation
Temperature zones	1
Adjustable cooling circuits	1
Temperature range	+16°C to +20°C
Air humidity	68% to 75%
Door	Glass door with stainless steel frame/SmartSteel
Side walls	stainless steel with SmartSteel
Type of control/display	LCD display/ internal digital
Fault: warning signal	visual and audible
Door open: warning signal	akustisch
Child lock function	yes
Interior light	LED
permanently activated/dimmable	yes/yes
Shelf material	Spanish cedar wood
Storage shelves	2
Präsentationsbox	2
Design	HardLine
Lock	fitted
Door hinges	right hand hinged, not reversible
Gross/net weight	34/30 kg
Accessories	
FreshAir active carbon filter	9881287
Underside cover for wall mounting	9590519

¹ You can find the full range of efficiency classes at page 9. According to (EU) 2017/1369 6a.

Optional Accessories

FreshAir active carbon filter

Odours from the surrounding air can impair the quality of wine. Liebherr wine cabinets are fitted with easy-to-replace FreshAir activated charcoal filters to ensure clean air, filter out odours and safeguard the quality of the wine.



Retrofit lava stone kit

The humidity in the Vinothek multi-temperature wine cabinets can be increased as required using lava stones.



Wooden shelf / Presentation shelf (wooden folding shelf)

The handcrafted shelf, made from natural wood, is the perfect accessory for safely storing Bordeaux bottles. Positioning the bottles in opposite directions enables full use of the shelf's capacity.

The shelf can be used to present exquisite wines, or to safely store already-opened bottles.



Galvanised grill shelf

Grill shelf for additional requirements.



Clip-on labelling system

The clip-on labelling system provides a quick and clear overview of your wine store. The labelled cards can be easily inserted into the clips which can be attached as required.



Bottle holder

The practical bottle holder allows you to store even more bottles.



Underside cover for wall mounting

Covers the underside, enabling compact appliances to be attractively wall mounted without their underside being visible.



Stainless steel polish / Stainless steel cleaner

For polishing stainless steel surfaces after they have been cleaned (do not use on SmartSteel).

The stainless steel cleaner effectively and gently removes fingerprints, streaks and stains from stainless steel surfaces. (Not for SmartSteel fronts, apply to stainless steel fronts/frames only.)




Lock

The lock prevents unwanted access. Simply assemble on the housing with Vinothek wine cabinets. If two wine cabinets are set up Side-by-Side, the operation of the sideways lock is limited. In this case an additional lock can be fitted below.



Stainless steel bar handle for undercounter wine cabinet

To optimally fit the appliance into the intended kitchen environment, the sturdy aluminium handle can be replaced with a narrower bar handle. This is well-designed, brushed stainless steel that impresses with its good look and feel.



Notes