

---

Professional  
use 2021

---

**LIEBHERR**

Refrigeration and freezing



# Contents

|   |     |
|---|-----|
| Quality, Design and Innovation  | 05  |
| The Liebherr Group  | 06  |
| Save energy and act sustainably   | 08  |
| Efficiency at a glance - the new energy labels  | 10  |
| Everything you need to know about the previous energy label                                     | 11  |
| Worldwide comprehensive service - long-term availability of spare parts                         | 12  |
| Verified quality for the highest professional standards   | 13  |
| Good reasons to choose Liebherr   | 14  |
| Fridges and freezers for catering, hotels and restaurants                                       | 16  |
| Fridges and freezers GN 2/1 with fan-assisted cooling and stainless steel inner liner           | 18  |
| Fridges and freezers GN 2/1 with fan-assisted cooling and polystyrol inner liner                | 28  |
| Under-worktop fridges and freezers  | 42  |
| Accessories   | 46  |
| Fridges and freezers for bakeries and patisseries   | 50  |
| Fridges and freezers for bakery trays with fan-assisted cooling and stainless steel inner liner | 52  |
| Fridges and freezers for bakery trays with polystyrol inner liner                               | 58  |
| Accessories   | 62  |
| Fridges for the beverage industry   | 64  |
| Display fridges with fan-assisted cooling   | 70  |
| Fridges with dynamic cooling  | 76  |
| Event fridges with dynamic cooling  | 84  |
| Counter-top fridges with fan-assisted cooling   | 88  |
| Under-worktop fridges   | 90  |
| Chest coolers with static cooling   | 98  |
| Accessories   | 102 |
| Freezers for the frozen food and ice cream industry   | 106 |
| Chest freezers  | 110 |
| Freezers for sales promotion with fan-assisted cooling  | 128 |
| Accessories   | 132 |



Fridges and freezers for catering, hotels and restaurants \_\_\_\_\_ 16



Fridges and freezers for bakeries and patisseries \_\_\_\_\_ 50



Fridges for the beverage industry \_\_\_\_\_ 64



Freezers for the frozen food and ice cream industry \_\_\_\_\_ 106



# Quality, Design and Innovation

As a specialist for fridges and freezers, Liebherr offers an extensive range of robust special appliances for commercial use. The unique quality, timeless design and innovation that characterise our products are expressions of our many years of experience in the manufacture of modern fridges. Every day, Liebherr appliances allow our customers to experience and benefit from the expertise we have developed over decades in the commercial field.

## Quality

For more than 60 years, the name Liebherr has stood for high-quality and innovative fridges and freezers. Our focus, from the product conception to development and production through to marketing, is on offering innovative top-quality products. In the process, we consistently implement new product ideas for the perfect and safe storage of foods and of sensitive samples, medication or research materials in laboratory use. We are familiar with the specific requirements and know what is needed to ensure that you can rely on your professional fridge one hundred percent, 24 hours a day, and 365 days a year. We conduct checks as early as the development stage to ensure that all refrigeration, mechanical and electronic components function dependably and over the long term, and we also make sure that optimal operability and operational reliability of appliances is guaranteed. For example, in the quality test, door hinges must complete at least 100,000 opening cycles - equivalent to usage of over 15 years. A visual inspection of processing quality also occurs. This helps us to ensure the optimal compatibility of all components with one another: for maximum functionality and efficiency.

## Design

Liebherr appliances for professional use are characterised by a specific combination of aesthetics and functionality. With their elegant and timeless design, the fridges and freezers meet the highest aesthetic standards. The high-quality look of our commercial appliances shows itself in many details: from stainless steel processing to a selection of high-quality materials and to the interior features. Thanks to their consistent design, our professional appliances can be easily combined and also really catch the eye.

## Innovation

The constant development of our high-quality products is particularly important to us. That is why all Liebherr production sites have development centres with modern equipment and highly qualified employees. We invest in research and development because only then can we truly offer our customers top quality in the long term, while simultaneously meeting our own high standards. Our aim is to be "best in class" in every aspect. Innovations, whether in refrigeration technology, convenience or safety, have always been an important and supporting pillar in our history and will remain so in future as well. With great dedication and passion we work hard to incorporate innovations into our appliances in order to set new standards in the field of professional fridges and freezers. Last but not least, our appliances for commercial use are highly efficient thanks to state-of-the-art electronics combined with optimised cooling circuits, so they make a considerable contribution towards economic and ecological sustainability.

# The Liebherr Group



Material Handling



Mining



Mobile Construction Cranes



Tower Cranes



Concrete Technology




Maritime Cranes



Aerospace & Transportation Systems



Machine Tools and Automation Systems



Components



Hotels



Refrigeration & Freezing

The Liebherr Group was established in 1949 by Dr Hans Liebherr. In a company history spanning more than 70 years, the Liebherr family business has demonstrated stability and reliability. Liebherr is one of the biggest manufacturers of construction equipment and is also successfully active in many other industries. The Group has a decentralised organisation with more than 48,000 employees worldwide and is divided into independently operating business units.

The Group now covers eleven product divisions: earth moving, mining, vehicle cranes, tower cranes, concrete technology, maritime cranes, aerospace and traffic technology, machine tools and automation systems, domestic appliances, components and hotels with more than 140 companies on all continents. The holding company of the Group is Liebherr-International AG in Bulle / Switzerland, all of whose shareholders are members of the Liebherr family.

The Domestic Appliances division was established at the Ochsenhausen site in 1954 and has for many years played an important role in the development of the Group. For more than 60 years Liebherr-Hausgeräte has been a premium manufacturer of innovative fridges and freezers for private households and for commercial use; with annual production exceeding 2.2 million appliances, we are one of the leading European suppliers of fridges. The five production sites in Ochsenhausen (Germany), Lienz (Austria), Radinovo (Bulgaria), Kluang (Malaysia) and Aurangabad (India) form a manufacturing network for fridges and freezers that meets the most modern of standards. Liebherr-Hausgeräte is active around the world: with an extensive network network of sales companies and offices in Bulgaria, Germany, the United Kingdom, Austria, Canada, Malaysia, Russia, Switzerland, Singapore, South Africa and the USA, the specialist in refrigeration and freezing ensures that customers receive competent advice and that professional service and maintenance work is provided on site.





# Save energy and act sustainably

As a family business operating globally, Liebherr bears great responsibility towards society, the environment, customers, employees and suppliers. The environmental effects of products and production sites are reduced and kept to a minimum, going beyond the stipulations of regulations and legislation. This is why a responsible and sustainable approach to energy is especially important to Liebherr in all development processes.

Energy efficiency has always been a central issue for Liebherr, and it has a decisive effect on the design of fridges and freezers for professional use. The use of high-quality components allows the appliances to provide excellent cooling. Tailored for professional use, these components also help lower electricity costs. With our products, the concept of protecting the environment is taken into account throughout the life cycle. Liebherr was the first company to convert its entire range of professional fridges and freezers to CFC-free and HFC-free refrigerants. Since then we have been using the natural and environmentally friendly refrigerants R 290 and R 600a. In combination with powerful compressors and modern cooling components, they ensure that our appliances for professional use are particularly energy-efficient and economical. The plastics used are marked for optimal recycling in accordance with our specifications as per ISO

1043 and the manufacturing processes are designed in such a way that resources can be used efficiently. We would like to have become climate neutral at our European production sites by 2030. Within two years we have already been able to reduce our CO<sub>2</sub> emissions by 62 percent. At an early stage, suppliers and service providers are integrated into the current quality and sustainability standards. Our integrated management system serves to meet these requirements and helps to achieve the desired objectives – its effectiveness is regularly checked by audits. All European Liebherr production sites are certified according to the international standards for quality (ISO 9001), environmental management (ISO 14001) and energy management (ISO 50001). Since September 2019, Liebherr has also held the certified EcoVadis silver status, which distinguishes the sustainability performance of the Lienz plant.



# Efficiency at a glance – the new energy labels

# Why do you want to know about the previous label?

It is now once again possible to distinguish more easily between efficient and inefficient appliances. By 1 March 2021, all fridges and freezers with a direct sales function must be marked with an energy label. This is good for us, since traditionally an above-average number of Liebherr appliances are located at the top of the energy efficiency scale. And it's good for you too, because it's easier to find the most efficient appliances.

The fridges and freezers for professional use will once again be classified on an efficiency scale from A to G. As the mandatory information on the label varies, there are different versions of the new label for upright bottle coolers, ice-cream freezers, refrigerated cabinets for supermarket freezers and

GTL chests. More transparency for efficiency: The European Product Database For Energy Labelling (EPREL) has existed since 2019. In the future, the database will list all devices subject to mandatory labelling and will include their efficiency class.

In order to promote the sale of energy-efficient appliances, from 1 July 2019 certain devices must be labelled with an energy label. The label displays the energy classification in classes A+++ to G, the energy consumption in kWh/year, the net volume in litres and the climate class for which the appliance was designed.

**Upright bottle coolers**  
EU Regulation 2019/2018

**EFI/EFE ice cream chest freezers**  
EU Regulation 2019/2018

**GTL chests**  
EU Regulation 2019/2016

**FDv/F(v) refrigerated cabinets for supermarkets**  
EU Regulation 2019/2018

- The QR code for identifying the product in the EPREL (European Product Database for Energy Labelling) EU database.
- The model identifier for identifying the product manually in the EPREL EU database, e.g. via the article number.
- The new A to G efficiency scale.
- Volume expressed in liters.
- The noise level is now also classified into classes A to D.
- The average compartment temperature in degrees Celsius.
- The highest ambient temperature in degrees Celsius at which the appliance will run flawlessly.
- Total display area in square metres (freezing).
- The results of the underlying temperature class resulting in minimum (bottom) and maximum (top) compartment temperature.



More information about the energy label:  
[home.liebherr.com/business/energylabel](http://home.liebherr.com/business/energylabel)

## Measurements

### Approved climate classes

#### Climate class 3 (light-duty cabinet):

Ambient temperatures from +10 °C /+16 °C to +25 °C, 60% relative humidity

#### Climate class 4:

Ambient temperatures from +10 °C/+16 °C to 30 °C, 55% relative humidity

#### Climate class 5 (heavy-duty cabinet):

Ambient temperatures from +10 °C/+16 °C to 40 °C, 40% relative humidity

The climate class indicated on the energy label represents the maximum ambient temperature at the installation site of the unit. At this temperature the storage temperatures required for the storage of groceries are maintained.

### Energy consumption/net volume

Energy consumption is measured for all appliances concerned, regardless of the climate class indicated, at climate class 4 (30 °C/55% rH).

The measurement of energy consumption is subject to standard EN 16825 and Regulation 2015/1094 - IV. The net volume is determined according to the standard EN 16825.

**Storage cabinets**  
EU Regulation 2015/1094-IV

- Name or trademark of the supplier
- Model identification of the supplier
- Energy efficiency class "A+++ through "G"
- Energy consumption in 365 days
- Net volume, refrigeration
- Net volume, freezing
- Climate class (3, 4 or 5)

# Worldwide comprehensive service – long-term availability of spare parts

# Verified quality for the highest professional standards

Liebherr service is characterised by a strong customer focus. The main aim is to ensure customer satisfaction through fast processing. The worldwide Liebherr customer service network provides competent experts on all matters relating to service – via email, phone or mail.

As a manufacturer of high-quality fridges and freezers for professional use, we want to live up to our standard of being a competent and reliable partner, and when it comes to servicing and customer service as well. That is what Liebherr customers expect from us, and we want to justify it with our performance. All incoming questions, whether asked in writing or in person, are recorded in our customer database and processed quickly by our customer service employees, who are highly qualified master craftsmen and technicians. We always aim to offer our customers the best possible solution.



Liebherr stands for reliability and durability. That is why we use only the highest quality materials and components in production. Every appliance is tested intensively for quality and functionality, even during the production process. We are always working to develop our appliances, optimise all components and process them properly to the last detail, so we can guarantee the proverbial Liebherr quality with the long durability of our appliances. And if you should still need a spare part for our appliances with their essentially maintenance-free design, you can rely on our service at all times. We provide only original Liebherr spare parts – in most cases for up to ten years after the appliance was purchased even.

A great deal of know-how, development work and love of detail is invested in every single Liebherr appliance. Before an appliance goes into series production, engineers have completed months of research and development to ensure that a high quality product is created which meets all the requirements of professional use.


As a premium manufacturer we have something essential in common with our customers: we set the highest possible standards for our appliances and components. The quality of Liebherr appliances is a solid foundation for the high level of trust that customers have in the Liebherr brand. At our production locations, we are working constantly on the further development and optimisation of all appliance components and materials. Our professional appliances and components undergo continuous quality monitoring throughout the entire production process. In order to guarantee these high standards of quality, we subject

all components to extreme loads in extensive and practical testing. In doing so, we ensure that only the highest quality appliances, which fully meet the particular requirements for commercial use, leave our production locations. Our highly-qualified and well-trained employees are also a central factor here. Thanks to their dedication and commitment, Liebherr continues to set high standards and guarantee outstanding quality. No wonder then that customers around the world are impressed by the durability of our fridges and freezers.



Symbol picture

# Good reasons to choose Liebherr



## Highest performance

Liebherr fridges and freezers for professional use offer perfect cooling even at high ambient temperatures up to +40 °C (climate class 5). The ultramodern components, powerful and eco-friendly refrigerants and precise control systems are optimally coordinated to withstand demanding practical requirements with many door opening cycles. As a result, product quality and freshness are reliably maintained – and the appliances are always economical.

## Low operating costs

With their precise electronics and optimised refrigeration system, Liebherr appliances are very powerful – while consuming very little energy. This is helped by highly efficient insulation, which effectively prevents cold loss. This protects the environment and ensures low electricity and running costs. The high quality guarantees that the appliances have a long life and reliable operation. You can count on Liebherr – in every regard!

## Robust quality

Liebherr appliances are specifically designed for intensive professional use and are therefore very robust: The highest quality materials and careful processing down to the very last detail guarantees the special quality of our appliances. Quality is monitored in extensive testing and inspection procedures. The optimal compatibility of all electronic and refrigeration components is ensured in order to guarantee maximum functionality and efficiency – of course, all with an attractive design.

## Easy cleaning

Perfect hygiene and easy cleaning play an important role in the professional sector. That is why one of the many features of Liebherr appliances is moulded inner liners with large radii that can be cleaned easily and thoroughly. Height-adjustable grid shelves, for example, make it possible to adapt individually to different packages or products. Depending on the model, robust castors or height-adjustable feet ensure that the surfaces under the appliances can also be easily cleaned.

## Design

Powerful technology in an ideal form: In terms of design, it is very important to Liebherr that its appliances radiate aesthetics, elegance and quality. Specially refined materials and shapely structures characterise the unique Liebherr style. Thanks to their consistent design, Liebherr appliances can be easily combined and always catch the eye.

## Easy servicing

With a concept that has been thought through in every detail, with high-quality and durable materials, and with components that are almost maintenance-free, professional Liebherr appliances are incredibly easy to service. This ensures that our fridges and freezers are particularly easy and convenient to operate in daily use, and therefore perfect for professional use.





# Fridges and freezers for catering, hotels and restaurants

Exact standards are demanded of fridges and freezers in the restaurant, hotel and catering business. With a Liebherr appliance, you opt for reliable operation, innovative premium quality - and for top design. Liebherr offers all the advantages that matter in professional applications: high-quality components and maximum net volume, efficient refrigerating capacity, reliable temperature consistency and very easy cleaning. Most of all, Liebherr appliances stand out due to their low power consumption and maximum efficiency. The appliances are designed for integration in a HACCP concept and comply with the requirements for optimum food hygiene. You can rely on Liebherr professional models - 24 hours a day, 365 days a year.

# The advantages at a glance

The GKPv 1490 / GKPv 1470 / GGPv 1490 / GGPv 1470 body can be split and reassembled for difficult delivery situations. This needs to be undertaken by a trained engineer. Contact sales for more information.



**Hinged detachable unit cover panel** provides easy access during servicing or **cleaning**. The one-piece unit cover combined with the membrane control panel is designed with effective and time-saving cleaning in mind.

**Integrated pressure relief valve** for easy opening of the door.

**Demand-responsive hot gas defrost system** reduces defrost time to approx. 10 minutes and lowers the energy input.

To **increase the net volume** of the inner liner, functional parts like fans and evaporators are located outside the fridge compartment to save space.

**Two highly efficient fans** reduce the energy consumption and ensure optimum cold air distribution via the Liebherr air ducting system.



The **stainless steel outer housing** made of one-piece side walls with 83 mm insulation is gap-free and, as a result, is very hygienic and easy to clean.



The **moulded liner base** features generously radiused corners for easy cleaning and a water drain for optimum hygiene.



**Foot pedal** for easy opening of the door if you don't have a hand free.



**Precision electronic control systems** and the high-quality refrigeration components ensure **maximum energy efficiency**. Visual and audible door alarms alert the user to any excessive rise in temperature and loss of cold air.



In conjunction with highly efficient compressors, the **environmentally friendly refrigerant R 290** is highly effective and energy-efficient.

**Serial bus interface** and volt-free contact enable networking with central monitoring and alarm systems.

The **moulded Gastronorm 2/1 inner liner** in stainless steel combines a number of advantages but is above all easy to clean with no hidden dirt-traps. Also repositioning shelves or GN containers is now quick and easy.



The **door hinges** are **reversible** without any additional components and allow the appliance to be adapted to the installation site.

The **self-closing door** with an easily exchangeable magnetic seal closes reliably and tightly and prevents unnecessary loss of cold air. The ergonomic, full-length integrated handle ensures particularly convenient opening of the door. All the surfaces with regular hand contact are fully visible and extremely easy to wipe clean.

**Height-adjustable feet as standard** allow for easy cleaning also underneath the appliance.

GKPv 6590

# Top performance for foodservice professionals

The two top ProfiPremiumLine and ProfiLine ranges offer everything demanding commercial users expect from modern fridges and freezers: highly efficient refrigeration components ensure rapid cooling of food with low energy consumption. The

HACCP-compliant electronic control system allows accurate temperature setting. Adjustable shelves and the hygienic moulded inner liner ensure optimum variability and use of storage space.

## Advantage of hot gas defrosting

For minimal temperature change during defrost

**30 min**  
Electric defrosting

**10 min**  
Hot gas defrosting

### Energy-efficient hot-gas defrost system.

Defrost less often and faster: the appliances defrost only when required since the controller calculates the defrost cycles based on the compressor run-time. Energy-efficient hot gas reduces the defrost time from approx. 30 to only approx. 10 minutes – with a low rise in temperature in the appliance. Positive for food quality: food items are not exposed to unnecessary temperature fluctuations. In addition the hot gas system is more reliable.



### Tough moulded inner liner.

The moulded stainless steel inner liner has integrated ribs as shelf support surfaces. In addition it is corrosion-resistant, hygienic and particularly easy to clean. The shelves have a loading capacity of up to 60 kg – so overloading is almost impossible. Gastronorm containers 2/1 slide directly on the storage ribs. The moulded liner base features generously radiused corners as well as a very practical cleaning drain.



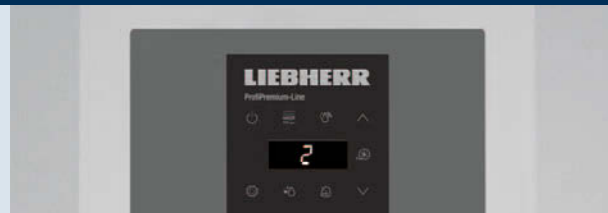
### Heavy-duty professional half-door.

Quick access, minimal cold loss, maintaining of product quality. Half-door appliances are ideal particularly in quick service gastronomy with frequent door opening. Products used more frequently are stored in the upper area for quick access while below there is plenty of space for goods needed less frequently. Thanks to the half-doors with their self-closing mechanism, only a small amount of cold air escapes on opening and this helps to maintain temperature stability and therefore the quality of the goods stored over the long term.

**Climate Class 5**

### Operating conditions – high climate rating.

Sometimes in the kitchen not only temperaments but also temperatures get very hot. That is why the professional Liebherr appliances are designed for climate rating 5 with high ambient temperatures up to +40°C. They always operate properly and efficiently even in extreme conditions.



### Profi PremiumLine electronic control system with integrated temperature logging.

The easy-to-use controller includes a smart energy-saving defrost, defrosting only when and for as long as required. The RS 485 interface enables connection to external temperature logging software. The integrated data logger records and stores the min/max interior temperatures for HACCP-compliance. In case of temperature deviations, caused e.g. by a door that is left open, the controller triggers a visual and audible door alarm, thus protecting your products. The membrane keyboard is tough and easy to clean.



### Air ducting system for excellent temperature distribution.

The innovative air ducting system is designed to maintain freshness during food storage: two fans draw the air over the cooling evaporator, then it is directed downwards behind an air deflector. This ensures constant air circulation – and uniform temperature distribution.



### Self-closing door.

For convenient loading or product removal, the doors have a 90° dwell position. At less than 60° the doors close automatically – and reliably. To keep your hands free during filling, ProfiPremiumLine appliances can be opened by means of a foot pedal (optionally available also for ProfiLine). The door seals can be replaced without any tools and the door hinges can easily be reversed.

### Pressure relief valve.

Inside fridges and freezers a vacuum is built up by air exchange which causes resistance when the door is reopened. The integrated pressure relief valve compensates this vacuum automatically and immediately – the doors remain easy to open.

### Environmentally friendly refrigerant.

Only the ecologically safe refrigerant R 290 is used. In conjunction with highly efficient refrigeration components, Liebherr appliances achieve the highest possible degree of environmental friendliness and energy saving.

### Easily accessible refrigeration components.

The refrigeration components are integrated in the upper area of the unit, which allows easy access and distinctly increases the net volume of the interior. The unit cover is simply opened upwards for convenient cleaning or for service operations as required. From an opening angle of 45° it can be unhinged completely.



| Fridges GN 2/1<br>with fan-assisted cooling | GKPv 6590 ProfiPremiumline             | GKPv 1490 ProfiPremiumline             | GKPv 1470 ProfiLine                | GKPv 6570 ProfiLine                | GKPv 6577 ProfiLine                |
|---|--|--|------------------------------------|------------------------------------|------------------------------------|
| <b>Total gross / net volume</b>             | 597 / 465 litre                        | 1361 / 1056 litre                      | 1361 / 1056 litre                  | 597 / 465 litre                    | 596 / 464 litre                    |
| <b>Exterior dimensions in mm (w/d/h)</b>    | 700/830/2120                           | 1430/830/2120                          | 1430/830/2120                      | 700/830/2120                       | 700/838/2120                       |
| <b>Interior dimensions in mm (w/d/h)</b>    | 510/650/1550                           | 1236/650/1550                          | 1236/650/1550                      | 510/650/1550                       | 510/650/1550                       |
| Energy efficiency class <sup>1</sup>        | <A>                                    | <C>                                    | <C>                                | <B>                                | <C>                                |
| Energy consumption in 365 days              | 336 kWh                                | 1084 kWh                               | 1031 kWh                           | 406 kWh                            | 578 kWh                            |
| Climate rating                              | 5                                      | 5                                      | 5                                  | 5                                  | 5                                  |
| Ambient temperature range <sup>2</sup>      | +10 °C to +40 °C                       | +10 °C to +40 °C                       | +10 °C to +40 °C                   | +10 °C to +40 °C                   | +10 °C to +40 °C                   |
| Refrigerant                                 | R 290                                  | R 290                                  | R 290                              | R 290                              | R 290                              |
| Sound power level                           | 58 dB(A)                               | 58 dB(A)                               | 58 dB(A)                           | 58 dB(A)                           | 60 dB(A)                           |
| Connection rating                           | 2.0 A/150 W                            | 3.0 A/250 W                            | 3.0 A/250 W                        | 2.0 A/150 W                        | 2.0 A/150 W                        |
| Frequency/voltage                           | 50 Hz/220–240V~                        | 50 Hz/220–240V~                        | 50 Hz/220–240V~                    | 50 Hz/220–240V~                    | 50 Hz/220–240V~                    |
| Cooling system/Defrost                      | forced-air/automatic                   | forced-air/automatic                   | forced-air/automatic               | forced-air/automatic               | forced-air/automatic               |
| Temperature range                           | –2 °C to +15 °C                        | –2 °C to +15 °C                        | –2 °C to +15 °C                    | –2 °C to +15 °C                    | –2 °C to +15 °C                    |
| Gastronorm                                  | GN 2/1, 530 × 650 mm (530 mm wide)     | GN 2/1, 530 × 650 mm (530 mm wide)     | GN 2/1, 530 × 650 mm (530 mm wide) | GN 2/1, 530 × 650 mm (530 mm wide) | GN 2/1, 530 × 650 mm (530 mm wide) |
| External cabinet finish                     | stainless steel                        | stainless steel                        | stainless steel                    | stainless steel                    | stainless steel                    |
| Door material                               | stainless steel                        | stainless steel                        | stainless steel                    | stainless steel                    | stainless steel                    |
| Internal liner material                     | 304-grade stainless steel              | 304-grade stainless steel              | 304-grade stainless steel          | 304-grade stainless steel          | 304-grade stainless steel          |
| Type of control                             | electronic controller                  | electronic controller                  | electronic controller              | electronic controller              | electronic controller              |
| Temperature display                         | external digital                       | external digital                       | external digital                   | external digital                   | external digital                   |
| Fault: warning signal                       | visual and audible                     | visual and audible                     | visual and audible                 | visual and audible                 | visual and audible                 |
| Interface/Volt-free alarm contact           | RS 485/yes                             | RS 485/yes                             | RS 485 optional/–                  | RS 485 optional/–                  | RS 485 optional/–                  |
| Adjustable shelves                          | 4                                      | 8                                      | 8                                  | 4                                  | 4                                  |
| Shelf material                              | 304-grade stainless steel wire shelves | 304-grade stainless steel wire shelves | wire shelves plastic-coated        | wire shelves plastic-coated        | wire shelves plastic-coated        |
| Shelf loading                               | 60 kg                                  | 60 kg                                  | 60 kg                              | 60 kg                              | 60 kg                              |
| Height of adjustable legs                   | 120–170 mm                             | 120–170 mm                             | 120–170 mm                         | 120–170 mm                         | 120–170 mm                         |
| Handle                                      | full-length integrated handle          | full-length integrated handle          | full-length integrated handle      | full-length integrated handle      | full-length integrated handle      |
| Foot pedal opener                           | yes                                    | yes                                    |                                    |                                    |                                    |
| Lock/Self-closing door                      | fitted/yes                             | fitted/yes                             | fitted/yes                         | fitted/yes                         | fitted/yes                         |
| Door hinges                                 | right, reversible on site              | left hand/right hand                   | left hand/right hand               | right, reversible on site          | right, reversible on site          |
| Insulation                                  | 83–60 mm                               | 83–60 mm                               | 83–60 mm                           | 83–60 mm                           | 83–60 mm                           |
| Gross/net weight                            | 129/113 kg                             | 208/184 kg                             | 208/184 kg                         | 127/111 kg                         | 130/113 kg                         |
| <b>Remote condensing unit option R 134a</b> |  |  | <b>GKPv 1470 version 525</b>       | <b>GKPv 6570 version 525</b>       |                                    |
| <b>Accessories</b>                          |  |  |                                    |                                    |                                    |
| Stainless steel wire shelf                  | 7112904                                | 7112904                                | 7112904                            | 7112904                            | 7112904                            |
| Shelf, plastic-coated                       | 7112908                                | 7112908                                | 7112908                            | 7112908                            | 7112908                            |
| U-shaped trayslide, right/left              |  | 9001761/9001757                        | 9001761/9001757                    |                                    |                                    |
| Optional castor set                         | 9590581                                | 9590583                                | 9590583                            | 9590581                            | 9590581                            |
| RS 485/RS 232 adapter, data log software    | 9590387                                | 9590387                                |                                    |                                    |                                    |
| NTC product temperature sensor              | 9590407                                | 9590407                                |                                    |                                    |                                    |
| Foot pedal opener                           | 9590659                                | 9590639                                | 9590639                            | 9590659                            | 9590659                            |
| Side-by-Side set                            | 9901969                                | 9901969                                | 9901969                            | 9901969                            |                                    |
| Potential-free alarm output                 |  |  | 9592748                            | 9592748                            | 9592748                            |

<sup>1</sup> You can find the full range of efficiency classes on p.11. As per EU Regulation 2015/1094-IV.  
<sup>2</sup> Indicates the ambient temperature at which the appliance can be safely operated.



**Fridges GN 2/1**  
with fan-assisted cooling

**GKpv 6573**  
ProfiLine

LED

|   |                                       |
|---|---------------------------------------|
| <b>Total gross / net volume</b>             | 597 / 465 litre                       |
| <b>Exterior dimensions in mm (w/d/h)</b>    | 700/830/2120                          |
| <b>Interior dimensions in mm (w/d/h)</b>    | 510/650/1500                          |
| Energy efficiency class <sup>1</sup>        | <C>                                   |
| Energy consumption in 365 days <sup>2</sup> | 577 kWh                               |
| Climate rating                              | 5                                     |
| Ambient temperature range <sup>3</sup>      | +10 °C to +40 °C                      |
| Refrigerant                                 | R 290                                 |
| Sound power level                           | 58 dB(A)                              |
| Connection rating                           | 2.0 A / 180 W                         |
| Frequency / voltage                         | 50 Hz / 220 – 240V~                   |
| Cooling system                              | forced-air                            |
| Defrost                                     | automatic                             |
| Temperature range                           | +1 °C to +15 °C                       |
| Gastronorm                                  | GN 2/1, 530 × 650 mm (530 mm wide)    |
| External cabinet finish                     | stainless steel                       |
| Door material                               | Glass door with stainless steel frame |
| Internal liner material                     | 304-grade stainless steel             |
| Type of control                             | electronic controller                 |
| Temperature display                         | external digital                      |
| Interior light                              | LED lighting, with separate switch    |
| Fault: warning signal                       | visual and audible                    |
| Interface                                   | RS 485 optional                       |
| Adjustable shelves                          | 4                                     |
| Shelf material                              | wire shelves plastic-coated           |
| Shelf loading                               | 60 kg                                 |
| Height of adjustable legs                   | 120 – 170 mm                          |
| Handle                                      | full-length integrated handle         |
| Lock  | fitted                                |
| Self-closing door                           | yes                                   |
| Door hinges                                 | right, reversible on site             |
| Insulation                                  | 83 – 60 mm                            |
| Gross / net weight                          | 137 / 120 kg                          |
| <b>Accessories</b>                          |                                       |
| Stainless steel wire shelf                  | 7112904                               |
| Shelf, plastic-coated                       | 7112908                               |
| Optional castor set                         | 9590581                               |
| Foot pedal opener                           | 9590659                               |
| Side-by-Side set                            | 9901969                               |
| Potential-free alarm output                 | 9592748                               |

**Freezers GN 2/1**  
with fan-assisted cooling

**GKpv 6590**  
ProfiPremiumline

No Frost

**GKpv 1490**  
ProfiPremiumline

No Frost

|  |  |  |
|--|--|--|
| <b>Total gross / net volume</b>            | 597 / 465 litre                        | 1361 / 1056 litre                      |
| <b>Exterior dimensions in mm (w/d/h)</b>   | 700/830/2120                           | 1430/830/2120                          |
| <b>Interior dimensions in mm (w/d/h)</b>   | 510/650/1550                           | 1236/650/1550                          |
| Energy efficiency class <sup>1</sup>       | <B>                                    | <C>                                    |
| Energy consumption in 365 days             | 1165 kWh                               | 3287 kWh                               |
| Climate rating                             | 5                                      | 5                                      |
| Ambient temperature range <sup>3</sup>     | +10 °C to +40 °C                       | +10 °C to +40 °C                       |
| Refrigerant                                | R 600a                                 | R 290                                  |
| Sound power level                          | 60 dB(A)                               | 60 dB(A)                               |
| Connection rating                          | 1.5 A / 250 W                          | 4.0 A / 450 W                          |
| Frequency / voltage                        | 50 Hz / 220 – 240V~                    | 50 Hz / 220 – 240V~                    |
| Cooling system                             | forced-air                             | forced-air                             |
| Defrost                                    | automatic                              | automatic                              |
| Temperature range                          | -10 °C to -26 °C                       | -10 °C to -26 °C                       |
| Gastronorm                                 | GN 2/1, 530 × 650 mm (530 mm wide)     | GN 2/1, 530 × 650 mm (530 mm wide)     |
| External cabinet finish                    | stainless steel                        | stainless steel                        |
| Door material                              | stainless steel                        | stainless steel                        |
| Internal liner material                    | 304-grade stainless steel              | 304-grade stainless steel              |
| Type of control                            | electronic controller                  | electronic controller                  |
| Temperature display                        | external digital                       | external digital                       |
| Fault: warning signal                      | visual and audible                     | visual and audible                     |
| Interface / Volt-free alarm contact        | RS 485 / yes                           | RS 485 / yes                           |
| Adjustable shelves                         | 4                                      | 8                                      |
| Shelf material                             | 304-grade stainless steel wire shelves | 304-grade stainless steel wire shelves |
| Shelf loading                              | 60 kg                                  | 60 kg                                  |
| Height of adjustable legs                  | 120 – 170 mm                           | 120 – 170 mm                           |
| Handle                                     | full-length integrated handle          | full-length integrated handle          |
| Foot pedal opener                          | yes                                    | yes                                    |
| Lock                                       | fitted                                 | fitted                                 |
| Self-closing door                          | yes                                    | yes                                    |
| Door hinges                                | right, reversible on site              | left hand / right hand                 |
| Insulation                                 | 83 – 60 mm                             | 83 – 60 mm                             |
| Gross / net weight                         | 134 / 118 kg                           | 213 / 189 kg                           |
| <b>Accessories</b>                         |  |  |
| Stainless steel wire shelf                 | 7112904                                | 7112904                                |
| Shelf, plastic-coated                      | 7112908                                | 7112908                                |
| U-shaped trayslide, right / left           |  | 9001761 / 9001757                      |
| Optional castor set                        | 9590581                                | 9590583                                |
| RS 485 / RS 232 adapter, data log software | 9590387                                | 9590387                                |
| NTC product temperature sensor             | 9590407                                | 9590407                                |
| Foot pedal opener                          | 9590659                                | 9590639                                |
| Side-by-Side set                           | 9901969                                | 9901969                                |

<sup>1</sup> You can find the full range of efficiency classes on p.11. As per EU Regulation 2015/1094-IV.  
<sup>2</sup> Measured when lighting switched off.  
<sup>3</sup> Indicates the ambient temperature at which the appliance can be safely operated.



**Freezers GN 2/1**  
with fan-assisted cooling

**GGPv 1470** ProfiLine



**GGPv 6570** ProfiLine



**GGPv 6577** ProfiLine



|  | GGPv 1470 ProfiLine                | GGPv 6570 ProfiLine                | GGPv 6577 ProfiLine                |
|--|------------------------------------|------------------------------------|------------------------------------|
| <b>Total gross / net volume</b>          | 1361 / 1056 litre                  | 597 / 465 litre                    | 596 / 464 litre                    |
| <b>Exterior dimensions in mm (w/d/h)</b> | 1430/830/2120                      | 700/830/2120                       | 700/838/2120                       |
| <b>Interior dimensions in mm (w/d/h)</b> | 1236/650/1550                      | 510/650/1550                       | 510/650/1550                       |
| Energy efficiency class <sup>1</sup>     | <C>                                | <C>                                | <D>                                |
| Energy consumption in 365 days           | 3333 kWh                           | 1874 kWh                           | 2552 kWh                           |
| Climate rating                           | 5                                  | 5                                  | 5                                  |
| Ambient temperature range <sup>2</sup>   | +10 °C to +40 °C                   | +10 °C to +40 °C                   | +10 °C to +40 °C                   |
| Refrigerant                              | R 290                              | R 290                              | R 290                              |
| Sound power level                        | 60 dB(A)                           | 60 dB(A)                           | 62 dB(A)                           |
| Connection rating                        | 4.0 A/450 W                        | 4.0 A/300 W                        | 4.0 A/300 W                        |
| Frequency/voltage                        | 50 Hz/220–240V~                    | 50 Hz/220–240V~                    | 50 Hz/220–240V~                    |
| Cooling system                           | forced-air                         | forced-air                         | forced-air                         |
| Defrost                                  | automatic                          | automatic                          | automatic                          |
| Temperature range                        | -10 °C to -26 °C                   | -10 °C to -26 °C                   | -10 °C to -26 °C                   |
| Gastronorm                               | GN 2/1, 530 × 650 mm (530 mm wide) | GN 2/1, 530 × 650 mm (530 mm wide) | GN 2/1, 530 × 650 mm (530 mm wide) |
| External cabinet finish                  | stainless steel                    | stainless steel                    | stainless steel                    |
| Door material                            | stainless steel                    | stainless steel                    | stainless steel                    |
| Internal liner material                  | 304-grade stainless steel          | 304-grade stainless steel          | 304-grade stainless steel          |
| Type of control                          | electronic controller              | electronic controller              | electronic controller              |
| Temperature display                      | external digital                   | external digital                   | external digital                   |
| Fault: warning signal                    | visual and audible                 | visual and audible                 | visual and audible                 |
| Interface                                | RS 485 optional                    | RS 485 optional                    | RS 485 optional                    |
| Adjustable shelves                       | 8                                  | 4                                  | 4                                  |
| Shelf material                           | wire shelves plastic-coated        | wire shelves plastic-coated        | wire shelves plastic-coated        |
| Shelf loading                            | 60 kg                              | 60 kg                              | 60 kg                              |
| Handle                                   | full-length integrated handle      | full-length integrated handle      | full-length integrated handle      |
| Height of adjustable legs                | 120–170 mm                         | 120–170 mm                         | 120–170 mm                         |
| Lock                                     | fitted                             | fitted                             | fitted                             |
| Self-closing door                        | yes                                | yes                                | yes                                |
| Door hinges                              | left hand/right hand               | right, reversible on site          | right, reversible on site          |
| Insulation                               | 83–60 mm                           | 83–60 mm                           | 83–60 mm                           |
| Gross/net weight                         | 214/189 kg                         | 136/119 kg                         | 137/121 kg                         |
| <b>Accessories</b>                       |                                    |                                    |                                    |
| Stainless steel wire shelf               | 7112904                            | 7112904                            | 7112904                            |
| Shelf, plastic-coated                    | 7112908                            | 7112908                            | 7112908                            |
| U-shaped trayslide, right/left           | 9001761/9001757                    |                                    |                                    |
| Optional castor set                      | 9590583                            | 9590581                            | 9590581                            |
| Foot pedal opener                        | 9590639                            | 9590659                            | 9590659                            |
| Side-by-Side set                         | 9901969                            |                                    |                                    |
| Potential-free alarm output              | 9592746                            | 9592746                            | 9592746                            |

<sup>1</sup> You can find the full range of efficiency classes on p.11. As per EU Regulation 2015/1094-IV.  
<sup>2</sup> Indicates the ambient temperature at which the appliance can be safely operated.

# The advantages at a glance



**Precision and easy-to-use control system** featuring a hygienic membrane panel and high-quality refrigeration components for maximum energy efficiency. Visual and audible door alarms alert the user to any excessive rise in temperature and loss of cold air.

The **natural** and CFC free **refrigerants R 290** and **R 600a** are environmentally-friendly and, in conjunction with highly efficient compressors, are very energy-efficient.




**Demand-based technology:** highly efficient fan-assisted cooling system for stable and evenly distributed interior temperatures. The door operated fan cut-out switch minimises the loss of cold air when the door is opened. Thanks to the rear-wall condenser, the system is virtually maintenance-free.



The **moulded inner liner** made of food-safe commercial-grade polystyrol is odourless, very tough, durable and easy to clean for perfect hygiene thanks to the generously radiused corners. The interior is also resistant to food chemicals.



The **plastic-coated wire shelves** allow variable use of the interior and have a loading capacity of up to 60 kg, ensuring safe product storage even in extreme conditions.



The appliances are delivered with **assembled stainless steel adjustable legs**, which saves time and effort on site. The height of the feet can be adjusted individually to enable convenient cleaning also underneath the appliance. Castors are also optionally available.



The **reversible door hinges** allow the appliances to be adapted to an installation site. All the necessary parts are included in the delivery; the door can quickly be reversed on site.



The **sturdy slimline door handle** is designed for intensive use, ergonomic, very easy to grasp and easy to clean.



The drain in the **liner base** enhances and simplifies cleaning the cabinet interior.



**Self-closing door with removable magnetic gasket.** For convenient use, the doors remain open at 90° to allow easy loading or removal of larger quantities. At less than 60° the doors close automatically and reliably. That prevents the loss of cold air and helps to increase energy efficiency.

**No Frost**

**Hot gas defrosting in GGv.** The highly efficient system defrosts the appliance in approx. 10 minutes, minimising the temperature rise in the interior during defrosting and saving energy.



GKv 6460

# Quality right down to the smallest detail

These models offer the perfect solution for many applications in the restaurant business. They combine very large net volumes with the well-known Liebherr qualities: hygienic, sturdy and durable, reliable with optimum refrigerating capacity and many innovative equipment details. The temperature can be set accurately from +1°C up to +15°C, in the GKv 5790 and GKv 5730

models also from -2°C up to +15°C. Where space is limited, these models are the ideal solution – thanks to their compact design, maximum net volume is available on a small footprint.

## Advantage of hot gas defrosting For minimal temperature change during defrost

**30 min**  
Electric defrosting

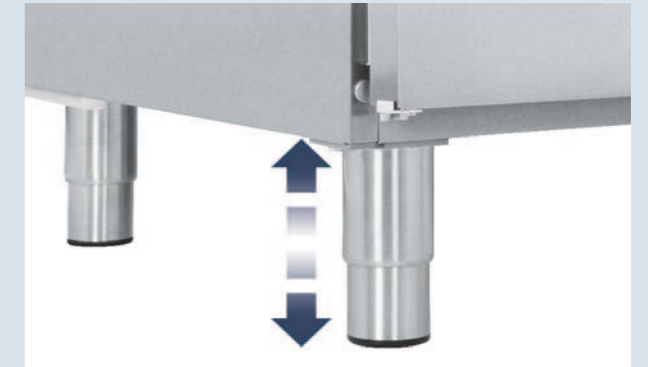
**10 min**  
Hot gas defrosting

**Energy-efficient hot-gas defrost system in GGv models.**  
Defrost less often and faster: the appliance defrosts only when required since the controller calculates the defrost cycles based on the compressor run-time. Energy-efficient hot gas reduces the defrost time from approx. 30 to only approx. 10 minutes – with a low rise in temperature in the appliance. Positive for food quality: food items are not exposed to unnecessary temperature fluctuations.

**Freezer baskets.**  
Static freezer models GG 52 / GG 40 are fitted with baskets as standard. These allow for easy storage of different types of frozen products.

**Large usable net volume.**  
These models have very large net volume.

**Low-maintenance and environmentally friendly.**  
The GKv, GGv and GG models have a rear panel condenser, which makes cleaning unnecessary. The use of the environmentally friendly refrigerants R 290 and R 600a have a low global warming potential.



**Pre-installed stainless steel legs.**  
On models supplied with adjustable legs these are already installed at the factory. These provide enough clearance from the floor to allow easy cleaning underneath the appliance. Castors are optionally available.



**Easy to use, high precision controller.**  
The fridges and freezers are equipped with a precise and easy to use controller with a digital display. Temperatures can be set exactly to the degree wanted. The unique, one-piece membrane keyboard is extremely easy to clean. In case of temperature deviations, caused e.g. by a door that is open a long time, the controller triggers a visual and audible door alarm, thus protecting the stored products. In the fridges, the storage humidity can be adapted to different requirements with the fan mode selection function. The extended temperature range from -2°C to +15°C in the GKv 5730 and GKv 5790 models is ideal for products which must be stored at approximately 0°C or below.



**Low-maintenance, resilient, practical.**  
The inner liner is seamlessly moulded with large radii, easy to clean and hygienic. Liebherr uses polystyrene in commercial quality for this – a food-safe, extremely sturdy and durable material. The reinforced grid shelves have a high loading capacity of up to 45 kg or 60 kg. Practical in the GKv 57 and 64 appliances: two GN 1/1 containers can be placed next to one another instead of behind one another.



**BlackSteel: Elegance, exclusivity and a stylish appearance.**  
Visually, BlackSteel is a highly attractive black stainless steel with an extraordinary appeal. When paired with high-quality SmartSteel finishing, the material exudes high-tech design and delivers a timeless elegance with a special depth of field. The cross-ground textured effect lends BlackSteel an appealing and exclusive appearance and makes the models a real highlight. Thanks to the finishing on doors and side walls, the visibility of fingerprints is significantly reduced. The surface is also easy to clean, therefore reducing the amount of effort involved.





| Fridges GN 2/1<br>with fan-assisted cooling | GKv 6460 ProfiLine                    | GKv 6410 ProfiLine                    | GKvbs 5760 ProfiLine                  | GKv 5710 ProfiLine                    | -2°C fridges GN 2/1<br>with fan-assisted cooling | GKv 5790 ProfiLine                     | GKv 5730 ProfiLine                     |
|---|---------------------------------------|---------------------------------------|---------------------------------------|---------------------------------------|--|--|--|
| <b>Total gross / net volume</b>             | 664/491 litre                         | 664/491 litre                         | 586/432 litre                         | 586/432 litre                         | <b>Total gross / net volume</b>                  | 586/432 litre                          | 586/432 litre                          |
| <b>Exterior dimensions in mm (w/d/h)</b>    | 747/791/2064                          | 747/791/2064                          | 747/791/1864                          | 747/791/1864                          | <b>Exterior dimensions in mm (w/d/h)</b>         | 747/791/1864                           | 747/791/1864                           |
| <b>Interior dimensions in mm (w/d/h)</b>    | 650/581/1710                          | 650/581/1710                          | 650/581/1510                          | 650/581/1510                          | <b>Interior dimensions in mm (w/d/h)</b>         | 650/581/1510                           | 650/581/1510                           |
| Energy efficiency class <sup>1</sup>        | <C>                                   | <C>                                   | <C>                                   | <C>                                   | Energy efficiency class <sup>1</sup>             | <C>                                    | <C>                                    |
| Energy consumption in 365 days              | 706 kWh                               | 706 kWh                               | 642 kWh                               | 642 kWh                               | Energy consumption in 365 days                   | 652 kWh                                | 652 kWh                                |
| Climate rating                              | 5                                     | 5                                     | 5                                     | 5                                     | Climate rating                                   | 5                                      | 5                                      |
| Ambient temperature range <sup>2</sup>      | +10 °C to +40 °C                      | +10 °C to +40 °C                      | +10 °C to +40 °C                      | +10 °C to +40 °C                      | Ambient temperature range <sup>2</sup>           | +10 °C to +40 °C                       | +10 °C to +40 °C                       |
| Refrigerant                                 | R 600a                                | R 600a                                | R 600a                                | R 600a                                | Refrigerant                                      | R 600a                                 | R 600a                                 |
| Sound power level                           | 57 dB(A)                              | 57 dB(A)                              | 57 dB(A)                              | 57 dB(A)                              | Sound power level                                | 57 dB(A)                               | 57 dB(A)                               |
| Connection rating                           | 2.0 A/90 W                            | 2.0 A/90 W                            | 1.5 A/75 W                            | 1.5 A/75 W                            | Connection rating                                | 1.0 A/75 W                             | 1.0 A/75 W                             |
| Frequency/voltage                           | 50 Hz/220–240V~                       | 50 Hz/220–240V~                       | 50 Hz/220–240V~                       | 50 Hz/220–240V~                       | Frequency/voltage                                | 50 Hz/220–240V~                        | 50 Hz/220–240V~                        |
| Cooling system                              | forced-air                            | forced-air                            | forced-air                            | forced-air                            | Cooling system                                   | forced-air                             | forced-air                             |
| Defrost                                     | automatic                             | automatic                             | automatic                             | automatic                             | Defrost  | automatic                              | automatic                              |
| Temperature range                           | +1 °C to +15 °C                       | +1 °C to +15 °C                       | +1 °C to +15 °C                       | +1 °C to +15 °C                       | Temperature range                                | -2 °C to +15 °C                        | -2 °C to +15 °C                        |
| Gastronorm                                  | GN 2/1, 650 × 530 mm<br>(650 mm wide) | GN 2/1, 650 × 530 mm<br>(650 mm wide) | GN 2/1, 650 × 530 mm<br>(650 mm wide) | GN 2/1, 650 × 530 mm<br>(650 mm wide) | Gastronorm                                       | GN 2/1, 650 × 530 mm<br>(650 mm wide)  | GN 2/1, 650 × 530 mm<br>(650 mm wide)  |
| External cabinet finish                     | stainless steel                       | steel/white                           | BlackSteel                            | steel/white                           | External cabinet finish                          | stainless steel                        | steel/white                            |
| Door material                               | stainless steel                       | steel                                 | BlackSteel                            | steel                                 | Door material                                    | stainless steel                        | steel                                  |
| Internal liner material                     | commercial grade moulded polystyrol   | commercial grade moulded polystyrol   | moulded polystyrol (silver)           | commercial grade moulded polystyrol   | Internal liner material                          | commercial grade moulded<br>polystyrol | commercial grade moulded<br>polystyrol |
| Type of control                             | electronic controller                 | electronic controller                 | electronic controller                 | electronic controller                 | Type of control                                  | electronic controller                  | electronic controller                  |
| Temperature display                         | external digital                      | external digital                      | external digital                      | external digital                      | Temperature display                              | external digital                       | external digital                       |
| Fault: warning signal                       | visual and audible                    | visual and audible                    | visual and audible                    | visual and audible                    | Fault: warning signal                            | visual and audible                     | visual and audible                     |
| Adjustable shelves                          | 6                                     | 6                                     | 5                                     | 5                                     | Adjustable shelves                               | 5                                      | 5                                      |
| Shelf material                              | wire shelves plastic-coated           | wire shelves plastic-coated           | wire shelves plastic-coated           | wire shelves plastic-coated           | Shelf material                                   | wire shelves plastic-coated            | wire shelves plastic-coated            |
| Shelf loading                               | 60 kg                                 | 60 kg                                 | 60 kg                                 | 60 kg                                 | Shelf loading                                    | 60 kg                                  | 60 kg                                  |
| Height of adjustable legs                   | 150–180 mm                            | 150–180 mm                            | 150–180 mm                            | 150–180 mm                            | Height of adjustable legs                        | 150–180 mm                             | 150–180 mm                             |
| Handle                                      | stainless steel slimline door handle  | ergonomic slimline handle             | stainless steel slimline door handle  | ergonomic slimline handle             | Handle   | stainless steel slimline door handle   | ergonomic slimline handle              |
| Lock  | fitted                                | fitted                                | fitted                                | fitted                                | Lock   | fitted                                 | fitted                                 |
| Self-closing door                           | yes                                   | yes                                   | yes                                   | yes                                   | Self-closing door                                | yes                                    | yes                                    |
| Door hinges                                 | right, reversible on site             | right, reversible on site             | right, reversible on site             | right, reversible on site             | Door hinges                                      | right, reversible on site              | right, reversible on site              |
| Gross/net weight                            | 104/95 kg                             | 105/96 kg                             | 93/86 kg                              | 96/88 kg                              | Gross/net weight                                 | 96/88 kg                               | 97/90 kg                               |
| <b>Also available in stainless steel as</b> |                                       |                                       | <b>GKv 5760</b>                       |                                       |  |  |  |
| <b>Accessories</b>                          |                                       |                                       |                                       |                                       | <b>Accessories</b>                               |  |  |
| Shelf, plastic-coated                       | 7113485                               | 7113485                               | 7113057                               | 7113485                               | Shelf, plastic-coated                            | 7113485                                | 7113485                                |
| Shelves                                     | 7112439                               | 7112439                               | 7112439                               | 7112439                               | Shelves  | 7112439                                | 7112439                                |
| Stainless steel wire shelf                  | 7112351                               | 7112351                               | 7112351                               | 7112351                               | Stainless steel wire shelf                       | 7112351                                | 7112351                                |
| CNS base grid                               | 7112349                               | 7112349                               | 7112349                               | 7112349                               | CNS base grid                                    | 7112349                                | 7112349                                |
| Optional castor set                         | 9086457                               | 9086457                               | 9086457                               | 9086457                               | Optional castor set                              | 9086457                                | 9086457                                |
| Foot pedal opener                           | 9094502                               | 9094502                               | 9094502                               | 9094502                               | Foot pedal opener                                | 9094502                                | 9094502                                |






<sup>1</sup> You can find the full range of efficiency classes on p.11. As per EU Regulation 2015/1094-IV.  
<sup>2</sup> Indicates the ambient temperature at which the appliance can be safely operated.



| Fridges<br>with fan-assisted cooling     | GKv 4360 ProfiLine                   | GKv 4310 ProfiLine                  | GKvesf 5445 ProfiLine               | GKvesf 4145 ProfiLine               |
|--|--------------------------------------|-------------------------------------|-------------------------------------|-------------------------------------|
| <b>Total gross / net volume</b>          | 436/327 litre                        | 436/327 litre                       | 554/445 litre                       | 373/286 litre                       |
| <b>Exterior dimensions in mm (w/d/h)</b> | 597/680/1900                         | 597/680/1900                        | 750/730/1640                        | 600/610/1800                        |
| <b>Interior dimensions in mm (w/d/h)</b> | 475/480/1688                         | 475/480/1688                        | 600/560/1452                        | 470/440/1612                        |
| Energy efficiency class <sup>1</sup>     | <D>                                  | <D>                                 | <D>                                 | <D>                                 |
| Energy consumption in 365 days           | 742 kWh                              | 742 kWh                             | 779 kWh                             | 799 kWh                             |
| Climate rating                           | 5                                    | 5                                   | 4                                   | 4                                   |
| Ambient temperature range <sup>2</sup>   | +10 °C to +40 °C                     | +10 °C to +40 °C                    | +10 °C to +30 °C                    | +10 °C to +30 °C                    |
| Refrigerant                              | R 600a                               | R 600a                              | R 600a                              | R 600a                              |
| Sound power level                        | 55 dB(A)                             | 55 dB(A)                            | 52 dB(A)                            | 52 dB(A)                            |
| Connection rating                        | 2.0 A/50 W                           | 2.0 A/50 W                          | 1.5 A/150 W                         | 1.5 A/160 W                         |
| Frequency/voltage                        | 50 Hz/220–240V~                      | 50 Hz/220–240V~                     | 50 Hz/220–240V~                     | 50 Hz/220–240V~                     |
| Cooling system                           | forced-air                           | forced-air                          | forced-air                          | forced-air                          |
| Defrost                                  | automatic                            | automatic                           | automatic                           | automatic                           |
| Temperature range                        | +1 °C to +15 °C                      | +1 °C to +15 °C                     | +1 °C to +15 °C                     | +1 °C to +15 °C                     |
| External cabinet finish                  | stainless steel                      | steel/white                         | steel/silver                        | steel/silver                        |
| Door material                            | stainless steel                      | steel                               | stainless steel                     | stainless steel                     |
| Internal liner material                  | commercial grade moulded polystyrol  | commercial grade moulded polystyrol | commercial grade moulded polystyrol | commercial grade moulded polystyrol |
| Type of control                          | electronic controller                | electronic controller               | analogue control                    | analogue control                    |
| Temperature display                      | external digital                     | external digital                    | external digital                    | external digital                    |
| Fault: warning signal                    | visual and audible                   | visual and audible                  |                                     |                                     |
| Adjustable shelves                       | 5                                    | 5                                   | 4                                   | 5                                   |
| Shelf material                           | wire shelves plastic-coated          | wire shelves plastic-coated         | wire shelves plastic-coated         | wire shelves plastic-coated         |
| Shelf loading                            | 45 kg                                | 45 kg                               | 60 kg                               | 45 kg                               |
| Handle                                   | stainless steel slimline door handle | ergonomic slimline handle           | ergonomic slimline handle           | ergonomic slimline handle           |
| Lock                                     | fitted                               | fitted                              | fitted                              | fitted                              |
| Self-closing door                        | yes                                  | yes                                 |                                     |                                     |
| Door hinges                              | right, reversible on site            | right, reversible on site           | right, reversible on site           | right, reversible on site           |
| Gross/net weight                         | 77/70 kg                             | 79/74 kg                            | 75/69 kg                            | 69/63 kg                            |
| <b>Accessories</b>                       |                                      |                                     |                                     |                                     |
| Chrome wire shelf                        | 7112255                              | 7112255                             | 7112449                             | 7112537                             |
| Shelf, plastic-coated                    | 7113483                              | 7113483                             | 7113409                             | 7113413                             |
| Adjustable legs                          | 9086527                              | 9086527                             | 9590229                             |                                     |
| Castor base                              |                                      |                                     | 9086381                             |                                     |
| Roller bars                              | 9086529                              | 9086529                             |                                     |                                     |

<sup>1</sup> You can find the full range of efficiency classes on p.11. As per EU Regulation 2015/1094-IV.  
<sup>2</sup> Indicates the ambient temperature at which the appliance can be safely operated.



| NoFrost freezers<br>with fan-assisted cooling | GGv 5860 Profiline  | GGv 5810 Profiline  | GGvbs 5060 Profiline  | GGv 5060 Profiline  | GGv 5010 Profiline  |
|---|--|--|--|--|--|
| <b>Total gross / net volume</b>               | 556/377 litre  | 556/377 litre  | 486/325 litre  | 486/325 litre  | 486/325 litre  |
| <b>Exterior dimensions in mm (w/d/h)</b>      | 747/791/2064   | 747/791/2064   | 747/791/1864   | 747/791/1864   | 747/791/1864   |
| <b>Interior dimensions in mm (w/d/h)</b>      | 610/500/1395   | 610/500/1395   | 610/500/1225   | 610/500/1225   | 610/500/1225   |
| Energy efficiency class <sup>1</sup>          | <G>  | <G>  | <G>  | <G>  | <G>  |
| Energy consumption in 365 days                | 1351 kWh   | 1351 kWh   | 1245 kWh   | 1245 kWh   | 1245 kWh   |
| Climate rating                                | 5  | 5  | 5  | 5  | 5  |
| Ambient temperature range <sup>2</sup>        | +10 °C to +40 °C   | +10 °C to +40 °C   | +10 °C to +40 °C   | +10 °C to +40 °C   | +10 °C to +40 °C   |
| Refrigerant                                   | R 290  | R 290  | R 290  | R 290  | R 290  |
| Sound power level                             | 55 dB(A)   | 55 dB(A)   | 55 dB(A)   | 55 dB(A)   | 55 dB(A)   |
| Connection rating                             | 3.0 A/400 W  | 3.0 A/400 W  | 3.0 A/400 W  | 3.0 A/400 W  | 3.0 A/400 W  |
| Frequency/voltage                             | 50 Hz/220–240V~  | 50 Hz/220–240V~  | 50 Hz/220–240V~  | 50 Hz/220–240V~  | 50 Hz/220–240V~  |
| Cooling system                                | forced-air   | forced-air   | forced-air   | forced-air   | forced-air   |
| Defrost                                       | automatic  | automatic  | automatic  | automatic  | automatic  |
| Temperature range                             | -14 °C to -28 °C   | -14 °C to -28 °C   | -14 °C to -28 °C   | -14 °C to -28 °C   | -14 °C to -28 °C   |
| Gastronorm                                    | GN 1/1, 530 × 325 mm (530 mm wide)<br>600 × 400 mm (600 mm wide)                                     | GN 1/1, 530 × 325 mm (530 mm wide)<br>600 × 400 mm (600 mm wide)                                       | GN 1/1, 530 × 325 mm (530 mm wide)<br>600 × 400 mm (600 mm wide)   | GN 1/1, 530 × 325 mm (530 mm wide)<br>600 × 400 mm (600 mm wide)                                       | GN 1/1, 530 × 325 mm (530 mm wide)<br>600 × 400 mm (600 mm wide)                                       |
| External cabinet finish                       | stainless steel  | steel/white  | BlackSteel   | stainless steel  | steel/white  |
| Door material                                 | stainless steel  | steel  | BlackSteel   | stainless steel  | steel  |
| Internal liner material                       | commercial grade moulded polystyrol  | commercial grade moulded polystyrol  | moulded polystyrol (silver)  | commercial grade moulded polystyrol  | commercial grade moulded polystyrol  |
| Type of control                               | electronic controller  | electronic controller  | electronic controller  | electronic controller  | electronic controller  |
| Temperature display                           | external digital   | external digital   | external digital   | external digital   | external digital   |
| Fault: warning signal                         | visual and audible   | visual and audible   | visual and audible   | visual and audible   | visual and audible   |
| Adjustable shelves                            | 5  | 5  | 4  | 4  | 4  |
| Shelf material                                | wire shelves plastic-coated  | wire shelves plastic-coated  | wire shelves plastic-coated  | wire shelves plastic-coated  | wire shelves plastic-coated  |
| Shelf loading                                 | 60 kg  | 60 kg  | 60 kg  | 60 kg  | 60 kg  |
| Handle  | stainless steel slimline door handle   | ergonomic slimline handle  | stainless steel slimline door handle   | stainless steel slimline door handle   | ergonomic slimline handle  |
| Height of adjustable legs                     | 150–180 mm   | 150–180 mm   | 150–180 mm   | 150–180 mm   | 150–180 mm   |
| Lock  | fitted   | fitted   | fitted   | fitted   | fitted   |
| Self-closing door                             | yes  | yes  | yes  | yes  | yes  |
| Door hinges                                   | right, reversible on site  | right, reversible on site  | right, reversible on site  | right, reversible on site  | right, reversible on site  |
| Insulation                                    | 70 mm  | 70 mm  | 70 mm  | 70 mm  | 70 mm  |
| Gross/net weight                              | 117/109 kg   | 119/109 kg   | 107/99 kg  | 108/100 kg   | 108/101 kg   |
| <b>Accessories</b>                            |  |  |  |  |  |
| Optional castor set                           | 9086457  | 9086457  | 9086457  | 9086457  | 9086457  |
| Shelf, plastic-coated                         | 7113475  | 7113475  | 7113071  | 7113475  | 7113475  |
| Foot pedal opener                             | 9094502  | 9094502  | 9094502  | 9094502  | 9094502  |
| Full-depth drawer                             | 9792323  | 9792323  | 9792323  | 9792323  | 9792323  |

<sup>1</sup> You can find the full range of efficiency classes on p.11. As per EU Regulation 2015/1094-IV.  
<sup>2</sup> Indicates the ambient temperature at which the appliance can be safely operated.

## Freezers with static cooling 75 cm wide



| Freezers<br>with static cooling 75 cm wide | GG 5260 ProfiLine                    | GG 5210 ProfiLine                   | G 5216 ProfiLine                                  |
|--|--------------------------------------|-------------------------------------|---|
| <b>Total gross/net volume</b>              | 513/472 litre                        | 513/472 litre                       | 513/472 litre                                     |
| <b>Exterior dimensions in mm (w/d/h)</b>   | 747/750/1864                         | 747/750/1864                        | 750/750/1725                                      |
| <b>Interior dimensions in mm (w/d/h)</b>   | 607/560/1510                         | 607/560/1510                        | 607/560/1510                                      |
| Energy consumption in 365 days             | 440 kWh                              | 440 kWh                             | 384 kWh   |
| Ambient temperature range <sup>1</sup>     | +10 °C to +35 °C                     | +10 °C to +35 °C                    | +10 °C to +35 °C                                  |
| Refrigerant                                | R 290                                | R 290                               | R 600a  |
| Sound power level                          | 54 dB(A)                             | 54 dB(A)                            | 45 dB(A)  |
| Connection rating                          | 1.5 A/100 W                          | 1.5 A/100 W                         | 1.5 A/100 W                                       |
| Frequency/voltage                          | 50 Hz/220–240V~                      | 50 Hz/220–240V~                     | 50 Hz/220–240V~                                   |
| Cooling system                             | static                               | static                              | static  |
| Defrost                                    | manual                               | manual                              | manual  |
| Temperature range                          | –14 °C to –28 °C                     | –14 °C to –28 °C                    | –14 °C to –28 °C                                  |
| External cabinet finish                    | stainless steel                      | steel/white                         | steel/white                                       |
| Door material                              | stainless steel                      | steel                               | steel   |
| Internal liner material                    | commercial grade moulded polystyrol  | commercial grade moulded polystyrol | commercial grade moulded polystyrol               |
| Type of control                            | electronic controller                | electronic controller               | electronic controller                             |
| SuperFrost                                 |                                      |                                     | quantity-controlled                               |
| Temperature display                        | external digital                     | external digital                    | external digital                                  |
| Fault: warning signal                      | visual and audible                   | visual and audible                  | visual and audible                                |
| Drawers                                    | 0                                    | 0                                   | 14  |
| Number of baskets                          | 14                                   | 14                                  | 0   |
| Shelves, freezer compartment               | 7                                    | 7                                   | 7   |
| Shelf material                             | evaporator plates                    | evaporator plates                   | evaporator plates                                 |
| Shelf loading                              | 60 kg                                | 60 kg                               | 60 kg   |
| Compartment height in mm                   | 6 × 187, 1 × 237                     | 6 × 187, 1 × 237                    | 6 × 187, 1 × 237                                  |
| Height of adjustable legs                  | 150–180 mm                           | 150–180 mm                          |   |
| Handle                                     | stainless steel slimline door handle | ergonomic slimline handle           | slimline handle with integrated opening mechanism |
| Lock                                       | fitted                               | fitted                              |   |
| Self-closing door                          | yes                                  | yes                                 |   |
| Door hinges                                | right, reversible on site            | right, reversible on site           | right, reversible on site                         |
| Gross/net weight                           | 112/104 kg                           | 113/108 kg                          | 110/102 kg  |
| <b>Accessories</b>                         |                                      |                                     |   |
| Optional castor set                        | 9086457                              | 9086457                             |   |
| Drawer/short drawer                        | 9792795/9792797                      | 9792795/9792797                     |   |
| Basket/short basket                        |                                      |                                     | 9141791/7112423                                   |
| Foot pedal opener                          | 9094502                              | 9094502                             |   |

<sup>1</sup> Indicates the ambient temperature at which the appliance can be safely operated.

## Freezers with static cooling 60 cm wide



| Freezers<br>with static cooling 60 cm wide | GG 4060 ProfiLine                    | GG 4010 ProfiLine                   |
|--|--------------------------------------|-------------------------------------|
| <b>Total gross/net volume</b>              | 382/348 litre                        | 382/348 litre                       |
| <b>Exterior dimensions in mm (w/d/h)</b>   | 597/680/1900                         | 597/680/1900                        |
| <b>Interior dimensions in mm (w/d/h)</b>   | 457/480/1686                         | 457/480/1686                        |
| Energy consumption in 365 days             | 430 kWh                              | 430 kWh                             |
| Ambient temperature range <sup>1</sup>     | +10 °C to +35 °C                     | +10 °C to +35 °C                    |
| Refrigerant                                | R 290                                | R 290                               |
| Sound power level                          | 54 dB(A)                             | 54 dB(A)                            |
| Connection rating                          | 1.5 A/75 W                           | 1.5 A/75 W                          |
| Frequency/voltage                          | 50 Hz/220–240V~                      | 50 Hz/220–240V~                     |
| Cooling system                             | static                               | static                              |
| Defrost                                    | manual                               | manual                              |
| Temperature range                          | –14 °C to –28 °C                     | –14 °C to –28 °C                    |
| External cabinet finish                    | stainless steel                      | steel/white                         |
| Door material                              | stainless steel                      | steel                               |
| Internal liner material                    | commercial grade moulded polystyrol  | commercial grade moulded polystyrol |
| Type of control                            | electronic controller                | electronic controller               |
| Temperature display                        | external digital                     | external digital                    |
| Fault: warning signal                      | visual and audible                   | visual and audible                  |
| Drawers                                    | 0                                    | 0                                   |
| Number of baskets                          | 3                                    | 3                                   |
| Shelves, freezer compartment               | 7                                    | 7                                   |
| Shelf material                             | evaporator plates                    | evaporator plates                   |
| Shelf loading                              | 60 kg                                | 60 kg                               |
| Compartment height in mm                   | 6 × 224, 1 × 240                     | 6 × 224, 1 × 240                    |
| Handle                                     | stainless steel slimline door handle | ergonomic slimline handle           |
| Lock                                       | fitted                               | fitted                              |
| Self-closing door                          | yes                                  | yes                                 |
| Door hinges                                | right, reversible on site            | right, reversible on site           |
| Gross/net weight                           | 85/79 kg                             | 87/81 kg                            |
| <b>Accessories</b>                         |                                      |                                     |
| Adjustable legs                            | 9086527                              | 9086527                             |
| Basket                                     | 9141693                              | 9141693                             |
| Roller bars                                | 9086529                              | 9086529                             |


# Quality right down to the smallest detail

The GCv fridge-freezers are specifically designed for commercial use in medium-duty applications. The two compressors and two separately controlled cooling circuits enable separate temperature setting from +1°C to +15°C in the fridge compartment and from -14°C to -28°C in the freezer compartment.



### Double cooling power: two separate cooling circuits, two compressors.

Unlike many household fridge-freezers, the GCv models have two compressors and two separately controlled cooling circuits, thus enabling independent temperature setting from +1°C to +15°C in the fridge compartment and from -14°C to -28°C in the freezer compartment. As there is no air exchange between fridge and freezer compartments, the products are stored in optimum conditions without odour transfer between the two areas. On the whole this double concept offers far more refrigerating capacity – valuable when the door is opened frequently.



### Fridge and freezer separately lockable.

In the GCv appliances the fridge and freezer can each be locked separately. The sturdy locks are designed for extreme conditions. The slimline door handle also features a very sturdy design.



| Fridge-freezers  | GCv 4060 Profiline                                      | GCv 4010 Profiline                                      |
|--|---|---|
| <b>Total gross/net volume</b> fridge compartment             | 254/240 litre   | 254/240 litre   |
| <b>Total gross/net volume</b> freezer compartment            | 107/105 litre   | 107/105 litre   |
| <b>Exterior dimensions in mm (w/d/h)</b>                     | 597/665/2003  | 597/665/2003  |
| <b>Interior dimensions in mm (w/d/h)</b> fridge compartment  | 440/441/1105  | 440/441/1105  |
| <b>Interior dimensions in mm (w/d/h)</b> freezer compartment | 433/433/597   | 433/433/597   |
| Energy consumption in 365 days                               | 529 kWh   | 529 kWh   |
| Ambient temperature range <sup>1</sup>                       | +10 °C to +40 °C  | +10 °C to +40 °C  |
| Refrigerant  | R 600a  | R 600a  |
| Sound power level  | 52 dB(A)  | 52 dB(A)  |
| Connection rating  | 1.5 A/200 W   | 1.5 A/200 W   |
| Frequency/voltage  | 50 Hz/220–240V~   | 50 Hz/220–240V~   |
| Cooling system   | fridge/freezer comp. forced-air/static                  | fridge/freezer comp. forced-air/static                  |
| Defrost  | fridge/freezer comp. automatic/manual                   | fridge/freezer comp. automatic/manual                   |
| Temperature range  | fridge/freezer comp. +1 °C to +15 °C / -14 °C to -28 °C | fridge/freezer comp. +1 °C to +15 °C / -14 °C to -28 °C |
| External cabinet finish                                      | stainless steel   | steel/white   |
| Door material  | stainless steel   | steel   |
| Internal liner material                                      | commercial grade moulded polystyrol                     | commercial grade moulded polystyrol                     |
| Type of control  | electronic controller                                   | electronic controller                                   |
| Temperature display  | external digital  | external digital  |
| Fault: warning signal  | visual and audible                                      | visual and audible                                      |
| Adjustable shelves   | 3   | 3   |
| Shelf material   | fridge/freezer comp. wire shelves plastic-coated/glass  | fridge/freezer comp. wire shelves plastic-coated/glass  |
| Shelf loading  | fridge/freezer comp. 45 kg/24 kg                        | fridge/freezer comp. 45 kg/24 kg                        |
| Handle   | stainless steel slimline door handle                    | ergonomic slimline handle                               |
| Lock   | fitted  | fitted  |
| Self-closing door  | yes   | yes   |
| Door hinges  | right, reversible on site                               | right, reversible on site                               |
| Insulation   | 70 mm   | 70 mm   |
| Gross/net weight   | 87/81 kg  | 88/82 kg  |
| <b>Accessories</b>   |   |   |
| Shelf, plastic-coated  | 7113333   | 7113333   |
| Chrome wire shelf  | 7112321   | 7112321   |
| Roller bars  | 9592756   | 9592756   |

<sup>1</sup> Indicates the ambient temperature at which the appliance can be safely operated.

# The advantages at a glance

**Suitable for under-worktop installation.** The 83 cm high GGU models can easily be installed beneath a worktop and are a space-saving and ideal solution especially where space is limited.

In conjunction with the highly efficient compressor, the **environmentally friendly refrigerant R 600a** is highly effective and very energy-efficient.

**Visual and audible door alarms** alert the user to any excessive rise in temperature, loss of cold air and open door.



The seamlessly **moulded inner liner** made of foodsafe commercial-grade polystyrene is tough, easy to clean and odourless. Since there are no hidden dirt-traps and the large radii facilitate cleaning, this enables perfect hygiene.

**High-quality refrigeration components**, optimised insulation and a sophisticated design ensure maximum energy efficiency and low operating costs.

The **door hinges** are **reversible** without any additional components and allow the appliance to be adapted to the installation site.

**Locks** prevent unauthorised access.



**Sturdy slimline door handle.** The slimline door handle is designed for intensive use. Ergonomic, easy to grasp from the left or right and very easy to clean.



**The baskets** can be used to organise the freezer contents and also enhance handling frozen products.



GGU 1550

# Quality right down to the smallest detail

The Liebherr under-worktop freezers are extremely space-saving. For wherever floor space is limited, free space must be used very efficiently - without compromising refrigerating capacity or food freshness. The products are stored in these compact models always under optimum refrigeration conditions, and yet the appliances are very energy-efficient and economical.



### Suitable for under-worktop installation – and easily integrated.

The appliances can be sited beneath a worktop. In this case, a vent grille with a cross section of 200 cm<sup>2</sup> is required in the worktop for ventilation at the rear of the appliance. Without a ventilation grille, the aperture height must be at least 3 cm greater than the appliance height. The appliances are 83 cm high to comply with the specific work heights in catering applications.



### Energy-efficient with R 600a.

Liebherr appliances are optimised for best possible energy efficiency and low operating costs. Only the natural and environmentally friendly refrigerant R 600a is used. In conjunction with highly efficient compressors, it is highly effective – and also future-proof thanks to its low global warming potential.



### Practical baskets.

The baskets can be used to organise the freezer contents and improve stock-rotation as well as enhancing the handling of frozen products.



| Under-worktop freezers<br>with static cooling | GGU 1550 Premium                     | GGU 1500 Premium                    | GGUesf 1405                         |
|---|--------------------------------------|-------------------------------------|-------------------------------------|
| <b>Total gross/net volume</b>                 | 143/133 litre                        | 143/133 litre                       | 143/133 litre                       |
| <b>Exterior dimensions in mm (w/d/h)</b>      | 600/615/830                          | 600/615/830                         | 600/615/830                         |
| <b>Interior dimensions in mm (w/d/h)</b>      | 474/443/676                          | 474/443/676                         | 474/443/676                         |
| Energy consumption in 365 days                | 265 kWh                              | 265 kWh                             | 265 kWh                             |
| Ambient temperature range <sup>1</sup>        | +10 °C to +40 °C                     | +10 °C to +40 °C                    | +10 °C to +35 °C                    |
| Refrigerant                                   | R 600a                               | R 600a                              | R 600a                              |
| Sound power level                             | 45 dB(A)                             | 45 dB(A)                            | 45 dB(A)                            |
| Connection rating                             | 0.6 A/60 W                           | 0.6 A/60 W                          | 0.6 A/100 W                         |
| Frequency/voltage                             | 50 Hz/220–240V~                      | 50 Hz/220–240V~                     | 50 Hz/220–240V~                     |
| Cooling system                                | static                               | static                              | static                              |
| Defrost                                       | manual                               | manual                              | manual                              |
| Temperature range                             | –9 °C to –26 °C                      | –9 °C to –26 °C                     | –15 °C to –32 °C                    |
| External cabinet finish                       | stainless steel                      | steel/white                         | steel/silver                        |
| Door material                                 | stainless steel                      | steel                               | stainless steel                     |
| Internal liner material                       | commercial grade moulded polystyrol  | commercial grade moulded polystyrol | commercial grade moulded polystyrol |
| Type of control                               | electronic controller                | electronic controller               | electronic controller               |
| SuperFrost                                    | quantity-controlled                  | quantity-controlled                 | time-controlled                     |
| Temperature display                           | external digital                     | external digital                    | external digital                    |
| Fault: warning signal                         | visual and audible                   | visual and audible                  | visual and audible                  |
| Drawers                                       | 0                                    | 3                                   | 0                                   |
| Number of baskets                             | 4                                    | 1                                   | 0                                   |
| Shelves, freezer compartment                  | 4                                    | 4                                   | 4                                   |
| Shelf material                                | evaporator plates                    | evaporator plates                   | evaporator plates                   |
| Shelf loading                                 | 24 kg                                | 24 kg                               | 24 kg                               |
| Handle  | stainless steel slimline door handle | ergonomic slimline handle           | ergonomic slimline handle           |
| Compartment height in mm                      | 3 × 150, 1 × 170                     | 3 × 150, 1 × 170                    | 3 × 150, 1 × 170                    |
| Lock  | fitted                               | fitted                              | fitted                              |
| Door hinges                                   | right, reversible on site            | right, reversible on site           | right, reversible on site           |
| Gross/net weight                              | 41/39 kg                             | 41/39 kg                            | 37/34 kg                            |
| <b>Accessories</b>                            |                                      |                                     |                                     |
| Stainless steel stacking kit (FKUv below/top) | 7777647                              |                                     | 7777671                             |
| White stacking kit (FKUv below/top)           |                                      | 9876641                             |                                     |
| Roller bars                                   | 9086607                              | 9086607                             | 9086607                             |
| Standard full-depth basket                    |                                      | 9141699                             | 9141699                             |
| Short bottom basket                           |                                      | 9141697                             | 9141697                             |
| Full-depth drawer                             | 9790331                              |                                     | 9790331                             |
| Lock  |                                      | on request                          |                                     |

<sup>1</sup> Indicates the ambient temperature at which the appliance can be safely operated.

## Section: Fridges and freezers GN 2/1 with fan-assisted cooling and stainless steel inner liner

### Side-by-Side set

The Side-by-Side set is easy to fit and enables the convenient use of two or more appliances next to one another and also allows their arrangement in a visually appealing manner. Furthermore, the Side-by-Side set prevents condensation and ice formation between two appliances which, without the Side-by-Side set, would otherwise be positioned next to one another.



### Potential-free alarm output

The potential-free alarm output enables alarm forwarding to a central monitoring system. If the interior temperature exceeds +15°C (fridge accessory 9592748) or -10°C (freezer accessory 9592746) or the door is open for more than 5 minutes, the alarm is triggered. This ensures rapid intervention and therefore optimum storage. Max. connection values: 42V/8A from safety extra-low voltage (SELV).



### U-shaped trayslide

Additional U-shaped trayslides as available as accessories if required.



### Stainless steel shelves

The stainless steel Gastronorm 2/1 shelves are sturdy and have a loading capacity of up to 60 kg.



### Shelves

The plastic-coated shelves have a loading capacity of up to 60 kg.



### NTC product temperature sensor

An NTC product temperature sensor is available as a retrofit kit for registering product temperatures. The registering temperatures can either be read by the control system or transferred to an external documentation system via the RS 485 interface.



### Optional castor set

The sturdy castors (diameter 100 mm) provide good mobility and make it easy to clean the floor underneath the appliances. Two castors are equipped with brakes.



### Foot pedal opener

If you don't have a hand free, you can conveniently open the door with the foot pedal available as an accessory.



## Section: Fridges and freezers GN 2/1 with fan-assisted cooling and polystyrol inner liner

### Optional castor set

The sturdy castors (diameter 80 mm) provide good mobility and make it easy to clean the floor underneath the appliances. The castors are screwed directly onto the housing; two castors are equipped with one brake.



### Castor base

With a height of 117 mm, the sturdy castor base makes it easier to move fridges from place to place whenever required.



### Roller bars

In order to ensure a easy and comfortable cleaning under the appliances, runners (diameter 25 mm) can be retrofitted.



### Shelves

The tough plastic-coated wire shelves have a loading capacity of up to 45 kg (60 cm wide appliances) or 60 kg (75 cm wide appliances) respectively.



### Stainless steel shelves

The stainless steel shelves are sturdy, have a loading capacity of up to 60 kg and meet the most stringent hygiene requirements.



### CNS base grid

A tough CNS base grid can be retrofitted. The base-grid ensures optimum use of the appliance base. It protects the inner liner from damage and ensures secure product storage.





## Accessories

### Section: Fridges and freezers GN 2/1 with fan-assisted cooling and polystyrol inner liner

#### Adjustable legs

The adjustable legs (height 150-180 mm) allow plenty of clearance for easy and convenient cleaning underneath the appliance.



#### Foot pedal opener

If you don't have a hand free, you can conveniently open the door with the foot pedal available as an accessory.



#### Drawers / Drawers short

The completely enclosed drawers are tough and ideal for storing small frozen food items.



#### Baskets / Baskets short

The plastic-coated wire baskets provide a clear view of the products stored inside and ensure optimum usage of the interior.



### Section: Fridge-freezer

#### Shelves / Roller bars

The wire shelves are plastic-coated and have a loading capacity up to 45 kg.  
Roller bars can be retrofitted under the appliances making it easier to clean under and behind the cabinets.



### Section: Under-worktop freezers

#### Lock

The appliances are equipped with standard locks. Several appliances can be locked with one key. Additional lock barrels with up to ten different keys are available.



#### Stacking kit

Where floor space is confined any combination of the GGU(esf) Gastro freezers with fan-assisted cooling is possible with the stacking kit. The advantage: odour and temperature separation on a small footprint.  
In order to guarantee optimum stability, roller sets must not be fitted to appliances which are installed using a connecting frame. This is only permitted for individual appliances.



#### Roller bars

The rollers (diameter 30 mm) make it easy to move the appliance for cleaning.  
In order to guarantee optimum stability, roller sets must not be fitted to appliances which are installed using a connecting frame. This is only permitted for individual appliances.



#### Baskets / Baskets short

The plastic-coated wire baskets ensure optimum usage of the interior.



#### Drawers

The completely enclosed drawers are tough and ideal for storing small frozen food items.



# Fridges and freezers for bakeries and patisseries

In bakeries and patisseries, fridges and freezers have to master special industry-specific challenges. To ensure reliable cooling of sensitive natural products, Liebherr offers many innovative ideas which also simplify daily workflows: the internal fittings are designed to accept Euronorm bakery trays (60 cm x 40 cm and 60 cm x 80 cm). Easy cleaning and hygiene is facilitated by 304-grade stainless steel inner liners with generously radiused corners and adjustable legs for easy cleaning underneath the appliances. The high-quality of all the components ensures that the appliances can reliably handle even hectic daily workflows. You can rely on Liebherr professional appliances for bakeries and patisseries - 24 hours a day, 365 days a year.



# The advantages at a glance



**Evaporator and refrigeration system** are located in the upper area of the appliance, resulting in **increased net volume**. The hinged detachable unit cover panel provides easy access during servicing or cleaning.

**Demand-responsive, energy-efficient hot gas defrost system** ensures fast, fully automatic defrosting in approx. 10 minutes. That reduces temperature fluctuations and ensures product storage in constant conditions.

To **increase the net volume** of the inner liner, functional parts like fans and evaporators are located outside the fridge compartment to save space.

**Two quiet and energy-efficient fans** ensure optimum refrigeration quality with an indirect air-ducting system. This prevents a direct flow of cold air over the products and protects the surface of sensitive items.

The **natural refrigerant R 290** is environmental-friendly and, in conjunction with highly efficient compressors, very energy-efficient.

Setting option for three air humidity ranges to ensure **the best storage conditions** for different products.

Up to **83 mm thick insulation** with CFC free cyclopentane foam reduces thermal loss and supports the excellent energy-efficiency of the appliances.



Easy-to-clean **flour-dust filter** protects the functional parts from flour and dust deposits and increases the service life of the appliances (available as an accessory).



**Moulded 304-grade stainless steel inner liner** with generously radiused corners and a 3/4" cleaning drain in the liner base for easy cleaning.



The **foot pedal opener** allows easy hands-free opening of the door (available as an accessory).



With help from the **SuperCool** and **SuperFrost** buttons, goods can be cooled as quickly as possible (for max. 1hr depending on the quantity). This is helpful for example if these are within the permissible maximum temperature due to transport.



The **wire-on-tube condenser** with **removable filter** is perfectly designed for the conditions in bakeries and patisseries. The refrigerating capacity can be preserved for years with a minimum amount of maintenance.


The **cataphoretic-coated evaporator** provides protection against particularly aggressive and corrosive substances found in bakeries and this is an example of the attention to detail which goes to make Liebherr appliances reliable and long-lasting.

**Precision electronic control systems** in conjunction with high-quality refrigeration components for minimal energy consumption. Visual and audible door opening and temperature alarms alert the user to prevent any excessive rise in temperature and unnecessary loss of cold air.



The **unit compartment cover** with membrane control panel and the door both feature a seamless design which makes them very easy to clean.

**Full-height handle integrated in the door** is practical, easy to grip and above all, very straightforward to keep clean.



When a fridge or freezer door is opened, a **vacuum** is built up which makes it hard to reopen the door. This problem is solved by the **integrated pressure relief valve** which quickly equalises the vacuum.

**Plug-in door seal** can be replaced quickly and easily.



The door hinges are **reversible without any additional parts** and allow the appliances to be easily adapted to the installation site.



**Self-closing door with removable magnetic gasket** closes automatically from 60° opening angle, prevents loss of cold air and guarantees optimum product storage conditions. The doors remain open at 90° for loading.



Appliances are designed for **high ambient temperatures** (+10°C to +40°C) and guarantee efficiency and cost effectiveness even in extreme temperature conditions, such as in a hot bakery.

**Height-adjustable stainless steel legs** adjustable from 120 mm to 170 mm allow for easy cleaning also underneath the appliance. Castors are also available as an option.

BKPv 8470

# Quality right down to the smallest detail

Liebherr fridges and freezers compliant with the ProfiLine bakery standard combine many convenient features to simplify your daily work. The high-performance forced-air system and the precision electronic controller enable exact temperature control as well as constant and homogeneous product cooling – to ensure perfect quality during storage.



#### Special air-ducting system, maximum insert options.

Two highly efficient and energy-saving fans ensure an optimum refrigerating effect in the interior using an indirect air-ducting system. This prevents the direct flow of cold air over sensitive products which could affect the quality of cakes, pies or doughs. As standard, the appliances are equipped with the maximum number of trayslides for bakery standard trays, at no further cost.



#### Euronorm baker's trays.

These bakery cabinets and the internal fittings are designed for use with 60 cm x 40 cm or 60 cm x 80 cm baking trays, depending on the appliance size.

#### Wide temperature range for flexibility.

The temperature ranges can be set individually from -5°C to +15°C and from -10°C to -35°C. That enables maximum flexibility depending on the application or products to be stored – and always ensures perfect refrigeration quality.

#### Choice of three air humidity ranges.

With three selectable humidity ranges, the appliances can be set to provide ideal storage conditions for a variety of such as chocolate, icing or dough, thus ensuring that they are stored in optimum conditions and their quality is preserved.

#### Energy-efficient hot gas.

Defrost less often and faster: the appliances defrost only when required since the electronic control system calculates the optimum defrost cycles based on the compressor run-time. Energy-efficient hot gas reduces the defrost time from approx. 30 to only approx. 10 minutes – with a low rise in temperature in the appliance. Positive for food quality: food items are not exposed to unnecessary temperature fluctuations.

#### Easy use – practical features.

For convenient use, the doors remain open at 90°, allowing easy loading and removal of larger product quantities. At less than 60° the doors close automatically by means of the magnetic seal – that prevents unnecessary loss of cold air. The sturdy foot pedal available as an accessory makes loading easier, if you don't have a hand free. The moulded 304-grade stainless steel inner liner is optimally designed for the insertion of bakery trays. The adjustable L-shaped trayslides allow easy insertion of 60 cm x 40 cm or 60 cm x 80 cm baking trays, depending on the appliance size. The inner liners are designed with generously radiused corners and a 3/4" cleaning drain in the liner base and are easy to clean. The door hinges on all appliances can easily be reversed.



#### Designed for high ambient temperatures.

With 82 mm insulation and heavy-duty refrigeration system the bakery models will operate reliably in ambient temperatures from +10°C to +40°C. Therefore they are ideally suited for professional use – for example in bakeries.



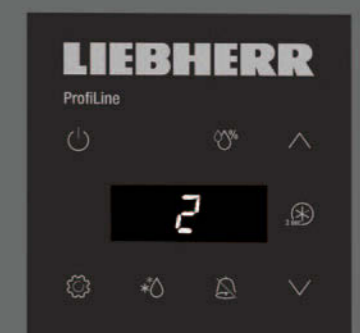
#### Reversible door hinges.

The door hinges can easily be reversed without any additional parts to adapt the appliances to the installation site.



#### Optimum refrigerating capacity – anywhere.

The appliances are designed for ambient temperatures from +10°C to +40°C, so they are optimally suited for use in a hot bakery or in branch stores – they always provide optimum refrigerating capacity. The refrigeration system and its components are fully compatible to meet demanding practical requirements with many door opening cycles.



#### Precision ProfiLine electronic control system for energy efficiency.

The easy-to-use electronic control system with default temperature range and humidity control programs allows accurate temperature setting. In addition, it ensures that the appliances defrost only as required, which helps to maintain good energy efficiency. In case of temperature deviations, caused e.g. by a door that is open a long time, the electronic control system triggers a visual and audible door alarm, thus protecting the products. The membrane keyboard on the electronic control system is dirt resistant and easy to clean.



**Fridges for bakery trays**  
with fan-assisted cooling

|  | BKPv 8470 ProfiLine                 | BKPv 6570 ProfiLine                 |
|--|-------------------------------------|-------------------------------------|
| <b>Total gross / net volume</b>          | 856/677 litre                       | 602/365 litre                       |
| <b>Exterior dimensions in mm (w/d/h)</b> | 790/980/2120                        | 700/830/2120                        |
| <b>Interior dimensions in mm (w/d/h)</b> | 609/800/1550                        | 410/650/1550                        |
| Energy efficiency class <sup>1</sup>     | <G>                                 | <G>                                 |
| Energy consumption in 365 days           | 765 kWh                             | 542 kWh                             |
| Climate rating                           | 5                                   | 5                                   |
| Ambient temperature range <sup>2</sup>   | +10 °C to +40 °C                    | +10 °C to +40 °C                    |
| Refrigerant                              | R 290                               | R 290                               |
| Sound power level                        | 58 dB(A)                            | 58 dB(A)                            |
| Connection rating                        | 2.0 A/350 W                         | 2.0 A/250 W                         |
| Frequency / voltage                      | 50 Hz/220–240V~                     | 50 Hz/220–240V~                     |
| Cooling system                           | forced-air                          | forced-air                          |
| Defrost                                  | automatic                           | automatic                           |
| Temperature range                        | –5 °C to +15 °C                     | –5 °C to +15 °C                     |
| Bakery standard                          | 600 × 800 mm (600 mm wide)          | 400 × 600 mm (400 mm wide)          |
| External cabinet finish                  | stainless steel                     | stainless steel                     |
| Door material                            | stainless steel                     | stainless steel                     |
| Internal liner material                  | 304-grade stainless steel           | 304-grade stainless steel           |
| Type of control                          | electronic controller               | electronic controller               |
| Temperature display                      | external digital                    | external digital                    |
| Fault: warning signal                    | visual and audible                  | visual and audible                  |
| Interface                                | RS 485 optional                     | RS 485 optional                     |
| Adjustable shelves                       | 25                                  | 20                                  |
| Shelf material                           | stainless steel L-shaped trayslides | stainless steel L-shaped trayslides |
| Height of adjustable legs                | 120–170 mm                          | 120–170 mm                          |
| Handle                                   | full-length integrated handle       | full-length integrated handle       |
| Lock                                     | fitted                              | fitted                              |
| Self-closing door                        | yes                                 | yes                                 |
| Door hinges                              | right, reversible on site           | right, reversible on site           |
| Insulation                               | 83–60 mm                            | 83–60 mm                            |
| Gross / net weight                       | 171 / 152 kg                        | 149 / 132 kg                        |
| <b>Also available in white as</b>        | <b>BKPv 8420</b>                    | <b>BKPv 6520</b>                    |
| <b>Accessories</b>                       |                                     |                                     |
| Optional castor set                      | 9590581                             | 9590581                             |
| Foot pedal opener                        | 9590659                             | 9590659                             |
| Flour-dust filter                        | 9590247                             | 9590247                             |
| Side-by-Side set                         |                                     | 9901969                             |
| Potential-free alarm output              | 9592748                             | 9592748                             |

**Freezers for bakery trays**  
with fan-assisted cooling

|  | BGPv 8470 ProfiLine                 | BGPv 6570 ProfiLine                 |
|--|-------------------------------------|-------------------------------------|
| <b>Total gross / net volume</b>          | 856/677 litre                       | 602/365 litre                       |
| <b>Exterior dimensions in mm (w/d/h)</b> | 790/980/2120                        | 700/830/2120                        |
| <b>Interior dimensions in mm (w/d/h)</b> | 609/800/1550                        | 516/650/1550                        |
| Energy efficiency class <sup>1</sup>     | <G>                                 | <D>                                 |
| Energy consumption in 365 days           | 1997 kWh                            | 1874 kWh                            |
| Climate rating                           | 5                                   | 5                                   |
| Ambient temperature range <sup>2</sup>   | +10 °C to +40 °C                    | +10 °C to +40 °C                    |
| Refrigerant                              | R 290                               | R 290                               |
| Sound power level                        | 60 dB(A)                            | 60 dB(A)                            |
| Connection rating                        | 4.0 A/350 W                         | 4.0 A/300 W                         |
| Frequency / voltage                      | 50 Hz/220–240V~                     | 50 Hz/220–240V~                     |
| Cooling system                           | forced-air                          | forced-air                          |
| Defrost                                  | automatic                           | automatic                           |
| Temperature range                        | –10 °C to –35 °C                    | –10 °C to –35 °C                    |
| Bakery standard                          | 600 × 800 mm (600 mm wide)          | 400 × 600 mm (400 mm wide)          |
| External cabinet finish                  | stainless steel                     | stainless steel                     |
| Door material                            | stainless steel                     | stainless steel                     |
| Internal liner material                  | 304-grade stainless steel           | 304-grade stainless steel           |
| Type of control                          | electronic controller               | electronic controller               |
| Temperature display                      | external digital                    | external digital                    |
| Fault: warning signal                    | visual and audible                  | visual and audible                  |
| Interface                                | RS 485 optional                     | RS 485 optional                     |
| Shelves, freezer compartment             | 25                                  | 20                                  |
| Shelf material                           | stainless steel L-shaped trayslides | stainless steel L-shaped trayslides |
| Height of adjustable legs                | 120–170 mm                          | 120–170 mm                          |
| Handle                                   | full-length integrated handle       | full-length integrated handle       |
| Lock                                     | fitted                              | fitted                              |
| Self-closing door                        | yes                                 | yes                                 |
| Door hinges                              | right, reversible on site           | right, reversible on site           |
| Insulation                               | 83–60 mm                            | 83–60 mm                            |
| Gross / net weight                       | 174 / 155 kg                        | 153 / 136 kg                        |
| <b>Also available in white as</b>        | <b>BGPv 8420</b>                    | <b>BGPv 6520</b>                    |
| <b>Accessories</b>                       |                                     |                                     |
| Optional castor set                      | 9590581                             | 9590581                             |
| Foot pedal opener                        | 9590659                             | 9590659                             |
| Flour-dust filter                        | 9590247                             | 9590247                             |
| Potential-free alarm output              | 9592746                             | 9592746                             |

<sup>1</sup> You can find the full range of efficiency classes on p.11. As per EU Regulation 2015/1094-IV.  
<sup>2</sup> Indicates the ambient temperature at which the appliance can be safely operated.

# The advantages at a glance



Choice of **two humidity settings** in BKv for perfect storage conditions for different products.

The **Liebherr air-ducting system** with a highly efficient fan ensures optimum refrigeration quality and reduces energy consumption. The fan stops when the door is opened, which reduces the loss of cold air and promotes energy efficiency.



**Low energy consumption** thanks to 60 mm insulation with cyclopentane foam (CFC free).



The **10 pairs of L-shaped trayslides** at increments of 25 mm offer a high degree of flexibility and enable maximum use of the interior.



The seamlessly **moulded tough commercial-grade polystyrol inner liner** with generously radiused corners is easy to clean and enables perfect hygiene.



**Adjustable legs** (105 mm – 150 mm), available as an accessory, ensure easy cleaning also underneath the appliance.




BKv 5040

The **natural refrigerants R 290 and R 600a** are environmentally friendly, and in conjunction with highly-efficient compressors, very energy-efficient.

The **mechanical control system** with a digital temperature display is reliable and easy to use.

**High refrigerating capacity** designed for ambient temperatures from +10°C to +40°C ensures reliable operation all working conditions, for example in hot bakeries, patisseries or retail stores.

The **large surface-area evaporator (BKv 5040)** enables fast product cooling and high humidity, which prolongs the product storage life. A low humidity setting is available where required.



The door hinges are **reversible** (without any additional parts) and allow the appliances to be adapted on site.



After a freezer door is opened, a **vacuum** is built up by **air exchange** – with the effect that the door is difficult to reopen immediately afterwards. The integrated pressure relief valve on the BG 5040 quickly equalises the vacuum, so the door can be reopened easily.

**Smart Frost**

The **energy-efficient SmartFrost technology** (BG 5040) reduces frosting on the interior and frozen products, reduces the need for defrosting, and ensures homogeneous cooling.

# Quality right down to the smallest detail

The quality and efficiency of professional fridges and freezers are decisive factors for successful use. With BKv 5040 and BG 5040, Liebherr offers two more appliances for special requirements in bakeries and patisseries: The models provide perfect refrigerating capacity thanks to optimised insulation and the fan-assisted cooling system. They are designed for ambient temperatures from +10°C to +40°C with simple and reliable controls for trouble-free use. The moulded one-piece liner guarantees easy cleaning for perfect hygiene.



#### 60 x 40 cm trays for use in bakeries and patisseries.

With 321 / 486 L net capacities and a cost-effective design, these two models provide ideal solutions for a wide range of storage requirements.

#### Perfect storage conditions.

The BKv 5040 has two humidity settings to allow use for a variety of different products.

#### Perfect refrigerating capacity.

The appliances are designed for ambient temperatures from +10°C to +40°C, so they are suited for use in a hot bakery or in branch stores with frequent door openings. The refrigeration system is well-balanced designed to meet demanding practical requirements.

#### Sturdy L-shaped trayslides.

The extra strong trayslides with shelf positions for up to 22 trays (60 cm x 40 cm), enable neat storage of refrigerated or frozen products. The appliances come with 10 pairs of trayslides. They are adjustable in increments of 25 mm and enable flexible use of the interior as required.

#### Easy-care inner liner.

The moulded inner liner in tough, commercial-grade polystyrol with generously radiused corners enables easy, perfect hygienic cleaning.



Easy use – shelf removal at 90° door opening.



| Fridges and freezers<br>for bakery trays | BKv 5040                            | BG 5040                             | Smart Frost |
|--|-------------------------------------|-------------------------------------|-------------|
| <b>Total gross / net volume</b>          | 491 / 375 litre                     | 491 / 378 litre                     |             |
| <b>Exterior dimensions in mm (w/d/h)</b> | 750 / 730 / 1640                    | 750 / 730 / 1640                    |             |
| <b>Interior dimensions in mm (w/d/h)</b> | 600 / 540 / 1410                    | 600 / 540 / 1410                    |             |
| Energy efficiency class <sup>1</sup>     | <D>                                 |                                     |             |
| Energy consumption in 365 days           | 753 kWh                             | 614 kWh                             |             |
| Climate rating                           | 5                                   |                                     |             |
| Ambient temperature range <sup>2</sup>   | +10 °C to +40 °C                    | +10 °C to +40 °C                    |             |
| Refrigerant                              | R 600a                              | R 290                               |             |
| Sound power level                        | 50 dB(A)                            | 52 dB(A)                            |             |
| Connection rating                        | 1.5 A / 90 W                        | 2.5 A / 120 W                       |             |
| Frequency / voltage                      | 50 Hz / 220 – 240V~                 | 50 Hz / 220 – 240V~                 |             |
| Cooling system                           | forced-air                          | static                              |             |
| Defrost                                  | automatic                           | manual                              |             |
| Temperature range                        | +2 °C to +15 °C                     | -9 °C to -26 °C                     |             |
| Bakery standard                          | 600 x 400 mm (600 mm wide)          | 600 x 400 mm (600 mm wide)          |             |
| External cabinet finish                  | steel / white                       | steel / white                       |             |
| Door material                            | steel                               | steel                               |             |
| Internal liner material                  | commercial grade moulded polystyrol | commercial grade moulded polystyrol |             |
| Type of control                          | analogue control                    | analogue control                    |             |
| Temperature display                      | external digital                    | external digital                    |             |
| Adjustable shelves                       | 10                                  | 10                                  |             |
| Shelf material                           | stainless steel L-shaped trayslides | stainless steel L-shaped trayslides |             |
| Handle                                   | ergonomic slimline handle           | ergonomic slimline handle           |             |
| Lock                                     | fitted                              | fitted                              |             |
| Door hinges                              | right, reversible on site           | right, reversible on site           |             |
| Gross / net weight                       | 85 / 79 kg                          | 93 / 86 kg                          |             |
| <b>Accessories</b>                       |                                     |                                     |             |
| L-shaped trayslide, right                | 9006231                             | 9006231                             |             |
| L-shaped trayslides, left                | 9006229                             | 9006229                             |             |
| Castor base                              | 9086365                             | 9086365                             |             |
| Adjustable legs                          | 9590229                             | 9590229                             |             |
| Lock                                     |                                     | on request                          |             |

<sup>1</sup> You can find the full range of efficiency classes on p.11. As per EU Regulation 2015/1094-IV.  
<sup>2</sup> Indicates the ambient temperature at which the appliance can be safely operated.

### Section: Fridges and freezers for bakery trays with fan-assisted cooling and stainless steel inner liner BKPv/BGPv

#### Side-by-Side set

The Side-by-Side set is easy to fit and enables the convenient use of two or more appliances next to one another and also allows their arrangement in a visually appealing manner. Furthermore, the Side-by-Side set prevents condensation and ice formation between two appliances which, without the Side-by-Side set, would otherwise be positioned next to one another.



#### Potential-free alarm output

The potential-free alarm output enables alarm forwarding to a central monitoring system. If the interior temperature exceeds +15 °C (fridge accessory 9592748) or -10 °C (freezer accessory 9592746) or the door is open for more than 5 minutes, the alarm is triggered. This ensures rapid intervention and therefore optimum storage. Max. connection values: 42V/8A from safety extra-low voltage (SELV).



#### Optional castor set

The sturdy castors (diameter 100 mm) allow the appliances to be moved easily and make it easy to clean the floor underneath the appliances. Two castors are equipped with brakes.



#### Foot pedal opener

If you don't have a hand free, you can conveniently open the door with the foot pedal opener available as an accessory.



#### Flour-dust filter

The flour-dust filter protects refrigeration components from dust deposits, for example caused by floured dough, thus avoiding potentially costly service calls. After installation, the integrated metal filter mat can be removed and cleaned without any tools. Can be cleaned in a dishwasher at 50°C.



### Section: Fridges and freezers for bakery trays with polystyrol inner liner BKv/BG

#### L-shaped trayslides

Additional L-shaped trayslides (60 cm x 40 cm) are available.



#### Castor base

With a height of 125 mm, the sturdy castor base makes it easier to move appliances from place to place whenever required. A sturdy quality accessory designed to last.



#### Adjustable legs

The height-adjustable legs (105–150 mm) allow plenty of clearance for easy and convenient underneath the appliance for when day-to-day hygiene is particularly important.



#### Lock

The appliances are equipped with standard locks. Several appliances can be locked with one key. Additional lock barrels with up to ten different keys are available.





# Fridges for the beverage industry

Our new generation of bottle cooler is here: merchandise coolers from Liebherr. The appliances come with specific extras for fulfilling all requirements in terms of refrigeration, optimum product display and ergonomic handling. In short, they offer optimal and efficient cooling of beverages, ideal storage and presentation of goods – and all this in robust and energy-saving appliances designed for continuous use. The new merchandise coolers: the focus here is on cooling, efficiency, and on your products – guaranteed.



# Increase awareness of your brand

With an individually designed brand look or with special features, Liebherr appliances meet nearly every requirement. The wide selection of models and a versatile accessory range make it easy to find the perfect solution for every application.



## Direct digital printing: How to inspire customers with your brands

A wide range of possibilities: Direct digital printing allows your advertising message or motif to be printed directly onto the housing. It enables you to expertly draw attention to your company or your brands, whether in the form of a realistic photographic representation of the product, an artistic motif or a perfectly presented company logo. We can also produce in small quantities – completely custom-made. We use the CMYK colour model, the currently standard system for digital four-colour printing.

Benefits at a glance:

- Visual refinement of the appliances using colour brilliance, high resolution, depth of field and three-dimensional rendition
- Individual and flexible design for effective advertising messages
- Increase brand awareness and increase turnover
- 180° branding: The design is printed directly onto the surface with an exact fit and over the entire surface, and is guided over the edges of the appliance
- Easy to clean, and resistant to both scratches and UV light
- Available in small quantities
- Resilient branding: Neither accidental nor intentional removal is possible
- To protect the design: Appliance is delivered with foil



## Closed rear wall

The closed rear wall which is available as an option (depending on the version) makes the appliance ideal for freestanding use. It blends in more harmoniously with its surroundings when installed, and also gives you the option of placing advertising messages across the entire surface of the appliance.

## 360° presentation:

Thanks to the 360° design options you can communicate creative and effective messages over the entire surface of the appliance, whether it's a realistic photographic representation of the product, an artistic motif or a perfectly presented company logo.

# Your branding in the right light



## Individual colour scheme

Design your appliance as you like! The extraordinary direct digital printing branding options allow us to individually customise appliances at the factory in the style specified by the customer. We can therefore meet almost every requirement and fulfil almost every intended use.



## Glass door branding

Vinyls with individually designed motifs can be applied to the glass door. They are also available as "non-permanent" stickers which can completely be removed without difficulty at any time.



## LED lighting integrated into the glass door

An individual motif can be engraved on the inside of the glass door and illuminated with LEDs. Only the motif is illuminated so that it stands out very impressively. The engraving is set between the two panes of glass and is suitable for FKv 50 and FKv 30 appliances.



Lenticular methods



3D effect

## 3D branding


3D branding gives an appliance an extraordinarily attractive appearance and gives creative imagery brand new possibilities. High quality adhesive labels can be printed in 3D using a special method called lenticular printing. We also use different levels and layers of printing on the glazing, which, combined with the right backlighting, produces a 3D effect. This makes every appliance an eye-catcher in its own right and activates the impulse to buy.



## PVC label

This very widely used and hitherto most common technique involves applying the desired subject onto a suitable adhesive label (mostly PVC film), depending on the number of pieces and motif. This is fitted accurately onto the foamed chest or cabinet housing.

# The advantages at a glance




The **reversible door hinges** allow adaptation to the installation site.

The **automatic fan cut-out switch** minimises the loss of air when the door is open.



**Forced-air cooling system** ensures that drinks are chilled rapidly to serving temperature and that the temperature remains uniform throughout the interior.



The **moulded polystyrol inner liner** is odourless, very sturdy, durable and ensures perfect hygiene thanks to the generously radiused, easy-to-clean corners.

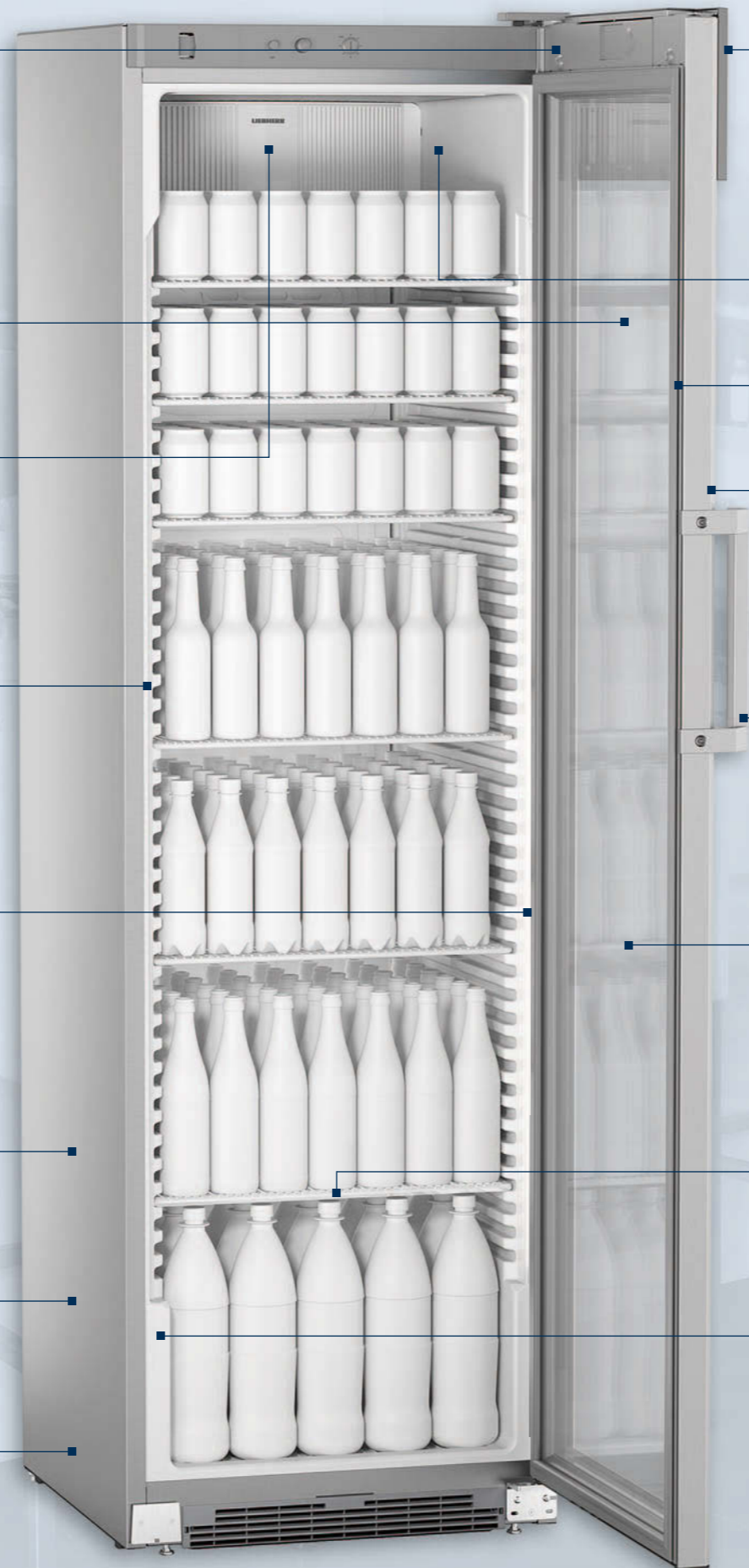


The **LED interior light with a separate switch** is energy-efficient and is designed to provide excellent product presentation without being unpleasantly bright.

The **powder-coated steel housing** features a seamless design and is extremely sturdy, impact-resistant and easy-to-clean as a result. The full height side walls can be individually designed according to customer specifications and used for branding purposes.

**RoHS and WEEE conformity** by using environmentally-friendly materials combined with optimal recyclability.

The natural and **CFC free refrigerant R 600a** is environmentally-friendly and, in conjunction with highly efficient compressors, very energy-efficient.



**LED display** is sure to attract attention to the contents. The display panel can be used for customised branding.



The **adjustable temperature range** allows individual temperature control.

The doors have **easily removable gaskets** for improved hygiene.

**Design and functionality** ingeniously combined: the HardLine design featuring side contour edges is a stylish up-market alternative for presenting your products.



The **door handle** is stylish but tough.



The **glass door** provides a perfect overview, ensures optimum energy efficiency and supports high-impact product presentation. The unique one-piece door frame combines clean looks with maximum stability.



The **plastic-coated, close-meshed wire shelves** are height-adjustable and allow variable use of the interior so that different-sized bottles, packs etc. can be accommodated. They feature an integrated retainer to ensure they are positioned firmly. This enhances security while filling with products (models FKDv 4503/..13/..23).

The **high-performance insulation** lowers energy consumption.



FKDv 4513

# Quality right down to the smallest detail

Liebherr display fridges provide ideal conditions for high-impact and promotional product presentation. From the LED display to the LED interior lighting (with on/off switch) to the variable interior, these appliances offer many possibilities to perfectly present

the products. The display can be individually designed with attractive branding options. Height-adjustable wire shelves enable flexible adaptation to different bottle sizes and packages. The powerful cooling system ensures rapid chilling for busy locations.

## Eye-catching illuminated display.

Liebherr offers several solutions for drawing more attention to appliances, products and your brands. The illuminated display surface can be branded to customer specification.

Four different display options are available:

The illuminated but transparent LightGuide display (FKDv 4523) installed on the door interior. This enables clear product visibility, whilst bringing your illuminated brand logo into focus.

The edge-lit LightGuide display on the exterior of the door (FKDv 4513), which highlights your branding and really gets it noticed. This slim LightGuide panel uniformly illuminates the entire display surface. No separate power supply is required for the lighting.

A customised sticker attached to the interior of the door (FKDv 4503), which is vividly illuminated by the ceiling lighting.

The striking LED-backlit display (FKDv 4203/4211/4213), which promotes a high degree of brand awareness.




## LED interior lighting.

The LED interior lighting (with on/off switch) is energy-efficient and places your products in the limelight for optimum presentation. The lighting options available are as follows:

The LED vertical lighting to both sides which uses lighting accents to optimally display and attract attention to the products. This stylish interior illumination can be used to underscore the exclusivity of your products (FKDv 4523).

The LED vertical lighting to one side which guarantees excellent product presentation (FKDv 4211/4213/4503/4513).


The compact LED ceiling lighting, which provides accentuated illumination of the interior from above (FKDv 4203/4503).



## Forced air cooling system.

Fan-assisted cooling system ensures that products are chilled quickly and that the temperature is distributed evenly even throughout the interior. The automatic fan cut-out switch minimises the loss of cold air when the door is open (without FKDv 4523).

## Energy consumption in 24 h with lighting switched on



## Optimum energy efficiency, low operating costs.

All of the display coolers use innovative LED lighting. The use of highly efficient LED lighting reduces the total energy consumption by 13 to 25 percent with the lighting switched on compared to similar models with fluorescent tubes. That lowers operating costs significantly – and the higher price of LED lighting is recovered in a very short time.



## Special optional features available on customer-specific variants

### Electronic Monitoring System.

The EMS controls, which come as standard with the FKDv 4523 (and is optionally available on the other display fridges), offer highly convenient technology for even greater energy efficiency. For example, the system detects door opening cycles and movements in front of the appliance. The refrigeration technology responds to these by adapting the cooling capacity and, in combination with a 'light off' function, this significantly reduces energy consumption.



## Maximised product visibility.

The full-height glass door improves product visibility. Furthermore, the cabinet configuration with this door design increases available net volumes. The special glass provides good insulation and helps to enhance the energy efficiency of the appliance (FKDv 4503/4513/4523).



| Display fridges<br>with glass doors and fan-assisted cooling | FKDv 4523<br>PremiumPlus  | FKDv 4523 vers. 875<br>PremiumPlus                                | FKDv 4513<br>Premium                                     | FKDv 4503<br>Premium                 | FKDv 4213 version 744<br>Comfort                         | FKDv 4211<br>Comfort                                     | FKDv 4203<br>Comfort                                       |
|--|---|---|--|--------------------------------------|--|--|--|
| Gross volume   | 441 litre   | 441 litre   | 441 litre  | 441 litre                            | 403 litre  | 387 litre  | 403 litre  |
| Exterior dimensions in mm (w/d/h)                            | 600/696/2027  | 600/696/2027  | 600/696/2027   | 600/696/2027                         | 600/687/2010   | 600/687/2010   | 600/687/2010   |
| Interior dimensions in mm (w/d/h)                            | 456/516/1804  | 456/516/1804  | 456/516/1804   | 456/516/1800                         | 456/516/1660   | 456/516/1660   | 456/516/1660   |
| Energy efficiency class <sup>1</sup>                         |   |   |  |                                      |  |  |  |
| Energy consumption in 365 days <sup>2</sup>                  | 687 kWh   | 680 kWh   | 580 kWh  | 614 kWh                              | 547 kWh  | 472 kWh  | 527 kWh  |
| Climate rating / Temperature class                           | CC2/K4  | CC2/K4  | CC2/K4   | CC2/K4                               | CC2/K4   | CC2/K4   | CC2/K4   |
| Ambient temperature range <sup>3</sup>                       | +10 °C to +35 °C  | +10 °C to +35 °C  | +10 °C to +35 °C   | +10 °C to +35 °C                     | +10 °C to +35 °C   | +10 °C to +35 °C   | +10 °C to +35 °C   |
| Refrigerant  | R 600a  | R 600a  | R 600a   | R 600a                               | R 600a   | R 600a   | R 600a   |
| Sound power level  | 52 dB(A)  | 52 dB(A)  | 52 dB(A)   | 52 dB(A)                             | 52 dB(A)   | 52 dB(A)   | 52 dB(A)   |
| Connection rating  | 1.5 A / 150 W   | 1.5 A / 150 W   | 1.5 A / 150 W  | 1.5 A / 150 W                        | 1.5 A / 150 W  | 1.5 A / 150 W  | 1.5 A / 150 W  |
| Frequency / voltage  | 50 Hz / 220 – 240V~   | 50 Hz / 220 – 240V~   | 50 Hz / 220 – 240V~                                      | 50 Hz / 220 – 240V~                  | 50 Hz / 220 – 240V~                                      | 50 Hz / 220 – 240V~                                      | 50 Hz / 220 – 240V~  |
| Cooling system / Defrost                                     | forced-air / automatic  | forced-air / automatic  | forced-air / automatic                                   | forced-air / automatic               | forced-air / automatic                                   | forced-air / automatic                                   | forced-air / automatic                                     |
| Temperature range  | +2 °C to +12 °C   | +2 °C to +12 °C   | +2 °C to +12 °C  | +2 °C to +12 °C                      | +2 °C to +12 °C  | +2 °C to +12 °C  | +2 °C to +12 °C  |
| External cabinet finish                                      | steel / black   | steel / black   | steel / grey   | steel / grey                         | steel / black  | steel / white  | steel / white  |
| Door material  | glass door  | glass door  | glass door   | glass door                           | glass door   | steel  | glass door   |
| Internal liner material                                      | moulded polystyrol (silver)                                       | moulded polystyrol (silver)                                       | commercial grade moulded polystyrol                      | commercial grade moulded polystyrol  | moulded polystyrol (silver)                              | commercial grade moulded polystyrol                      | commercial grade moulded polystyrol                        |
| Type of control / Temperature display                        | electronic controller / internal digital                          | analogue control / internal analogue                              | analogue control / internal analogue                     | analogue control / internal analogue | analogue control / internal analogue                     | analogue control / internal analogue                     | analogue control / internal analogue                       |
| Interior light   | LED vertical lighting to both sides, in parallel with the display | LED vertical lighting to both sides, in parallel with the display | LED vertical lighting, switched in parallel with display | LED ceiling- and vertical lighting   | LED vertical lighting, switched in parallel with display | LED vertical lighting, switched in parallel with display | LED horizontal lighting, switched in parallel with display |
| Adjustable shelves   | 6   | 6   | 6  | 6                                    | 5  | 5  | 5  |
| Shelf material   | clear-coated wire shelves   | clear-coated wire shelves   | wire shelves plastic-coated                              | wire shelves plastic-coated          | clear-coated wire shelves                                | wire shelves plastic-coated                              | wire shelves plastic-coated                                |
| Loading capacity 0.5L PET / facings 0.5L PET                 | 304/7   | 304/7   | 304/7  | 304/7                                | 256/7  | 256/7  | 256/7  |
| Loading capacity 0.33L can / facings 0.33L can               | 608/7   | 608/7   | 608/7  | 608/7                                | 512/7  | 512/7  | 512/7  |
| Shelf loading  | 45 kg   | 45 kg   | 45 kg  | 45 kg                                | 45 kg  | 45 kg  | 45 kg  |
| Handle   | Heavy-duty aluminium handle                                       | Heavy-duty aluminium handle                                       | Heavy-duty aluminium handle                              | Heavy-duty aluminium handle          | ergonomic slimline handle                                | ergonomic slimline handle                                | ergonomic slimline handle                                  |
| Lock   | fitted  | fitted  | can be retrofitted                                       | fitted                               | fitted   | fitted   | fitted   |
| Self-closing door  | yes   | yes   | yes  | yes                                  | yes  | yes  | yes  |
| Door hinges  | right, reversible on site   | right, reversible on site   | right, reversible on site                                | right, reversible on site            | right, reversible on site                                | right, reversible on site                                | right, reversible on site                                  |
| Gross / net weight   | 94 / 85.6 kg  | 93 / 88 kg  | 93 / 86 kg   | 92 / 86 kg                           | 85 / 79 kg   | 73 / 68 kg   | 85 / 78 kg   |
| Also available in white as                                   |   |   |  |                                      | <b>FKDv 4213</b>   |  |  |
| Accessories  |   |   |  |                                      |  |  |  |
| Shelf, plastic-coated  |   |   | 7113267  | 7113267                              |  | 7113267  | 7113267  |
| Shelf, clear-coated  | 7112585   | 7112585   |  |                                      | 7113269  |  |  |
| Base grid  | 7113265   | 7113265   | 7113265  | 7113265                              | 7113265  | 7113265  | 7113265  |
| Wooden grid  | 7114000   | 7114000   | 7114000  | 7114000                              | 7114000  | 7114000  | 7114000  |
| Perforated shelf cover                                       | 7746179   | 7746179   | 7746179  | 7746179                              | 7746179  | 7746179  | 7746179  |
| Scanner rail   | 7435063   | 7435063   | 7435063  | 7435063                              | 7435063  | 7435063  | 7435063  |
| Gravity feed shelf on telescopic runners                     | 9007659   | 9007659   | 9007659  | 9007659                              | 9007659  | 9007659  | 9007659  |
| Gravity feed shelf without runners                           | 9007045   | 9007045   | 9007045  | 9007045                              | 9007045  | 9007045  | 9007045  |
| Protection bracket   | 7790671   | 7790671   | 7790671  | 7790671                              | 7790603  | 7790603  | 7790603  |
| Castors for the protection bracket                           | 7790761   | 7790761   | 7790761  | 7790761                              | 7790761  | 7790761  | 7790761  |
| Lock / Additional lock barrel                                |   |   | 9590067  |                                      | on request   | on request   | on request   |
| Side-by-Side set   | 9902462   | 9902462   |  |                                      |  | 9902275  | 9902275  |

<sup>1</sup> You can find the full range of efficiency classes on p.10. As per EU Regulation 2019/2018.

<sup>2</sup> Measured as per EN 16902:2016.

<sup>3</sup> Indicates the ambient temperature at which the appliance can be safely operated.

# The advantages at a glance



Depending on the model, adjust the **temperature individually** in the range of +2 °C to +9 °C or +1 °C to +15 °C. This allows you to easily control the temperature of your products.



The **LED lighting**, which is controlled by a switch, ensures good illumination of the interior and presents your products in the best light in every sense.

The **housing** is robust, shock-resistant and easy to clean and can be individually designed for branding purposes.

The **interior** is very robustly designed for daily use. Its moulded support rests, wide corner radii and seamless interior container mean that it is easy to clean and ensures optimal hygiene levels.




The sturdy **grid shelves** are easy to adjust and make the interior **highly variable**. It can be adjusted to different sizes of containers or bottles to ensure best possible use.

The **pull-out stop in the middle of the grid shelves** ensures your products are stored safely – it is not possible to accidentally pull it out. The **strengthening bar on the grid shelf** also protects the products and marks where the products are placed.


The **closed rear wall** offers you the option to display advertising or brand logos for **360° branding** across the entire appliance surface.

The **adjustable feet and wheels** can be fitted quickly allowing even the area under the appliance to be cleaned and the appliance to be transported easily.



The appliance can be adapted to its specific location for easy filling or removal of products thanks to the easy to change **door hinges**.


The **digital temperature display** runs without batteries, is easy to read and provides an accurate temperature reading of the set temperature.



The **dynamic cooling system** cools your products quickly and efficiently and ensures an almost constant temperature distribution.



The **tempered and shatter-proof safety glass door** ensures safety and stability. The raised insulated glass door provides **optimised facing** with good visibility and product presentation at the front.



The **recessed grip** attached at the side makes opening the door easier and prevents getting caught on the handle by accident.



With the optimised lighting concept, the new door design provides for the best **product presentation**. Thanks to their quality and high-level processing, Liebherr appliances offer the perfect backdrop for top products.

When **opened at an angle of less than 90°**, the door closes itself, which prevents cold loss and supports the appliances' energy efficiency. When **opened at an angle of more than 90°**, it remains open – so you can add your products easily.

MRFvd 4011

# Quality right down to the smallest detail

Our high-quality standards apply even to the smallest details. Which is why we examine all components down to the last detail when producing our new Merchandising Coolers. And that benefits you in your daily use of the appliances. It means that

as well as the optimised cooling system, the improved lighting, the sturdy grids or even the expanded glass surface in the door ensure energy efficient refrigeration, durability, ergonomic handling and that your products are well presented.



### Product presentation.

Impressive staging: You now have a better view of cold drinks because the larger glass surface of the door displays the products to the customer so as to truly grab their attention. And in combination with the energy-saving LED lighting technology, which creates an optimally illuminated interior, provides the perfect stage for bottles and containers – encouraging customers to reach for the products.



### Self-closing door/recessed grip/safety glass.

Efficient and safe: When opened at an angle of less than 90°, the self-closing mechanism closes the door, and this contributes to the energy-efficient operation of the appliances. If the opening angle is greater than 90°, the door stays open. This makes it easy, for example, to refill products. The door also has a recessed grip on the side for easy opening. No getting caught on the handle by accident. The tempered and shatter-proof safety glass ensures safety and stability.



### Forced air cooling system.

Efficiency: The forced air cooling system with fan rapidly cools the freshly stored products and ensures an almost constant temperature distribution in the interior. When the door is opened, the automatic fan stop function minimises the outflow of cold air and therefore helps to save energy.



### Ergonomics.

Nice and convenient: The door is very easy to open using the ergonomic recessed grip. Using the height-adjustable storage shelves, you can easily adjust the interior to suit the size of the bottle or container. This invites customers to reach for the product, and promotes sales. For ergonomic handling, the door also has a self-closing mechanism which supports energy-efficient operation: If the opening angle is less than 90°, the door closes by itself, if it is greater than 90°, it remains open. This is an advantage when filling the appliance.



### Improved grid shelves.

Safely stored: The plastic-coated grid shelves are abrasion-resistant, height-adjustable and allow the interior to be used in different ways. The close-mesh grids can be loaded with up to 60 kg. This ensures that the various bottles and containers can stand securely. The pull-out stop in the middle of the grids prevents them from being accidentally pulled out entirely and the products falling out. The front bar on the front edge of the grids also provides additional support and, at the same time, marks the area where products are placed — ensuring good presentation.



### Lighting.

Recognisable: The new lighting system comprising of an energy-saving LED ceiling light and vertical LED light column (also two light columns on the left and right as an option) means that the interior is optimally illuminated and you have the best possible view of your products.





| Fridges<br>with glass doors and fan-assisted cooling    | MRFvd 5511<br>LED   | MRFvd 4011<br>vers. 744<br>LED   | MRFvd 3511<br>LED  | MRFvc 5511<br>LED                            | MRFvc 4011<br>LED                            | MRFvc 3511<br>LED                            |
|---|---|--|--|--|--|--|
| <b>Gross volume</b>                                     | 569 litre   | 400 litre  | 347 litre  | 569 litre                                    | 400 litre                                    | 347 litre                                    |
| <b>Exterior dimensions in mm (w/d/h)</b>                | 747/769/1684  | 597/654/1884   | 597/654/1684   | 747/769/1684                                 | 597/654/1884                                 | 597/654/1684                                 |
| <b>Interior dimensions in mm (w/d/h)</b>                | 625/536/1459  | 475/423/1659   | 475/423/1459   | 625/539/1459                                 | 475/423/1659                                 | 475/423/1459                                 |
| Energy efficiency class <sup>1</sup>                    |   |  |  |  |  |  |
| Energy consumption in 365 days <sup>2</sup>             | 535 kWh   | 566 kWh  | 532 kWh  | 536 kWh                                      | 566 kWh                                      | 538 kWh                                      |
| Climate rating / Temperature class                      | CC2/K4  | CC2/K4   | CC2/K4   | CC2/K4                                       | CC2/K4                                       | CC2/K4                                       |
| Ambient temperature range <sup>3</sup>                  | +10 °C to +40 °C  | +10 °C to +40 °C   | +10 °C to +40 °C   | +10 °C to +40 °C                             | +10 °C to +40 °C                             | +10 °C to +40 °C                             |
| Refrigerant   | R 600a  | R 600a   | R 600a   | R 600a                                       | R 600a                                       | R 600a                                       |
| Sound power level                                       | 50 dB(A)  | 50 dB(A)   | 50 dB(A)   | 50 dB(A)                                     | 50 dB(A)                                     | 50 dB(A)                                     |
| Connection rating                                       | 2.0 A   | 2.0 A  | 2.0 A  | 2.0 A  | 2.0 A  | 2.0 A  |
| Frequency/voltage                                       | 50 Hz/220–240V~   | 50 Hz/220–240V~  | 50 Hz/220–240V~  | 50 Hz/220–240V~                              | 50 Hz/220–240V~                              | 50 Hz/220–240V~                              |
| Cooling system  | forced-air  | forced-air   | forced-air   | forced-air                                   | forced-air                                   | forced-air                                   |
| Defrost   | automatic   | automatic  | automatic  | automatic                                    | automatic                                    | automatic                                    |
| Temperature range                                       | +1 °C to +15 °C   | +1 °C to +15 °C  | +1 °C to +15 °C  | +2 °C to +9 °C                               | +2 °C to +9 °C                               | +2 °C to +9 °C                               |
| External cabinet finish                                 | steel / grey  | steel / black  | steel / grey   | steel / white                                | steel / white                                | steel / white                                |
| Door material   | glass door  | glass door   | glass door   | glass door                                   | glass door                                   | glass door                                   |
| Internal liner material                                 | commercial grade moulded polystyrol                                 | moulded polystyrol (silver)  | commercial grade moulded polystyrol  | commercial grade moulded polystyrol          | commercial grade moulded polystyrol          | commercial grade moulded polystyrol          |
| Type of control   | analogue control  | analogue control   | analogue control   | analogue control                             | analogue control                             | analogue control                             |
| Temperature display                                     | external digital  | external digital   | external digital   | internal analogue                            | internal analogue                            | internal analogue                            |
| Interior light  | Vertical LED light strip recessed in left wall with separate switch | Vertical LED light strip recessed in left wall with separate switch          | Vertical LED light strip recessed in left wall with separate switch                            | LED ceiling light strip with separate switch | LED ceiling light strip with separate switch | LED ceiling light strip with separate switch |
| Adjustable shelves                                      | 4   | 5  | 4  | 4  | 5  | 4  |
| Shelf material  | wire shelves plastic-coated   | clear-coated wire shelves  | wire shelves plastic-coated  | wire shelves plastic-coated                  | wire shelves plastic-coated                  | wire shelves plastic-coated                  |
| Loading capacity 0.5L PET / facings 0.5L PET            | 354/9   | 253/7  | 207/7  | 354/9  | 253/7  | 207/7  |
| Loading capacity 0.33L can / facings 0.33L can          | 708/9   | 506/7  | 414/7  | 708/9  | 506/7  | 414/7  |
| Shelf loading   | 60 kg   | 45 kg  | 45 kg  | 60 kg  | 45 kg  | 45 kg  |
| Handle  | recessed grip   | recessed grip  | recessed grip  | recessed grip                                | recessed grip                                | recessed grip                                |
| Lock  | fitted  | fitted   | fitted   | fitted                                       | fitted                                       | fitted                                       |
| Self-closing door                                       | yes   | yes  | yes  | yes  | yes  | yes  |
| Door hinges   | right, reversible on site   | right, reversible on site  | right, reversible on site  | right, reversible on site                    | right, reversible on site                    | right, reversible on site                    |
| Gross/net weight  | 99/92 kg  | 84/78 kg   | 77/72 kg   | 98/91 kg                                     | 83/77 kg                                     | 76/71 kg                                     |
| <b>Also available as</b>                                |   | <b>MRFvd 4011 ver. 001 in grey</b><br><b>MRFvd 4011 ver. 003 performance</b> | <b>MRFvd 3511 ver. 744 in black, silver interior</b><br><b>MRFvd 3511 ver. 003 performance</b> |  |  |  |
| <b>Accessories</b>                                      |   |  |  |  |  |  |
| Shelves: clear-coated/black/white                       | 7113233/7113236/7113310   | 7113217/7113235/7113308  | 7113217/7113235/7113308  | 7113233/7113236/7113310                      | 7113217/7113235/7113308                      | 7113217/7113235/7113308                      |
| Base grid: clear-coated/black/white                     | 7113238/7113240/7113314   | 7113265/7113239/7113312  | 7113265/7113239/7113312  | 7113238/7113240/7113314                      | 7113265/7113239/7113312                      | 7113265/7113239/7113312                      |
| Gravity feed shelf: telescopic/ fixed                   |   | 9007659/9007045  | 9007659/9007045  |  | 9007659/9007045                              | 9007659/9007045                              |
| Flexible scanner rail for shelves                       | 7435210   | 7435208  | 7435208  | 7435210                                      | 7435208                                      | 7435208                                      |
| Wooden grid   |   | 7114000  | 7114000  |  | 7114000                                      | 7114000                                      |
| Perforated shelf cover                                  |   | 7746314  | 7746314  |  | 7746314                                      | 7746314                                      |
| Optional castor set / Set of adjustable legs            | 9086926/9086924   | 9086926/9086924  | 9086926/9086924  | 9086926/9086924                              | 9086926/9086924                              | 9086926/9086924                              |
| Protection bracket / Castors for the protection bracket | 7790513/7790761   | 7790512/7790761  | 7790505/7790761  | 7790513/7790761                              | 7790512/7790761                              | 7790505/7790761                              |
| Additional lock barrels                                 | on request  | on request   | on request   | on request                                   | on request                                   | on request                                   |

<sup>1</sup> You can find the full range of efficiency classes on p.10. As per EU Regulation 2019/2018.

<sup>2</sup> Measured as per EN 16902:2016.

<sup>3</sup> Indicates the ambient temperature at which the appliance can be safely operated.



| Fridges<br>with solid doors and fan-assisted cooling | MRFvd 5501<br>LED                            | MRFvd 4001<br>LED                            | MRFvd 3501<br>LED                            | MRFvc 5501                          | MRFvc 4001                          | MRFvc 3501                          |
|--|--|--|--|-------------------------------------|-------------------------------------|-------------------------------------|
| <b>Gross volume</b>                                  | 544 litre                                    | 377 litre                                    | 327 litre                                    | 544 litre                           | 377 litre                           | 327 litre                           |
| <b>Exterior dimensions in mm (w/d/h)</b>             | 747/769/1684                                 | 597/654/1884                                 | 597/654/1684                                 | 747/769/1684                        | 597/654/1884                        | 597/654/1684                        |
| <b>Interior dimensions in mm (w/d/h)</b>             | 625/536/1459                                 | 475/423/1659                                 | 475/423/1459                                 | 625/539/1459                        | 475/423/1659                        | 475/423/1459                        |
| Energy efficiency class <sup>1</sup>                 |  |  |  |                                     |                                     |                                     |
| Energy consumption in 365 days <sup>2</sup>          | 388 kWh                                      | 396 kWh                                      | 373 kWh                                      | 383 kWh                             | 390 kWh                             | 367 kWh                             |
| Climate rating / Temperature class                   | CC3/K4                                       | CC3/K4                                       | CC3/K4                                       | CC3/K4                              | CC3/K4                              | CC3/K4                              |
| Ambient temperature range <sup>3</sup>               | +10 °C to +40 °C                             | +10 °C to +40 °C                             | +10 °C to +40 °C                             | +10 °C to +40 °C                    | +10 °C to +40 °C                    | +10 °C to +40 °C                    |
| Refrigerant  | R 600a                                       | R 600a                                       | R 600a                                       | R 600a                              | R 600a                              | R 600a                              |
| Sound power level                                    | 50 dB(A)                                     | 50 dB(A)                                     | 50 dB(A)                                     | 50 dB(A)                            | 50 dB(A)                            | 50 dB(A)                            |
| Connection rating                                    | 2.0 A  | 2.0 A  | 2.0 A  | 2.0 A                               | 2.0 A                               | 2.0 A                               |
| Frequency/voltage                                    | 50 Hz/220–240V~                              | 50 Hz/220–240V~                              | 50 Hz/220–240V~                              | 50 Hz/220–240V~                     | 50 Hz/220–240V~                     | 50 Hz/220–240V~                     |
| Cooling system                                       | forced-air                                   | forced-air                                   | forced-air                                   | forced-air                          | forced-air                          | forced-air                          |
| Defrost  | automatic                                    | automatic                                    | automatic                                    | automatic                           | automatic                           | automatic                           |
| Temperature range                                    | +1 °C to +15 °C                              | +1 °C to +15 °C                              | +1 °C to +15 °C                              | +2 °C to +9 °C                      | +2 °C to +9 °C                      | +2 °C to +9 °C                      |
| External cabinet finish                              | steel / grey                                 | steel / grey                                 | steel / grey                                 | steel / white                       | steel / white                       | steel / white                       |
| Door material  | steel  | steel  | steel  | steel                               | steel                               | steel                               |
| Internal liner material                              | commercial grade moulded polystyrol          | commercial grade moulded polystyrol          | commercial grade moulded polystyrol          | commercial grade moulded polystyrol | commercial grade moulded polystyrol | commercial grade moulded polystyrol |
| Type of control                                      | analogue control                             | analogue control                             | analogue control                             | analogue control                    | analogue control                    | analogue control                    |
| Temperature display                                  | external digital                             | external digital                             | external digital                             | internal analogue                   | internal analogue                   | internal analogue                   |
| Interior light                                       | LED ceiling light strip with separate switch | LED ceiling light strip with separate switch | LED ceiling light strip with separate switch |                                     |                                     |                                     |
| Adjustable shelves                                   | 4  | 5  | 4  | 4                                   | 5                                   | 4                                   |
| Shelf material                                       | wire shelves plastic-coated                  | wire shelves plastic-coated                  | wire shelves plastic-coated                  | wire shelves plastic-coated         | wire shelves plastic-coated         | wire shelves plastic-coated         |
| Loading capacity 0.5L PET / facings 0.5L PET         | 354/9  | 253/7  | 207/7  | 354/9                               | 253/7                               | 207/7                               |
| Loading capacity 0.33L can / facings 0.33L can       | 708/9  | 506/7  | 414/7  | 708/9                               | 506/7                               | 414/7                               |
| Shelf loading  | 60 kg  | 45 kg  | 45 kg  | 60 kg                               | 45 kg                               | 45 kg                               |
| Handle   | recessed grip                                | recessed grip                                | recessed grip                                | recessed grip                       | recessed grip                       | recessed grip                       |
| Lock   | fitted                                       | fitted                                       | fitted                                       | fitted                              | fitted                              | fitted                              |
| Self-closing door                                    | yes  | yes  | yes  | yes                                 | yes                                 | yes                                 |
| Door hinges  | right, reversible on site                    | right, reversible on site                    | right, reversible on site                    | right, reversible on site           | right, reversible on site           | right, reversible on site           |
| Gross/net weight                                     | 80/74 kg                                     | 67/60 kg                                     | 62/57 kg                                     | 79/73 kg                            | 67/61 kg                            | 61/56 kg                            |
| <b>Accessories</b>                                   |  |  |  |                                     |                                     |                                     |
| Shelves: clear-coated/black/white                    | 7113233/7113236/7113310                      | 7113217/7113235/7113308                      | 7113217/7113235/7113308                      | 7113233/7113236/7113310             | 7113217/7113235/7113308             | 7113217/7113235/7113308             |
| Base grid: clear-coated/black/white                  | 7113238/7113240/7113314                      | 7113265/7113239/7113312                      | 7113265/7113239/7113312                      | 7113238/7113240/7113314             | 7113265/7113239/7113312             | 7113265/7113239/7113312             |
| Gravity feed shelf: telescopic/fixed                 |  | 9007659/9007045                              | 9007659/9007045                              |                                     | 9007659/9007045                     | 9007659/9007045                     |
| Flexible scanner rail for shelves                    | 7435210                                      | 7435208                                      | 7435208                                      | 7435210                             | 7435208                             | 7435208                             |
| Wooden grid  |  | 7114000                                      | 7114000                                      |                                     | 7114000                             | 7114000                             |
| Perforated shelf cover                               |  | 7746314                                      | 7746314                                      |                                     | 7746314                             | 7746314                             |
| Optional castor set/Set of adjustable legs           | 9086926/9086924                              | 9086926/9086924                              | 9086926/9086924                              | 9086926/9086924                     | 9086926/9086924                     | 9086926/9086924                     |
| Protection bracket                                   | 7790513                                      | 7790512                                      | 7790505                                      | 7790513                             | 7790512                             | 7790505                             |
| Castors for the protection bracket                   | 7790761                                      | 7790761                                      | 7790761                                      | 7790761                             | 7790761                             | 7790761                             |
| Additional lock barrels                              | on request                                   | on request                                   | on request                                   | on request                          | on request                          | on request                          |

<sup>1</sup> You can find the full range of efficiency classes on p.10. As per EU Regulation 2019/2018.

<sup>2</sup> Measured as per EN 16902:2016.

<sup>3</sup> Indicates the ambient temperature at which the appliance can be safely operated.

# Quality right down to the smallest detail

Think about the party – not about cleaning up. After the party, we get back to our day-to-day lives and of course cleaning and tidying is just part of this. But our event appliance helps you cut cleaning times down. The interior has been designed so that a

quick clean with a hose is all it needs. The appliance is also easier to transport and put back into storage. This frees up time for you to start planning for your next event. That'll put you in party mood!



### Quick and easy cleaning.

A great feeling – even after the party! You will probably want to clean the appliance after an event and store it again until the next party. Now, thanks to the waterproof interior with splash-proof fan, you can clean it quickly and easily with a hose, and clean all the sides as well. Next, just dry with a cloth and the appliance is ready for storing.



### Self-closing door/recessed grip.

Efficient and safe: When opened at an angle of less than 90°, the self-closing mechanism closes the door, and this contributes to the energy-efficient operation of the appliances. If the opening angle is greater than 90°, the door stays open. This makes it easy, for example, to refill products. The door also has a recessed grip on the side for easy opening. No getting caught on the handle by accident.



### Protection brackets and castors.

When loading, for example, the robust bracket protects the side edges of the appliance from being damaged, and helps to keep the appliance body stable in the long term. And for moving it quickly from A to B, you can attach two sturdy castors (available as accessories) directly to the protection bracket at the rear in just a few steps. This makes it easy to move the appliance, like you would using a sack truck, over to its installation location with no problems at all.



### Dynamic cooling system.

Efficiency: The dynamic cooling system with fan rapidly cools the freshly stored products and ensures an equal temperature distribution in the interior.



| Event fridges<br>with solid doors and fan-assisted cooling | MRFec 4001                          | MRFec 4001 version I47              | MRFec 3501                          | MRFec 3501 version I47              |
|--|-------------------------------------|-------------------------------------|-------------------------------------|-------------------------------------|
| <b>Gross volume</b>  | 377 litre                           | 377 litre                           | 327 litre                           | 327 litre                           |
| <b>Exterior dimensions in mm (w/d/h)</b>                   | 597/654/1884                        | 608/692/1908                        | 597/654/1684                        | 608/692/1708                        |
| <b>Interior dimensions in mm (w/d/h)</b>                   | 475/423/1659                        | 475/423/1659                        | 475/423/1459                        | 475/423/1459                        |
| Energy efficiency class <sup>1</sup>                       |                                     |                                     |                                     |                                     |
| Energy consumption in 365 days                             | 390 kWh                             | 390 kWh                             | 367 kWh                             | 367 kWh                             |
| Climate rating / Temperature class                         | CC3/K4                              | CC3/K4                              | CC3/K4                              | CC3/K4                              |
| Ambient temperature range <sup>2</sup>                     | +10 °C to +40 °C                    | +10 °C to +40 °C                    | +10 °C to +40 °C                    | +10 °C to +40 °C                    |
| Refrigerant  | R 600a                              | R 600a                              | R 600a                              | R 600a                              |
| Sound power level  | 50 dB(A)                            | 50 dB(A)                            | 50 dB(A)                            | 50 dB(A)                            |
| Connection rating  | 2.0 A                               | 2.0 A                               | 2.0 A                               | 2.0 A                               |
| Frequency / voltage  | 50 Hz / 220 – 240V~                 | 50 Hz / 220 – 240V~                 | 50 Hz / 220 – 240V~                 | 50 Hz / 220 – 240V~                 |
| Cooling system   | forced-air                          | forced-air                          | forced-air                          | forced-air                          |
| Defrost  | automatic                           | automatic                           | automatic                           | automatic                           |
| Temperature range  | +2 °C to +9 °C                      | +2 °C to +9 °C                      | +2 °C to +9 °C                      | +2 °C to +9 °C                      |
| External cabinet finish                                    | steel / white                       | steel / white                       | steel / white                       | steel / white                       |
| Door material  | steel                               | steel                               | steel                               | steel                               |
| Internal liner material                                    | commercial grade moulded polystyrol | commercial grade moulded polystyrol | commercial grade moulded polystyrol | commercial grade moulded polystyrol |
| Splash-proof interior                                      | yes                                 | yes                                 | yes                                 | yes                                 |
| Type of control  | analogue control                    | analogue control                    | analogue control                    | analogue control                    |
| Adjustable shelves   | 5                                   | 5                                   | 4                                   | 4                                   |
| Shelf material   | wire shelves plastic-coated         | wire shelves plastic-coated         | wire shelves plastic-coated         | wire shelves plastic-coated         |
| Loading capacity 0.5L PET / facings 0.5L PET               | 253/7                               | 253/7                               | 207/7                               | 207/7                               |
| Loading capacity 0.33L can / facings 0.33L can             | 506/7                               | 506/7                               | 414/7                               | 414/7                               |
| Shelf loading  | 45 kg                               | 45 kg                               | 45 kg                               | 45 kg                               |
| Handle   | recessed grip                       | recessed grip                       | recessed grip                       | recessed grip                       |
| Self-closing door  | yes                                 | yes                                 | yes                                 | yes                                 |
| Door hinges  | right, reversible on site           | right, reversible on site           | right, reversible on site           | right, reversible on site           |
| Gross / net weight   | 66 / 61 kg                          | 74.5 / 69.5 kg                      | 99 / 93 kg                          | 107.5 / 101.5 kg                    |
| Protection bracket   | can be retrofitted                  | factory fitted                      | can be retrofitted                  | factory fitted                      |
| <b>Accessories</b>   |                                     |                                     |                                     |                                     |
| Shelves: clear-coated / black / white                      | 7113217 / 7113235 / 7113308         | 7113217 / 7113235 / 7113308         | 7113217 / 7113235 / 7113308         | 7113217 / 7113235 / 7113308         |
| Base grid: clear-coated / black / white                    | 7113265 / 7113239 / 7113312         | 7113265 / 7113239 / 7113312         | 7113265 / 7113239 / 7113312         | 7113265 / 7113239 / 7113312         |
| Gravity feed shelf on telescopic runners                   | 9007659                             | 9007659                             | 9007659                             | 9007659                             |
| Gravity feed shelf without runners                         | 9007045                             | 9007045                             | 9007045                             | 9007045                             |
| Flexible scanner rail for shelves                          | 7435208                             | 7435208                             | 7435208                             | 7435208                             |
| Wooden grid  | 7114000                             | 7114000                             | 7114000                             | 7114000                             |
| Perforated shelf cover                                     | 7746314                             | 7746314                             | 7746314                             | 7746314                             |
| Optional castor set  | 9086926                             | 9086926                             | 9086926                             | 9086926                             |
| Set of adjustable legs                                     | 9086924                             | 9086924                             | 9086924                             | 9086924                             |
| Protection bracket   | 7790512                             |                                     | 7790505                             |                                     |
| Castors for the protection bracket                         | 7790761                             | 7790761                             | 7790761                             | 7790761                             |

<sup>1</sup> You can find the full range of efficiency classes on p.10. As per EU Regulation 2019/2018.  
<sup>2</sup> Indicates the ambient temperature at which the appliance can be safely operated.

# Quality right down to the smallest detail

An attractive eye-catcher and efficient fridge in one, Liebherr countertop fridges always put your products in the centre of attention. Thanks to the forced-air cooling system, drinks are chilled quickly to serving temperature, and the temperature is distributed evenly throughout the interior. Height-adjustable shelves enable individual adaptation to different packaging types or products. The high-insulating glass doors ensure product visibility with sales appeal.



#### Glass door with stainless steel frame.

The stainless steel appliance FKv 503 features a glass door with a stainless steel frame – a material combination with a very high quality appeal.



#### Vertical LED interior light.

Ideal for the attractive product presentation. The LED light column is integrated in the side wall BCv 1103 and ensures attractive illumination. The focus is therefore always on the products.



#### MilkCooler FKv 503 Ver. H48.

Well-chilled milk for your coffee machine in your catering business, office or canteen: The MilkCooler always keeps fresh milk perfectly cooled to truly enjoy that coffee. And you do not have to go to the fridge each time. Place the milk in its Tetra Pak or bottle in the Liebherr-MilkCooler and connect your coffee machine directly to the appliance using the milk intake hose. The MilkCooler has two special recesses in the sidewall, so the hose can be easily routed through. With an adjustable temperature range of +2 °C to +12 °C, milk always stays fresh and delicious. And at the push of a button you can enjoy your coffee whenever you want.



#### Counter-top fridges with fan-assisted cooling

|   | FKv 503<br>Premium   | FKv 503 version H48<br>Premium                               | BCv 1103                    |
|---|--|--|-----------------------------|
| Gross volume                                | 44 litre   | 44 litre   | 106 litre                   |
| Exterior dimensions in mm (w/d/h)           | 425/450/612  | 425/450/612  | 497/548/816                 |
| Interior dimensions in mm (w/d/h)           | 338/270/516  | 338/270/516  | 417/391/649                 |
| Energy efficiency class <sup>1</sup>        |  |  |                             |
| Energy consumption in 365 days <sup>2</sup> | 284 kWh  | 284 kWh  | 312 kWh                     |
| Climate rating / Temperature class          | CC2/K4   | CC2/K4   | CC2/K4                      |
| Ambient temperature range <sup>3</sup>      | +10 °C to +35 °C   | +10 °C to +35 °C   | +10 °C to +35 °C            |
| Refrigerant                                 | R 600a   | R 600a   | R 600a                      |
| Sound power level                           | 39 dB(A)   | 39 dB(A)   | 49 dB(A)                    |
| Connection rating                           | 1.0 A/130 W  | 1.0 A/130 W  | 1.0 A/140 W                 |
| Frequency / voltage                         | 50 Hz/220–240V~  | 50 Hz/220–240V~  | 50 Hz/220–240V~             |
| Cooling system                              | forced-air   | forced-air   | forced-air                  |
| Defrost                                     | automatic  | automatic  | automatic                   |
| Temperature range                           | +2 °C to +12 °C  | +2 °C to +12 °C  | +2 °C to +12 °C             |
| External cabinet finish                     | stainless steel  | stainless steel  | steel/silver                |
| Door material                               | glass door   | glass door   | glass door                  |
| Internal liner material                     | commercial grade moulded polystyrol                          | commercial grade moulded polystyrol                          | steel                       |
| Type of control                             | analogue control   | analogue control   | analogue control            |
| Interior light                              | LED horizontal lighting, with separate switch and adjustable | LED horizontal lighting, with separate switch and adjustable | LED light column on right   |
| Adjustable shelves                          | 2  | 2  | 2                           |
| Shelf material                              | clear-coated wire shelves                                    | clear-coated wire shelves                                    | wire shelves plastic-coated |
| Loading capacity 0.5L PET                   | 27   | 27   | 51                          |
| Loading capacity 0.33L can                  | 60   | 60   | 138                         |
| Shelf loading                               | 30 kg  | 30 kg  | 30 kg                       |
| Handle                                      |  |  | recessed grip               |
| Lock  | fitted   | fitted   | fitted                      |
| Self-closing door                           |  |  | yes                         |
| Door hinges                                 | right hand hinged, not reversible                            | right hand hinged, not reversible                            | right, reversible on site   |
| Gross/net weight                            | 34/30 kg   | 34/30 kg   | 43.2/40.7 kg                |
| <b>Accessories</b>                          |  |  |                             |
| Shelf, plastic-coated                       |  |  | 7113031                     |
| Scanner rail                                |  |  | 7444050                     |
| Set of connection elements, left            |  |  | 9875023                     |
| Set of connection elements, right           |  |  | 9875025                     |

<sup>1</sup> You can find the full range of efficiency classes on p.10. As per EU Regulation 2019/2018.

<sup>2</sup> Measured as per EN 16902:2016.

<sup>3</sup> Indicates the ambient temperature at which the appliance can be safely operated.

# The advantages at a glance

**Suitable for under-worktop installation.** The 83 cm high FKUv models can easily be installed beneath a worktop and are a space-saving and ideal solution especially where space is limited.

**Automatic defrosting.** The modern and efficient controller ensures that the appliance defrosts automatically even in the busiest of locations.

**Visual and audible door alarms** alert the user to any excessive rise in temperature, loss of cold air and open door.



The **stable metal carrier grids** are very sturdy and have a loading capacity up to 45 kg, which ensures optimum product storage and protection. They are adjustable to allow flexible organisation and use of the interior.



**Energy-efficient and economical LEDs** in the glass door models ensure good illumination of the interior. The quality and freshness of the products are not affected as LED's emit very little heat.



The seamlessly **moulded inner liner** made of foodsafe commercial-grade polystyrene is tough, easy to clean and odourless. Since there are no hidden dirt-traps and the large radii facilitate cleaning, this enables perfect hygiene.



FKUv 1663

**High-quality refrigeration components**, optimised insulation and a sophisticated design ensure maximum energy efficiency and low operating costs.

In conjunction with the highly efficient compressor, the **environmentally friendly refrigerant R 600a** is highly effective and very energy-efficient.

The **door hinges** are **reversible** without any additional components and allow the appliance to be adapted to the installation site.

**Locks** prevent unauthorised access.



**Sturdy slimline door handle.** The slimline door handle is designed for intensive use. Ergonomic, easy to grasp from the left or right and very easy to clean.



The **glass door** supports promotional presentation and enables fast access to the products. The one-piece stainless steel door frame on the FKUv 1663 is both very robust and stylish.

**Self-closing door with removable magnetic gasket.** For convenient use and to prevent energy loss, an integrated mechanism ensures that the door closes automatically, a useful feature in busy locations.

# Quality right down to the smallest detail

The Liebherr under-worktop fridges are extremely space-saving. For wherever floor space is limited, free space must be used very efficiently – without compromising refrigerating capacity or food freshness. The products are stored in these compact models always under optimum refrigeration conditions, and yet the appliances are very energy-efficient and economical.



### Suitable for under-worktop installation – and easily integrated.

The appliances can be sited beneath a worktop. In this case, a vent grille with a cross section of 200 cm<sup>2</sup> is required in the worktop for ventilation at the rear of the appliance. Without a ventilation grille, the aperture height must be at least 3 cm greater than the appliance height. The appliances are 83 cm high to comply with the specific work heights in catering applications. The FKUv range is available with solid or glass door.



### State-of-the-art controls.

These models are equipped with a high-quality controller with a large temperature display and many practical functions. Temperatures can be set exactly to the degree wanted. A visual and audible door and temperature alarm alerts the user if the temperature rises uncontrollably or the door is open. In the FKUv range, the non-contact fan cut-out switch reduces the loss of cold air when the door is opened and helps to maintain temperature consistency. The sophisticated defrost control system ensures trouble- and worry-free operation even in extreme conditions with frequent door opening. A humidity selection function allows perfect adaptation to different products.



### LED interior lighting with FKUv glass door.

The one-piece door frame is very robust and visually attractive. Energy-efficient LEDs ensure harmonious and homogeneous illumination of the interior and the products – in an extremely energy-saving manner: LED lights are durable and much more energy-efficient than conventional fluorescent tubes. In addition, product quality is not affected thanks to the reduced heat emission of LED's.



### Energy-efficient with R 600a.

Liebherr appliances are optimised for best possible energy efficiency and low operating costs. Only the natural and environmentally friendly refrigerant R 600a is used. In conjunction with highly efficient compressors, it is highly effective – and also future-proof thanks to its low global warming potential.



### Self-closing door.









An integrated mechanism ensures that the appliance door closes automatically, thus preventing unnecessary loss of cold air.



### Reversible door hinges.

The door hinges can easily be reversed to allow optimum adaptation of the appliances to the installation site.



| Under-worktop fridges<br>with fan-assisted cooling | FKUv 1663 Premium<br> | FKUv 1660 Premium  | FKUv 1613 Premium<br> | FKUv 1613 version 744<br>Premium<br> | FKUv 1610 Premium   |
|--|--|--|--|---|---|
| <b>Gross volume</b>                                | 148 litre  | 134 litre  | 148 litre  | 148 litre   | 134 litre   |
| <b>Exterior dimensions in mm (w/d/h)</b>           | 600/615/830  | 600/615/830  | 600/615/830  | 600/615/830   | 600/615/830   |
| <b>Interior dimensions in mm (w/d/h)</b>           | 440/435/670  | 440/435/670  | 440/435/670  | 440/435/670   | 440/435/670   |
| Energy efficiency class <sup>1</sup>               |                       |  |                       |                                      |  |
| Energy consumption in 365 days <sup>2</sup>        | 353 kWh  | 225 kWh  | 353 kWh  | 353 kWh   | 225 kWh   |
| Climate rating / Temperature class                 | CC2/K4   | CC2/K4   | CC2/K4   | CC2/K4  | CC2/K4  |
| Ambient temperature range <sup>3</sup>             | +16 °C to +35 °C   | +16 °C to +40 °C   | +16 °C to +35 °C   | +16 °C to +35 °C  | +16 °C to +40 °C  |
| Refrigerant  | R 600a   | R 600a   | R 600a   | R 600a  | R 600a  |
| Sound power level                                  | 45 dB(A)   | 45 dB(A)   | 45 dB(A)   | 45 dB(A)  | 45 dB(A)  |
| Connection rating                                  | 1.0 A/80 W   | 1.0 A/50 W   | 1.0 A/80 W   | 1.0 A/80 W  | 1.0 A/50 W  |
| Frequency/voltage                                  | 50 Hz/220–240V~  | 50 Hz/220–240V~  | 50 Hz/220–240V~  | 50 Hz/220–240V~   | 50 Hz/220–240V~   |
| Cooling system                                     | forced-air   | forced-air   | forced-air   | forced-air  | forced-air  |
| Defrost  | automatic  | automatic  | automatic  | automatic   | automatic   |
| Temperature range                                  | +1 °C to +15 °C  | +1 °C to +15 °C  | +1 °C to +15 °C  | +1 °C to +15 °C   | +1 °C to +15 °C   |
| External cabinet finish                            | stainless steel  | stainless steel  | steel/white  | steel/black   | steel/white   |
| Door material                                      | glass door   | stainless steel  | glass door   | glass door  | steel   |
| Internal liner material                            | moulded polystyrol (silver)  | moulded polystyrol (silver)  | commercial grade moulded polystyrol  | moulded polystyrol (silver)   | commercial grade moulded polystyrol   |
| Type of control                                    | electronic controller  | electronic controller  | electronic controller  | electronic controller   | electronic controller   |
| Temperature display                                | external digital   | external digital   | external digital   | external digital  | external digital  |
| Fault: warning signal                              | visual and audible   | visual and audible   | visual and audible   | visual and audible  | visual and audible  |
| Interior light                                     | LED lighting, with separate switch   |  | LED lighting, with separate switch   | LED lighting, with separate switch  |   |
| Adjustable shelves                                 | 3  | 3  | 3  | 3   | 3   |
| Shelf material                                     | clear-coated wire shelves  | clear-coated wire shelves  | wire shelves plastic-coated  | clear-coated wire shelves   | wire shelves plastic-coated   |
| Loading capacity 0.5L PET                          | 92   | 92   | 92   | 92  | 92  |
| Loading capacity 0.33L can                         | 163  | 163  | 163  | 163   | 163   |
| Shelf loading                                      | 45 kg  | 45 kg  | 45 kg  | 45 kg   | 45 kg   |
| Handle   | stainless steel slimline door handle   | stainless steel slimline door handle   | ergonomic slimline handle  | ergonomic slimline handle   | ergonomic slimline handle   |
| Lock   | fitted   | fitted   | fitted   | fitted  | fitted  |
| Self-closing door                                  | yes  | yes  | yes  | yes   | yes   |
| Door hinges  | right, reversible on site  | right, reversible on site  | right, reversible on site  | right, reversible on site   | right, reversible on site   |
| Gross/net weight                                   | 45/42 kg   | 40/37 kg   | 45/42 kg   | 45/42 kg  | 38/36 kg  |
| <b>Accessories</b>                                 |  |  |  |   |   |
| Shelf, plastic-coated                              |  |  | 7113333  |   | 7113333   |
| Chrome wire shelf                                  | 7112321  | 7112321  | 7112321  | 7112321   | 7112321   |
| White stacking kit (GGU below/top)                 |  |  | 9876641  |   | 9876641   |
| Stainless steel stacking kit (GGU below/top)       | 7777647  | 7777647  |  |   |   |
| Roller bars  | 9086607  | 9086607  | 9086607  | 9086607   | 9086607   |
| Lock   |  |  | on request   | on request  | on request  |

<sup>1</sup> You can find the full range of efficiency classes on p.10. As per EU Regulation 2019/2018.

<sup>2</sup> Measured as per EN 16902:2016.

<sup>3</sup> Indicates the ambient temperature at which the appliance can be safely operated.



# Quality right down to the smallest detail



### Suitable for under-worktop installation – and easily integrated.

The appliances can be sited beneath a worktop. In this case, a vent grille with a cross section of 200 cm<sup>2</sup> is required in the worktop for ventilation at the rear of the appliance. Without a ventilation grille, the aperture height must be at least 3 cm greater than the appliance height. The appliances are 85 cm high to comply with the specific work heights in catering applications.



### Energy-efficient with R 600a.

Liebherr appliances are optimised for best possible energy efficiency and low operating costs. Only the natural and environmentally friendly refrigerant R 600a is used. In conjunction with highly efficient compressors, it is highly effective – and also future-proof thanks to its low global warming potential.



### Under-worktop fridges with fan-assisted cooling

### FKvesf 1805

### FKvesf 1803

LED

|   |                                     |                                     |
|---|-------------------------------------|-------------------------------------|
| Gross volume                                | 171 litre                           | 171 litre                           |
| Exterior dimensions in mm (w/d/h)           | 600/600/850                         | 600/600/850                         |
| Interior dimensions in mm (w/d/h)           | 513/441/702                         | 513/441/702                         |
| Energy efficiency class <sup>1</sup>        |                                     |                                     |
| Energy consumption in 365 days <sup>2</sup> | 309 kWh                             | 406 kWh                             |
| Climate rating / Temperature class          | CC2/K4                              | CC2/K4                              |
| Ambient temperature range <sup>3</sup>      | +10 °C to +35 °C                    | +10 °C to +35 °C                    |
| Refrigerant                                 | R 600a                              | R 600a                              |
| Sound power level                           | 47 dB(A)                            | 47 dB(A)                            |
| Connection rating                           | 1.0 A / 120 W                       | 1.0 A / 120 W                       |
| Frequency / voltage                         | 50 Hz / 220–240V~                   | 50 Hz / 220–240V~                   |
| Cooling system                              | forced-air                          | forced-air                          |
| Defrost                                     | automatic                           | automatic                           |
| Temperature range                           | +1 °C to +15 °C                     | +1 °C to +15 °C                     |
| External cabinet finish                     | steel/silver                        | steel/silver                        |
| Door material                               | stainless steel                     | glass door                          |
| Internal liner material                     | commercial grade moulded polystyrol | commercial grade moulded polystyrol |
| Type of control                             | analogue control                    | analogue control                    |
| Temperature display                         | external digital                    | internal analogue                   |
| Interior light                              | wall-mounted light                  | LED lighting, with separate switch  |
| Adjustable shelves                          | 3                                   | 3                                   |
| Shelf material                              | wire shelves plastic-coated         | wire shelves plastic-coated         |
| Loading capacity 0.5L PET                   | 115                                 | 115                                 |
| Loading capacity 0.33L can                  | 217                                 | 217                                 |
| Shelf loading                               | 45 kg                               | 45 kg                               |
| Handle                                      | ergonomic slimline handle           | ergonomic slimline handle           |
| Lock  | fitted                              | fitted                              |
| Door hinges                                 | right, reversible on site           | right, reversible on site           |
| Gross/net weight                            | 37/34 kg                            | 46/43 kg                            |
| <b>Accessories</b>                          |                                     |                                     |
| Decor frame                                 | 9910831                             |                                     |
| Optional castor set                         | 9086967                             | 9086967                             |
| Shelf, plastic-coated                       | 7112064                             | 7112064                             |
| Gravity feed shelf for bottles              | 9007675                             | 9007675                             |



### Side light bulb.

The side light bulb ensures harmonious and even illumination of the interior and the products.



### Lock.

The extremely robust lock integrated in the refrigerator door protects against unauthorized access. All devices are safe lockable.

<sup>1</sup> You can find the full range of efficiency classes on p.10. As per EU Regulation 2019/2018.

<sup>2</sup> Measured as per EN 16902:2016.


<sup>3</sup> Indicates the ambient temperature at which the appliance can be safely operated.

# The advantages at a glance



The **toughened, single pane safety glass** stabilises the upper area of the chest.

The **analogue temperature display** tells the user the exact internal temperature that has been set.



The **multi-part top frame** provides an attractive and contemporary design. The radiused corners provide stability and customer protection.


The **slim yet strong top frame** combines stability with maximum product visibility.

**ROHS and WEEE conformity** by using environmentally friendly materials combined with optimal recyclability.

**Customised branding:** chest bottle coolers have the advantage of a large surface area available for branding.




**Sturdy swivel castors** enable easy repositioning of the chest freezer. They also facilitate easy cleaning of the floor space underneath the appliance.



The **sliding glass lid** provides good product visibility and enables high-impact and convincing product presentation. A lid lock is optionally available.



**Easy opening** and closing of the chest lid thanks to a special sliding layer in the sealing profiles.



The **highly effective insulation** reduces energy consumption and ensures constant temperatures.

The natural and **CFC free refrigerant R 600a** is environmentally-friendly and, in conjunction with highly efficient compressors, very energy-efficient.

# Quality right down to the smallest detail

Liebherr beverage chest coolers are optimally equipped for continuous operation in professional applications. Reliable performance and efficiency are ensured by the durable, quiet compressor and highly effective insulation. The sturdy sliding glass lids seal tightly even during intensive use, prevent temperature loss and provide a clear view of the products. The fully adjustable temperature control ensures that temperatures are maintained at a constant level between +2 °C and +15 °C. Thanks to the tough steel top frame and aluminium inner liner, the chest coolers are impact-resistant and easy to clean.



### Sturdy sliding glass lid.

The sliding glass lids on the MRHsc 2862 model are made of toughened, single-pane safety glass and enable high-impact product presentation due to the slim yet very strong top frame construction.



### Sturdy swivel castors.

Sturdy swivel castors enable easy repositioning. The MRHsc models have tough 50 mm non-marking castors.

| Chest coolers                                 | MRHsc 2862         | MRHsc 2852            |
|---|--------------------|-----------------------|
| <b>Gross volume</b>                           | 296 litre          | 296 litre             |
| <b>Exterior dimensions in mm (w/d/h)</b>      | 1045/680/825       | 1045/680/825          |
| <b>Interior dimensions in mm (w/d/h)</b>      | 920/535/523        | 920/535/523           |
| <b>Energy efficiency class <sup>1</sup></b>   |                    |                       |
| <b>Energy consumption in 365 days</b>         | 154 kWh            | 134 kWh               |
| <b>Climate rating / Temperature class</b>     | CC2/K4             | CC2/K4                |
| <b>Ambient temperature range <sup>2</sup></b> | +10 °C to +30 °C   | +10 °C to +30 °C      |
| <b>Refrigerant</b>                            | R 290              | R 290                 |
| <b>Sound power level</b>                      | 42 dB(A)           | 42 dB(A)              |
| <b>Connection rating</b>                      | 1.5 A/90 W         | 1.5 A/90 W            |
| <b>Frequency / voltage</b>                    | 50 Hz / 220–240V~  | 50 Hz / 220–240V~     |
| <b>Cooling system</b>                         | static             | static                |
| <b>Defrost</b>                                | manual             | manual                |
| <b>Temperature range</b>                      | +2 °C to +15 °C    | +2 °C to +15 °C       |
| <b>External cabinet finish</b>                | steel / white      | steel / white         |
| <b>Lid material</b>                           | sliding glass lid  | aluminium sliding lid |
| <b>Frame colour</b>                           | grey               | grey                  |
| <b>Internal liner material</b>                | aluminium          | aluminium             |
| <b>Type of control</b>                        | analogue control   | analogue control      |
| <b>Number of baskets</b>                      | 0                  | 0                     |
| <b>Number of baskets, max</b>                 | 4                  | 4                     |
| <b>Castors</b>                                | swivel castors     | swivel castors        |
| <b>Lock</b>                                   | can be retrofitted | can be retrofitted    |
| <b>Gross / net weight</b>                     | 58.7 / 51.3 kg     | 55.6 / 48.1 kg        |
| <b>Accessories</b>                            |                    |                       |
| Cylinder lock for foamed lid                  |                    | 7042835               |
| Cylinder lock for glass sliding lid           | 7043660            |                       |
| Basket large (270 mm)                         | 7111081            | 7111081               |
| Basket small (210 mm)                         | 7111079            | 7111079               |
| External thermostat dial                      | on request         | on request            |
| Scanner rail                                  | 7652063            | 7652063               |

<sup>1</sup> You can find the full range of efficiency classes on p.10. As per EU Regulation 2019/2018.  
<sup>2</sup> Indicates the ambient temperature at which the appliance can be safely operated.

## Section: Display fridges

### Side-by-Side set

The Side-by-Side set enables the simple conversion of two display fridges into one 120 cm-wide double-door fridge-freezer. The continuous display across both appliances ensures perfect brand presentation.



### Base grid

The base grid protects the inner liner and allows use of the cabinet floor space for storage, even for kegs.



### Wire shelf

The shelves are coated with abrasion-resistant plastic and have a loading capacity of up to 45 kg (applies to 60 cm wide appliances) or 60 kg (applies to 75 cm wide appliances). The base grid protects the inner liner and allows use of the cabinet floor space for storage, even for kegs.



### Perforated shelf cover

The tough wire shelves in combination with the additional perforated shelf covers provide optimum stability, particularly for slim items. The perforated shelves are highly durable and optimally designed for storing drinks.



### Protection bracket

The sturdy protection bracket protects the condenser on the rear of the appliance and the underside of the appliance optimally against impacts during transportation of (larger) models. Ideal for use when transporting appliances by lorry.



### Castors for protection bracket

To facilitate transport, two sturdy castors can be mounted directly on the protection bracket on the rear, thus allowing the appliance also to be easily moved as with a sack barrow.



### Scanner rail

Price tags and scan codes can easily be displayed using the practical scanner rail. Easy to attach to the front of the grid shelves! The scanner rail inserts can also be used for branding purposes where several brands are on display.



### Wooden shelf

The heavy-duty wooden shelf made from copper beech is optimally designed for the safe storage of bottles. It gives the interior a high-quality character and, in addition to providing a clear view, it also provides easy access to the bottles.



### Gravity feed shelf for bottles

On the practical gravity feed shelf, the 0.5 litre bottles are always to hand at the front. The gravity feed shelf can be drawn out on telescopic rails to replenish supplies.




### Lock

The appliances are equipped with locks as (except FKDv 4513). Several appliances can be locked with one key. Additional lock barrels with up to ten locks and keys are available for the models FKDv 42.. and FKv ..43. The FKDv 4513 does not have a lock as standard. A retrofit lock option is available.

## Section: Fridges with glass doors and solid doors

### Wooden pull-out shelf

The sturdy wooden pull-out shelf made from red beech is optimally designed for the safe storage of bottles. It gives the interior a high-quality character and, in addition to providing a clear view, it also provides quick access to the bottles.



### Perforated shelf cover

The tough wire shelves in combination with the additional perforated shelf covers provide optimum stability, particularly for slim items. The perforated shelves are highly durable and optimally designed for storing drinks.



### Gravity feed shelf for bottles-gravity feed shelf for cans

The gravity feed keeps the cans always to hand at the front. The gravity feed shelf can be pulled out on telescopic rails for restocking.



### Grid shelves

The grid shelves have a wear-resistant coating and can carry up to 45 kg.



## Accessories

### Section: Fridges with glass door and solid door

#### Base grid

The tough base grid protects the appliance base from scratching where heavier containers or kegs are in use.



#### Adjustable feet and castors

With a height of 70-120 mm or 120-150 mm, the adjustable feet provide sufficient ground clearance and ensure that you can also clean under the appliance easily. They can be screwed on easily at four mounting points. One set of adjustable feet contains four units. The castors make transport easier and allow you to clean the floor under the units. One set of castors contains four units, every two castors each have one brake.



#### Scanner rail

Price tags and scan codes can easily be displayed using the practical scanner rail. Easy to attach to the front of the grid shelves! The scanner rail inserts can also be used for branding purposes where several brands are on display.



#### Protection brackets with and without wheels

Ideal for transporting the appliance: The sturdy bracket optimally protects the rear and underside of the appliance against impacts. To help transport the appliance, two sturdy castors can be mounted directly on the protection bracket at the rear. This means the appliance can be moved conveniently as you would move it using a sack truck.




#### Mechanical key lock with different keys (ten units)

The mechanical key lock protects your stored products from unwanted access. If several appliances are used, up to ten special locks with different keys are available.

### Section: Under-worktop fridges

#### Shelves

The tough plastic-coated wire shelves have a loading capacity of up to 45 kg.



#### Set of connection elements/Lock

Countertop fridges and freezers can be placed on top of one another so as to make the best use of the available space. The appliances are equipped with standard locks. Several appliances can be locked with one key. Additional lock barrels with up to ten different keys are available.



#### Roller retrofit kit/Roller bars

The roller retrofit kit for fixed installations facilitates transportation of the appliance. Four casters including fitting accessories are part of the scope of delivery.

The rollers (diameter 30 mm) make it easy to move the appliance for cleaning.

In order to guarantee optimum stability, roller sets must not be fitted to appliances which are installed using a connecting frame. This is only permitted for individual appliances.



#### Aluminum decorative frame

An aluminum decorative frame is available to optically integrate the Liebherr refrigeration appliance into a kitchen front. The appropriate veneer can be attached to the appliance door using the decorative frame.



#### Gravity feed shelf for bottles


On the practical gravity feed shelf, the 0.5 litre bottles are always to hand at the front. The gravity feed shelf can be drawn out on telescopic rails to replenish supplies.



### Section: Chest coolers

#### Cylinder lock for foamed lid/Cylinder lock for glass sliding lid

A lid lock can be installed on all models to secure the contents of the chest appliance. Cylinder lock for foamed lid suitable for MRHsc 2852. Cylinder lock for glass sliding lid suitable for MRHsc 2862.




#### Hanging baskets

Hanging baskets allow goods to be presented clearly.



#### External control button

In MRHsc chest coolers, the external control button makes it easier to access the thermostat and adjust the temperature. It is available in six different colours.



#### Scanner rail

Price tags and scan codes can easily be displayed using the practical scanner rail. Easy to attach to the front of the grid shelves!



## Freezers for the frozen food and ice-cream industries

Continuous operation in professional applications puts special demands on freezers for the frozen food and ice cream industry. That is why Liebherr takes great care in the development of these appliances to meet your customer requirements with high quality and innovative ideas. High-insulating materials, in conjunction with highly efficient compressors, efficient refrigerants, and well-balanced refrigeration components as well as precision electronic control systems, ensure outstanding refrigeration capacity - even in extreme conditions. In addition, the appliances are easy to clean and very economical in consumption. Company and product brands can be used to stimulate impulse buying. Liebherr offers a wide range of models for almost any application, always featuring premium quality and top design. You can rely on Liebherr professional appliances - 24 hours a day, 365 days a year.

# Increase awareness of your brand

Liebherr offers many individual and impressive branding options for freezers. You can choose between various methods and different models. Upon request we can develop customised appliance concepts to meet your specific brand requirements.



## Customised vinyls

Depending on the quantity and motif, the desired brand is applied on a suitable vinyl sticker, usually PC film, in a screen printing or digital printing process. Vinyl stickers can be applied by Liebherr in the factory.

## Display/side wall/door colours

Customised colour design enables eye-catching presentation of your brand and extremely attractive product display. Different materials and effects can be used to individually design the side walls, the door frames, the handle, the base compartment, the display frame and the inner liner according to customer specifications.



## Customised colour design

Customised colour design enables eye-catching presentation of your brand and extremely attractive product display. Different materials and effects can be used to individually design the side walls, the door frames, the handle, the base compartment, the display frame and the inner liner according to customer specifications.

# The advantages at a glance



The optional energy-efficient LED interior light creates a powerful visual impact by highlighting the products on display. A lid lock is optionally available.



The toughened, single-pane safety glass is shatter-proof, resilient and stabilises the upper area of the chest. Good product visibility is ensured by reduced heat radiation. The lid can be removed for easy handling and cleaning.

Combining plastic aluminium frame for dimensional stability with rounded corners for hygienic purpose and user protection in an attractive modern design.



High-performance insulation ensures that temperatures remain even and reduces energy consumption.

RoHS and WEEE conformity by using environmentally friendly materials combined with optimal recyclability.



Sturdy swivel castors make it easier to move the appliance and allow convenient cleaning underneath the appliance.



Sturdy suspended baskets provide a clear view of the goods presented.



Profiled seals allow easy lid opening and closing.



The white-coated steel inner liner with covered corners is easy to clean, tough and hygienic and features good thermal conductivity.



The lid lock prevents unauthorised access.



EFI 3553



# Quality right down to the smallest detail

Liebherr chest freezers are specially designed to meet extreme requirements and withstand high stress in professional applications. Sturdy materials, high-quality refrigeration components and quality workmanship guarantee long life. High-

impact product presentation in the chest freezers is ensured by sturdy baskets and sliding glass lids which provide a clear view. In the wide range of sales chest freezers, you will find the right appliance with suitable features for every requirement.



#### Smooth-running sliding glass lid.

The curved sliding glass lids on the EFI chests are made of toughened, single-pane safety glass. The lid halves are easy to move thanks to profiled seals and the plastic frame heated by hot gas from the compressor.



#### Insulated sliding lid.

The solid lids are extremely robust thanks to the composite aluminium and rigid PVC cover. The top is protected with a scratch-resistant aluminium worktop. Insulated sliding foam lid is available as an alternate option to the flat sliding glass lids. A lid lock is available as an accessory.



#### Maximised total display area.

The slim yet highly durable plastic and aluminium frame provides the greatest possible surface area for displaying merchandise. This means that customers have the best possible view of the freezer's contents and product presentation is optimised.



#### Stability and design.

Combining plastic parts at the side with connecting aluminium profiles, the cover frame of the EFI and EFE models are very attractive in appearance. The steel inner liner with rounded corners is easy to clean, rust-free and scratch-resistant. Thanks to the steel material, it possesses outstanding thermal conductivity.



#### High-impact product presentation.

EFI / EFE chest freezers are fitted with a LED interior light that can be switched on separately. The glare-free light is horizontally integrated into the front of the inner liner. Sturdy baskets are available in different sizes for impulse and bulk ice-cream. They can be flexibly arranged to ensure optimum use of the interior. Practical partitions for this purpose are available as an accessory.




#### Glass canopy.

The robust glass fixture made from toughened safety glass protects ice cream from contamination when selling and helps to ensure goods are presented in an attractive manner. The extra deep front of the glass fixture ensures excellent visibility of products and means that customers always have a good view of the wares presented from a range of different angles. The LED interior lights in appliances EFI 3553 and EFI 4853 also contribute to this. Wafer holders, serviettes and any other of the typical ice cream accessories can be conveniently placed on the fl at shelf area. (Only accessories)



#### Quieter thanks to outer skin condenser.

Thanks to the foamed in outer skin condenser, the ice-cream chest freezers are virtually maintenance-free – and the housing is easy to clean. In addition, condensation water does not form on the outside.



#### Sturdy swivel castors.

Swivel castors make transport easier especially when the chest appliances have to be moved frequently. All EFE / EFI models are equipped with high-quality non-marking polyurethane 50-mm swivel castors.



**Impulse sales chest freezers**

| EFI 5653 | LED | EFI 4853 | LED | EFI 4453 | LED |
|----------|-----|----------|-----|----------|-----|
|----------|-----|----------|-----|----------|-----|

|  |                    |  |                    |  |                    |
|--|--------------------|--|--------------------|--|--------------------|
| <b>Net volume</b>  | 408 litre          |  | 355 litre          |  | 302 litre          |
| <b>Exterior dimensions in mm (w/d/h)</b>                     | 1885/680/825       |  | 1675/680/825       |  | 1465/680/825       |
| <b>Interior dimensions in mm (w/d/h)</b>                     | 1760/535/490       |  | 1550/535/490       |  | 1340/535/490       |
| <b>Total display area in m<sup>2</sup> (TDA)<sup>1</sup></b> | 1.03               |  | 0.91               |  | 0.79               |
| Energy efficiency class <sup>2</sup>                         |                    |  |                    |  |                    |
| Energy consumption in 365 days <sup>3</sup>                  | 1205 kWh           |  | 990 kWh            |  | 764 kWh            |
| Climate rating/Temperature class                             | B/C1               |  | B/C1               |  | B/C1               |
| Ambient temperature range <sup>4</sup>                       | +10 °C to +35 °C   |  | +10 °C to +35 °C   |  | +10 °C to +35 °C   |
| Refrigerant  | R 290              |  | R 290              |  | R 290              |
| Sound power level  | 52 dB(A)           |  | 52 dB(A)           |  | 52 dB(A)           |
| Connection rating  | 2.5 A/333 W        |  | 2.5 A/310 W        |  | 2.5 A/222 W        |
| Frequency/voltage  | 50 Hz/220–240V~    |  | 50 Hz/220–240V~    |  | 50 Hz/220–240V~    |
| Cooling system   | static             |  | static             |  | static             |
| Defrost  | manual             |  | manual             |  | manual             |
| Temperature range  | –10 °C to –24 °C   |  | –10 °C to –24 °C   |  | –10 °C to –24 °C   |
| Lid material   | sliding glass lid  |  | sliding glass lid  |  | sliding glass lid  |
| External cabinet finish                                      | steel/white        |  | steel/white        |  | steel/white        |
| Internal liner material                                      | steel              |  | steel              |  | steel              |
| Frame colour   | grey               |  | grey               |  | grey               |
| Type of control  | analogue control   |  | analogue control   |  | analogue control   |
| Temperature display  | internal analogue  |  | internal analogue  |  | internal analogue  |
| Interior light   | LED                |  | LED                |  | LED                |
| Number of baskets  | 8                  |  | 7                  |  | 6                  |
| Number of baskets, max (see picture)                         | 8                  |  | 7                  |  | 6                  |
| Castors  | swivel castors     |  | swivel castors     |  | swivel castors     |
| Lock   | can be retrofitted |  | can be retrofitted |  | can be retrofitted |
| Insulation   | 60 mm              |  | 60 mm              |  | 60 mm              |
| Water drain  | yes                |  | yes                |  | yes                |
| Gross/net weight   | 90.7/80.9 kg       |  | 89.5/79.9 kg       |  | 76.4/67.4 kg       |
| <b>Also available without interior light as</b>              | <b>EFI 5603</b>    |  | <b>EFI 4803</b>    |  | <b>EFI 4403</b>    |
| <b>Accessories</b>   |                    |  |                    |  |                    |
| Basket 270 mm/Basket 210 mm                                  | 7111009/7111039    |  | 7111009/7111039    |  | 7111009/7111039    |
| Partition grid 270 mm/High grid                              | 7111031            |  | 7111031            |  | 7111031            |
| Partition grid 210 mm/High grid                              | 7111784            |  | 7111784            |  | 7111784            |
| Partition grid 270 mm/Low grid                               | 7111033            |  | 7111033            |  | 7111033            |
| Partition grid 210 mm/Low grid                               | 7111787            |  | 7111787            |  | 7111787            |
| Rubber bumpers, grey   | 7266707            |  | 7266707            |  | 7266707            |
| Cylinder lock for glass sliding lid                          | 7043660            |  | 7043660            |  | 7043660            |
| Glass canopy   |                    |  | 9809162            |  |                    |
| Scoop ice cream containers                                   | on request         |  | on request         |  | on request         |
| Baskets for scoop ice cream containers                       | on request         |  | on request         |  | on request         |
| External thermostat dial                                     | on request         |  | on request         |  | on request         |
| Scanner rail   | 7652174            |  | 7652066            |  | 7652065            |

<sup>1</sup> Measured as per EN 16901.

<sup>2</sup> You can find the full range of efficiency classes on p.10. As per EU Regulation 2019/2018.

<sup>3</sup> Measured when lighting switched off.

<sup>4</sup> Indicates the ambient temperature at which the appliance can be safely operated.



| Impulse sales chest freezers                                 | EFI 3553 <span>LED</span> | EFI 2853 <span>LED</span> | EFI 2153 <span>LED</span> | EFI 1453 <span>LED</span> |
|--|---------------------------|---------------------------|---------------------------|---------------------------|
| <b>Net volume</b>  | 249 litre                 | 196 litre                 | 143 litre                 | 90 litre                  |
| <b>Exterior dimensions in mm (w/d/h)</b>                     | 1255/680/825              | 1045/680/825              | 835/680/825               | 625/680/825               |
| <b>Interior dimensions in mm (w/d/h)</b>                     | 1130/535/490              | 920/535/490               | 710/535/490               | 500/535/490               |
| <b>Total display area in m<sup>2</sup> (TDA)<sup>1</sup></b> | 0.67                      | 0.54                      | 0.42                      | 0.30                      |
| Energy efficiency class <sup>2</sup>                         |                           |                           |                           |                           |
| Energy consumption in 365 days <sup>3</sup>                  | 726 kWh                   | 593 kWh                   | 470 kWh                   | 402 kWh                   |
| Climate rating/Temperature class                             | B/C1                      | B/C1                      | B/C1                      | B/C1                      |
| Ambient temperature range <sup>4</sup>                       | +10 °C to +35 °C          | +10 °C to +35 °C          | +10 °C to +35 °C          | +10 °C to +35 °C          |
| Refrigerant  | R 290                     | R 290                     | R 290                     | R 600a                    |
| Sound power level  | 52 dB(A)                  | 42 dB(A)                  | 42 dB(A)                  | 42 dB(A)                  |
| Connection rating  | 1.5 A/213 W               | 1.5 A/185 W               | 1.5 A/171 W               | 1.5 A/137 W               |
| Frequency/voltage  | 50 Hz/220–240V~           | 50 Hz/220–240V~           | 50 Hz/220–240V~           | 50 Hz/220–240V~           |
| Cooling system   | static                    | static                    | static                    | static                    |
| Defrost  | manual                    | manual                    | manual                    | manual                    |
| Temperature range  | –10 °C to –24 °C          | –10 °C to –24 °C          | –10 °C to –24 °C          | –10 °C to –24 °C          |
| Lid material   | sliding glass lid         | sliding glass lid         | sliding glass lid         | sliding glass lid         |
| External cabinet finish                                      | steel/white               | steel/white               | steel/white               | steel/white               |
| Internal liner material                                      | steel                     | steel                     | steel                     | steel                     |
| Frame colour   | grey                      | grey                      | grey                      | grey                      |
| Type of control  | analogue control          | analogue control          | analogue control          | analogue control          |
| Temperature display  | internal analogue         | internal analogue         | internal analogue         | internal analogue         |
| Interior light   | LED                       | LED                       | LED                       | LED                       |
| Number of baskets  | 5                         | 4                         | 3                         | 2                         |
| Number of baskets, max (see picture)                         | 5                         | 4                         | 3                         | 2                         |
| Castors  | swivel castors            | swivel castors            | swivel castors            | swivel castors            |
| Lock   | can be retrofitted        | can be retrofitted        | can be retrofitted        | can be retrofitted        |
| Insulation   | 60 mm                     | 60 mm                     | 60 mm                     | 60 mm                     |
| Water drain  | yes                       | yes                       | yes                       | yes                       |
| Gross/net weight   | 68.5/60.4 kg              | 61.1/53.6 kg              | 56.3/49.6 kg              | 47.1/41.3 kg              |
| <b>Also available without interior light as</b>              | <b>EFI 3503</b>           | <b>EFI 2803</b>           | <b>EFI 2103</b>           | <b>EFI 1403</b>           |
| <b>Accessories</b>   |                           |                           |                           |                           |
| Basket 270 mm/Basket 210 mm                                  | 7111009/7111039           | 7111009/7111039           | 7111009/7111039           | 7111009/7111039           |
| Partition grid 270 mm/High grid                              | 7111031                   | 7111031                   | 7111031                   | 7111031                   |
| Partition grid 210 mm/High grid                              | 7111784                   | 7111784                   | 7111784                   | 7111784                   |
| Partition grid 270 mm/Low grid                               | 7111033                   | 7111033                   | 7111033                   | 7111033                   |
| Partition grid 210 mm/Low grid                               | 7111787                   | 7111787                   | 7111787                   | 7111787                   |
| Rubber bumpers, grey   | 7266707                   | 7266707                   | 7266707                   | 7266707                   |
| Cylinder lock for glass sliding lid                          | 7043660                   | 7043660                   | 7043660                   | 7043660                   |
| Glass canopy   | 9809160                   |                           |                           |                           |
| Scoop ice cream containers                                   | on request                | on request                | on request                | on request                |
| Baskets for scoop ice cream containers                       | on request                | on request                | on request                | on request                |
| External thermostat dial                                     | on request                | on request                | on request                | on request                |
| Scanner rail   | 7652064                   | 7652063                   | 7652062                   | 7652061                   |

<sup>1</sup> Measured as per EN 16901.

<sup>2</sup> You can find the full range of efficiency classes on p.10. As per EU Regulation 2019/2018.

<sup>3</sup> Measured when lighting switched off.

<sup>4</sup> Indicates the ambient temperature at which the appliance can be safely operated.



| Sales chest freezers   | EFE 6052 <span>LED</span> | EFE 5152 <span>LED</span> | EFE 4652 <span>LED</span> | EFE 3852 <span>LED</span> |
|--|---------------------------|---------------------------|---------------------------|---------------------------|
| <b>Net volume</b>  | 457 litre                 | 398 litre                 | 339 litre                 | 280 litre                 |
| <b>Exterior dimensions in mm (w/d/h)</b>                     | 1885/680/825              | 1675/680/825              | 1465/680/825              | 1255/680/825              |
| <b>Interior dimensions in mm (w/d/h)</b>                     | 1760/535/523              | 1555/535/523              | 1340/535/523              | 1130/535/523              |
| <b>Total display area in m<sup>2</sup> (TDA)<sup>1</sup></b> | 1.03                      | 0.91                      | 0.78                      | 0.66                      |
| Energy efficiency class <sup>2</sup>                         |                           |                           |                           |                           |
| Energy consumption in 365 days <sup>3</sup>                  | 1111 kWh                  | 1044 kWh                  | 750 kWh                   | 601 kWh                   |
| Climate rating/Temperature class                             | B/C1                      | B/C1                      | B/C1                      | B/C1                      |
| Ambient temperature range <sup>4</sup>                       | +10 °C to +35 °C          | +10 °C to +35 °C          | +10 °C to +35 °C          | +10 °C to +35 °C          |
| Refrigerant  | R 290                     | R 290                     | R 290                     | R 290                     |
| Sound power level  | 52 dB(A)                  | 52 dB(A)                  | 52 dB(A)                  | 52 dB(A)                  |
| Connection rating  | 2.5 A/306 W               | 2.5 A/287 W               | 2.5 A/223 W               | 1.5 A/218 W               |
| Frequency/voltage  | 50 Hz/220–240V~           | 50 Hz/220–240V~           | 50 Hz/220–240V~           | 50 Hz/220–240V~           |
| Cooling system   | static                    | static                    | static                    | static                    |
| Defrost  | manual                    | manual                    | manual                    | manual                    |
| Temperature range  | -10 °C to -24 °C          | -10 °C to -24 °C          | -10 °C to -24 °C          | -10 °C to -24 °C          |
| Lid material   | sliding glass lid         | sliding glass lid         | sliding glass lid         | sliding glass lid         |
| External cabinet finish                                      | steel/white               | steel/white               | steel/white               | steel/white               |
| Internal liner material                                      | steel                     | steel                     | steel                     | steel                     |
| Frame colour   | grey                      | grey                      | grey                      | grey                      |
| Type of control  | analogue control          | analogue control          | analogue control          | analogue control          |
| Temperature display  | internal analogue         | internal analogue         | internal analogue         | internal analogue         |
| Interior light   | LED                       | LED                       | LED                       | LED                       |
| Number of baskets  | 0                         | 0                         | 0                         | 0                         |
| Number of baskets, max                                       | 8                         | 7                         | 6                         | 5                         |
| Castors  | swivel castors            | swivel castors            | swivel castors            | swivel castors            |
| Lock   | can be retrofitted        | can be retrofitted        | can be retrofitted        | can be retrofitted        |
| Insulation   | 60 mm                     | 60 mm                     | 60 mm                     | 60 mm                     |
| Water drain  | yes                       | yes                       | yes                       | yes                       |
| Gross/net weight   | 92.1/81.9 kg              | 88.9/79.2 kg              | 76.9/70.1 kg              | 69.3/61.2 kg              |
| <b>Also available without interior light as</b>              | <b>EFE 6002</b>           | <b>EFE 5102</b>           | <b>EFE 4602</b>           | <b>EFE 3802</b>           |
| <b>Accessories</b>   |                           |                           |                           |                           |
| Basket 270 mm  | 7111011                   | 7111011                   | 7111011                   | 7111011                   |
| Basket 210 mm  | 7111041                   | 7111041                   | 7111041                   | 7111041                   |
| Partition grid 270 mm  | 7111029                   | 7111029                   | 7111029                   | 7111029                   |
| Partition grid 210 mm  | 7111784                   | 7111784                   | 7111784                   | 7111784                   |
| Rubber bumpers, grey   | 7266707                   | 7266707                   | 7266707                   | 7266707                   |
| Cylinder lock for glass sliding lid                          | 7043660                   | 7043660                   | 7043660                   | 7043660                   |
| Scoop ice cream containers                                   | on request                | on request                | on request                | on request                |
| Baskets for scoop ice cream containers                       | on request                | on request                | on request                | on request                |
| External thermostat dial                                     | on request                | on request                | on request                | on request                |
| Scanner rail   | 7652174                   | 7652066                   | 7652065                   | 7652064                   |

<sup>1</sup> Measured as per EN 16901.

<sup>2</sup> You can find the full range of efficiency classes on p.10. As per EU Regulation 2019/2018.

<sup>3</sup> Measured when lighting switched off.

<sup>4</sup> Indicates the ambient temperature at which the appliance can be safely operated.



| Sales chest freezers   | EFE 3052 <span>LED</span> | EFE 2252 <span>LED</span> | EFE 1552 <span>LED</span> | EFE 1152 <span>LED</span> |
|--|---------------------------|---------------------------|---------------------------|---------------------------|
| <b>Net volume</b>  | 222 litre                 | 163 litre                 | 104 litre                 | 80 litre                  |
| <b>Exterior dimensions in mm (w/d/h)</b>                     | 1045/680/825              | 835/680/825               | 625/680/825               | 751/481/825               |
| <b>Interior dimensions in mm (w/d/h)</b>                     | 920/535/523               | 710/535/523               | 500/535/523               | 605/315/657               |
| <b>Total display area in m<sup>2</sup> (TDA)<sup>1</sup></b> | 0.54                      | 0.42                      | 0.30                      | 0.16                      |
| Energy efficiency class <sup>2</sup>                         |                           |                           |                           |                           |
| Energy consumption in 365 days <sup>3</sup>                  | 528 kWh                   | 422 kWh                   | 369 kWh                   | 323 kWh                   |
| Climate rating/Temperature class                             | B/C1                      | B/C1                      | B/C1                      | B/C1                      |
| Ambient temperature range <sup>4</sup>                       | +10 °C to +35 °C          | +10 °C to +35 °C          | +10 °C to +35 °C          | +10 °C to +35 °C          |
| Refrigerant  | R 290                     | R 600a                    | R 600a                    | R 600a                    |
| Sound power level  | 52 dB(A)                  | 42 dB(A)                  | 42 dB(A)                  | 42 dB(A)                  |
| Connection rating  | 1.5 A/192 W               | 1.5 A/144 W               | 1.5 A/129 W               | 1.5 A/123 W               |
| Frequency/voltage  | 50 Hz/220–240V~           | 50 Hz/220–240V~           | 50 Hz/220–240V~           | 50 Hz/220–240V~           |
| Cooling system   | static                    | static                    | static                    | static                    |
| Defrost  | manual                    | manual                    | manual                    | manual                    |
| Temperature range  | –10 °C to –24 °C          | –10 °C to –24 °C          | –10 °C to –24 °C          | –10 °C to –24 °C          |
| Lid material   | sliding glass lid         | sliding glass lid         | sliding glass lid         | sliding glass lid         |
| External cabinet finish                                      | steel/white               | steel/white               | steel/white               | steel/white               |
| Internal liner material                                      | steel                     | steel                     | steel                     | steel                     |
| Frame colour   | grey                      | grey                      | grey                      | grey                      |
| Type of control  | analogue control          | analogue control          | analogue control          | analogue control          |
| Temperature display  | internal analogue         | internal analogue         | internal analogue         | internal analogue         |
| Interior light   | LED                       | LED                       | LED                       | LED                       |
| Number of baskets  | 0                         | 0                         | 0                         | 0                         |
| Number of baskets, max                                       | 4                         | 3                         | 2                         | 3                         |
| Castors  | swivel castors            | swivel castors            | swivel castors            | swivel castors            |
| Lock   | can be retrofitted        | can be retrofitted        | can be retrofitted        | can be retrofitted        |
| Insulation   | 60 mm                     | 60 mm                     | 60 mm                     | 60 mm                     |
| Water drain  | yes                       | yes                       | yes                       | yes                       |
| Gross/net weight   | 61.8/54.4 kg              | 55.1/48.4 kg              | 48.5/42.6 kg              | 42.7/39 kg                |
| <b>Also available without interior light as</b>              | <b>EFE 3002</b>           | <b>EFE 2202</b>           | <b>EFE 1502</b>           | <b>EFE 1102</b>           |
| <b>Accessories</b>   |                           |                           |                           |                           |
| Basket 270 mm  | 7111011                   | 7111011                   | 7111011                   |                           |
| Basket 210 mm  | 7111041                   | 7111041                   | 7111041                   |                           |
| Basket 195 mm  |                           |                           |                           | 7112788                   |
| Partition grid 270 mm  | 7111029                   | 7111029                   | 7111029                   |                           |
| Partition grid 210 mm  | 7111784                   | 7111784                   | 7111784                   |                           |
| Partition grid 195 mm  |                           |                           |                           | 7111712                   |
| Rubber bumpers, grey   | 7266707                   | 7266707                   | 7266707                   | 7266707                   |
| Cylinder lock for glass sliding lid                          | 7043660                   | 7043660                   | 7043660                   | 7043660                   |
| Scoop ice cream containers                                   | on request                | on request                | on request                | on request                |
| Baskets for scoop ice cream containers                       | on request                | on request                | on request                | on request                |
| External thermostat dial                                     | on request                | on request                | on request                | on request                |
| Scanner rail   | 7652063                   | 7652062                   | 7652061                   | 7652176                   |

<sup>1</sup> Measured as per EN 16901.

<sup>2</sup> You can find the full range of efficiency classes on p.10. As per EU Regulation 2019/2018.

<sup>3</sup> Measured when lighting switched off.

<sup>4</sup> Indicates the ambient temperature at which the appliance can be safely operated.



| Sales chest freezers                     | EFE 5100              | EFE 4600              | EFE 3800              | EFE 3000              | EFE 2200              | EFE 1500              |
|--|-----------------------|-----------------------|-----------------------|-----------------------|-----------------------|-----------------------|
| <b>Net volume</b>                        | 449 litre             | 383 litre             | 318 litre             | 252 litre             | 186 litre             | 121 litre             |
| <b>Exterior dimensions in mm (w/d/h)</b> | 1675/680/840          | 1465/680/840          | 1255/680/840          | 1045/680/840          | 835/680/840           | 625/680/840           |
| <b>Interior dimensions in mm (w/d/h)</b> | 1550/535/585          | 1340/535/585          | 1130/535/585          | 920/535/585           | 710/535/585           | 500/535/585           |
| Energy efficiency class <sup>1</sup>     |                       |                       |                       |                       |                       |                       |
| Energy consumption in 365 days           | 694 kWh               | 692 kWh               | 633 kWh               | 546 kWh               | 413 kWh               | 365 kWh               |
| Climate rating/Temperature class         | B/C1                  | B/C1                  | B/C1                  | B/C1                  | B/C1                  | B/C1                  |
| Ambient temperature range <sup>2</sup>   | +10 °C to +35 °C      | +10 °C to +35 °C      | +10 °C to +35 °C      | +10 °C to +35 °C      | +10 °C to +35 °C      | +10 °C to +35 °C      |
| Refrigerant                              | R 290                 | R 290                 | R 290                 | R 290                 | R 600a                | R 600a                |
| Sound power level                        | 52 dB(A)              | 52 dB(A)              | 52 dB(A)              | 42 dB(A)              | 42 dB(A)              | 42 dB(A)              |
| Connection rating                        | 2.5 A/196 W           | 2.5 A/173 W           | 1.5 A/157 W           | 1.5 A/132 W           | 1.5 A/120 W           | 1.5 A/119 W           |
| Frequency/voltage                        | 50 Hz/220–240V~       | 50 Hz/220–240V~       | 50 Hz/220–240V~       | 50 Hz/220–240V~       | 50 Hz/220–240V~       | 50 Hz/220–240V~       |
| Cooling system                           | static                | static                | static                | static                | static                | static                |
| Defrost                                  | manual                | manual                | manual                | manual                | manual                | manual                |
| Temperature range                        | -10 °C to -24 °C      | -10 °C to -24 °C      | -10 °C to -24 °C      | -10 °C to -24 °C      | -10 °C to -24 °C      | -10 °C to -24 °C      |
| Lid material                             | aluminium sliding lid | aluminium sliding lid | aluminium sliding lid | aluminium sliding lid | aluminium sliding lid | aluminium sliding lid |
| External cabinet finish                  | steel/white           | steel/white           | steel/white           | steel/white           | steel/white           | steel/white           |
| Internal liner material                  | steel                 | steel                 | steel                 | steel                 | steel                 | steel                 |
| Frame colour                             | grey                  | grey                  | grey                  | grey                  | grey                  | grey                  |
| Type of control                          | analogue control      | analogue control      | analogue control      | analogue control      | analogue control      | analogue control      |
| Temperature display                      | internal analogue     | internal analogue     | internal analogue     | internal analogue     | internal analogue     | internal analogue     |
| Number of baskets                        | 0                     | 0                     | 0                     | 0                     | 0                     | 0                     |
| Number of baskets, max                   | 7                     | 6                     | 5                     | 4                     | 3                     | 2                     |
| Castors                                  | swivel castors        | swivel castors        | swivel castors        | swivel castors        | swivel castors        | swivel castors        |
| Lock                                     | can be retrofitted    | can be retrofitted    | can be retrofitted    | can be retrofitted    | can be retrofitted    | can be retrofitted    |
| Insulation                               | 60 mm                 | 60 mm                 | 60 mm                 | 60 mm                 | 60 mm                 | 60 mm                 |
| Water drain                              | yes                   | yes                   | yes                   | yes                   | yes                   | yes                   |
| Gross/net weight                         | 87.9/75.2 kg          | 73.2/63.4 kg          | 66.1/57 kg            | 58.5/51 kg            | 52.2/47.5 kg          | 47.8/42 kg            |
| <b>Accessories</b>                       |                       |                       |                       |                       |                       |                       |
| Basket 270 mm                            | 7111011               | 7111011               | 7111011               | 7111011               | 7111011               | 7111011               |
| Basket 210 mm                            | 7111041               | 7111041               | 7111041               | 7111041               | 7111041               | 7111041               |
| Partition grid 270 mm                    | 7111029               | 7111029               | 7111029               | 7111029               | 7111029               | 7111029               |
| Partition grid 210 mm                    | 7111784               | 7111784               | 7111784               | 7111784               | 7111784               | 7111784               |
| Rubber bumpers, grey                     | 7266707               | 7266707               | 7266707               | 7266707               | 7266707               | 7266707               |
| Cylinder lock for foamed lid             | 7042835               | 7042835               | 7042835               | 7042835               | 7042835               | 7042835               |
| Scoop ice cream containers               | on request            | on request            | on request            | on request            | on request            | on request            |
| Baskets for scoop ice cream containers   | on request            | on request            | on request            | on request            | on request            | on request            |
| External thermostat dial                 | on request            | on request            | on request            | on request            | on request            | on request            |
| Scanner rail                             | 7652066               | 7652065               | 7652064               | 7652063               | 7652062               | 7652061               |

<sup>1</sup> You can find the full range of efficiency classes on p.10. As per EU Regulation 2019/2018.  
<sup>2</sup> Indicates the ambient temperature at which the appliance can be safely operated.

# The advantages at a glance



The **cooling condenser** is embedded in the foam insulation all the way round the outer skin, which reduces vibration and makes the appliance quiet in operation. Condensation is stopped from forming on the housing; the outer skin is easy to clean – for perfect hygiene.



The **handle** is simple and tough.

**Highly effective insulation** prevents energy loss and supports the excellent energy efficiency of the chest freezers.

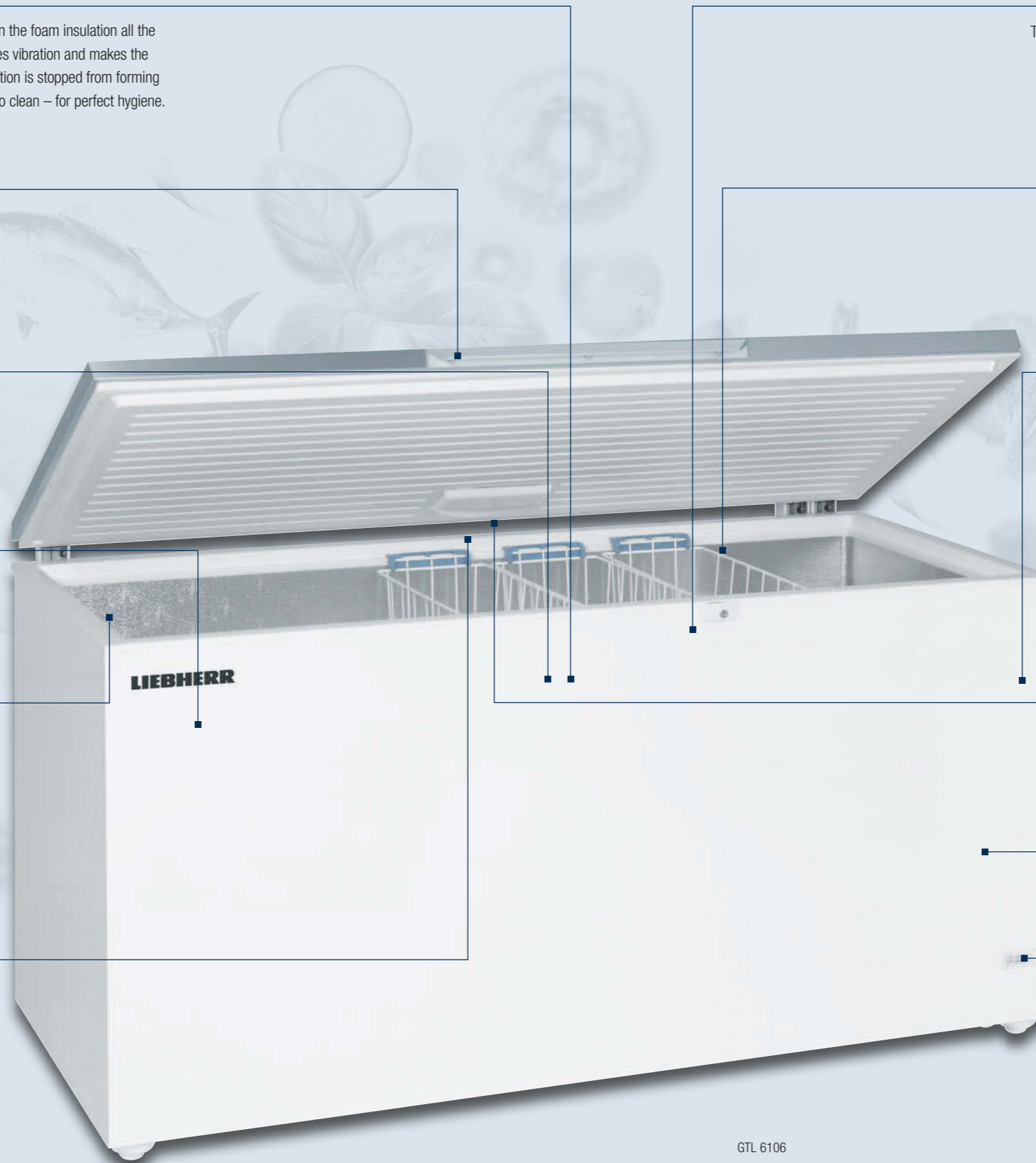
The power-coated sheet steel **housing** is easy to clean, extremely sturdy and impact-resistant.



The **aluminium inner liner** with rounded corners is easy to clean and meets hygiene requirements. Thanks to the rust-free and scratch-resistant aluminium, the liner possesses excellent thermal conductivity.



**Optimum illumination** of the interior ensured by efficient lighting.



The **lock** prevents unauthorised access.



**Highly-practical mesh baskets** allow clear arrangement of the chest interior and can be used to improve stock rotation.



The **natural and CFC free refrigerant R 600a** is, in conjunction with highly efficient compressors, very energy-efficient.

The **main body of the chest** features a very sturdy and rugged design, which ensures that the chests can also withstand intensive loads and are torsion-free.

**Stop Frost**

The **StopFrost system** reduces frosting on the interior and stored products, so the time-consuming process of defrosting is necessary far less often. The chest can be re-opened effortlessly even after the lid is opened and closed because vacuum does not build up.

**Adjustable temperature range** between -14°C and -26°C to suit individual needs.

The **analogue temperature display** tells the user the exact internal temperature.





| Hinged-lid storage chest freezers           | GTL 6106           | GTL 6105           | GTL 4906           | GTL 4905           | GTL 3006           | GTL 3005           |
|---|--------------------|--------------------|--------------------|--------------------|--------------------|--------------------|
| <b>Volume</b>                               | 599 litre          | 599 litre          | 483 litre          | 484 litre          | 298 litre          | 298 litre          |
| <b>Exterior dimensions in mm (w/d/h)</b>    | 1654/769/905       | 1654/769/905       | 1379/769/905       | 1379/769/905       | 1005/720/905       | 1005/720/905       |
| <b>Interior dimensions in mm (w/d/h)</b>    | 1520/575/702       | 1520/575/702       | 1245/575/702       | 1245/575/702       | 871/526/702        | 871/526/702        |
| Energy efficiency class <sup>1</sup>        |                    |                    |                    |                    |                    |                    |
| Energy consumption in 365 days <sup>2</sup> | 408 kWh            | 408 kWh            | 290 kWh            | 290 kWh            | 232 kWh            | 232 kWh            |
| Climate rating                              | SN-ST              | SN-ST              | SN-T               | SN-T               | SN-T               | SN-T               |
| Ambient temperature range <sup>3</sup>      | +10 °C to +40 °C   | +10 °C to +40 °C   | +10 °C to +40 °C   | +10 °C to +40 °C   | +10 °C to +40 °C   | +10 °C to +40 °C   |
| Refrigerant                                 | R 600a             | R 600a             | R 600a             | R 600a             | R 600a             | R 600a             |
| Sound power level                           | 41 dB(A)           | 41 dB(A)           | 41 dB(A)           | 41 dB(A)           | 41 dB(A)           | 41 dB(A)           |
| Sound power class                           | C                  | C                  | C                  | C                  | C                  | C                  |
| Connection rating                           | 1.0 A/200 W        | 1.0 A/200 W        | 1.0 A/140 W        | 1.0 A/140 W        | 1.0 A/120 W        | 1.0 A/140 W        |
| Frequency/voltage                           | 50 Hz/220–240V~    | 50 Hz/220–240V~    | 50 Hz/220–240V~    | 50 Hz/220–240V~    | 50 Hz/220–240V~    | 50 Hz/220–240V~    |
| Cooling system                              | static             | static             | static             | static             | static             | static             |
| Defrost                                     | manual             | manual             | manual             | manual             | manual             | manual             |
| Temperature range                           | –14 °C to –26 °C   | –14 °C to –26 °C   | –14 °C to –26 °C   | –14 °C to –26 °C   | –14 °C to –26 °C   | –14 °C to –26 °C   |
| Lid material                                | stainless steel    | steel              | stainless steel    | steel              | stainless steel    | steel              |
| External cabinet finish                     | steel/white        | steel/white        | steel/white        | steel/white        | steel/white        | steel/white        |
| Internal liner material                     | aluminium          | aluminium          | aluminium          | aluminium          | aluminium          | aluminium          |
| Type of control                             | analogue control   | analogue control   | analogue control   | analogue control   | analogue control   | analogue control   |
| Temperature display                         | external analogue  | external analogue  | external analogue  | external analogue  | external analogue  | external analogue  |
| Interior light                              | LED                | LED                | LED                | LED                | LED                | LED                |
| Number of baskets                           | 3                  | 3                  | 2                  | 2                  | 2                  | 2                  |
| Number of baskets, max                      | 6                  | 6                  | 4                  | 4                  | 3                  | 3                  |
| Handle                                      | profiled aluminium | profiled aluminium | profiled aluminium | profiled aluminium | profiled aluminium | profiled aluminium |
| Lock  | fitted             | fitted             | fitted             | fitted             | fitted             | fitted             |
| Insulation                                  | 60 mm              | 60 mm              | 60 mm              | 60 mm              | 60 mm              | 60 mm              |
| Water drain                                 | yes                | yes                | yes                | yes                | yes                | yes                |
| Gross/net weight                            | 84/68 kg           | 83/67 kg           | 73/60 kg           | 73/60 kg           | 56/46 kg           | 56/47 kg           |
| <b>Accessories</b>                          |                    |                    |                    |                    |                    |                    |
| Basket                                      | 7112727            | 7112727            | 7112727            | 7112727            | 7112725            | 7112725            |

<sup>1</sup> You can find the full range of efficiency classes on p.10. As per EU Regulation 2019/2016.

<sup>2</sup> Measured when lighting switched off.

<sup>3</sup> Indicates the ambient temperature at which the appliance can be safely operated.



# The advantages at a glance



The **display illuminated by energy-efficient LEDs** attracts attention to the appliance and its contents. The display panel can be customised and switched in parallel with the interior light. In addition, specific branding attracts attention to a brand or products. A wide variety of colour options is available for the housing and door frame.

**Customised branding options** on the display (FDv), on the housing and door frame attract attention to brands or a company and support sales promotion.

The **NoFrost module** is installed behind the display and enables maximum usage of the interior.



The **high-performance forced-air cooling system** rapidly cools down products and maintains a uniform cooling temperature throughout the interior.



The **tough slimline door handle** is ergonomic, easy to grasp and easy to clean.



The **heavy-duty wire shelves** are plastic-coated and have a loading capacity of up to 50 kg. Easy removal at a door opening angle of 90°.



The **moulded inner liner** made of food-safe polystyrol is odourless, very sturdy and durable. It enables perfect hygiene thanks to the generously radiused, easy-to-clean corners.

The natural and **environmentally friendly refrigerant R 290** is CFC free and, in conjunction with highly efficient compressors, very energy-efficient.



The **highly efficient hot gas defrost system** reduces defrost time to approx. 10 minutes, which distinctly reduces the temperature rise in the appliance. The food quality is preserved for a longer period of time because the products do not have to be removed during the defrost phase and they are not exposed to unnecessary temperature fluctuations.



The **vertical LED lighting to both sides** creates outstanding illumination of the interior and its contents. The incorporated diffusers make the lighting effect pleasant and the bright and clean impression highlights the product branding.



The glass doors with a tough **aluminium frame** have a 90° dwell position allowing easy loading and removal of larger product quantities. At less than 60° the doors close automatically to prevent loss of cold air.



The **triple-pane glass door** reduces energy consumption and condensation on the outside of the door.



The air-deflection baffle, mounted in the lower part of the inner liner, deflects the flow of cold air away from the glass door and thus **prevents condensation forming on the outside of the door**. The improved glass door insulation also helps to reduce condensation formation on the door and thereby facilitates optimum product presentation.



A special **anti-fog film** significantly delays misting on the inside of the door after opening and closing, to consistently ensure optimum visibility for the products stored.

The **digital temperature display** tells the user the exact internal temperature that has been set. The temperature range can be set from -10°C to -25°C using the precision electronic controller.

The **robust lock** prevents unauthorised access.

FDv 4643

# Optimum product presentation for frozen foods

Attractive product presentation is a crucial condition for drawing the customers' attention to products. These modern glass door freezers in an attractive anthracite-aluminium design offer real promotional advantages: The interior is fitted with twin side-mounted, vertical LED lighting to create outstanding illumination inside the cabinet. The glass door has a special anti-fog film treatment which significantly delays misting of its inside surface upon opening, to always allow a clear view of the goods. The new integrated air-deflection baffle, together with improved glass door insulation, prevents water condensation forming on the outside of the door thus guaranteeing good visibility of products at all times.



### Anti-fog film for improved product visibility.

A special anti-fog film significantly delays misting on the inside of the door after opening and closing, to consistently ensure optimum visibility for the products stored.

### Lower energy consumption.

Thanks to the improved glass door insulation, the energy consumption has been reduced. The triple-pane glass contributes considerably to the freezer's excellent energy efficiency.



### No condensation formation.

The air-deflection baffle (FDv 4643 and Fv 3643), mounted in the lower part of the inner liner, deflects the flow of cold air away from the glass door and thus prevents condensation forming on the outside of the door. The improved glass door insulation also helps to reduce condensation formation on the door and thereby facilitates optimum product presentation.



## Upright and counter top display freezers

|  |  |
|--|--|
| <b>Total gross/net volume</b>                                |  |
| <b>Exterior dimensions in mm (w/d/h)</b>                     |  |
| <b>Interior dimensions in mm (w/d/h)</b>                     |  |
| <b>Total display area in m<sup>2</sup> (TDA)<sup>1</sup></b> |  |
| Energy efficiency class <sup>2</sup>                         |  |
| Energy consumption in 365 days <sup>3</sup>                  |  |
| Climate rating / Temperature class                           |  |
| Ambient temperature range <sup>4</sup>                       |  |
| Refrigerant  |  |
| Sound power level  |  |
| Connection rating  |  |
| Frequency/voltage  |  |
| Cooling system   |  |
| Defrost  |  |
| Temperature range  |  |
| External cabinet finish                                      |  |
| Door material  |  |
| Internal liner material                                      |  |
| Type of control  |  |
| Temperature display  |  |
| Interior light   |  |
| Fault: warning signal  |  |
| Adjustable shelves   |  |
| Shelf material   |  |
| Shelf loading  |  |
| Handle   |  |
| Castors  |  |
| Lock   |  |
| Self-closing door  |  |
| Door hinges  |  |
| Insulation   |  |
| Gross/net weight   |  |
| <b>Accessories</b>   |  |
| Baskets, 30 litres   |  |
| Partition grid for 30-litre basket                           |  |
| Scanner rail   |  |
| Shelf, plastic-coated  |  |
| Side-by-Side set left: white/silver                          |  |
| Side-by-Side set right: white/silver                         |  |

| FDv 4643                                | Fv 3643                                 | Fv 913 Premium              | F 913                       |
|---|---|-----------------------------|-----------------------------|
| 461/307 litre                           | 365/231 litre                           | 93/66 litre                 | 93/77 litre                 |
| 670/730/1957                            | 670/730/1659                            | 497/558/816                 | 497/558/816                 |
| 532/568/1275                            | 532/597/969                             | 377/371/611                 | 377/430/611                 |
| 0.73                                    | 0.65                                    | 0.25                        | 0.25                        |
|   |   |                             |                             |
| 1453 kWh                                | 1376 kWh                                | 1007 kWh                    | 842 kWh                     |
| 4/L1                                    | 4/L1                                    | 4/L1                        | 4/L1                        |
| +10 °C to +30 °C                        | +10 °C to +30 °C                        | +10 °C to +30 °C            | +10 °C to +30 °C            |
| R 290                                   | R 290                                   | R 290                       | R 290                       |
| 62 dB(A)                                | 62 dB(A)                                | 60 dB(A)                    | 50 dB(A)                    |
| 4.4 A/530 W                             | 4.4 A/165.08 W                          | 1.5 A/250 W                 | 1.5 A/240 W                 |
| 50 Hz/220–240V~                         | 50 Hz/220–240V~                         | 50 Hz/220–240V~             | 50 Hz/200–240V~             |
| forced-air                              | forced-air                              | forced-air                  | static                      |
| automatic                               | automatic                               | automatic                   | manual                      |
| -10 °C to -25 °C                        | -10 °C to -25 °C                        | -10 °C to -25 °C            | -10 °C to -25 °C            |
| steel/white                             | steel/white                             | steel/silver                | steel/silver                |
| glass                                   | glass                                   | glass door                  | glass door                  |
| commercial grade moulded polystyrol     | commercial grade moulded polystyrol     | steel                       | steel                       |
| electronic controller                   | electronic controller                   | electronic controller       | analogue control            |
| external digital                        | external digital                        | external digital            | internal analogue           |
| LED                                     | LED                                     | LED light column on right   | LED light column on right   |
| visual and audible                      | visual and audible                      | visual and audible          |                             |
| 4                                       | 3                                       | 2                           | 2                           |
| wire shelves plastic-coated             | wire shelves plastic-coated             | wire shelves plastic-coated | wire shelves plastic-coated |
| 50 kg                                   | 50 kg                                   | 30 kg                       | 30 kg                       |
| ergonomic slimline handle               | ergonomic slimline handle               | recessed grip               | recessed grip               |
| 2 fixed rear and 2 swivel front castors | 2 fixed rear and 2 swivel front castors |                             |                             |
| fitted                                  | fitted                                  | fitted                      | fitted                      |
| yes                                     | yes                                     | yes                         | yes                         |
| right, reversible on site               | right, reversible on site               | right, reversible on site   | right, reversible on site   |
| 67 mm                                   | 67 mm                                   | 60 mm                       | 60 mm                       |
| 154/141 kg                              | 136/125 kg                              | 48.9/46.4 kg                | 47.8/45.3 kg                |
| 7111758                                 | 7111758                                 |                             |                             |
| 7111759                                 | 7111759                                 |                             |                             |
| 7443779                                 | 7443779                                 | 7444051                     | 7444051                     |
| 7438722                                 | 7438722                                 | 7113033                     | 7113035                     |
|   |   | 9875023/9875167             | 9875023/9875167             |
|   |   | 9875025/9875197             | 9875025/9875197             |

<sup>1</sup> Measured as per EN 23953.

<sup>2</sup> You can find the full range of efficiency classes on p.10. As per EU Regulation 2019/2018.

<sup>3</sup> Measured when lighting switched off.

<sup>4</sup> Indicates the ambient temperature at which the appliance can be safely operated.

### Section: Chest freezers

#### Scoop ice cream containers

These stainless steel, scoop ice cream containers have a volume of 5 litres, are made to be robust and are particularly easy to clean. They provide perfect hygiene and fit effortlessly in the wire baskets of the Liebherr ice cream chests.



#### Glass canopy

The robust glass canopy made from toughened safety glass protects ice cream from contamination when selling and helps to ensure goods are presented in an attractive manner. The extra deep front of the glass canopy ensures excellent visibility of products and means that customers always have a good view of the wares presented from a range of different angles. The LED interior lights in appliances EFI 3553 and EFI 4853 also contribute to this. Wafer holders, serviettes and any other of the typical ice cream accessories can be conveniently placed on the flat shelf area.



#### Partition grid

The partition grids for baskets support product presentation and allow flexible organisation of the interior.



#### Basket for scoop-ice containers

The sturdy wire baskets for scoop-ice containers are specially configured for the EFI/EFE chest freezers. Containers can be optimally arranged in the wire baskets so that ice-cream is perfectly presented and conveniently set out for selling by the scoop.



#### Suspended baskets

Products can be presented in a clearly sorted arrangement with the suspended baskets.



#### Cylinder lock for foamed lid

A lid lock can be installed on all models to secure the contents of the chest appliance. Cylinder lock for foamed lid suitable for all EFE models.




#### Cylinder lock for glass sliding lid

A lid lock can be installed on all models to secure the contents of the chest appliance. Cylinder lock for glass sliding lid suitable for all EFI and EFE models.



#### External thermostat dial

On the standard configuration, the thermostat is hidden to avoid tampering. This optional external thermostat dial allows easier temperature adjustment without the use of tools. This might be useful where freezers are not accessible by the public.



#### Scanner rail

On the practical scanner rail, you can attach price tags, scan codes or individual advertising messages and read them off easily, giving you a quick view of everything you need.

### Section: Freezers for sales promotion

#### Basket

These heavy-duty baskets have capacities of 30 litres.



#### Partition grid for baskets

The partition grids for baskets support optimum product presentation and allow flexible organisation of the interior.



#### Scanner rail

Price tags and scan codes can easily be displayed using the practical scanner rail. Easy to attach to the front of the grid shelves! The scanner rail inserts can also be used for branding purposes where several brands are on display.



#### Shelves

The plastic-coated grid shelves are height-adjustable and allow variable use of the interior for different frozen products. The close-mesh grid shelves have an extremely high loading capacity and ensure secure positioning of the products.



#### Set of connection elements

Countertop fridges and freezers can be placed on top of one another so as to make the best use of the available space.





### Our catalogue program

Liebherr commercial appliances can be found at specialist retailers where providing first-class service and expert advice is their top priority.

You will find an overview of other Liebherr appliances in our catalogues. Available in stores or on [home.liebherr.com](http://home.liebherr.com).



#### **BIM data available** with immediate effect

The cooperation between Liebherr-Hausgeräte and Specifi® gives planners and dealers worldwide access to a digital Liebherr-Hausgeräte library with BIM models for the Food Service and Scientific areas. Compatible with AutoCAD® and Revit. [home.liebherr.com/bimdata](http://home.liebherr.com/bimdata)



[home.liebherr.com](http://home.liebherr.com)



Subject to modification. Current data see [home.liebherr.com](http://home.liebherr.com).  
Printed in Germany Eberl & Kösel FinePrints. 7900 787-02/04.2021