

Freestanding Refrigeration 2018



LIEBHERR

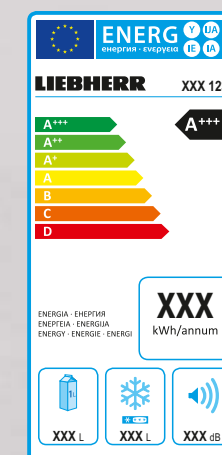
Quality, Design and Innovation



Some models are only available in specific territories or are Special Customer Order only.

Contents

Liebherr Corporate Group	04
Quality, Design and Innovation	06
BluPerformance	14
Food storage centres	20
Side-by-Side fridge-freezers	24
Frenchdoor fridge-freezers	30
Fridge-freezers	34
Fridges	68
Freezers	90
Wine Cabinets	114
Accessories	130



Extremely low energy consumption

Liebherr has always been committed to energy efficiency, which plays a key role from the design stage onward.

Precision electronic controllers combined with optimised refrigeration components, highly insulating materials and very efficient compressors ensure that our appliances provide excellent energy efficiency.

Once again, Liebherr is leading the way with its current range of refrigerators and freezers, offering an attractive selection of appliances in energy efficiency classes A+ to A+++/-20%.

Global Success: Liebherr Corporate Group

Liebherr is a third-generation, family-owned company founded by Dr. Hans Liebherr in 1949 with the creation of the first ever mobile crane. With over 60 years of success, Liebherr has become synonymous with the equipment needed to build homes and businesses, as well as the appliances within them. One of the world's largest manufacturers of construction machinery, Liebherr has expanded to eleven divisions with a wide array of product ranges, including earth moving equipment, mining, tower and maritime cranes, aerospace and transportation systems, and hotels. The company currently employs over 42,000 persons in more than 130 companies in over 50 countries worldwide. Liebherr Appliances is Europe's largest privately owned manufacturer of fridges and freezers for residential and commercial use, with an annual production of more than 2.1 million units.



Construction



Aerospace and Transportation Systems



Mining



Cranes



Liebherr Appliances facility in Ochsenhausen, Germany



Liebherr Appliances facility in Lienz, Austria

Quality

For more than 60 years Liebherr has specialised in the manufacture of high quality, innovative fridges and freezers. From the initial stages of product design, and continuing through development, production and marketing, Liebherr focuses on manufacturing innovative products of the highest quality with timeless and elegant design. We consistently implement new ideas and improved technology to ensure optimum food storage and quality.

Discernible quality: BioFresh

BioFresh technology offers tangible, long-lasting freshness. Many foods will retain their healthy nutrients, such as vitamins and minerals, significantly longer in a BioFresh compartment (with a temperature close to 0°C and controlled humidity conditions) than in a traditional fridge compartment.

Professional quality

As a refrigeration appliance specialist, Liebherr offers a wide range of professional appliances for commercial use. In the professional sector, the most stringent demands must be met in terms of food safety and freshness. The expertise that we have built up through decades of experience in the commercial sector can be enjoyed on a daily basis as you use your contemporary Liebherr appliance.

Tested quality

So that you can rely on your refrigeration appliance 24 hours a day, 365 days a year, we test every component for its long-term reliability, right from the design stage. For example, before a component such as a door hinge finds its way into production, it will first have to undergo 100.000 opening/closing cycles, which corresponds to more than 15 years of use.

Proven quality

Before packaging, every single appliance goes through a comprehensive quality inspection. This procedure tests all refrigeration technology, and all mechanical and electronic components. In addition, a visual inspection to confirm quality of workmanship also takes place.

Guaranteed quality

We provide a two-year warranty that covers all parts and labour costs to repair or replace any part of the appliance that proves to be defective in materials or workmanship and also a ten year parts availability.

VCC compressor

Modern speed-controlled VCC compressors deliver perfect refrigeration performance and ensure that appliances benefit from optimum energy efficiency and cost effectiveness. They operate extremely quietly.





Design

Characterised by elegant and timeless design, Liebherr's fridges and freezers fulfil and surpass the highest aesthetic demands. Extensive detailing – as seen in the superb stainless steel craftsmanship, the choice of high quality materials, the stylish interior fittings, and the practical GlassLine door interior – is typical in our appliances and reveals their design quality.

Design for every kitchen space

So you can enjoy a lifetime of pleasure owning your Liebherr appliance, and find the perfect appliance for you, we offer a wide range of designs e.g. models in classic stainless steel, elegant BlackSteel or with stylish glass fronts, all of which blend harmoniously into modern kitchens and living spaces.

Practical design for daily use

At Liebherr, design and functionality go hand-in-hand. For example: to prevent finger marks on our stainless steel doors, we finish them with a SmartSteel surface; and, to make door opening easy and convenient, our ergonomically designed handles house an integrated opening mechanism; not to mention that, all GlassLine shelves are dishwasher safe.

Lighting design

Liebherr's fridges and freezers are fitted with modern LED lighting. Upon opening the appliance door, the interior becomes evenly illuminated. LEDs are long-life, energy efficient and generate hardly any heat. We take meticulous care to install specially selected LEDs in order to achieve a harmonious, slightly bluish tinted lighting effect.

Award-winning design

The superb design-quality of our appliances has seen them honoured with many prestigious, international design awards from the likes of Plus X Award, reddot, iF product design and Good Design.



GERMAN
DESIGN
AWARD
WINNER
2018



DESIGN
AWARD
2018



Innovation

Liebherr was first to implement lots of ideas that are now standard features in today's fridges and freezers. For example: fully enclosed FrostSafe freezer drawers that prevent loss of chilled air when the appliance is opened; patented BioFresh technology; and convenient, SoftSystem cushioned door closure.

Innovative ideas

We place great importance on the continual ongoing development of our products. Therefore, at all of our production sites, we have state-of-the-art design centres with highly skilled employees. Our goal is to be 'Best in Class' in every respect. For example, Liebherr's current appliances are super-economical in terms of energy consumption thanks to the incorporation of advanced electronics and optimised refrigeration design.

Efficiency in our range

A large proportion of our appliances fall into the highest efficiency classes. We aim to produce energy-saving appliances that do not compromise on convenience. Many of our current appliances are as much as 20% more economical than the threshold value required for the A+++ class.

Innovation for even greater freshness

The latest fridges and freezers offer the ideal climate zone for almost every type of food. So, in addition to the classic refrigerator compartment, Liebherr offers: the BioCool box: a fruit and vegetable compartment in which humidity can be regulated; BioFresh drawers, in which meat, fish, dairy products, and fruit/vegetables all find their ideal storage climate; and a NoFrost freezer compartment that offers professional quality freezing.

Innovative in every detail

It couldn't be easier to set and adjust appliances with touch screen operation. The Glassline storage shelves can be adjustably positioned for tailored use of the interior space. Drinks storage is provided in the door interior and, depending on the model, a bottle rack or versatile bottle shelf offer additional practical storage solutions.



1954

Liebherr home appliances founded in Germany



1966

Introduction of FrostSafe system



1971

First electronic control



1987

NoFrost Technology eliminating the need to defrost



1993

Conversion to CFC / HFC-free equipment program



1996

Patented BioFresh technology - system for extended storage-life



2004

Innovative LED lighting for energy efficient illumination



2006

Vinidor with adjustable temperature zones



2008

SoftSystem for gentle door closure



2009

SmartSteel finish reduces the visibility of finger prints



2010

DuoCooling for superior performance and efficiency



2013

Super thrifty Built-in appliances



2015

Under-worktop TipOpen appliance for seamless integration



2016

BluPerformance: A new dimension in freshness



2018

SmartDevice - Smart food management





Flexible accessories for your fridge.

Discover the versatility of the original Liebherr range of accessories for your fridge – and make your daily life a bit easier.



Organisational systems

Set up your fridge just like you want it: In addition to the VarioSafe and the VarioBoxes, we also offer optimal organisation with the variable egg tray and the FlexSystem. Thanks to our bottle shelves and the clip labelling system for your wine inventory, you can also keep track of your beverages.



Useful help of all kinds

Our butter dish offers space for a wide variety of butter sizes and fits perfectly into all shelves. The easy-to-fill ice cube tray is just as practical. Saving energy made easy: With the Vario energy-saving panel, you can reduce the energy consumption of your NoFrost freezer by up to 50%.



Consumable accessories

Your fridge includes items that are to be replaced on a regular basis for optimal performance. Water and activated carbon filters can be conveniently purchased in stores or from the Liebherr online shop.

BLU
Performance

BluPerformance – A new dimension in refrigeration design

High quality materials, meticulous workmanship in every detail, and easy-to-use/precise touch-electronics define the new BluPerformance range. The compact integration of refrigeration technology into the appliance plinth and the use of precision electronic controls has enabled even greater energy efficiency, provided more usable volume, and improved freezer compartment ergonomics. BioFresh and BioCool ensure lasting freshness quality for stored foods. In addition, these models are quieter than ever so as to not to disturb your living environment.

With elegant and timeless design, these appliances are a highlight in any kitchen and are guaranteed to be a daily pleasure to use and enjoy for many years to come.



Multifunction touch control

In the touch-electronic BluPerformance appliances all functions can be easily and conveniently set by gently touching the screen. The high-resolution 7" colour display enables individual settings. Preset programs such as: 'EnergySaver', 'MaxPerformance', 'Party' or 'Holiday' assist in achieving optimum food storage.

Day-to-Day

The Day-to-Day program is aimed at meeting everyday requirements. It offers optimum refrigeration performance and efficiency using standard temperature settings in the fridge and freezer compartments.

EnergySaver

The EnergySaver program lowers energy consumption further, beyond standard settings. To save energy, the temperature in the fridge and freezer compartments is slightly raised. The touch-electronic displays useful energy saving tips to help you further reduce electricity costs.

Party

The Party program is ideal when preparing for celebrations: SuperCool and SuperFrost are activated for the short-term storage and chilling of larger quantities of food. The BottleTimer allows rapid chilling of drinks. Appliances with an IceMaker can increase ice cube production.

MaxPerformance

The MaxPerformance program allows the appliance to deliver its highest refrigeration performance. It selects lower temperature settings for the fridge and freezer compartments.

Holiday

The Holiday program minimises energy consumption during extended absences from the home. The fridge compartment is set to +15°C, and the freezer compartment to -18°C.





Freshness has a name: BioFresh

With BioFresh technology food keeps fresh for much longer. When stored at a temperature close to 0°C and at the correct humidity level, many foods retain their nutrients, such as vitamins and minerals, for far longer than in a conventional fridge compartment. With the adjustable temperature range of 0°C and -2°C BioFresh-Plus offers even more flexibility. The BioFresh-Plus safe includes a versatile Fish & Seafood Box. In it, your fish and seafood are kept fresh for significantly longer in their optimal temperature range of -2°C.

Vitamins for a healthy diet

It goes without saying that it is extremely important for newly purchased and freshly harvested foods to be stored properly so that their nutrients are preserved for longer. The shelf life and freshness of most fruit and vegetables can be significantly extended by storing them in a fridge, particularly in a BioFresh compartment. Surprisingly, the vitamin content of fruit and vegetables has been found to increase during storage in a BioFresh compartment.

The perfect climate

With high humidity, the HydroSafe offers a perfect storage climate for fruit and vegetables. The drier conditions in the DrySafe are ideal for storing of meat, fish and dairy products. The moist HydroSafe climate can be changed to a dry DrySafe climate using the humidity slide control.



Find out more about BioFresh:
biofresh.liebherr.com

Food storage centres



SBSes 8473

Quality in every detail



LED

Maintenance-free and energy efficient: long-life **LEDs** provide perfect illumination of the interior. LEDs emit very little heat, which ensures that fresh food is always optimally stored. The sophisticated integrated lighting design ensures maximum use of the interior space (it does not detract from the appliance's net capacity).



Smart Steel

SmartSteel significantly reduces the visibility of fingerprints. The high-quality stainless steel finish makes SmartSteel surfaces particularly easy-to-clean and far more scratch-resistant.



Soft System

The integrated **SoftSystem** mechanism cushions door closure even when the door shelves are fully stocked; it ensures gentle closing and prevents bottles, jars and packets or food from falling out of the door.



Bio Fresh

BioFresh guarantees the perfect climate for extra long freshness. A temperature slightly above 0°C and ideal air humidity maintain the delicate aroma and appetising appearance of fruit and vegetables, meat, fish and milk products significantly longer than in a standard fridge.

BioFresh-Plus offers even more flexibility for the individual storage of food. The adjustable temperature range of 0°C and -2°C keeps various food, such as fruit, vegetables, fish and seafood, as well as meat and dairy products, fresh for significantly longer than in a conventional refrigeration compartment. The BioFresh-Plus safe includes a versatile **Fish & Seafood Box**.



Bio Fresh-Plus



No Frost

The **NoFrost** system provides rapid, fan-assisted, frost-free freezing for the safe, long-term storage of food. The NoFrost technology creates a much larger storage capacity and keeps the freezer constantly frostfree.



Find out more about NoFrost: nofrost.liebherr.com



Ice Maker

The **IceMaker** provides you with perfect ice cubes for every occasion. Whether for a cool drink or a big party - there will always be enough ice cubes. The IceMaker, which you can switch off at any time, automatically keeps your supplies topped up.

The features shown are model dependent; the description applies to the relevant model.



SBSes 8486

Side-by-Side fridge-freezer



SBSes 8486
PremiumPlus

Bio Fresh-Plus
No Frost
A++
Ice Maker
Wine
Soft System
Soft Telescopic
Smart Steel

Energy efficiency class: A++ ¹
Energy consumption year / 24 hrs: 320 / 0.874 kWh ¹
Max. Bordeaux bottles 0.75 l: 48
Total net capacity: 645 litre (Fridge: 519 litre including BioFresh compartment: 132 litre including wine compartment: 153 litre / Freezer compartment: 126 litre)
Noise output: 38 dB(A)
Climate rating: SN-T (+10°C to +43°C)
Door/side walls: Stainless steel with SmartSteel / Stainless steel with SmartSteel
Exterior dimensions in cm (h/w/d): 185.2 / 121 / 66.5 ¹

Controls

- 2.4" TFT-colour display behind-the-door, touch electronic
- Digital temperature display for fridge, BioFresh, wine and freezer compartments
- Automatic SuperCool (time restricted)
- Automatic SuperFrost, quantity-controlled
- Warning signal in case of fault: visual and acoustic
- Door alarm: visual and acoustic
- Child lock

Fridge and BioFresh compartments

- PowerCooling
- Premium GlassLine storage shelf with bottle holder, VarioBoxes, Egg tray
- 4 GlassLine storage shelves, of which one is divided into two parts
- VarioSafe
- Variable bottle shelf
- LED ceiling lighting with dimmer function
- LED BioFresh lighting
- LED rear wall lighting
- BioFresh-Plus with Fish & Seafood-Box
- 3 BioFresh-Safes with SoftTelescopic, of which 2 can be set variably to HydroSafe or DrySafe

Freezer compartment ********

- 5 drawers, of which 2 set on roller tracks
- IceMaker with fixed 3/4" water connection
- Ice cube production in 24 hrs: 1.2 kg
- Ice cube reservoir 1.8 kg
- LED lighting
- Temperature rise time: 24 h
- Freezing capacity in 24 hrs: 16 kg
- 2 Cold storage accumulators
- Safety glass fittings

Wine compartment

- 2 separately controllable temperature zones, which can be regulated between +5°C to +20°C
- Tinted insulated glass door with UV protection
- Convection cooling, fresh air supply via FreshAir activated charcoal filter
- Humidity regulation via adjustable fan
- Beech wood fittings
- 4 shelves, of which 4 on telescopic rails and 2 foldable
- Partially-foldable wooden shelf on telescopic rails
- LED lighting permanently on, dimmable

Key features

- HardLine
- Aluminium handles with integrated opening mechanism
- Versatile installation due to front ventilation
- Transport handles, front and at back
- Height-adjustable castors at back
- Transport castors at back
- Door hinge left fixed/right fixed
- Replaceable door seal
- Concealed hinge with restricted opening

Special accessories (from page 130)

- 02, 04, 06, 08, 09, 11, 16, 27

¹ To achieve the indicated energy consumption level, the wall spacers provided with the appliance must be used. These increase the appliance depth by approximately 1.5 cm. If the wall spacers are not used, the appliance will remain fully functional, but will have a slightly higher energy consumption level. You can find the full range of efficiency classes at page 3. According to (EU) 2017/1369 6a.

Side-by-Side fridge-freezers



SBSbs 8673 Premium



Energy efficiency class: $\langle A^{+++}/A^{+++} \rangle^1$

Energy consumption year / 24 hrs: 255 / 0.696 kWh¹

Total net capacity: 629 litre (Fridge: 367 litre including BioFresh compartment: 133 litre / Freezer compartment: 262 litre)

Noise output: 38 dB(A)

Climate rating: SN-T (+10°C to +43°C)

Door / side walls: BlackSteel with SmartSteel / BlackSteel with SmartSteel

Exterior dimensions in cm (h / w / d): 185 / 121 / 66.5¹

Controls

- 2.4" TFT-colour display behind-the-door, touch electronic
- Digital temperature display for fridge, BioFresh and freezer compartments
- Automatic SuperCool (time restricted)
- Automatic SuperFrost, quantity-controlled
- Warning signal in case of fault: visual and acoustic
- Door alarm: visual and acoustic

Fridge and BioFresh compartments

- PowerCooling with FreshAir activated charcoal filter
- Premium GlassLine storage shelf with bottle holder, VarioBoxes, Egg tray
- 4 GlassLine storage shelves, of which one is divided into two parts
- VarioSafe
- Variable bottle shelf
- LED ceiling lighting with dimmer function
- LED BioFresh lighting
- LED rear wall lighting
- 3 BioFresh-Safes with SoftTelescopic, of which 2 can be set variably to HydroSafe or DrySafe

Freezer compartment $\langle \text{***} \rangle$

- 9 drawers, of which 6 set on roller tracks, VarioSpace
- IceMaker with fixed 3/4" water connection
- Ice cube production in 24 hrs: 0.8 kg
- Ice cube reservoir 0.8 kg
- LED lighting
- Temperature rise time: 20 h
- Freezing capacity in 24 hrs: 18 kg
- 2 Cold storage accumulators
- Safety glass fittings

Key features

- HardLine
- Aluminium handles with integrated opening mechanism
- Versatile installation due to front ventilation
- Transport handles, front and at back
- Height-adjustable castors at back
- Height-adjustable feet at front, transport castors at back
- Door hinge left fixed/right fixed
- Replaceable door seal
- Concealed hinge with restricted opening

Special accessories (from page 130)

- 01, 02, 04, 06, 08, 09, 11, 24, 27

SBSes 8663 Premium



Energy efficiency class: $\langle A^{+++}/A^{+++} \rangle^1$

Energy consumption year / 24 hrs: 258 / 0.702 kWh¹

Total net capacity: 635 litre (Fridge: 367 litre including BioFresh compartment: 133 litre / Freezer compartment: 268 litre)

Noise output: 38 dB(A)

Climate rating: SN-T (+10°C to +43°C)

Door / side walls: Stainless steel with SmartSteel / Stainless steel with SmartSteel

Exterior dimensions in cm (h / w / d): 185 / 121 / 66.5¹

Controls

- 2.4" TFT-colour display behind-the-door, touch electronic
- Digital temperature display for fridge, BioFresh and freezer compartments
- Automatic SuperCool (time restricted)
- Automatic SuperFrost, quantity-controlled
- Warning signal in case of fault: visual and acoustic
- Door alarm: visual and acoustic

Fridge and BioFresh compartments

- PowerCooling with FreshAir activated charcoal filter
- Premium GlassLine storage shelf with bottle holder, VarioBoxes, Egg tray
- 4 GlassLine storage shelves, of which one is divided into two parts
- VarioSafe
- Variable bottle shelf
- LED ceiling lighting with dimmer function
- LED BioFresh lighting
- LED rear wall lighting
- 3 BioFresh-Safes with SoftTelescopic, of which 2 can be set variably to HydroSafe or DrySafe

Freezer compartment $\langle \text{***} \rangle$

- 8 drawers, of which 7 set on roller tracks, VarioSpace
- LED lighting
- Temperature rise time: 20 h
- Freezing capacity in 24 hrs: 18 kg
- 2 Cold storage accumulators
- Safety glass fittings

Key features

- HardLine
- Aluminium handles with integrated opening mechanism
- Versatile installation due to front ventilation
- Transport handles at back
- Height-adjustable castors at back
- Height-adjustable feet at front, transport castors at back
- Door hinge left fixed/right fixed
- Replaceable door seal
- Concealed hinge with restricted opening

Special accessories (from page 130)

- 01, 02, 04, 06, 08, 09, 24, 27

¹ To achieve the indicated energy consumption level, the wall spacers provided with the appliance must be used. These increase the appliance depth by approximately 1.5 cm. If the wall spacers are not used, the appliance will remain fully functional, but will have a slightly higher energy consumption level.

You can find the full range of efficiency classes at page 3. According to (EU) 2017/1369 6a.

Side-by-Side fridge-freezers



SBSes 8473 Premium



Energy efficiency class: **A+++**¹

Energy consumption year / 24 hrs: 251 / 0.686 kWh¹

Total net capacity: 688 litre (Fridge: 562 litre including BioFresh compartment: 172 litre / Freezer compartment: 126 litre)

Noise output: 37 dB(A)

Climate rating: SN-T (+10°C to +43°C)

Door / side walls: Stainless steel with SmartSteel / Stainless steel with SmartSteel

Exterior dimensions in cm (h / w / d): 185.2 / 121 / 66.5¹

Controls

- 2.4" TFT-colour display behind-the-door, touch electronic
- Digital temperature display for fridge, BioFresh and freezer compartments
- Automatic SuperCool (time restricted)
- Automatic SuperFrost, quantity-controlled
- Warning signal in case of fault: visual and acoustic
- Door alarm: visual and acoustic

Fridge and BioFresh compartments

- PowerCooling with FreshAir activated charcoal filter
- Premium GlassLine storage shelf with bottle holder, VarioBoxes, Egg tray
- 5 GlassLine storage shelves, of which 1 is divided into two parts
- 2 GlassLine shelves in the BioFresh compartment
- VarioSafe
- Bottle shelf
- LED ceiling lighting with dimmer function
- 2 BioFresh-Safes with SoftTelescopic set variably to either HydroSafe or DrySafe
- 2 BioCool-Boxes on telescopic rails

Freezer compartment *********

- 5 drawers, of which 2 set on roller tracks, VarioSpace
- IceMaker with fixed 3/4" water connection
- Ice cube production in 24 hrs: 1.2 kg
- Ice cube reservoir 1.8 kg
- LED lighting
- Temperature rise time: 24 h
- Freezing capacity in 24 hrs: 16 kg
- 2 Cold storage accumulators
- Safety glass fittings

Key features

- HardLine
- Aluminium handles with integrated opening mechanism
- Versatile installation due to front ventilation
- Transport handles, front and at back
- Height-adjustable castors at back
- Height-adjustable feet at front, transport castors at back
- Door hinge left fixed/right fixed
- Replaceable door seal
- Concealed hinge with restricted opening

Special accessories (from page 130)

- 01, 02, 04, 06, 07, 08, 09, 11, 27

SBSeF 7242 Comfort



Energy efficiency class: **A++**¹

Energy consumption year / 24 hrs: 359 / 0.982 kWh¹

Total net capacity: 634 litre (Fridge: 381 litre / Freezer compartment: 253 litre)

Noise output: 43 dB(A)

Climate rating: SN-T (+10°C to +43°C)

Door / side walls: Stainless steel with SmartSteel / silver

Exterior dimensions in cm (h / w / d): 185.2 / 121 / 63¹

Controls

- MagicEye behind-the-door, touch electronic
- Digital temperature display for fridge and freezer compartments
- Automatic SuperCool
- Automatic SuperFrost, time-controlled
- Warning signal in case of fault: visual and acoustic
- Door alarm: acoustic

Fridge compartment

- PowerCooling
- Comfort GlassLine storage shelf with bottle holder, Egg tray
- 7 GlassLine storage shelves, of which one is divided into two parts
- LED ceiling lighting
- 2 fruit and vegetable drawers on telescopic rails

Freezer compartment *********

- 8 drawers, of which 1 herb and berry tray, VarioSpace
- Temperature rise time: 20 h
- Freezing capacity in 24 hrs: 20 kg
- Safety glass fittings

Key features

- HardLine
- Aluminium handles with integrated opening mechanism
- Versatile installation due to front ventilation
- Transport handles at back
- Height-adjustable castors at back
- Height-adjustable feet at front, transport castors at back
- Door hinge left fixed/right fixed
- Replaceable door seal

Special accessories (from page 130)

- 01, 02, 04, 08, 09, 10, 24

¹ To achieve the indicated energy consumption level, the wall spacers provided with the appliance must be used. These increase the appliance depth by approximately 3.5 cm and 1.5 cm at BluPerformance-appliances. If the wall spacers are not used, the appliance will remain fully functional, but will have a slightly higher energy consumption level.

You can find the full range of efficiency classes at page 3. According to (EU) 2017/1369 6a.

Quality in every detail



The elegant **MagicEye control system** with the innovative, user-friendly Touch-electronic feature ensures that the temperature in the fridge compartment and freezer compartment is kept to the selected temperature. All the functions can be simply and conveniently operated at the touch of a finger.



Bio Fresh

Both **BioFresh drawers** are mounted on **telescopic rails** which extend effortlessly providing a full view of your food, which is easily accessible. The lateral **LED lights** ensure perfect illumination of the drawers. The versatile glass/bottle shelves can be used depending on your personal preference.



No Frost

Ice Maker

The **IceMaker** with fixed water connection provides you with a constant supply of ice cubes for every occasion. An integrated **water filter** ensures optimum water quality at all times. The electronic display indicates when the water filter needs replacing. The **NoFrost** technology keeps the freezer constantly frostfree.



LED

The interior features **LED light columns** integrated on either side of the compartment liner, ensuring that the interior is evenly bathed in light to create a unique and dramatic effect within the appliance. The elegant, high quality **GlassLine** interior is adaptable to suit individual requirements.





CBNes 6256
PremiumPlus



Energy efficiency class: $\langle A^+ \rangle$

Energy consumption year/24 hrs: 322/0.881 kWh

Total net capacity: 471 litre (Fridge: 357 litre including BioFresh compartment: 68 litre/Freezer compartment: 114 litre)

Noise output: 43 dB(A)

Climate rating: SN-T (+10°C to +43°C)

Door/side walls: Stainless steel/stainless steel

Exterior dimensions in cm (h/w/d): 203.9/91/61.5

Controls

- MagicEye behind-the-door, touch electronic
- Digital temperature display for fridge and freezer compartments
- Automatic SuperCool
- Automatic SuperFrost, quantity-controlled
- Warning signal in case of fault: visual and acoustic
- Door alarm: acoustic

Fridge and BioFresh compartments

- PowerCooling
- Premium GlassLine storage shelf with bottle holder
- 3 GlassLine storage shelves
- Variable use bottle trays
- LED light column on both sides and LED ceiling lighting
- LED BioFresh lighting
- 2 BioFresh-Safes on telescopic rails set variably to either HydroSafe or DrySafe

Freezer compartment **★★★★**

- 2 drawers on telescopic rails, self-retracting
- IceMaker with fixed 3/4" water connection
- Ice cube production in 24 hrs: 1.3 kg
- Ice cube reservoir 2.7 kg
- LED lighting
- Temperature rise time: 45 h
- Freezing capacity in 24 hrs: 11 kg

Key features

- HardLine
- Aluminium handles
- Front ventilation
- Transport handles at back
- Height-adjustable castors at back
- Height-adjustable feet at front, transport castors at back
- Door hinge left fixed/right fixed
- Replaceable door seal
- Concealed hinge with restricted opening

Special accessories (from page 130)

- 07, 08, 09, 13, 14

CBNbe 6256
PremiumPlus



Energy efficiency class: $\langle A^+ \rangle$

Energy consumption year/24 hrs: 322/0.881 kWh

Total net capacity: 471 litre (Fridge: 357 litre including BioFresh compartment: 68 litre/Freezer compartment: 114 litre)

Noise output: 43 dB(A)

Climate rating: SN-T (+10°C to +43°C)

Door/side walls: beige/beige

Exterior dimensions in cm (h/w/d): 203.9/91/61.5

Controls

- MagicEye behind-the-door, touch electronic
- Digital temperature display for fridge and freezer compartments
- Automatic SuperCool
- Automatic SuperFrost, quantity-controlled
- Warning signal in case of fault: visual and acoustic
- Door alarm: acoustic

Fridge and BioFresh compartments

- PowerCooling
- Premium GlassLine storage shelf with bottle holder
- 3 GlassLine storage shelves
- Variable use bottle trays
- LED light column on both sides and LED ceiling lighting
- LED BioFresh lighting
- 2 BioFresh-Safes on telescopic rails set variably to either HydroSafe or DrySafe

Freezer compartment **★★★★**

- 2 drawers on telescopic rails, self-retracting
- IceMaker with fixed 3/4" water connection
- Ice cube production in 24 hrs: 1.3 kg
- Ice cube reservoir 2.7 kg
- LED lighting
- Temperature rise time: 45 h
- Freezing capacity in 24 hrs: 11 kg

Key features

- HardLine
- Aluminium handles
- Transport handles at back
- Height-adjustable castors at back
- Height-adjustable feet at front, transport castors at back
- Door hinge left fixed/right fixed
- Replaceable door seal
- Concealed hinge with restricted opening

Special accessories (from page 130)

- 07, 08, 09, 11

Fridge-freezers




CBNPes 4878



Our fridge-freezers: an overview

Liebherr's extensive range of fridge-freezers offers the ideal solution for almost everyone - whatever your demands and needs are. Our fridge-freezers offer innovative features such as BioFresh or BioCool and NoFrost or SmartFrost. Once you have made your preferred choice, all of our appliances are available with a variety of fittings and come in various sizes and colours.



Bio Fresh

In the BioFresh compartments food retains its healthy vitamins, aroma and appetising appearance significantly longer than in a conventional fridge. Through its advanced technology the temperature is accurately kept at just above 0°C.

Bio Fresh-Plus

BioFresh-Plus offers even more flexibility for the individual storage of food. The adjustable temperature range of 0°C and -2°C keeps various food, such as fruit, vegetables, fish and seafood, as well as meat and dairy products, fresh for significantly longer than in a conventional refrigeration compartment.

Bio Cool

The BioCool-Box allows regulation of the humidity level within the fridge compartment so that food keeps fresh for longer. It is convenient-to-use and it ensures that stored food is clear visibility.

No Frost

The NoFrost system from Liebherr provides rapid, fan-assisted, frost-free freezing for the safe, long-term storage of food. The NoFrost technology creates a much larger storage capacity and keeps the freezer constantly frost-free to make defrosting a thing of the past.

Smart Frost

With the SmartFrost technology, ice build-up is greatly reduced. This makes defrosting rarely necessary. The interior walls of the freezer compartment are smooth and easy to clean.

Quality in every detail



No Frost

The **NoFrost** system from Liebherr provides rapid, fan-assisted, frost-free freezing for the safe, long-term storage of food. The NoFrost technology creates a much larger storage capacity and keeps the freezer constantly frost-free.



Find out more about NoFrost:
nofrost.liebherr.com



Smart Frost

With the **SmartFrost** technology, ice build-up is greatly reduced. This makes defrosting rarely necessary. The interior walls of the freezer compartment are smooth and easy to clean. Freezer drawers and glass shelves made of safety glass can be removed easily.



Bio Fresh

BioFresh guarantees the perfect climate for extra long freshness. A temperature slightly above 0°C and ideal air humidity maintain the delicate aroma and appetising appearance of fruit and vegetables, meat, fish and milk products significantly longer than in a standard fridge.

BioFresh-Plus offers even more flexibility for the individual storage of food. The adjustable temperature range of 0°C and -2°C keeps various food, such as fruit, vegetables, fish and seafood, as well as meat and dairy products, fresh for significantly longer than in a conventional refrigeration compartment. The BioFresh-Plus safe includes a versatile **Fish & Seafood Box**.



Bio Fresh-Plus



Ice Maker

If the quality of the mains water is poor or there is no plumbed-in connection, the CNPes 4868 offers the **IceMaker with a water tank** supply. With a 1.2 l capacity and a practical handle, this can be easily removed and filled.



LED

Maintenance-free and energy efficient: long-life **LEDs** provide perfect illumination of the interior. LEDs emit very little heat, which ensures that fresh food is always optimally stored. The sophisticated integrated lighting design ensures maximum use of the interior space (it does not detract from the net capacity).



Bio Cool

The **BioCool-Box** allows regulation of the humidity level within the refrigerator compartment so that food keeps fresh for longer. The BioCool-Box is positioned on smooth-running roller tracks; it is convenient-to-use and it ensures that stored food is clear visibility. The humidity level in the BioCool-Box is regulated using a slide control.

The features shown are model dependent; the description applies to the relevant model.

Quality in every detail

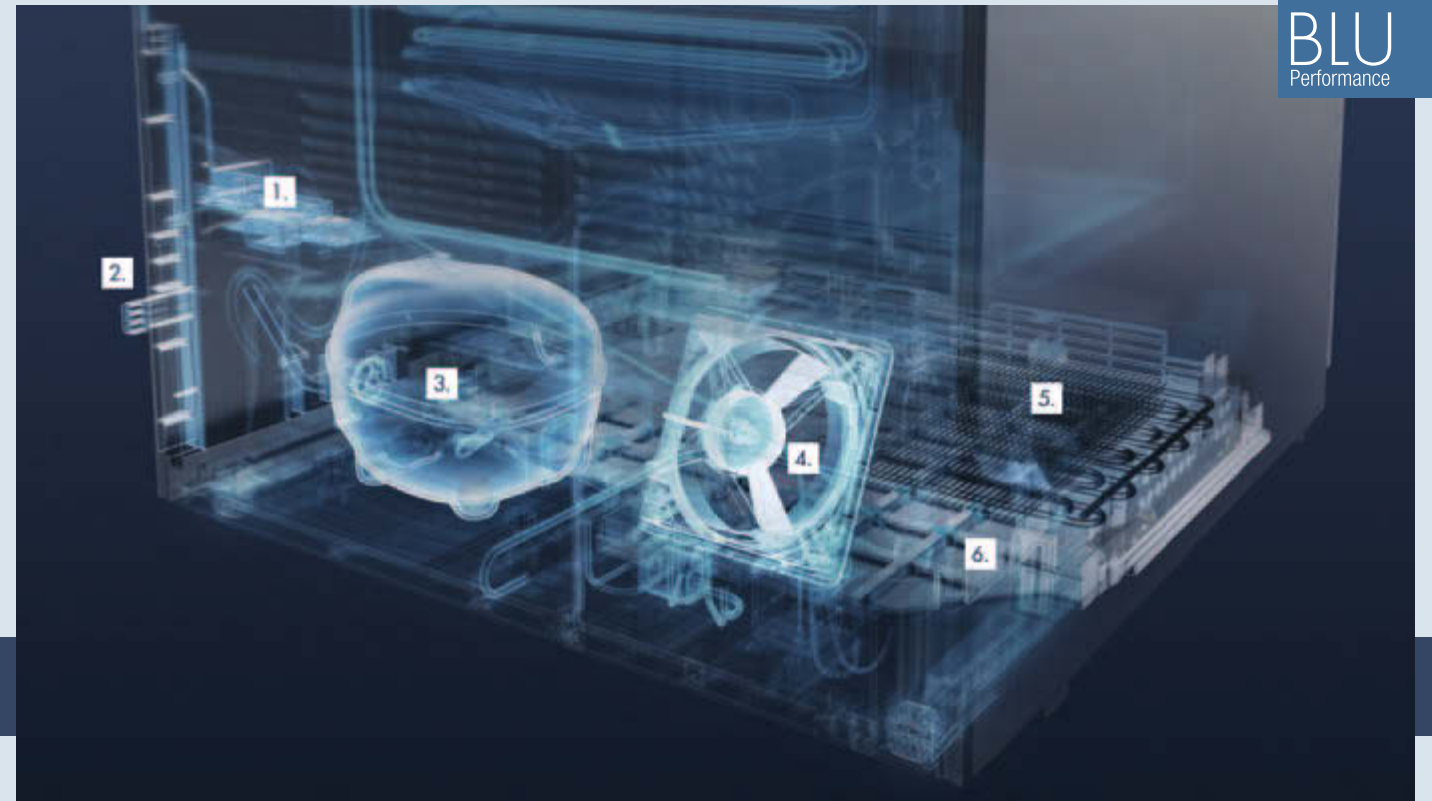


The sturdy **handle with** its refined, premium-quality appearance and **an integrated opening mechanism** ensures easy and effortless opening of the door. The handle perfectly complements the HardLine door design, and is made from anodised aluminium or white plastic. It can be easily repositioned if the hinge side of the door is changed.



Duo Cooling

Accurate and independent temperature control of the fridge and freezer compartments is facilitated by **DuoCooling**: two separately adjustable cooling circuits. There is no air exchange between the fridge and freezer compartment, so that odours cannot be transferred and the stored food is prevented from drying out.



BluPerformance models have their refrigeration technology compactly integrated in the plinth, minimising operating noise and saving space. Maximum performance thereby comes hand-in-hand with a considerably larger net capacity and greater energy efficiency.

1. Power connection for appliance plug
2. Functional wall spacer to maintain wall clearance and allow connection
3. Variable speed compressor
4. Plinth fan with noise-damping
5. Condenser
6. Defrost water drain



Smart Steel

SmartSteel significantly reduces the visibility of fingerprints. The high-quality stainless steel finish makes SmartSteel surfaces particularly easy-to-clean and far more scratch-resistant.



Freezer drawers and toughened glass shelves can be removed. **VarioSpace** – the practical storage solution for larger items.



The **LED BioFresh lighting** is placed at the back of the dividing shelf. Energy-efficient, long-life and maintenance-free LEDs provide perfect illumination for the opened BioFresh drawers and guarantee that the stored food is clearly visible.



The high-resolution, high-contrast **7" TFT display** is integrated into the door and offers individual setting options thanks to an intuitive and user-friendly menu navigation system. Appliances can be adapted to specific customer requirements using preset programmes, thereby ensuring optimal food storage.

The features shown are model dependent; the description applies to the relevant model.

Quality in every detail

LED



Soft Telescopic

The BioFresh safes with **SoftTelescopic** provides a convenient, self-retracting system with soft closing, making their daily use both practical and secure.



The high-performance **PowerCooling system** ensures that freshly stored produce are rapidly cooled and that an even temperature is maintained throughout the appliance interior. The **FreshAir** activated **charcoal filter** that is integrated into the fan purifies circulating air and quickly traps odours.



The **LED rear wall lighting** is integrated at the back of the dividing shelf. Energy-efficient, environmentally friendly and maintenance-free LEDs optimally illuminate the back section of the refrigerator compartment, from top to bottom to completely illuminate the interior and provide a homogeneous, high-quality lighting concept.



Soft System

The integrated **SoftSystem** mechanism cushions door closure even when the door shelves are fully stocked; it ensures gentle closing and prevents bottles, jars and packets or food from falling out of the door. The door closes automatically from an opening angle of about 35°. Furthermore, the opening angle of the doors on all BluPerformance models is restricted to 115° to prevent damage to adjacent furniture and to the doors themselves.



The high-resolution, high-contrast **2.4" touchscreen display** is integrated behind the door and enables accurate temperature settings.



Dual purpose storage with the **integrated glass shelf and bottle shelf**. One conveniently stores beneath the other when not in use. When using the bottle shelf, move the door rack upwards to allow the storage of taller bottles.



The automatic **SuperFrost function** makes freezing food simple and energy efficient. It rapidly lowers the temperature to -32°C to create the coldness levels required to preserve vitamins during freezing. The automatic **SuperCool function** lowers the refrigerator temperature to +2°C for a defined period of 3, 6, 9 or 12 hours, offering flexibility according to the amount of food stored.

The features shown are model dependent; the description applies to the relevant model.



The high-resolution, high-contrast **7" TFT display** is integrated into the door and offers individual setting options thanks to an intuitive and user-friendly menu navigation system. Appliances can be adapted to specific customer requirements using preset programmes, thereby ensuring optimal food storage.



The BioFresh safes with **SoftTelescopic** provides a convenient, self-retracting system with soft closing, making their daily use both practical and secure.



CBNPes 5758
Premium

Bio Fresh No Frost A+++ 20% Duo Cooling Soft System Soft Telescopic Smart Steel

Energy efficiency class: $\lt; A^{+++}$¹
 Energy consumption year/24 hrs: 157/0.430 kWh¹
 Total net capacity: 381 litre (Fridge: 275 litre including BioFresh compartment: 108 litre/Freezer compartment: 106 litre)
 Noise output: 37 dB(A)
 Climate rating: SN-T (+10°C to +43°C)
 Door/side walls: Stainless steel with SmartSteel/ Stainless steel with SmartSteel
 Exterior dimensions in cm (h/w/d): 201/70/66.5¹

Controls

- 7" TFT-colour display in-the-door, touch electronic
- Digital temperature display for fridge, BioFresh and freezer compartments
- Automatic SuperCool (time restricted)
- Automatic SuperFrost, quantity-controlled
- Warning signal in case of fault: visual and acoustic
- Door alarm: visual and acoustic

Fridge and BioFresh compartments

- PowerCooling with FreshAir activated charcoal filter
- Premium GlassLine storage shelf with bottle holder, VarioBoxes, Egg tray, butter dish
- 3 GlassLine storage shelves, of which one is divided into two parts
- Variable bottle shelf
- LED ceiling lighting with dimmer function
- LED BioFresh lighting
- LED rear wall lighting
- 2 BioFresh-Safes with SoftTelescopic set variably to either HydroSafe or DrySafe

Freezer compartment ★★★★★

- 3 drawers, of which 2 set on roller tracks, VarioSpace
- Ice cube tray
- LED lighting
- Temperature rise time: 24 h
- Freezing capacity in 24 hrs: 16 kg
- 2 Cold storage accumulators
- Safety glass fittings

Key features

- HardLine
- Aluminium handles with integrated opening mechanism
- Versatile installation due to front ventilation
- Transport handles, front and at back
- Height-adjustable castors at back
- Height-adjustable feet at front, transport castors at back
- Reversible door hinging
- Replaceable door seal
- Concealed hinge with restricted opening

Special accessories (from page 130)

- 02, 04, 05, 06, 09, 10, 12, 23



BioFresh-Plus offers even more flexibility for the individual storage of food. The adjustable temperature range of 0°C and -2°C keeps various food, such as fruit, vegetables, fish and seafood, as well as meat and dairy products, fresh for significantly longer than in a conventional refrigeration compartment. The BioFresh-Plus safe includes a versatile **Fish & Seafood Box**.



CBNPes 4878
PremiumPlus

Bio Fresh-Plus No Frost A+++ 20% Duo Cooling Ice Maker Soft System Soft Telescopic Smart Steel

Energy efficiency class: $\lt; A^{+++}$¹
 Energy consumption year/24 hrs: 148/0.403 kWh¹
 Total net capacity: 338 litre (Fridge: 240 litre including BioFresh compartment: 94 litre/Freezer compartment: 98 litre)
 Noise output: 37 dB(A)
 Climate rating: SN-T (+10°C to +43°C)
 Door/side walls: Stainless steel with SmartSteel/ Stainless steel with SmartSteel
 Exterior dimensions in cm (h/w/d): 201/60/66.5¹

Controls

- 7" TFT-colour display in-the-door, touch electronic
- Digital temperature display for fridge, BioFresh and freezer compartments
- Automatic SuperCool (time restricted)
- Automatic SuperFrost, quantity-controlled
- Warning signal in case of fault: visual and acoustic
- Door alarm: visual and acoustic

Fridge and BioFresh compartments

- PowerCooling with FreshAir activated charcoal filter
- Premium GlassLine storage shelf with bottle holder, VarioBoxes, Egg tray
- 3 GlassLine storage shelves, of which one is divided into two parts
- Variable bottle shelf
- LED lighting
- LED BioFresh lighting
- LED rear wall lighting
- BioFresh-Plus with Fish&Seafood-Box
- 2 BioFresh-Safes with SoftTelescopic set variably to either HydroSafe or DrySafe

Freezer compartment ★★★★★

- 4 drawers, of which 1 set on roller tracks, VarioSpace
- IceMaker with fixed 3/4" water connection
- Ice cube production in 24 hrs: 1.2 kg
- Ice cube reservoir 1.8 kg
- LED lighting
- Temperature rise time: 24 h
- Freezing capacity in 24 hrs: 16 kg
- 2 Cold storage accumulators
- Safety glass fittings

Key features

- HardLine
- Aluminium handles with integrated opening mechanism
- Versatile installation due to front ventilation
- Transport handles, front and at back
- Height-adjustable castors at back
- Height-adjustable feet at front, transport castors at back
- Reversible door hinging
- Replaceable door seal
- Concealed hinge with restricted opening

Special accessories (from page 130)

- 01, 02, 03, 04, 05, 06, 07, 08, 09, 10, 11, 23

¹ To achieve the indicated energy consumption level, the wall spacers provided with the appliance must be used. These increase the appliance depth by approximately 1.5 cm. If the wall spacers are not used, the appliance will remain fully functional, but will have a slightly higher energy consumption level.

You can find the full range of efficiency classes at page 3. According to (EU) 2017/1369 6a.



◀60▶



◀60▶



GlassEdition appliances have a **recessed handle with integrated opening mechanism** to the side of the door casing, which provides convenient and easy door opening. Being flush integrated, as opposed to protruding forwards, this handle concept is perfect for contemporary, hand-free kitchens.



◀60▶

CBNPbs 4858
Premium

- Bio Fresh
- No Frost
- A+++
- Duo Cooling
- Soft System
- Soft Telescopic
- Black Steel

Energy efficiency class: $\lt; A^{+++}$¹
 Energy consumption year / 24 hrs: 149/0.408 kWh¹
 Total net capacity: 344 litre (Fridge: 243 litre including BioFresh compartment: 97 litre / Freezer compartment: 101 litre)
 Noise output: 37 dB(A)
 Climate rating: SN-T (+10°C to +43°C)
 Door / side walls: BlackSteel with SmartSteel / BlackSteel with SmartSteel
 Exterior dimensions in cm (h/w/d): 201 / 60 / 66.5¹

Controls

- 7" TFT-colour display in-the-door, touch electronic
- Digital temperature display for fridge, BioFresh and freezer compartments
- Automatic SuperCool (time restricted)
- Automatic SuperFrost, quantity-controlled
- Warning signal in case of fault: visual and acoustic
- Door alarm: visual and acoustic

Fridge and BioFresh compartments

- PowerCooling with FreshAir activated charcoal filter
- Premium GlassLine storage shelf with bottle holder, VarioBoxes, Egg tray
- 3 GlassLine storage shelves, of which one is divided into two parts
- Variable bottle shelf
- LED ceiling lighting with dimmer function
- LED BioFresh lighting
- LED rear wall lighting
- 2 BioFresh-Safes with SoftTelescopic set variably to either HydroSafe or DrySafe

Freezer compartment ★★★★★

- 3 drawers, of which 2 set on roller tracks, VarioSpace
- Ice cube tray
- LED lighting
- Temperature rise time: 24 h
- Freezing capacity in 24 hrs: 16 kg
- 2 Cold storage accumulators
- Safety glass fittings

Key features

- HardLine
- Aluminium handles with integrated opening mechanism
- Versatile installation due to front ventilation
- Transport handles, front and at back
- Height-adjustable castors at back
- Height-adjustable feet at front, transport castors at back
- Reversible door hinging
- Replaceable door seal
- Concealed hinge with restricted opening

Special accessories (from page 130)

- 01, 02, 03, 04, 05, 06, 08, 09, 10, 12, 23

CBNPes 4858
Premium

- Bio Fresh
- No Frost
- A+++
- Duo Cooling
- Soft System
- Soft Telescopic
- Smart Steel

Energy efficiency class: $\lt; A^{+++}$¹
 Energy consumption year / 24 hrs: 149/0.408 kWh¹
 Total net capacity: 344 litre (Fridge: 243 litre including BioFresh compartment: 97 litre / Freezer compartment: 101 litre)
 Noise output: 37 dB(A)
 Climate rating: SN-T (+10°C to +43°C)
 Door / side walls: Stainless steel with SmartSteel / Stainless steel with SmartSteel
 Exterior dimensions in cm (h/w/d): 201 / 60 / 66.5¹

Controls

- 7" TFT-colour display in-the-door, touch electronic
- Digital temperature display for fridge, BioFresh and freezer compartments
- Automatic SuperCool (time restricted)
- Automatic SuperFrost, quantity-controlled
- Warning signal in case of fault: visual and acoustic
- Door alarm: visual and acoustic

Fridge and BioFresh compartments

- PowerCooling with FreshAir activated charcoal filter
- Premium GlassLine storage shelf with bottle holder, VarioBoxes, Egg tray
- 3 GlassLine storage shelves, of which one is divided into two parts
- Variable bottle shelf
- LED ceiling lighting with dimmer function
- LED BioFresh lighting
- LED rear wall lighting
- 2 BioFresh-Safes with SoftTelescopic set variably to either HydroSafe or DrySafe

Freezer compartment ★★★★★

- 3 drawers, of which 2 set on roller tracks, VarioSpace
- Ice cube tray
- LED lighting
- Temperature rise time: 24 h
- Freezing capacity in 24 hrs: 16 kg
- 2 Cold storage accumulators
- Safety glass fittings

Key features

- HardLine
- Aluminium handles with integrated opening mechanism
- Versatile installation due to front ventilation
- Transport handles, front and at back
- Height-adjustable castors at back
- Height-adjustable feet at front, transport castors at back
- Reversible door hinging
- Replaceable door seal
- Concealed hinge with restricted opening

Special accessories (from page 130)

- 01, 02, 03, 04, 05, 06, 08, 09, 10, 12, 23

CBNPgb 4855
Premium

- Bio Fresh
- No Frost
- A+++
- Duo Cooling
- Soft System
- Soft Telescopic
- Glass Edition

Energy efficiency class: $\lt; A^{+++}$¹
 Energy consumption year / 24 hrs: 149/0.408 kWh¹
 Total net capacity: 344 litre (Fridge: 243 litre including BioFresh compartment: 97 litre / Freezer compartment: 101 litre)
 Noise output: 37 dB(A)
 Climate rating: SN-T (+10°C to +43°C)
 Door / side walls: Glass front black / silver
 Exterior dimensions in cm (h/w/d): 201 / 60 / 68.5¹

Controls

- 2.4" TFT-colour display behind-the-door, touch electronic
- Digital temperature display for fridge, BioFresh and freezer compartments
- Automatic SuperCool (time restricted)
- Automatic SuperFrost, quantity-controlled
- Warning signal in case of fault: visual and acoustic
- Door alarm: visual and acoustic

Fridge and BioFresh compartments

- PowerCooling with FreshAir activated charcoal filter
- Premium GlassLine storage shelf with bottle holder, VarioBoxes, Egg tray
- 3 GlassLine storage shelves, of which one is divided into two parts
- Variable bottle shelf
- LED ceiling lighting with dimmer function
- LED BioFresh lighting
- LED rear wall lighting
- 2 BioFresh-Safes with SoftTelescopic set variably to either HydroSafe or DrySafe

Freezer compartment ★★★★★

- 3 drawers, of which 2 set on roller tracks, VarioSpace
- Ice cube tray
- LED lighting
- Temperature rise time: 24 h
- Freezing capacity in 24 hrs: 16 kg
- 2 Cold storage accumulators
- Safety glass fittings

Key features

- GlassEdition
- Recessed handles with integrated opening mechanism
- Versatile installation due to front ventilation
- Transport handles, front and at back
- Height-adjustable castors at back
- Height-adjustable feet at front, transport castors at back
- Reversible door hinging
- Replaceable door seal
- Concealed hinge with restricted opening

Special accessories (from page 130)

- 01, 02, 03, 04, 05, 06, 08, 09, 10, 12, 23

¹ To achieve the indicated energy consumption level, the wall spacers provided with the appliance must be used. These increase the appliance depth by approximately 1.5 cm. If the wall spacers are not used, the appliance will remain fully functional, but will have a slightly higher energy consumption level.

You can find the full range of efficiency classes at page 3. According to (EU) 2017/1369 6a.

Quality in every detail



Bio Cool

The **BioCool-Box** allows regulation of the humidity level within the refrigerator compartment so that food keeps fresh for longer. The BioCool-Box is positioned on smooth-running roller tracks; it is convenient to use and it ensures that stored food is clear visibility. The humidity level in the BioCool-Box is regulated using a slide control.



Duo Cooling

Accurate and independent temperature control of the fridge and freezer compartments is facilitated by **DuoCooling**: two separately adjustable cooling circuits. There is no air exchange between the fridge and freezer compartment, so that odours cannot be transferred and the stored food is prevented from drying out.



BLU
Performance

◀70▶



BLU
Performance

◀60▶

CNeF 5715
Comfort

- Bio Cool
- No Frost
- A+++
- Duo Cooling
- Smart Steel

Energy efficiency class: $\langle A^{+++} \rangle^1$
 Energy consumption year/24 hrs: 183/0.501 kWh¹
 Total net capacity: 402 litre (Fridge: 296 litre / Freezer compartment: 106 litre)
 Noise output: 38 dB(A)
 Climate rating: SN-T (+10°C to +43°C)
 Door/side walls: Stainless steel with SmartSteel/silver
 Exterior dimensions in cm (h/w/d): 201/70/66.5¹

CNPes 4868
Premium

- Bio Cool
- No Frost
- A+++
-20%
- Duo Cooling
- Ice Maker
- Soft System
- Smart Steel

Energy efficiency class: $\langle A^{+++} \rangle^1$
 Energy consumption year/24 hrs: 138/0.376 kWh¹
 Total net capacity: 356 litre (Fridge: 258 litre / Freezer compartment: 98 litre)
 Noise output: 37 dB(A)
 Climate rating: SN-T (+10°C to +43°C)
 Door/side walls: Stainless steel with SmartSteel/Stainless steel with SmartSteel
 Exterior dimensions in cm (h/w/d): 201/60/66.5¹



Ice Maker

If the quality of the mains water is poor or there is no plumbed-in connection, the CNPes 4868 offers the **IceMaker with a water tank** supply. With a 1.2 l capacity and a practical handle, this can be easily removed and filled.



No Frost

The **NoFrost** system from Liebherr provides rapid, fan-assisted, frost-free freezing for the safe, long-term storage of food. The NoFrost technology creates a much larger storage capacity and keeps the freezer constantly frost-free.

Controls

- 2.4" TFT-monochrome display behind-the-door, touch electronic
- Digital temperature display for fridge and freezer compartments
- Automatic SuperCool (time restricted)
- Automatic SuperFrost, time-controlled
- Warning signal in case of fault: visual and acoustic
- Door alarm: visual and acoustic

Fridge compartment

- PowerCooling with FreshAir activated charcoal filter
- Comfort GlassLine storage shelf with bottle holder, Egg tray
- 5 GlassLine storage shelves, of which one is divided into two parts
- Bottle shelf
- LED ceiling lighting
- 1 BioCool-Box on telescopic rails

Freezer compartment E4***

- 3 drawers, VarioSpace
- Ice cube tray
- Temperature rise time: 24 h
- Freezing capacity in 24 hrs: 16 kg
- Safety glass fittings

Key features

- HardLine
- Aluminium handles with integrated opening mechanism
- Versatile installation due to front ventilation
- Transport handles, front and at back
- Height-adjustable castors at back
- Height-adjustable feet at front, transport castors at back
- Reversible door hinging
- Replaceable door seal
- Concealed hinge with restricted opening

Special accessories (from page 130)

- 01, 02, 04, 06, 08, 09, 10, 23

Controls

- 7" TFT-colour display in-the-door, touch electronic
- Digital temperature display for fridge and freezer compartments
- Automatic SuperCool (time restricted)
- Automatic SuperFrost, quantity-controlled
- Warning signal in case of fault: visual and acoustic
- Door alarm: visual and acoustic

Fridge compartment

- PowerCooling with FreshAir activated charcoal filter
- Premium GlassLine storage shelf with bottle holder, VarioBoxes, Egg tray
- 3 GlassLine storage shelves, of which one is divided into two parts
- VarioSafe
- Bottle shelf
- LED ceiling lighting with dimmer function
- 1 BioCool-Box on roller tracks

Freezer compartment E4***

- 4 drawers, of which 2 set on roller tracks, VarioSpace
- IceMaker with water tank
- Ice cube production in 24 hrs: 1.2 kg
- Ice cube reservoir 1.8 kg
- LED lighting
- Temperature rise time: 24 h
- Freezing capacity in 24 hrs: 16 kg
- 2 Cold storage accumulators
- Safety glass fittings

Key features

- HardLine
- Aluminium handles with integrated opening mechanism
- Versatile installation due to front ventilation
- Transport handles, front and at back
- Height-adjustable castors at back
- Height-adjustable feet at front, transport castors at back
- Reversible door hinging
- Replaceable door seal
- Concealed hinge with restricted opening

Special accessories (from page 130)

- 01, 02, 03, 04, 05, 06, 08, 09, 10, 12

The features shown are model dependent; the description applies to the relevant model.

¹ To achieve the indicated energy consumption level, the wall spacers provided with the appliance must be used. These increase the appliance depth by approximately 1.5 cm. If the wall spacers are not used, the appliance will remain fully functional, but will have a slightly higher energy consumption level. You can find the full range of efficiency classes at page 3. According to (EU) 2017/1369 6a.

NoFrost Fridge-Freezers



◀60▶



◀60▶



◀60▶



◀60▶

CNPes 4758 Premium



Energy efficiency class: $\lt;A^{+++}$¹

Energy consumption year / 24 hrs: 145 / 0.395 kWh¹

Total net capacity: 349 litre (Fridge: 220 litre / Freezer compartment: 129 litre)

Noise output: 37 dB(A)

Climate rating: SN-T (+10°C to +43°C)

Door / side walls: Stainless steel with SmartSteel / Stainless steel with SmartSteel

Exterior dimensions in cm (h/w/d): 201 / 60 / 66.5¹

This appliance is not available in Great Britain

Controls

- 7" TFT-colour display in-the-door, touch electronic
- Digital temperature display for fridge and freezer compartments
- Automatic SuperCool (time restricted)
- Automatic SuperFrost, quantity-controlled
- Warning signal in case of fault: visual and acoustic
- Door alarm: visual and acoustic

Fridge compartment

- PowerCooling with FreshAir activated charcoal filter
- Premium GlassLine storage shelf with bottle holder, VarioBoxes, Egg tray
- 4 GlassLine storage shelves, of which one is divided into two parts
- VarioSafe
- Bottle shelf
- LED ceiling lighting with dimmer function
- 1 BioCool-Box on roller tracks

Freezer compartment ********

- 4 drawers, of which 3 set on roller tracks, VarioSpace
- Ice cube tray
- LED lighting
- Temperature rise time: 24 h
- Freezing capacity in 24 hrs: 16 kg
- 2 Cold storage accumulators
- Safety glass fittings

Key features

- HardLine
- Aluminium handles with integrated opening mechanism
- Versatile installation due to front ventilation
- Transport handles, front and at back
- Height-adjustable castors at back
- Height-adjustable feet at front, transport castors at back
- Reversible door hinging
- Replaceable door seal
- Concealed hinge with restricted opening

Special accessories (from page 130)

- 01, 02, 03, 04, 05, 06, 08, 09, 10, 12, 23

CNef 4825 Comfort



Energy efficiency class: $\lt;A^{+++}$¹

Energy consumption year / 24 hrs: 171 / 0.468 kWh¹

Total net capacity: 356 litre (Fridge: 258 litre / Freezer compartment: 98 litre)

Noise output: 38 dB(A)

Climate rating: SN-T (+10°C to +43°C)

Door / side walls: Stainless steel with SmartSteel / silver

Exterior dimensions in cm (h/w/d): 201 / 60 / 66.5¹

This appliance is not available in Great Britain

Controls

- 2.4" TFT-monochrome display behind-the-door, touch electronic
- Digital temperature display for fridge and freezer compartments
- Automatic SuperCool (time restricted)
- Automatic SuperFrost, time-controlled
- Warning signal in case of fault: visual and acoustic
- Door alarm: visual and acoustic

Fridge compartment

- PowerCooling with FreshAir activated charcoal filter
- Comfort GlassLine storage shelf with bottle holder, Egg tray
- 4 GlassLine storage shelves, of which one is divided into two parts
- Bottle shelf
- LED ceiling lighting
- 1 BioCool-Box on roller tracks

Freezer compartment ********

- 3 drawers, VarioSpace
- IceMaker with water tank
- Ice cube production in 24 hrs: 1.2 kg
- Ice cube reservoir 1.8 kg
- Temperature rise time: 24 h
- Freezing capacity in 24 hrs: 16 kg
- Safety glass fittings

Key features

- HardLine
- Aluminium handles with integrated opening mechanism
- Versatile installation due to front ventilation
- Transport handles, front and at back
- Height-adjustable castors at back
- Height-adjustable feet at front, transport castors at back
- Reversible door hinging
- Replaceable door seal
- Concealed hinge with restricted opening

Special accessories (from page 130)

- 01, 02, 03, 04, 05, 06, 08, 09, 10, 12

CNef 4015 Comfort



Energy efficiency class: $\lt;A^{++}$¹

Energy consumption year / 24 hrs: 252 / 0.688 kWh¹

Total net capacity: 356 litre (Fridge: 269 litre / Freezer compartment: 87 litre)

Noise output: 39 dB(A)

Climate rating: SN-T (+10°C to +43°C)

Door / side walls: Stainless steel with SmartSteel / silver

Exterior dimensions in cm (h/w/d): 201.1 / 60 / 62.5¹

Controls

- 2.4" TFT-monochrome display behind-the-door, touch electronic
- Digital temperature display for fridge and freezer compartments
- Automatic SuperCool (time restricted)
- Automatic SuperFrost, time-controlled
- Warning signal in case of fault: visual and acoustic
- Door alarm: visual and acoustic

Fridge compartment

- PowerCooling
- Comfort GlassLine storage shelf with bottle holder, Egg tray
- 5 GlassLine storage shelves, of which one is divided into two parts
- Bottle shelf
- LED ceiling lighting
- 2 fruit and vegetable drawers on roller tracks

Freezer compartment ********

- 3 drawers, VarioSpace
- Ice cube tray
- Temperature rise time: 18 h
- Freezing capacity in 24 hrs: 11 kg
- Safety glass fittings


Key features

- HardLine
- Aluminium handles with integrated opening mechanism
- Versatile installation due to front ventilation
- Transport handles, front and at back
- Height-adjustable castors at back
- Height-adjustable feet at front, transport castors at back
- Reversible door hinging
- Replaceable door seal

Special accessories (from page 130)

- 01, 02, 04, 08, 09, 10

CNbs 3915 Comfort



Energy efficiency class: $\lt;A^{++}$¹

Energy consumption year / 24 hrs: 263 / 0.718 kWh¹

Total net capacity: 340 litre (Fridge: 221 litre / Freezer compartment: 119 litre)

Noise output: 39 dB(A)

Climate rating: SN-T (+10°C to +43°C)

Door / side walls: BlackSteel with SmartSteel / BlackSteel with SmartSteel

Exterior dimensions in cm (h/w/d): 201.1 / 60 / 62.5¹

Controls

- 2.4" TFT-monochrome display behind-the-door, touch electronic
- Digital temperature display for fridge and freezer compartments
- Automatic SuperCool (time restricted)
- Automatic SuperFrost, time-controlled
- Warning signal in case of fault: visual and acoustic
- Door alarm: visual and acoustic

Fridge compartment

- PowerCooling
- Comfort GlassLine storage shelf with bottle holder, Egg tray
- 4 GlassLine storage shelves, of which one is divided into two parts
- Bottle shelf
- LED ceiling lighting
- 2 fruit and vegetable drawers on roller tracks

Freezer compartment ********

- 4 drawers, VarioSpace
- Ice cube tray
- Temperature rise time: 18 h
- Freezing capacity in 24 hrs: 11 kg
- Safety glass fittings

Key features

- HardLine
- Aluminium handles with integrated opening mechanism
- Versatile installation due to front ventilation
- Transport handles, front and at back
- Height-adjustable castors at back
- Height-adjustable feet at front, transport castors at back
- Reversible door hinging
- Replaceable door seal

Special accessories (from page 130)

- 01, 02, 04, 08, 09, 10

Colour / material options:

- **CN 3915** in white
- **CNef 3915** with Stainless steel front


¹ To achieve the indicated energy consumption level, the wall spacers provided with the appliance must be used. These increase the appliance depth by approximately 3.5 cm and 1.5 cm at BluPerformance-appliances. If the wall spacers are not used, the appliance will remain fully functional, but will have a slightly higher energy consumption level.

You can find the full range of efficiency classes at page 3. According to (EU) 2017/1369 6a.



CNeI 4813

NoFrost Fridge-Freezers

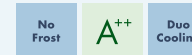


◀60▶



◀60▶

CNst 4813



Energy efficiency class: $\langle A^{++} \rangle^1$
 Energy consumption year / 24 hrs: 242 / 0.663 kWh¹
 Total net capacity: 338 litre (Fridge: 243 litre / Freezer compartment: 95 litre)
 Noise output: 42 dB(A)
 Climate rating: SN-T (+10°C to +43°C)
 Door / side walls: StickerArt / silver
 Exterior dimensions in cm (h/w/d): 201.1 / 60 / 65.7¹

This appliance is not available in Great Britain

Controls

- MagicEye behind-the-door, key electronic
- Digital temperature display for fridge and freezer compartments
- Automatic SuperFrost, time-controlled
- Warning signal in case of fault: visual and acoustic
- Door alarm fridge compartment: acoustic

Fridge compartment

- PowerCooling
- Plastic door shelves, Egg tray
- 4 GlassLine storage shelves
- LED ceiling lighting
- 1 spacious fruit and vegetable drawer

Freezer compartment **★☆☆**

- 3 drawers, VarioSpace
- Ice cube tray
- Temperature rise time: 26 h
- Freezing capacity in 24 hrs: 9 kg

Key features

- HardLine
- Vertical recessed handles
- Versatile installation due to front ventilation
- Transport handles at back
- Height-adjustable feet at front
- Reversible door hinging
- Replaceable door seal

Special accessories (from page 130)

- 01, 02, 04, 08, 09

CNeI 4813



Energy efficiency class: $\langle A^{++} \rangle^1$
 Energy consumption year / 24 hrs: 250 / 0.684 kWh¹
 Total net capacity: 338 litre (Fridge: 243 litre / Freezer compartment: 95 litre)
 Noise output: 42 dB(A)
 Climate rating: SN-T (+10°C to +43°C)
 Door / side walls: Stainless steel look / silver
 Exterior dimensions in cm (h/w/d): 201.1 / 60 / 65.5¹

Controls

- MagicEye behind-the-door, key electronic
- Digital temperature display for fridge and freezer compartments
- Automatic SuperFrost, time-controlled
- Warning signal in case of fault: visual and acoustic
- Door alarm fridge compartment: acoustic

Fridge compartment

- PowerCooling
- Plastic door shelves, Egg tray
- 4 GlassLine storage shelves
- Bottle shelf
- LED ceiling lighting
- 1 spacious fruit and vegetable drawer

Freezer compartment **★☆☆**

- 3 drawers, VarioSpace
- Ice cube tray
- Temperature rise time: 26 h
- Freezing capacity in 24 hrs: 9 kg

Key features

- HardLine
- Vertical recessed handles
- Versatile installation due to front ventilation
- Transport handles at back
- Height-adjustable feet at front
- Reversible door hinging
- Replaceable door seal

Special accessories (from page 130)


- 01, 02, 04, 08, 09

Colour / material options:
CN 4813 in white

¹ To achieve the indicated energy consumption level, the wall spacers provided with the appliance must be used. These increase the appliance depth by approximately 3.5 cm. If the wall spacers are not used, the appliance will remain fully functional, but will have a slightly higher energy consumption level. You can find the full range of efficiency classes at page 3. According to (EU) 2017/1369 6a.



CN 4713



Energy efficiency class: $\langle A^+ \rangle$ ¹
 Energy consumption year / 24 hrs: 264 / 0.721 kWh ¹
 Total net capacity: 328 litre (Fridge: 199 litre / Freezer compartment: 129 litre)
 Noise output: 42 dB(A)
 Climate rating: SN-T (+10°C to +43°C)
 Door / side walls: white / white
 Exterior dimensions in cm (h / w / d): 201.1 / 60 / 65.5 ¹

Controls

- MagicEye behind-the-door, key electronic
- Digital temperature display for fridge and freezer compartments
- Automatic SuperFrost, time-controlled
- Warning signal in case of fault: visual and acoustic
- Door alarm fridge compartment: acoustic

Fridge compartment

- PowerCooling
- Plastic door shelves, Egg tray
- 4 GlassLine storage shelves
- Bottle shelf
- LED ceiling lighting
- 1 spacious fruit and vegetable drawer

Freezer compartment $\langle A^+ \rangle$

- 4 drawers, VarioSpace
- Ice cube tray
- Temperature rise time: 26 h
- Freezing capacity in 24 hrs: 8 kg

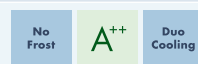
Key features

- HardLine
- Vertical recessed handles
- Versatile installation due to front ventilation
- Transport handles at back
- Height-adjustable feet at front
- Reversible door hinging
- Replaceable door seal

Special accessories (from page 130)

- 01, 02, 04, 08, 09

CNel 4213



Energy efficiency class: $\langle A^+ \rangle$ ¹
 Energy consumption year / 24 hrs: 253 / 0.692 kWh ¹
 Total net capacity: 294 litre (Fridge: 165 litre / Freezer compartment: 129 litre)
 Noise output: 42 dB(A)
 Climate rating: SN-T (+10°C to +43°C)
 Door / side walls: Stainless steel look / silver
 Exterior dimensions in cm (h / w / d): 186.1 / 60 / 65.5 ¹

Controls

- MagicEye behind-the-door, key electronic
- Digital temperature display for fridge and freezer compartments
- Automatic SuperFrost, time-controlled
- Warning signal in case of fault: visual and acoustic
- Door alarm fridge compartment: acoustic

Fridge compartment

- PowerCooling
- Plastic door shelves, Egg tray
- 3 GlassLine storage shelves
- Bottle shelf
- LED ceiling lighting
- 1 spacious fruit and vegetable drawer

Freezer compartment $\langle A^+ \rangle$

- 4 drawers, VarioSpace
- Ice cube tray
- Temperature rise time: 26 h
- Freezing capacity in 24 hrs: 8 kg

Key features

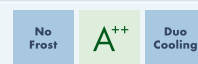
- HardLine
- Vertical recessed handles
- Versatile installation due to front ventilation
- Transport handles at back
- Height-adjustable feet at front
- Reversible door hinging
- Replaceable door seal

Special accessories (from page 130)

- 01, 02, 04, 08, 09

Colour / material options:
CN 4213 in white

CNel 4313



Energy efficiency class: $\langle A^+ \rangle$ ¹
 Energy consumption year / 24 hrs: 240 / 0.655 kWh ¹
 Total net capacity: 304 litre (Fridge: 209 litre / Freezer compartment: 95 litre)
 Noise output: 42 dB(A)
 Climate rating: SN-T (+10°C to +43°C)
 Door / side walls: Stainless steel look / silver
 Exterior dimensions in cm (h / w / d): 186.1 / 60 / 65.5 ¹

Controls

- MagicEye behind-the-door, key electronic
- Digital temperature display for fridge and freezer compartments
- Automatic SuperFrost, time-controlled
- Warning signal in case of fault: visual and acoustic
- Door alarm fridge compartment: acoustic

Fridge compartment

- PowerCooling
- Plastic door shelves, Egg tray
- 4 GlassLine storage shelves
- Bottle shelf
- LED ceiling lighting
- 1 spacious fruit and vegetable drawer

Freezer compartment $\langle A^+ \rangle$

- 3 drawers, VarioSpace
- Ice cube tray
- Temperature rise time: 26 h
- Freezing capacity in 24 hrs: 8 kg

Key features

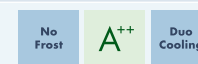
- HardLine
- Vertical recessed handles
- Versatile installation due to front ventilation
- Transport handles at back
- Height-adjustable feet at front
- Reversible door hinging
- Replaceable door seal

Special accessories (from page 130)

- 01, 02, 04, 08, 09

Colour / material options:
CN 4313 in white

CNbe 4313



Energy efficiency class: $\langle A^+ \rangle$ ¹
 Energy consumption year / 24 hrs: 232 / 0.635 kWh ¹
 Total net capacity: 304 litre (Fridge: 209 litre / Freezer compartment: 95 litre)
 Noise output: 42 dB(A)
 Climate rating: SN-T (+10°C to +43°C)
 Door / side walls: beige / beige
 Exterior dimensions in cm (h / w / d): 186.1 / 60 / 65.5 ¹

This appliance is not available in Great Britain

Controls

- MagicEye behind-the-door, key electronic
- Digital temperature display for fridge and freezer compartments
- Automatic SuperFrost, time-controlled
- Warning signal in case of fault: visual and acoustic
- Door alarm fridge compartment: acoustic

Fridge compartment

- PowerCooling
- Plastic door shelves, Egg tray
- 4 GlassLine storage shelves
- Bottle shelf
- LED ceiling lighting
- 1 spacious fruit and vegetable drawer

Freezer compartment $\langle A^+ \rangle$

- 3 drawers, VarioSpace
- Ice cube tray
- Temperature rise time: 26 h
- Freezing capacity in 24 hrs: 9 kg

Key features

- HardLine
- Vertical recessed handles
- Versatile installation due to front ventilation
- Transport handles at back
- Height-adjustable feet at front
- Reversible door hinging
- Replaceable door seal

Special accessories (from page 130)

- 01, 02, 04, 08, 09

¹ To achieve the indicated energy consumption level, the wall spacers provided with the appliance must be used. These increase the appliance depth by approximately 3.5 cm. If the wall spacers are not used, the appliance will remain fully functional, but will have a slightly higher energy consumption level.

You can find the full range of efficiency classes at page 3. According to (EU) 2017/1369 6a.



CNNo 4313

NoFrost Fridge-Freezers



◀60▶



◀60▶



◀60▶

CNNo 4313



Energy efficiency class: $\langle A^{++} \rangle^1$

Energy consumption year/24 hrs: 240/0.655 kWh¹

Total net capacity: 304 litre (Fridge: 209 litre/
Freezer compartment: 95 litre)

Noise output: 42 dB(A)

Climate rating: SN-T (+10°C to +43°C)

Door/side walls: NeonOrange/NeonOrange

Exterior dimensions in cm (h/w/d): 186.1/60/65.5¹

Controls

- MagicEye behind-the-door, key electronic
- Digital temperature display for fridge and freezer compartments
- Automatic SuperFrost, time-controlled
- Warning signal in case of fault: visual and acoustic
- Door alarm fridge compartment: acoustic

Fridge compartment

- PowerCooling
- Plastic door shelves, Egg tray
- 4 GlassLine storage shelves
- Bottle shelf
- LED ceiling lighting
- 1 spacious fruit and vegetable drawer

Freezer compartment ********

- 3 drawers, VarioSpace
- Ice cube tray
- Temperature rise time: 26 h
- Freezing capacity in 24 hrs: 9 kg

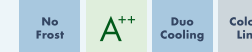
Key features

- HardLine
- Vertical recessed handles
- Versatile installation due to front ventilation
- Transport handles at back
- Height-adjustable feet at front
- Reversible door hinging
- Replaceable door seal

Special accessories (from page 130)

- 01, 02, 04, 08, 09

CNfb 4313



Energy efficiency class: $\langle A^{++} \rangle^1$

Energy consumption year/24 hrs: 240/0.655 kWh¹

Total net capacity: 304 litre (Fridge: 209 litre/
Freezer compartment: 95 litre)

Noise output: 42 dB(A)

Climate rating: SN-T (+10°C to +43°C)

Door/side walls: FrozenBlue/FrozenBlue

Exterior dimensions in cm (h/w/d): 186.1/60/65.5¹

Controls

- MagicEye behind-the-door, key electronic
- Digital temperature display for fridge and freezer compartments
- Automatic SuperFrost, time-controlled
- Warning signal in case of fault: visual and acoustic
- Door alarm fridge compartment: acoustic

Fridge compartment

- PowerCooling
- Plastic door shelves, Egg tray
- 4 GlassLine storage shelves
- Bottle shelf
- LED ceiling lighting
- 1 spacious fruit and vegetable drawer

Freezer compartment ********

- 3 drawers, VarioSpace
- Ice cube tray
- Temperature rise time: 26 h
- Freezing capacity in 24 hrs: 9 kg

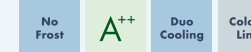
Key features

- HardLine
- Vertical recessed handles
- Versatile installation due to front ventilation
- Transport handles at back
- Height-adjustable feet at front
- Reversible door hinging
- Replaceable door seal

Special accessories (from page 130)

- 01, 02, 04, 08, 09

CNkw 4313



Energy efficiency class: $\langle A^{++} \rangle^1$

Energy consumption year/24 hrs: 240/0.655 kWh¹

Total net capacity: 304 litre (Fridge: 209 litre/
Freezer compartment: 95 litre)

Noise output: 42 dB(A)

Climate rating: SN-T (+10°C to +43°C)

Door/side walls: KiwiGreen/KiwiGreen

Exterior dimensions in cm (h/w/d): 186.1/60/65.5¹

Controls

- MagicEye behind-the-door, key electronic
- Digital temperature display for fridge and freezer compartments
- Automatic SuperFrost, time-controlled
- Warning signal in case of fault: visual and acoustic
- Door alarm fridge compartment: acoustic

Fridge compartment

- PowerCooling
- Plastic door shelves, Egg tray
- 4 GlassLine storage shelves
- Bottle shelf
- LED ceiling lighting
- 1 spacious fruit and vegetable drawer

Freezer compartment ********

- 3 drawers, VarioSpace
- Ice cube tray
- Temperature rise time: 26 h
- Freezing capacity in 24 hrs: 9 kg


Key features

- HardLine
- Vertical recessed handles
- Versatile installation due to front ventilation
- Transport handles at back
- Height-adjustable feet at front
- Reversible door hinging
- Replaceable door seal

Special accessories (from page 130)

- 01, 02, 04, 08, 09

¹ To achieve the indicated energy consumption level, the wall spacers provided with the appliance must be used. These increase the appliance depth by approximately 3.5 cm. If the wall spacers are not used, the appliance will remain fully functional, but will have a slightly higher energy consumption level. You can find the full range of efficiency classes at page 3. According to (EU) 2017/1369 6a.



◀60▶



◀60▶



◀60▶



◀55▶

CNeF 3535
Comfort

No Frost A++ Duo Cooling Water Dispenser Smart Steel

Energy efficiency class: $\langle A^+ \rangle^1$
 Energy consumption year/24 hrs: 236/0.645 kWh¹
 Total net capacity: 305 litre (Fridge: 218 litre/Freezer compartment: 87 litre)
 Noise output: 39 dB(A)
 Climate rating: SN-T (+10°C to +43°C)
 Door/side walls: Stainless steel with SmartSteel/silver
 Exterior dimensions in cm (h/w/d): 181.7/60/62.5¹

CNeF 3515
Comfort

No Frost A++ Duo Cooling Smart Steel

Energy efficiency class: $\langle A^+ \rangle^1$
 Energy consumption year/24 hrs: 237/0.648 kWh¹
 Total net capacity: 308 litre (Fridge: 221 litre/Freezer compartment: 87 litre)
 Noise output: 39 dB(A)
 Climate rating: SN-T (+10°C to +43°C)
 Door/side walls: Stainless steel with SmartSteel/silver
 Exterior dimensions in cm (h/w/d): 181.7/60/62.5¹

CNeF 3115
Comfort

No Frost A++ Duo Cooling Smart Steel

Energy efficiency class: $\langle A^+ \rangle^1$
 Energy consumption year/24 hrs: 222/0.608 kWh¹
 Total net capacity: 260 litre (Fridge: 173 litre/Freezer compartment: 87 litre)
 Noise output: 39 dB(A)
 Climate rating: SN-T (+10°C to +43°C)
 Door/side walls: Stainless steel with SmartSteel/silver
 Exterior dimensions in cm (h/w/d): 162.3/60/62.5¹

CUeF 3311

Smart Frost A++ Smart Steel

Energy efficiency class: $\langle A^+ \rangle^1$
 Energy consumption year/24 hrs: 210/0.575 kWh¹
 Total net capacity: 294 litre (Fridge: 210 litre/Freezer compartment: 84 litre)
 Noise output: 39 dB(A)
 Climate rating: SN-ST (+10°C to +38°C)
 Door/side walls: Stainless steel with SmartSteel/silver
 Exterior dimensions in cm (h/w/d): 181.2/55/63¹

Controls

- 2.4" TFT-monochrome display behind-the-door, touch electronic
- Digital temperature display for fridge and freezer compartments
- Automatic SuperCool (time restricted)
- Automatic SuperFrost, time-controlled
- Warning signal in case of fault: visual and acoustic
- Door alarm: visual and acoustic

Key features

- HardLine
- Aluminium handles with integrated opening mechanism
- Versatile installation due to front ventilation
- Transport handles, front and at back
- Height-adjustable castors at back
- Height-adjustable feet at front, transport castors at back
- Reversible door hinging
- Replaceable door seal
- 4.7-litre water tank with Brita filter

Fridge compartment

- PowerCooling
- Comfort GlassLine storage shelf with bottle holder, Egg tray
- 4 GlassLine storage shelves, of which one is divided into two parts
- Bottle shelf
- LED ceiling lighting
- 2 fruit and vegetable drawers on roller tracks
- Water dispenser in the door

Freezer compartment **★★★★**

- 3 drawers, VarioSpace
- Ice cube tray
- Temperature rise time: 18 h
- Freezing capacity in 24 hrs: 11 kg
- Safety glass fittings

Special accessories (from page 130)

- 01, 02, 04, 08, 09, 10

Controls

- 2.4" TFT-monochrome display behind-the-door, touch electronic
- Digital temperature display for fridge and freezer compartments
- Automatic SuperCool (time restricted)
- Automatic SuperFrost, time-controlled
- Warning signal in case of fault: visual and acoustic
- Door alarm: visual and acoustic

Key features

- HardLine
- Aluminium handles with integrated opening mechanism
- Versatile installation due to front ventilation
- Transport handles, front and at back
- Height-adjustable castors at back
- Height-adjustable feet at front, transport castors at back
- Reversible door hinging
- Replaceable door seal

Fridge compartment

- PowerCooling
- Comfort GlassLine storage shelf with bottle holder, Egg tray
- 4 GlassLine storage shelves, of which one is divided into two parts
- Bottle shelf
- LED ceiling lighting
- 2 fruit and vegetable drawers on roller tracks

Freezer compartment **★★★★**

- 3 drawers, VarioSpace
- Ice cube tray
- Temperature rise time: 18 h
- Freezing capacity in 24 hrs: 11 kg
- Safety glass fittings

Special accessories (from page 130)

- 01, 02, 04, 08, 09, 10

Colour/material options:
CN 3515 in white

Controls

- 2.4" TFT-monochrome display behind-the-door, touch electronic
- Digital temperature display for fridge and freezer compartments
- Automatic SuperCool (time restricted)
- Automatic SuperFrost, time-controlled
- Warning signal in case of fault: visual and acoustic
- Door alarm: visual and acoustic

Key features

- HardLine
- Aluminium handles with integrated opening mechanism
- Versatile installation due to front ventilation
- Transport handles, front and at back
- Height-adjustable castors at back
- Height-adjustable feet at front, transport castors at back
- Reversible door hinging
- Replaceable door seal

Fridge compartment

- PowerCooling
- Comfort GlassLine storage shelf with bottle holder, Egg tray
- 3 GlassLine storage shelves, of which one is divided into two parts
- LED ceiling lighting
- 2 fruit and vegetable drawers on roller tracks

Freezer compartment **★★★★**

- 3 drawers, VarioSpace
- Ice cube tray
- Temperature rise time: 18 h
- Freezing capacity in 24 hrs: 11 kg
- Safety glass fittings

Special accessories (from page 130)

- 01, 02, 04, 08, 09, 10

Colour/material options:
CN 3115 in white

Controls

- Mechanical control in interior, control dial
- Individually regulated cooling circuits: 1
- CoolPlus function

Key features

- SwingLine design
- Stainless steel slimline handles with integrated opening mechanism
- Versatile installation due to front ventilation
- Height-adjustable feet at front
- Reversible door hinging

Fridge compartment

- Comfort GlassLine storage shelf with bottle holder, Egg tray
- 4 GlassLine storage shelves, of which one is divided into two parts
- Bottle shelf
- LED lighting
- 2 fruit and vegetable drawers

Freezer compartment **★★★★**

- 3 drawers, VarioSpace
- Ice cube tray
- Temperature rise time: 27 h
- Freezing capacity in 24 hrs: 4 kg
- Safety glass fittings

Special accessories (from page 130)

- 01, 02, 04, 08, 09

Colour/material options:
CU 3311 in white

¹ To achieve the indicated energy consumption level, the wall spacers provided with the appliance must be used. These increase the appliance depth by approximately 3.5 cm. If the wall spacers are not used, the appliance will remain fully functional, but will have a slightly higher energy consumption level.

You can find the full range of efficiency classes at page 3. According to (EU) 2017/1369 6a.



Fridge-freezers



◀55▶



◀55▶



◀55▶

CUfr 3311



Energy efficiency class: $\langle A^{++} \rangle^1$
Energy consumption year/24 hrs: 210/0.575 kWh ¹
Total net capacity: 294 litre (Fridge: 210 litre/ Freezer compartment: 84 litre)
Noise output: 39 dB(A)
Climate rating: SN-ST (+10°C to +38°C)
Door/side walls: FireRed/FireRed
Exterior dimensions in cm (h/w/d): 181.2/55/63 ¹

Controls

- Mechanical control in interior, control dial
- Individually regulated cooling circuits: 1
- CoolPlus function

Fridge compartment

- Comfort GlassLine storage shelf with bottle holder, Egg tray
- 4 GlassLine storage shelves, of which one is divided into two parts
- Bottle shelf
- LED lighting
- 2 fruit and vegetable drawers

Freezer compartment **★ ★ ★ ★**

- 3 drawers, VarioSpace
- Ice cube tray
- Temperature rise time: 27 h
- Freezing capacity in 24 hrs: 4 kg
- Safety glass fittings


Key features

- SwingLine design
- Aluminium handles with integrated opening mechanism
- Versatile installation due to front ventilation
- Height-adjustable feet at front
- Reversible door hinging

Special accessories (from page 130)

- 01, 02, 04, 08, 09

CUwb 3311



Energy efficiency class: $\langle A^{++} \rangle^1$
Energy consumption year/24 hrs: 210/0.575 kWh ¹
Total net capacity: 294 litre (Fridge: 210 litre/ Freezer compartment: 84 litre)
Noise output: 39 dB(A)
Climate rating: SN-ST (+10°C to +38°C)
Door/side walls: WaterBlue/WaterBlue
Exterior dimensions in cm (h/w/d): 181.2/55/63 ¹

Controls

- Mechanical control in interior, control dial
- Individually regulated cooling circuits: 1
- CoolPlus function

Fridge compartment

- Comfort GlassLine storage shelf with bottle holder, Egg tray
- 4 GlassLine storage shelves, of which one is divided into two parts
- Bottle shelf
- LED lighting
- 2 fruit and vegetable drawers

Freezer compartment **★ ★ ★ ★**

- 3 drawers, VarioSpace
- Ice cube tray
- Temperature rise time: 27 h
- Freezing capacity in 24 hrs: 4 kg
- Safety glass fittings


Key features

- SwingLine design
- Aluminium handles with integrated opening mechanism
- Versatile installation due to front ventilation
- Height-adjustable feet at front
- Reversible door hinging

Special accessories (from page 130)

- 01, 02, 04, 08, 09

CUag 3311



Energy efficiency class: $\langle A^{++} \rangle^1$
Energy consumption year/24 hrs: 210/0.575 kWh ¹
Total net capacity: 294 litre (Fridge: 210 litre/ Freezer compartment: 84 litre)
Noise output: 39 dB(A)
Climate rating: SN-ST (+10°C to +38°C)
Door/side walls: AvacadoGreen/AvocadoGreen
Exterior dimensions in cm (h/w/d): 181.2/55/63 ¹

Controls

- Mechanical control in interior, control dial
- Individually regulated cooling circuits: 1
- CoolPlus function

Fridge compartment

- Comfort GlassLine storage shelf with bottle holder, Egg tray
- 4 GlassLine storage shelves, of which one is divided into two parts
- Bottle shelf
- LED lighting
- 2 fruit and vegetable drawers

Freezer compartment **★ ★ ★ ★**

- 3 drawers, VarioSpace
- Ice cube tray
- Temperature rise time: 27 h
- Freezing capacity in 24 hrs: 4 kg
- Safety glass fittings

Key features

- SwingLine design
- Aluminium handles with integrated opening mechanism
- Versatile installation due to front ventilation
- Height-adjustable feet at front
- Reversible door hinging

Special accessories (from page 130)

- 01, 02, 04, 08, 09

¹ To achieve the indicated energy consumption level, the wall spacers provided with the appliance must be used. These increase the appliance depth by approximately 3.5 cm. If the wall spacers are not used, the appliance will remain fully functional, but will have a slightly higher energy consumption level. You can find the full range of efficiency classes at page 3. According to (EU) 2017/1369 6a.



The distinctive **GlassLine** interior conveys build and finish quality. The shelves are made of safety glass. The sectioned, slide-under glass shelf can be located at different heights as required.



Models in the Comfort range now feature **Comfort GlassLine**: high quality glass shelving for the door interior. Comfort GlassLine comprises a robust satin-finished safety glass shelf, railings and an elegant plastic surround. The can/bottle racks have an adjustable holder for secure storage.



◀55▶

CUef 2811 Smart Frost A++ Smart Steel

Energy efficiency class: $\langle A^{++} \rangle^1$
 Energy consumption year/24 hrs: 191/0.523 kWh¹
 Total net capacity: 263 litre (Fridge: 210 litre/Freezer compartment: 53 litre)
 Noise output: 39 dB(A)
 Climate rating: SN-ST (+10°C to +38°C)
 Door/side walls: Stainless steel with SmartSteel/silver
 Exterior dimensions in cm (h/w/d): 161.2/55/63¹

Controls

- Mechanical control in interior, control dial
- Individually regulated cooling circuits: 1
- CoolPlus function

Fridge compartment

- Comfort GlassLine storage shelf with bottle holder, Egg tray
- 4 GlassLine storage shelves, of which one is divided into two parts
- Bottle shelf
- LED lighting
- 2 fruit and vegetable drawers

Freezer compartment ★ ★ ★ ★

- 2 drawers, VarioSpace
- Ice cube tray
- Temperature rise time: 25 h
- Freezing capacity in 24 hrs: 4 kg
- Safety glass fittings

Key features

- SwingLine design
- Stainless steel slimline handles with integrated opening mechanism
- Versatile installation due to front ventilation
- Height-adjustable feet at front
- Reversible door hinging

Special accessories (from page 130)

- 01, 02, 04, 08, 09

Colour/material options:
CU 2811 in white



◀55▶

CUsl 2811 Smart Frost A++ Silver

Energy efficiency class: $\langle A^{++} \rangle^1$
 Energy consumption year/24 hrs: 191/0.523 kWh¹
 Total net capacity: 263 litre (Fridge: 210 litre/Freezer compartment: 53 litre)
 Noise output: 39 dB(A)
 Climate rating: SN-ST (+10°C to +38°C)
 Door/side walls: silver/silver
 Exterior dimensions in cm (h/w/d): 161.2/55/63¹

Controls

- Mechanical control in interior, control dial
- Individually regulated cooling circuits: 1
- CoolPlus function

Fridge compartment

- Comfort GlassLine storage shelf with bottle holder, Egg tray
- 4 GlassLine storage shelves, of which one is divided into two parts
- Bottle shelf
- LED lighting
- 2 fruit and vegetable drawers

Freezer compartment ★ ★ ★ ★

- 2 drawers, VarioSpace
- Ice cube tray
- Temperature rise time: 25 h
- Freezing capacity in 24 hrs: 4 kg
- Safety glass fittings

Key features

- SwingLine design
- Stainless steel slimline handles with integrated opening mechanism
- Versatile installation due to front ventilation
- Height-adjustable feet at front
- Reversible door hinging

Special accessories (from page 130)

- 01, 02, 04, 08, 09



◀55▶

CUsl 2311 Smart Frost A++ Silver

Energy efficiency class: $\langle A^{++} \rangle^1$
 Energy consumption year/24 hrs: 176/0.481 kWh¹
 Total net capacity: 208 litre (Fridge: 155 litre/Freezer compartment: 53 litre)
 Noise output: 39 dB(A)
 Climate rating: SN-ST (+10°C to +38°C)
 Door/side walls: silver/silver
 Exterior dimensions in cm (h/w/d): 137.2/55/63¹

Controls

- Mechanical control in interior, control dial
- Individually regulated cooling circuits: 1
- CoolPlus function

Fridge compartment

- Comfort GlassLine storage shelf with bottle holder, Egg tray
- 3 GlassLine storage shelves, of which one is divided into two parts
- LED lighting
- 2 fruit and vegetable drawers

Freezer compartment ★ ★ ★ ★

- 2 drawers, VarioSpace
- Ice cube tray
- Temperature rise time: 25 h
- Freezing capacity in 24 hrs: 4 kg
- Safety glass fittings

Key features

- SwingLine design
- Stainless steel slimline handles with integrated opening mechanism
- Versatile installation due to front ventilation
- Height-adjustable feet at front
- Reversible door hinging

Special accessories (from page 130)

- 01, 02, 04, 08, 09



◀55▶

CU 2311 Smart Frost A++

Energy efficiency class: $\langle A^{++} \rangle^1$
 Energy consumption year/24 hrs: 176/0.481 kWh¹
 Total net capacity: 208 litre (Fridge: 155 litre/Freezer compartment: 53 litre)
 Noise output: 39 dB(A)
 Climate rating: SN-ST (+10°C to +38°C)
 Door/side walls: white/white
 Exterior dimensions in cm (h/w/d): 137.2/55/63¹

Controls

- Mechanical control in interior, control dial
- Individually regulated cooling circuits: 1
- CoolPlus function

Fridge compartment

- Comfort GlassLine storage shelf with bottle holder, Egg tray
- 3 GlassLine storage shelves, of which one is divided into two parts
- LED lighting
- 2 fruit and vegetable drawers

Freezer compartment ★ ★ ★ ★

- 2 drawers, VarioSpace
- Ice cube tray
- Temperature rise time: 25 h
- Freezing capacity in 24 hrs: 4 kg
- Safety glass fittings

Key features

- SwingLine design
- Ergonomically designed bar handles
- Versatile installation due to front ventilation
- Height-adjustable feet at front
- Reversible door hinging

Special accessories (from page 130)

- 01, 02, 04, 08, 09

¹ To achieve the indicated energy consumption level, the wall spacers provided with the appliance must be used. These increase the appliance depth by approximately 3.5 cm. If the wall spacers are not used, the appliance will remain fully functional, but will have a slightly higher energy consumption level.

You can find the full range of efficiency classes at page 3. According to (EU) 2017/1369 6a.

NoFrost Fridge-freezers



◀70▶



◀60▶

Fridge-freezers



◀55▶



◀55▶



◀55▶

CTNef 5215
Comfort



Energy efficiency class: **A⁺**¹
 Energy consumption year/24 hrs: 270/0.739 kWh¹
 Total net capacity: 418 litre (Fridge: 332 litre/Freezer compartment: 86 litre)
 Noise output: 40 dB(A)
 Climate rating: SN-T (+10°C to +43°C)
 Door/side walls: Stainless steel with SmartSteel/silver
 Exterior dimensions in cm (h/w/d): 185.2/69.7/76¹

Controls

- 2.4" TFT-monochrome display behind-the-door, touch electronic
- Digital temperature display for fridge and freezer compartments
- Individually regulated cooling circuits: 2
- Automatic SuperCool (time restricted)
- Automatic SuperFrost, time-controlled
- Warning signal in case of fault: visual and acoustic
- Door alarm: visual and acoustic

Fridge compartment

- Central-PowerCooling
- Comfort GlassLine storage shelf with bottle holder, Egg tray
- 4 GlassLine storage shelves
- Bottle shelf
- LED ceiling lighting
- 1 BioCool-Box on roller tracks

Freezer compartment ********

- Ice cube tray
- Temperature rise time: 24 h
- Freezing capacity in 24 hrs: 10 kg
- Safety glass fittings
- Door rack

Key features

- HardLine
- Vertical recessed handles
- Versatile installation due to front ventilation
- Transport handles at back
- Height-adjustable castors at back
- Height-adjustable feet at front, transport castors at back
- Reversible door hinging
- Replaceable door seal
- Concealed hinge with restricted opening

Special accessories (from page 130)

- 01, 02, 08, 09

Colour/material options: **CTN 5215** in white

CTNef 3663
Premium



Energy efficiency class: **A⁺**¹
 Energy consumption year/24 hrs: 223/0.610 kWh¹
 Total net capacity: 306 litre (Fridge: 246 litre/Freezer compartment: 60 litre)
 Noise output: 42 dB(A)
 Climate rating: SN-T (+10°C to +43°C)
 Door/side walls: Stainless steel with SmartSteel/silver
 Exterior dimensions in cm (h/w/d): 191.1/60/63¹

Controls

- MagicEye behind-the-door, key electronic
- LED temperature display for fridge and freezer compartments
- Individually regulated cooling circuits: 2
- Automatic SuperFrost, time-controlled
- Warning signal in case of fault: visual and acoustic
- Door alarm: acoustic

Fridge compartment

- PowerCooling
- Premium GlassLine storage shelf with bottle holder, Egg tray
- 5 GlassLine storage shelves, of which one is divided into two parts
- Bottle shelf
- LED lighting
- 1 spacious fruit and vegetable drawer on roller tracks

Freezer compartment ********

- Ice cube tray
- Temperature rise time: 20 h
- Freezing capacity in 24 hrs: 8 kg
- Safety glass fittings

Key features

- SwingLine design
- Stainless steel slimline handles with integrated opening mechanism
- Versatile installation due to front ventilation
- Transport handles at back
- Height-adjustable castors at back
- Height-adjustable feet at front, transport castors at back
- Reversible door hinging

Special accessories (from page 130)

- 01, 02, 04, 08, 09

CTP 2921
Comfort



Energy efficiency class: **A⁺**¹
 Energy consumption year/24 hrs: 201/0.549 kWh¹
 Total net capacity: 268 litre (Fridge: 216 litre/Freezer compartment: 52 litre)
 Noise output: 39 dB(A)
 Climate rating: SN-T (+10°C to +43°C)
 Door/side walls: white/white
 Exterior dimensions in cm (h/w/d): 157.1/55/63¹

Controls

- Mechanical control in interior, control dial
- Individually regulated cooling circuits: 1

Fridge compartment

- Comfort GlassLine storage shelf with bottle holder, Egg tray
- 4 GlassLine storage shelves
- LED lighting
- 1 spacious fruit and vegetable drawer

Freezer compartment ********

- Ice cube tray
- Temperature rise time: 24 h
- Freezing capacity in 24 hrs: 4 kg
- Safety glass fittings

Key features

- SwingLine design
- Recessed handles
- Versatile installation due to front ventilation
- Height-adjustable feet at front
- Reversible door hinging

Special accessories (from page 130)

- 01, 02, 04, 08, 09

CTPsl 2521
Comfort



Energy efficiency class: **A⁺**¹
 Energy consumption year/24 hrs: 187/0.510 kWh¹
 Total net capacity: 231 litre (Fridge: 187 litre/Freezer compartment: 44 litre)
 Noise output: 39 dB(A)
 Climate rating: SN-T (+10°C to +43°C)
 Door/side walls: silver/silver
 Exterior dimensions in cm (h/w/d): 140.1/55/63¹

Controls

- Mechanical control in interior, control dial
- Individually regulated cooling circuits: 1

Fridge compartment

- Comfort GlassLine storage shelf with bottle holder, Egg tray
- 3 GlassLine storage shelves
- LED lighting
- 1 spacious fruit and vegetable drawer

Freezer compartment ********

- Ice cube tray
- Temperature rise time: 22 h
- Freezing capacity in 24 hrs: 4 kg
- Safety glass fittings

Key features

- SwingLine design
- Recessed handles
- Versatile installation due to front ventilation
- Height-adjustable feet at front
- Reversible door hinging

Special accessories (from page 130)

- 01, 02, 04, 08, 09

CTP 2521
Comfort



Energy efficiency class: **A⁺**¹
 Energy consumption year/24 hrs: 187/0.510 kWh¹
 Total net capacity: 231 litre (Fridge: 187 litre/Freezer compartment: 44 litre)
 Noise output: 39 dB(A)
 Climate rating: SN-T (+10°C to +43°C)
 Door/side walls: white/white
 Exterior dimensions in cm (h/w/d): 140.1/55/63¹

Controls

- Mechanical control in interior, control dial
- Individually regulated cooling circuits: 1

Fridge compartment

- Comfort GlassLine storage shelf with bottle holder, Egg tray
- 3 GlassLine storage shelves
- LED lighting
- 1 spacious fruit and vegetable drawer

Freezer compartment ********

- Ice cube tray
- Temperature rise time: 22 h
- Freezing capacity in 24 hrs: 4 kg
- Safety glass fittings

Key features

- SwingLine design
- Recessed handles
- Versatile installation due to front ventilation
- Height-adjustable feet at front
- Reversible door hinging

Special accessories (from page 130)

- 01, 02, 04, 08, 09

¹ To achieve the indicated energy consumption level, the wall spacers provided with the appliance must be used. These increase the appliance depth by approximately 3.5 cm. If the wall spacers are not used, the appliance will remain fully functional, but will have a slightly higher energy consumption level.

You can find the full range of efficiency classes at page 3. According to (EU) 2017/1369 6a.



◀55▶



◀55▶



◀55▶



◀55▶



◀55▶

CTPsl 2121
Comfort

Smart Frost A++ Silver

Energy efficiency class: $\langle A^+ \rangle^1$
 Energy consumption year/24 hrs: 176/0.480 kWh¹
 Total net capacity: 195 litre (Fridge: 151 litre/Freezer compartment: 44 litre)
 Noise output: 39 dB(A)
 Climate rating: SN-T (+10°C to +43°C)
 Door/side walls: silver/silver
 Exterior dimensions in cm (h/w/d): 124.1/55/63¹

CTP 2121
Comfort

Smart Frost A++

Energy efficiency class: $\langle A^+ \rangle^1$
 Energy consumption year/24 hrs: 176/0.480 kWh¹
 Total net capacity: 195 litre (Fridge: 151 litre/Freezer compartment: 44 litre)
 Noise output: 39 dB(A)
 Climate rating: SN-T (+10°C to +43°C)
 Door/side walls: white/white
 Exterior dimensions in cm (h/w/d): 124.1/55/63¹

CTPfr 2121
Comfort

Smart Frost A++ Colour Line

Energy efficiency class: $\langle A^+ \rangle^1$
 Energy consumption year/24 hrs: 176/0.480 kWh¹
 Total net capacity: 195 litre (Fridge: 151 litre/
 Freezer compartment: 44 litre)
 Noise output: 39 dB(A)
 Climate rating: SN-T (+10°C to +43°C)
 Door/side walls: FireRed/FireRed
 Exterior dimensions in cm (h/w/d): 124.1/55/63¹

CTPwb 2121
Comfort

Smart Frost A++ Colour Line

Energy efficiency class: $\langle A^+ \rangle^1$
 Energy consumption year/24 hrs: 176/0.480 kWh¹
 Total net capacity: 195 litre (Fridge: 151 litre/
 Freezer compartment: 44 litre)
 Noise output: 39 dB(A)
 Climate rating: SN-T (+10°C to +43°C)
 Door/side walls: WaterBlue/WaterBlue
 Exterior dimensions in cm (h/w/d): 124.1/55/63¹

CTPag 2121
Comfort

Smart Frost A++ Colour Line

Energy efficiency class: $\langle A^+ \rangle^1$
 Energy consumption year/24 hrs: 176/0.480 kWh¹
 Total net capacity: 195 litre (Fridge: 151 litre/
 Freezer compartment: 44 litre)
 Noise output: 39 dB(A)
 Climate rating: SN-T (+10°C to +43°C)
 Door/side walls: AvacadoGreen/AvacadoGreen
 Exterior dimensions in cm (h/w/d): 124.1/55/63¹

Controls

- Mechanical control in interior, control dial
- Individually regulated cooling circuits: 1

Fridge compartment

- Comfort GlassLine storage shelf with bottle holder, Egg tray
- 3 GlassLine storage shelves
- LED lighting
- 1 spacious fruit and vegetable drawer

Freezer compartment ********

- Ice cube tray
- Temperature rise time: 22 h
- Freezing capacity in 24 hrs: 4 kg
- Safety glass fittings

Key features

- SwingLine design
- Recessed handles
- Versatile installation due to front ventilation
- Height-adjustable feet at front
- Reversible door hinging

Special accessories (from page 130)

- 01, 02, 04, 08, 09

Controls

- Mechanical control in interior, control dial
- Individually regulated cooling circuits: 1

Fridge compartment

- Comfort GlassLine storage shelf with bottle holder, Egg tray
- 3 GlassLine storage shelves
- LED lighting
- 1 spacious fruit and vegetable drawer

Freezer compartment ********

- Ice cube tray
- Temperature rise time: 22 h
- Freezing capacity in 24 hrs: 4 kg
- Safety glass fittings

Key features

- SwingLine design
- Recessed handles
- Versatile installation due to front ventilation
- Height-adjustable feet at front
- Reversible door hinging

Special accessories (from page 130)

- 01, 02, 04, 08, 09

Controls

- Mechanical control in interior, control dial
- Individually regulated cooling circuits: 1

Fridge compartment

- Comfort GlassLine storage shelf with bottle holder, Egg tray
- 3 GlassLine storage shelves
- LED lighting
- 1 spacious fruit and vegetable drawer

Freezer compartment ********

- Ice cube tray
- Temperature rise time: 22 h
- Freezing capacity in 24 hrs: 4 kg
- Safety glass fittings

Key features

- SwingLine design
- Recessed handles
- Versatile installation due to front ventilation
- Height-adjustable feet at front
- Reversible door hinging

Special accessories (from page 130)

- 01, 02, 04, 08, 09

Controls

- Mechanical control in interior, control dial
- Individually regulated cooling circuits: 1

Fridge compartment

- Comfort GlassLine storage shelf with bottle holder, Egg tray
- 3 GlassLine storage shelves
- LED lighting
- 1 spacious fruit and vegetable drawer

Freezer compartment ********

- Ice cube tray
- Temperature rise time: 22 h
- Freezing capacity in 24 hrs: 4 kg
- Safety glass fittings

Key features

- SwingLine design
- Recessed handles
- Versatile installation due to front ventilation
- Height-adjustable feet at front
- Reversible door hinging

Special accessories (from page 130)

- 01, 02, 04, 08, 09

Controls

- Mechanical control in interior, control dial
- Individually regulated cooling circuits: 1

Fridge compartment

- Comfort GlassLine storage shelf with bottle holder, Egg tray
- 3 GlassLine storage shelves
- LED lighting
- 1 spacious fruit and vegetable drawer

Freezer compartment ********

- Ice cube tray
- Temperature rise time: 22 h
- Freezing capacity in 24 hrs: 4 kg
- Safety glass fittings

Key features

- SwingLine design
- Recessed handles
- Versatile installation due to front ventilation
- Height-adjustable feet at front
- Reversible door hinging

Special accessories (from page 130)

- 01, 02, 04, 08, 09

¹ To achieve the indicated energy consumption level, the wall spacers provided with the appliance must be used. These increase the appliance depth by approximately 3.5 cm. If the wall spacers are not used, the appliance will remain fully functional, but will have a slightly higher energy consumption level.

You can find the full range of efficiency classes at page 3. According to (EU) 2017/1369 6a.

Fridges



KBef 4310

Our fridges: an overview

Liebherr fridges excel with their impressive freshness technology. The range on offer extends from models featuring a classic vegetable compartment, to BioCool models with an adjustable humidity compartment, all the way to BioFresh appliances, which deliver the longest-lasting freshness. Whatever you're looking for, you're sure to find just the right fridge to meet your needs and requirements within Liebherr's comprehensive range – be it an upright, under counter or counter top appliance.

Bio Fresh

In the BioFresh compartments food retains its healthy vitamins, aroma and appetising appearance significantly longer than in a conventional fridge. Through its advanced technology the temperature is accurately maintained at around 0°C.

Bio Cool

The BioCool-Box allows regulation of the humidity level within the fridge compartment so that food keeps fresh for longer. It is convenient-to-use and it ensures that stored food is clear visibility.

Fridges



**Bio
Fresh**

from page 76



**Bio
Cool**

from page 78



from page 79

Under counter fridges



from page 86

Quality in every detail



Bio Fresh

The fresher your food, the better it is for a healthy diet. **BioFresh safes**, sited on telescopic rails, guarantee the perfect environment for greater freshness. When stored at a temperature of just over 0°C and at just the right humidity level, fruit and vegetables, fish, meat and dairy products all retain their vitamins, delicate flavours and appetising appearance for far longer than in a conventional fridge compartment.



The high-performance **PowerCooling** system ensures that newly stored produce is quickly cooled and an even temperature is maintained throughout the interior. A door contact switch turns off the fan when the door is opened, saving energy.



Soft System

The **SoftSystem** integrated in the door cushions the movement when the door is closed and ensures gentle closing even when the inside of the door is fully loaded.



Bio Cool

The **BioCool-Box** allows regulation of the humidity level within the fridge compartment so that food keeps fresh for longer. The BioCool-Box is positioned on smooth-running telescopic rails; it is convenient to use and it ensures that stored food is clear visibility. The humidity level in the BioCool-Box is regulated using a slider.



The high-resolution, high-contrast **2.4" touchscreen display** is integrated behind the door and enables intuitive temperature setting.



LED

Maintenance-free and energy efficient: long-life **LEDs** provide perfect illumination of the interior. LEDs emit very little heat, which ensures that fresh food is always optimally stored. The sophisticated integrated lighting design ensures maximum use of the interior space (it does not detract from the net capacity).

The features shown are model dependent; the description applies to the relevant model.

Quality in every detail



LED

The **LED rear wall lighting** is integrated into the rear section of the horizontal dividing shelf. Energy-efficient, environmentally friendly and maintenance-free LEDs optimally illuminate the back section of the Fridge compartment, from top to bottom and provide high-quality illumination.

The **versatile bottle shelf** is an innovative feature in all BioFresh Premium models. It can be positioned above or below the glass shelf to suite individual requirements.



The **replaceable door seal** optimally supports safe food storage. It is designed to match the appliance door or housing colour and can be easily inserted, cleaned or replaced, ensuring that spotless hygiene standards can be consistently met.



The distinctive **GlassLine** interior conveys build and finish quality. The shelves are made of safety glass. The sectioned, slide-under glass shelf can be located at different heights as required.



Smart Steel

SmartSteel significantly reduces the visibility of fingerprints. The high-quality stainless steel finish makes SmartSteel surfaces particularly easy-to-clean and far more scratch-resistant.



Soft Telescopic

The BioFresh safes with **SoftTelescopic** provides a convenient, self-retracting system with soft closing, making their daily use both practical and secure.

The features shown are model dependent; the description applies to the relevant model.



The fresher your food, the better it is for a healthy diet. **BioFresh safes**, sited on telescopic rails, guarantee the perfect environment for greater freshness. When stored at a temperature of just over 0°C and at just the right humidity level, fruit and vegetables, fish, meat and dairy products all retain their vitamins, delicate flavours and appetising appearance for far longer than in a conventional fridge compartment.



The useful **VarioSafe** makes it easy to view and organise a variety of stored items: it is the ideal place to store smaller packets, tubes and glass jars. The VarioSafe can also be inserted at a different height to accommodate different containers.



KBPes 4354
Premium

Bio Fresh A+++ A-20% Soft System Soft Telescopic Smart Steel

Energy efficiency class: $\lt; A^{+++}$ ¹

Energy consumption year/24 hrs: 128/0.350 kWh ¹

Total net capacity: 338 litre (Fridge: 314 litre including BioFresh compartment: 133 litre / Freezer compartment: 24 litre)

Noise output: 37 dB(A)

Climate rating: SN-T (+10°C to +43°C)

Door /side walls: Stainless steel with SmartSteel /Stainless steel with SmartSteel

Exterior dimensions in cm (h/w/d): 185/60/66.5 ¹

This appliance is not available in Great Britain

Controls

- 2.4" TFT-colour display behind-the-door, touch electronic
- Digital temperature display for fridge and BioFresh compartments
- Automatic SuperCool (time restricted)
- Warning signal in case of fault: visual and acoustic
- Door alarm: visual and acoustic

Fridge and BioFresh compartments

- PowerCooling with FreshAir activated charcoal filter
- Premium GlassLine storage shelf with bottle holder, VarioBoxes, Egg tray
- 3 GlassLine storage shelves, of which one is divided into two parts
- VarioSafe
- Variable bottle shelf
- LED light column on both sides
- LED BioFresh lighting
- LED rear wall lighting
- 3 BioFresh-Safes with SoftTelescopic, of which 2 can be set variably to HydroSafe or DrySafe

Freezer compartment ********

- Ice cube tray
- Temperature rise time: 16 h
- Freezing capacity in 24 hrs: 3 kg

Key features

- HardLine
- Aluminium handle with integrated opening mechanism
- Versatile installation due to front ventilation
- Transport handles at back
- Height-adjustable castors at back
- Height-adjustable feet at front, transport castors at back
- Reversible door hinging
- Replaceable door seal
- Concealed hinge with restricted opening

Special accessories (from page 130)

- 01, 02, 03, 04, 05, 06, 08, 09, 12, 23

KBef 4310
Comfort

Bio Fresh A+++ Smart Steel

Energy efficiency class: $\lt; A^{+++}$ ¹

Energy consumption year/24 hrs: 90/0.244 kWh ¹

Total net capacity: 366 litre (Fridge: 366 litre including BioFresh compartment: 133 litre)

Noise output: 38 dB(A)

Climate rating: SN-T (+10°C to +43°C)

Door /side walls: Stainless steel with SmartSteel/silver

Exterior dimensions in cm (h/w/d): 185/60/66.5 ¹

Controls

- 2.4" TFT-monochrome display behind-the-door, touch electronic
- Digital temperature display for fridge and BioFresh compartments
- Automatic SuperCool (time restricted)
- Warning signal in case of fault: visual and acoustic
- Door alarm: visual and acoustic

Fridge and BioFresh compartments

- PowerCooling with FreshAir activated charcoal filter
- Comfort GlassLine storage shelf with bottle holder, Egg tray
- 5 GlassLine storage shelves, of which one is divided into two parts
- Integrated bottle shelf
- LED ceiling lighting
- 3 BioFresh-Safes on telescopic rails, of which 2 can be set variably to HydroSafe or DrySafe

Key features

- HardLine
- Aluminium handle with integrated opening mechanism
- Versatile installation due to front ventilation
- Transport handles at back
- Height-adjustable castors at back
- Height-adjustable feet at front, transport castors at back
- Reversible door hinging
- Replaceable door seal
- Concealed hinge with restricted opening

Special accessories (from page 130)

- 01, 02, 03, 04, 05, 06, 23, 28

KB 4310
Comfort

Bio Fresh A+++

Energy efficiency class: $\lt; A^{+++}$ ¹

Energy consumption year/24 hrs: 90/0.244 kWh ¹

Total net capacity: 366 litre (Fridge: 366 litre including BioFresh compartment: 133 litre)

Noise output: 38 dB(A)

Climate rating: SN-T (+10°C to +43°C)

Door /side walls: white/white

Exterior dimensions in cm (h/w/d): 185/60/66.5 ¹

Controls

- 2.4" TFT-monochrome display behind-the-door, touch electronic
- Digital temperature display for fridge and BioFresh compartments
- Automatic SuperCool (time restricted)
- Warning signal in case of fault: visual and acoustic
- Door alarm: visual and acoustic

Fridge and BioFresh compartments

- PowerCooling with FreshAir activated charcoal filter
- Comfort GlassLine storage shelf with bottle holder, Egg tray
- 5 GlassLine storage shelves, of which one is divided into two parts
- Integrated bottle shelf
- LED ceiling lighting
- 3 BioFresh-Safes on telescopic rails, of which 2 can be set variably to HydroSafe or DrySafe

Key features

- HardLine
- Slimline handle with integrated opening mechanism
- Versatile installation due to front ventilation
- Transport handles at back
- Height-adjustable castors at back
- Height-adjustable feet at front, transport castors at back
- Reversible door hinging
- Replaceable door seal
- Concealed hinge with restricted opening

Special accessories (from page 130)

- 01, 02, 03, 04, 05, 06, 23, 28

¹ To achieve the indicated energy consumption level, the wall spacers provided with the appliance must be used. These increase the appliance depth by approximately 1.5 cm. If the wall spacers are not used, the appliance will remain fully functional, but will have a slightly higher energy consumption level.


You can find the full range of efficiency classes at page 3. According to (EU) 2017/1369 6a.



The **BioCool-Box** allows regulation of the humidity level within the fridge compartment so that food keeps fresh for longer. The BioCool-Box is positioned on smooth-running telescopic rails; its convenient-to-use and it ensures that stored food is clear visibility. The humidity level in the BioCool-Box is regulated using a slide control.



The high-performance **PowerCooling** system ensures that newly stored produce is quickly cooled and an even temperature is maintained throughout the interior. An electronic door switch turns off the fan when the door is opened, saving energy. The **FreshAir** activated charcoal filter that is integrated into the fan purifies circulating air and quickly traps odours.



Kef 4310
Comfort

Bio Cool A+++ Smart Steel

Energy efficiency class: $\langle A^{+++} \rangle^1$
Energy consumption year / 24 hrs: 78 / 0.212 kWh¹
Total net capacity: 390 litre
Noise output: 38 dB(A)
Climate rating: SN-T (+10°C to +43°C)
Door / side walls: Stainless steel with SmartSteel / silver
Exterior dimensions in cm (h / w / d): 185 / 60 / 66.5¹

Controls

- 2.4" TFT-monochrome display behind-the-door, touch electronic
- Digital temperature display
- Automatic SuperCool (time restricted)
- Warning signal in case of fault: visual and acoustic
- Door alarm: visual and acoustic

Fridge compartment

- PowerCooling with FreshAir activated charcoal filter
- Comfort GlassLine storage shelf with bottle holder, Egg tray
- 6 GlassLine storage shelves, of which one is divided into two parts
- Bottle shelf
- LED ceiling lighting
- 2 BioCool-Boxes on telescopic rails

Key features

- HardLine
- Aluminium handle with integrated opening mechanism
- Versatile installation due to front ventilation
- Transport handles at back
- Height-adjustable castors at back
- Height-adjustable feet at front, transport castors at back
- Reversible door hinging
- Replaceable door seal
- Concealed hinge with restricted opening

Special accessories (from page 130)

- 01, 02, 03, 04, 05, 06, 23, 28

Colour / material options:
K 4310 in white

K 3710
Comfort

Bio Cool A+++

Energy efficiency class: $\langle A^{+++} \rangle^1$
Energy consumption year / 24 hrs: 75 / 0.204 kWh¹
Total net capacity: 342 litre
Noise output: 38 dB(A)
Climate rating: SN-T (+10°C to +43°C)
Door / side walls: white / white
Exterior dimensions in cm (h / w / d): 165 / 60 / 66.5¹

Controls

- 2.4" TFT-monochrome display behind-the-door, touch electronic
- Digital temperature display
- Automatic SuperCool (time restricted)
- Warning signal in case of fault: visual and acoustic
- Door alarm: visual and acoustic

Fridge compartment

- PowerCooling with FreshAir activated charcoal filter
- Comfort GlassLine storage shelf with bottle holder, Egg tray
- 6 GlassLine storage shelves, of which one is divided into two parts
- Bottle shelf
- LED ceiling lighting
- 1 BioCool-Box on telescopic rails

Key features

- HardLine
- Slimline handle with integrated opening mechanism
- Versatile installation due to front ventilation
- Transport handles at back
- Height-adjustable castors at back
- Height-adjustable feet at front, transport castors at back
- Reversible door hinging
- Replaceable door seal
- Concealed hinge with restricted opening

Special accessories (from page 130)

- 01, 02, 03, 04, 06, 23, 28

Colour / material options:
Kef 3710 with Stainless steel front

Ksl 3130
Comfort

A++ Silver

Energy efficiency class: $\langle A^{++} \rangle^1$
Energy consumption year / 24 hrs: 109 / 0.296 kWh¹
Total net capacity: 297 litre
Noise output: 39 dB(A)
Climate rating: SN-T (+10°C to +43°C)
Door / side walls: silver / silver
Exterior dimensions in cm (h / w / d): 144.7 / 60 / 63¹

Controls

- MagicEye on front, key electronic
- Graphic temperature display
- Automatic SuperCool

Fridge compartment

- PowerCooling
- Comfort GlassLine storage shelf with bottle holder, Egg tray
- 6 GlassLine storage shelves, of which one is divided into two parts
- Bottle shelf
- LED lighting
- 2 fruit and vegetable drawers

Key features

- SwingLine design
- Stainless steel slimline handle with integrated opening mechanism
- Versatile installation due to front ventilation
- Transport handles at back
- Height-adjustable castors at back
- Height-adjustable feet at front, transport castors at back
- Reversible door hinging

Special accessories (from page 130)

- 01, 02, 04

Colour / material options:
K 3130 in white

¹ To achieve the indicated energy consumption level, the wall spacers provided with the appliance must be used. These increase the appliance depth by approximately 3.5 cm and 1.5 cm at BluPerformance-appliances. If the wall spacers are not used, the appliance will remain fully functional, but will have a slightly higher energy consumption level.


You can find the full range of efficiency classes at page 3. According to (EU) 2017/1369 6a.



The **4-star freezer** compartment is designed to freeze fresh food and store it for long periods. Temperatures of -18°C and lower ensure that nutritional content is preserved during storage.



The **bottle shelf** is the practical and elegant answer for storing drinks. As many as five bottles can be chilled and stored neatly.



◀55▶

K 2814 Comfort	A++
Energy efficiency class: $\langle A^{++} \rangle^1$	
Energy consumption year/24 hrs: 178/0.485 kWh ¹	
Total net capacity: 250 litre (Fridge: 229 litre/Freezer compartment: 21 litre)	
Noise output: 39 dB(A)	
Climate rating: SN-ST (+10°C to +38°C)	
Door/side walls: white/white	
Exterior dimensions in cm (h/w/d): 140.2/55/63 ¹	

Controls
<ul style="list-style-type: none"> · Mechanical control in interior, control dial · CoolPlus function
Fridge compartment
<ul style="list-style-type: none"> · Comfort GlassLine storage shelf with bottle holder, Egg tray · 5 GlassLine storage shelves, of which one is divided into two parts · Bottle shelf · LED lighting · 2 fruit and vegetable drawers
Freezer compartment ****
<ul style="list-style-type: none"> · Ice cube tray · Temperature rise time: 15 h · Freezing capacity in 24 hrs: 2 kg
Key features
<ul style="list-style-type: none"> · SwingLine design · Ergonomically designed slimline handle · Versatile installation due to front ventilation · Transport handles at back · Height-adjustable castors at back · Height-adjustable feet at front, transport castors at back · Reversible door hinging
Special accessories (from page 130)
· 01, 02, 04, 08
Colour/material options:
Ksl 2814 in silver



◀60▶

Ksl 2630 Comfort	A++	Silver
Energy efficiency class: $\langle A^{++} \rangle^1$		
Energy consumption year/24 hrs: 104/0.283 kWh ¹		
Total net capacity: 248 litre		
Noise output: 39 dB(A)		
Climate rating: SN-T (+10°C to +43°C)		
Door/side walls: silver/silver		
Exterior dimensions in cm (h/w/d): 125/60/63 ¹		


Controls
<ul style="list-style-type: none"> · MagicEye on front, key electronic · Graphic temperature display · Automatic SuperCool · Automatic SuperFrost, time-controlled
Fridge compartment
<ul style="list-style-type: none"> · PowerCooling · Comfort GlassLine storage shelf with bottle holder, Egg tray · 5 GlassLine storage shelves, of which one is divided into two parts · Bottle shelf · LED lighting · 2 fruit and vegetable drawers
Key features
<ul style="list-style-type: none"> · SwingLine design · Stainless steel slimline handle with integrated opening mechanism · Versatile installation due to front ventilation · Transport handles at back · Height-adjustable castors at back · Height-adjustable feet at front, transport castors at back · Reversible door hinging
Special accessories (from page 130)
· 01, 02, 04



◀60▶

K 2630 Comfort	A++
Energy efficiency class: $\langle A^{++} \rangle^1$	
Energy consumption year/24 hrs: 104/0.283 kWh ¹	
Total net capacity: 248 litre	
Noise output: 39 dB(A)	
Climate rating: SN-T (+10°C to +43°C)	
Door/side walls: white/white	
Exterior dimensions in cm (h/w/d): 125/60/63 ¹	

Controls
<ul style="list-style-type: none"> · MagicEye on front, key electronic · Graphic temperature display · Automatic SuperCool
Fridge compartment
<ul style="list-style-type: none"> · PowerCooling · Comfort GlassLine storage shelf with bottle holder, Egg tray · 5 GlassLine storage shelves, of which one is divided into two parts · Bottle shelf · LED lighting · 2 fruit and vegetable drawers
Key features
<ul style="list-style-type: none"> · SwingLine design · Slimline handle with integrated opening mechanism · Versatile installation due to front ventilation · Transport handles at back · Height-adjustable castors at back · Height-adjustable feet at front, transport castors at back · Reversible door hinging
Special accessories (from page 130)
· 01, 02, 04



◀55▶

K 2330 Comfort	A+
Energy efficiency class: $\langle A \rangle^1$	
Energy consumption year/24 hrs: 126/0.344 kWh ¹	
Total net capacity: 213 litre	
Noise output: 39 dB(A)	
Climate rating: SN-ST (+10°C to +38°C)	
Door/side walls: white/white	
Exterior dimensions in cm (h/w/d): 117.5/55/63	

Controls
<ul style="list-style-type: none"> · Mechanical control in interior, control dial
Fridge compartment
<ul style="list-style-type: none"> · Comfort GlassLine storage shelf with bottle holder, Egg tray · 5 GlassLine storage shelves, of which one is divided into two parts · Bottle shelf · LED lighting · 2 fruit and vegetable drawers
Key features
<ul style="list-style-type: none"> · SwingLine design · Ergonomically designed slimline handle · Versatile installation due to front ventilation · Transport handles at back · Height-adjustable castors at back · Height-adjustable feet at front, transport castors at back · Reversible door hinging
Special accessories (from page 130)
· 01, 02, 04

¹ To achieve the indicated energy consumption level, the wall spacers provided with the appliance must be used. These increase the appliance depth by approximately 3.5 cm. If the wall spacers are not used, the appliance will remain fully functional, but will have a slightly higher energy consumption level.

You can find the full range of efficiency classes at page 3. According to (EU) 2017/1369 6a.

Under counter fridges



TP 1760

Quality in every detail



The elegant and precise **MagicEye** control with its digital temperature display lets you keep the temperature at exactly the level you select. The clear arrangement of the function buttons makes for easy and convenient use. The automatic **SuperCool** function lowers the refrigerator temperature to +2°C. It is perfect for quickly cooling freshly stored food.



You can freeze fresh food and store frozen food for long periods in appliances with the **4-star freezer compartment**. Temperatures of -18°C and lower ensure food is stored with all the vital vitamins and minerals preserved.



The distinctive **GlassLine** interior conveys build and finish quality. The shelves are made of safety glass. The sectioned, slide-under glass shelf lends itself to versatile use as it can be inserted at different heights, as required.



The **slimline door handle** is aesthetically pleasing and ergonomically designed for ease of opening. Under counter fridges with manual controls can be further reduced in height by **removing the top** of the fridge.



Ergonomically designed, the extra deep transparent **vegetable compartments** are easy-to-clean and provide ample storage for fruit and vegetables.



Premium GlassLine door shelves with stainless steel trim. Elegant s/steel bars help retain taller bottles and jars.

The features shown are model dependent; the description applies to the relevant model.



◀60▶



◀60▶



◀60▶



◀60▶



◀55▶



◀55▶

TP 1764 Premium	A+++
Energy efficiency class: $\langle A^{+++} \rangle^1$	
Energy consumption year/24 hrs: 99/0.270 kWh ¹	
Total net capacity: 136 litre (Fridge: 118 litre/ Freezer compartment: 18 litre)	
Noise output: 37 dB(A)	
Climate rating: SN-T (+10°C to +43°C)	
Door/side walls: white/white	
Exterior dimensions in cm (h/w/d): 85/60.1/62.8 ¹	

Controls
<ul style="list-style-type: none"> · MagicEye on front, key electronic · Digital temperature display for fridge compartment
Fridge compartment
<ul style="list-style-type: none"> · Premium GlassLine storage shelf with bottle holder, Egg tray · 3 GlassLine storage shelves, of which one is divided into two parts · LED lighting · 2 fruit and vegetable drawers
Freezer compartment ****
<ul style="list-style-type: none"> · Ice cube tray · Temperature rise time: 17 h · Freezing capacity in 24 hrs: 2 kg
Key features
<ul style="list-style-type: none"> · SwingDesign · Ergonomically designed slimline handle · Versatile installation due to front ventilation · Height-adjustable feet at front · Reversible door hinging
Special accessories (from page 130)
<ul style="list-style-type: none"> · 01, 02

TP 1760 Premium	A+++
Energy efficiency class: $\langle A^{+++} \rangle^1$	
Energy consumption year/24 hrs: 64/0.173 kWh ¹	
Total net capacity: 154 litre	
Noise output: 35 dB(A)	
Climate rating: SN-T (+10°C to +43°C)	
Door/side walls: white/white	
Exterior dimensions in cm (h/w/d): 85/60.1/62.8 ¹	

Controls
<ul style="list-style-type: none"> · MagicEye on front, key electronic · Digital temperature display · Automatic SuperCool
Fridge compartment
<ul style="list-style-type: none"> · Premium GlassLine storage shelf with bottle holder, Egg tray · 4 GlassLine storage shelves, of which one is divided into two parts · LED lighting · 2 fruit and vegetable drawers
Key features
<ul style="list-style-type: none"> · SwingDesign · Ergonomically designed slimline handle · Versatile installation due to front ventilation · Height-adjustable feet at front · Reversible door hinging
Special accessories (from page 130)
<ul style="list-style-type: none"> · 01, 02

TPesf 1714 Comfort	A++
Energy efficiency class: $\langle A^{++} \rangle^1$	
Energy consumption year/24 hrs: 146/0.399 kWh ¹	
Total net capacity: 143 litre (Fridge: 125 litre/ Freezer compartment: 18 litre)	
Noise output: 39 dB(A)	
Climate rating: SN-ST (+10°C to +38°C)	
Door/side walls: Stainless steel/silver	
Exterior dimensions in cm (h/w/d): 85/60.1/61 ¹	

Controls
<ul style="list-style-type: none"> · Mechanical control in interior, control dial · CoolPlus function
Fridge compartment
<ul style="list-style-type: none"> · Comfort GlassLine storage shelf with bottle holder, Egg tray · 2 GlassLine storage shelves, of which one is divided into two parts · LED lighting · 2 fruit and vegetable drawers
Freezer compartment ****
<ul style="list-style-type: none"> · Ice cube tray · Temperature rise time: 10 h · Freezing capacity in 24 hrs: 2 kg
Key features
<ul style="list-style-type: none"> · HardLine · Stainless steel slimline door handle · Under-worktop installation compatible due to front ventilation (exhaust ventilation via grills in worktop) and removable tabletop · Height-adjustable feet at front · Reversible door hinging
Special accessories (from page 130)
<ul style="list-style-type: none"> · 01, 02, 13, 14

TPesf 1710 Comfort	A++
Energy efficiency class: $\langle A^{++} \rangle^1$	
Energy consumption year/24 hrs: 93/0.254 kWh ¹	
Total net capacity: 145 litre	
Noise output: 39 dB(A)	
Climate rating: SN-ST (+10°C to +38°C)	
Door/side walls: Stainless steel/silver	
Exterior dimensions in cm (h/w/d): 85/60.1/61 ¹	

Controls
<ul style="list-style-type: none"> · Mechanical control in interior, control dial
Fridge compartment
<ul style="list-style-type: none"> · Comfort GlassLine storage shelf with bottle holder, Egg tray · 4 GlassLine storage shelves, of which one is divided into two parts · LED lighting · 2 fruit and vegetable drawers
Key features
<ul style="list-style-type: none"> · HardLine · Stainless steel slimline door handle · Under-worktop installation compatible due to front ventilation (exhaust ventilation via grills in worktop) and removable tabletop · Height-adjustable feet at front · Reversible door hinging
Special accessories (from page 130)
<ul style="list-style-type: none"> · 01, 02, 13, 14

TP 1414 Comfort	A++
Energy efficiency class: $\langle A^{++} \rangle^1$	
Energy consumption year/24 hrs: 139/0.380 kWh ¹	
Total net capacity: 122 litre (Fridge: 107 litre/ Freezer compartment: 15 litre)	
Noise output: 41 dB(A)	
Climate rating: SN-ST (+10°C to +38°C)	
Door/side walls: white/white	
Exterior dimensions in cm (h/w/d): 85/55.4/62.3 ¹	

Controls
<ul style="list-style-type: none"> · Mechanical control in interior, control dial · CoolPlus function
Fridge compartment
<ul style="list-style-type: none"> · Comfort GlassLine storage shelf with bottle holder, Egg tray · 2 GlassLine storage shelves · LED lighting · 1 spacious fruit and vegetable drawer
Freezer compartment ****
<ul style="list-style-type: none"> · Temperature rise time: 10 h · Freezing capacity in 24 hrs: 2 kg
Key features
<ul style="list-style-type: none"> · SwingDesign · Ergonomically designed slimline handle · Under-worktop installation compatible due to front ventilation (exhaust ventilation via grills in worktop) and removable tabletop · Height-adjustable feet at front · Reversible door hinging
Special accessories (from page 130)
<ul style="list-style-type: none"> · 01, 02

TP 1410 Comfort	A++
Energy efficiency class: $\langle A^{++} \rangle^1$	
Energy consumption year/24 hrs: 92/0.252 kWh ¹	
Total net capacity: 136 litre	
Noise output: 38 dB(A)	
Climate rating: SN-ST (+10°C to +38°C)	
Door/side walls: white/white	
Exterior dimensions in cm (h/w/d): 85/55.4/62.3 ¹	

Controls
<ul style="list-style-type: none"> · Mechanical control in interior, control dial
Fridge compartment
<ul style="list-style-type: none"> · Comfort GlassLine storage shelf with bottle holder, Egg tray · 4 GlassLine storage shelves · LED lighting · 1 spacious fruit and vegetable drawer
Key features
<ul style="list-style-type: none"> · SwingDesign · Ergonomically designed slimline handle · Under-worktop installation compatible due to front ventilation (exhaust ventilation via grills in worktop) and removable tabletop · Height-adjustable feet at front · Reversible door hinging
Special accessories (from page 130)
<ul style="list-style-type: none"> · 01, 02

¹ To achieve the indicated energy consumption level, the wall spacers provided with the appliance must be used. These increase the appliance depth by approximately 3.5 cm. If the wall spacers are not used, the appliance will remain fully functional, but will have a slightly higher energy consumption level.

You can find the full range of efficiency classes at page 3. According to (EU) 2017/1369 6a.



The space-saving integrated **LED light** ensures that the whole interior of the refrigerator is evenly and harmoniously lit. With its low energy consumption, the long-lasting LED light is an environmentally friendly solution for a perfect overview of the food in the fridge.



Models in the Comfort range feature **Comfort GlassLine**: high quality glass shelving for the door interior. Comfort GlassLine comprises a robust satin-finished safety glass shelf, railings and an elegant plastic surround. The can/bottle racks have an adjustable holder for secure storage.



◀50▶



◀50▶



◀50▶

T 1414 Comfort	A⁺
Energy efficiency class: <A>	
Energy consumption year/24 hrs: 177/0.484 kWh	
Total net capacity: 122 litre (Fridge: 107 litre/Freezer compartment: 15 litre)	
Noise output: 41 dB(A)	
Climate rating: SN-ST (+10°C to +38°C)	
Door/side walls: white/white	
Exterior dimensions in cm (h/w/d): 85/50.1/62	

Controls
· Mechanical control in interior, control dial
· CoolPlus function
Fridge compartment
· Comfort GlassLine storage shelf with bottle holder, Egg tray
· 2 GlassLine storage shelves
· LED lighting
· 1 spacious fruit and vegetable drawer
Freezer compartment ****
· Temperature rise time: 10 h
· Freezing capacity in 24 hrs: 2 kg
Key features
· SwingDesign
· Ergonomically designed slimline handle
· Under-worktop installation compatible due to front ventilation (exhaust ventilation via grills in worktop) and removable tabletop
· Height-adjustable feet at front
· Reversible door hinging
Special accessories (from page 130)
· 01, 02

T 1410 Comfort	A⁺
Energy efficiency class: <A>	
Energy consumption year/24 hrs: 118/0.321 kWh	
Total net capacity: 136 litre	
Noise output: 37 dB(A)	
Climate rating: SN-ST (+10°C to +38°C)	
Door/side walls: white/white	
Exterior dimensions in cm (h/w/d): 85/50.1/62	

Controls
· Mechanical control in interior, control dial
Fridge compartment
· Comfort GlassLine storage shelf with bottle holder, Egg tray
· 4 GlassLine storage shelves
· LED lighting
· 1 spacious fruit and vegetable drawer
Key features
· SwingDesign
· Ergonomically designed slimline handle
· Under-worktop installation compatible due to front ventilation (exhaust ventilation via grills in worktop) and removable tabletop
· Height-adjustable feet at front
· Reversible door hinging
Special accessories (from page 130)
· 01, 02

Tb 1400	A⁺
Energy efficiency class: <A>	
Energy consumption year/24 hrs: 118/0.321 kWh	
Total net capacity: 136 litre	
Noise output: 37 dB(A)	
Climate rating: SN-ST (+10°C to +38°C)	
Door/side walls: black/black	
Exterior dimensions in cm (h/w/d): 85/50.1/62	

Controls
· Mechanical control in interior, control dial
Fridge compartment
· Plastic door shelves, Egg tray
· 4 GlassLine storage shelves
· LED lighting
· 1 spacious fruit and vegetable drawer
Key features
· SwingDesign
· Recessed handle
· Under-worktop installation compatible due to front ventilation (exhaust ventilation via grills in worktop) and removable tabletop
· Height-adjustable feet at front
· Reversible door hinging
Special accessories (from page 130)
· 01, 02

1 To achieve the indicated energy consumption level, the wall spacers provided with the appliance must be used. These increase the appliance depth by approximately 3.5 cm. If the wall spacers are not used, the appliance will remain fully functional, but will have a slightly higher energy consumption level.

You can find the full range of efficiency classes at page 3. According to (EU) 2017/1369 6a.

Freezers

GNP 4355



Our freezers: an overview

Featuring a choice of NoFrost, SmartFrost, StopFrost or FrostProtect – Liebherr freezers offer maximum convenience. With tall, under counter and chest freezers available – Liebherr has just the right appliance whatever your requirements. Choose from a variety of sizes and select your preferred fittings.

No Frost

The **NoFrost** system from Liebherr provides rapid, fan-assisted, frost-free freezing for the safe, long-term storage of food. The NoFrost technology creates a much larger storage capacity and keeps the freezer constantly frost-free to make defrosting a thing of the past.

Smart Frost

With the **SmartFrost** technology, ice build-up is greatly reduced. This makes defrosting rarely necessary. The interior walls of the freezer compartment are very smooth and easy-to-clean.

Stop Frost

Frosting over of the freezer and frozen food is reduced, reducing the number of times you need to defrost the freezer. **StopFrost** prevents a vacuum from building up, ensuring the lid opens easily.

Frost Protect

Some models will work in ambient **temperatures as low as -15°C**.

Tall freezers



No Frost

from page 98



Smart Frost

from page 102

Under counter freezers



No Frost

from page 106



Smart Frost

page 105 / from page 108

Chest freezers



Stop Frost

from page 112

Selected SmartFrost freezer models



Frost Protect

from page 103

Quality in every detail



No Frost

The **NoFrost system** from Liebherr provides rapid, fan-assisted, frost-free freezing for the safe, long-term storage of food. The NoFrost technology creates a much larger storage capacity and keeps the freezer constantly frost-free to make defrosting a thing of the past.



Smart Frost

With the **SmartFrost technology**, ice build-up is greatly reduced. This makes defrosting rarely necessary. The interior walls of the freezer compartment are smooth and easy-to-clean. Freezer drawers and glass shelves made of safety glass can be removed easily.



The **status indicator** is discretely integrated into the appliance door, allowing for quick and easy assessment of the appliance status, even if the door is closed. A blue light indicates that the appliance is working properly. In the case of any other status, a red light and an audible tone are emitted.



The high-resolution, high-contrast **2.4" touchscreen display** is integrated behind the door and enables individual temperature setting.



LED

Energy-efficient, powerful, long-life and environmentally friendly **LEDs** are integrated into the underside of the freezer interior to illuminate the contents of the drawers when they are opened. As soon as the door is opened, the LED lighting brightens, conveniently displaying the contents of the drawers.



So that food can be conveniently accessed with minimal effort, even if the drawers are fully stocked, all BluPerformance freezer **drawers** are sited on smooth-running **roller tracks**. For convenient removal and storage of food, the top drawer tilts slightly downwards when opened – an especially helpful feature in taller appliances. The position and size of the bottom drawer make it ideal for storing ice cream, herbs or other small items.



The features shown are model dependent; the description applies to the relevant model.

Quality in every detail



The automatic **SuperFrost** function makes freezing food simple and energy efficient. It rapidly lowers the temperature to -32°C to create the temperature levels required to preserve vitamins and enhance the flavour and texture of the food when consumed.



The elegant and precise **MagicEye control** with its visual temperature display lets you keep the temperature at exactly the level you select. The clear arrangement of the function buttons makes for easy and convenient use.



Frost Protect

Many freezers are kept outside of the normal household environment so Liebherr has developed FrostProtect on some models to enable these models to function in low ambient temperatures. Certain models as indicated by FrostProtect will work in **ambient temperatures as low as -15°C** .



Telescopic Rails

The transparent freezer drawers on **telescopic rails** are easy to access and use even when filled with heavy contents. They ensure both great visibility and optimum storage. The **FrostSafe** fully enclosed drawers prevent cold air from escaping, thereby contributing to energy-efficient operation.



BLU
Performance

BluPerformance models have their refrigeration technology compactly integrated in the plinth, minimising operating noise and saving space. Maximum performance thereby comes hand-in-hand with a considerably larger net capacity and greater energy efficiency.

1. Power connection for appliance plug
2. Functional wall spacer to maintain wall clearance and allow connection
3. Variable speed compressor
4. Plinth fan with noise-damping
5. Condenser
6. Defrost water drain



The freezer drawers in the BluPerformance appliances can be easily opened on **roller tracks**. The drawers and intervening glass shelves can be removed to create **VarioSpace** - a no-fuss system for quickly creating extra storage space.



If you are not using the entire freezer space, unused drawers can be switched off with the optional **Vario Energy-Saving Panel**. Energy consumption can then be reduced again by up to 50%.

The features shown are model dependent; the description applies to the relevant model.



◀70▶



◀70▶



◀60▶



◀60▶

GN 4113
Comfort

No Frost A++

Energy efficiency class: $\langle A^+ \rangle^1$
Energy consumption year/24 hrs: 293/0.802 kWh¹
Total net capacity: 345 litre
Noise output: 39 dB(A)
Climate rating: SN-T (+10°C to +43°C)
Door/side walls: white/white
Exterior dimensions in cm (h/w/d): 194.7/69.7/75¹

Controls

- MagicEye on front, key electronic
- LED temperature display
- Automatic SuperFrost, time-controlled
- Warning signal in case of fault: visual and acoustic
- Door alarm: acoustic

Freezer compartment [****]

- 8 drawers, VarioSpace
- Lighting in the front housing
- Temperature rise time: 25 h
- Freezing capacity in 24 hrs: 26 kg
- Safety glass fittings

Key features

- SwingLine design
- Slimline handle with integrated opening mechanism
- Versatile installation due to front ventilation
- Transport handles at back
- Height-adjustable castors at back
- Height-adjustable feet at front, transport castors at back
- Reversible door hinging

Special accessories (from page 130)

- 08, 09, 24

GN 3613
Comfort

No Frost A++

Energy efficiency class: $\langle A^+ \rangle^1$
Energy consumption year/24 hrs: 268/0.733 kWh¹
Total net capacity: 299 litre
Noise output: 40 dB(A)
Climate rating: SN-T (+10°C to +43°C)
Door/side walls: white/white
Exterior dimensions in cm (h/w/d): 175.1/69.7/75¹

Controls

- MagicEye on front, key electronic
- LED temperature display
- Automatic SuperFrost, time-controlled
- Warning signal in case of fault: visual and acoustic
- Door alarm: acoustic

Freezer compartment [****]

- 7 drawers, VarioSpace
- Lighting in the front housing
- Temperature rise time: 25 h
- Freezing capacity in 24 hrs: 24 kg
- Safety glass fittings

Key features

- SwingLine design
- Slimline handle with integrated opening mechanism
- Versatile installation due to front ventilation
- Transport handles at back
- Height-adjustable castors at back
- Height-adjustable feet at front, transport castors at back
- Reversible door hinging

Special accessories (from page 130)

- 08, 09, 24

GNPes 4355
Premium

No Frost A+++ LED Smart Steel

Energy efficiency class: $\langle A^{+++} \rangle^1$
Energy consumption year/24 hrs: 168/0.458 kWh¹
Total net capacity: 268 litre
Noise output: 38 dB(A)
Climate rating: SN-T (+10°C to +43°C)
Door/side walls: Stainless steel with SmartSteel/Stainless steel with SmartSteel
Exterior dimensions in cm (h/w/d): 185/60/66.5¹

Controls

- 2.4" TFT-colour display behind-the-door, touch electronic
- Digital temperature display
- Automatic SuperFrost, quantity-controlled
- Warning signal in case of fault: visual and acoustic
- Door alarm: visual and acoustic

Freezer compartment [****]

- 8 drawers, of which 7 set on roller tracks, VarioSpace
- Ice cube tray
- LED lighting
- Status indicator
- Temperature rise time: 20 h
- Freezing capacity in 24 hrs: 18 kg
- 2 Cold storage accumulators
- Safety glass fittings

Key features

- HardLine
- Aluminium handle with integrated opening mechanism
- Versatile installation due to front ventilation
- Transport handles, front and at back
- Height-adjustable castors at back
- Height-adjustable feet at front, transport castors at back
- Reversible door hinging
- Replaceable door seal
- Concealed hinge with restricted opening

Special accessories (from page 130)

- 08, 09, 10, 23, 24

Colour/material options:

GNP 4355 in white

GNP 3013
Comfort

No Frost A++

Energy efficiency class: $\langle A^+ \rangle^1$
Energy consumption year/24 hrs: 245/0.670 kWh¹
Total net capacity: 257 litre
Noise output: 41 dB(A)
Climate rating: SN-T (+10°C to +43°C)
Door/side walls: white/white
Exterior dimensions in cm (h/w/d): 184.1/60/63¹

Controls

- MagicEye on front, key electronic
- Graphic temperature display
- Automatic SuperFrost, time-controlled
- Warning signal in case of fault: visual and acoustic
- Door alarm: acoustic

Freezer compartment [****]

- 8 drawers, of which 1 herb and berry tray, VarioSpace
- Temperature rise time: 20 h
- Freezing capacity in 24 hrs: 20 kg
- Safety glass fittings

Key features

- SwingLine design
- Slimline handle with integrated opening mechanism
- Versatile installation due to front ventilation
- Transport handles at back
- Height-adjustable castors at back
- Height-adjustable feet at front, transport castors at back
- Reversible door hinging

Special accessories (from page 130)

- 08, 09, 10, 24

¹ To achieve the indicated energy consumption level, the wall spacers provided with the appliance must be used. These increase the appliance depth by approximately 3.5 cm and 1.5 cm at BluPerformance-appliances. If the wall spacers are not used, the appliance will remain fully functional, but will have a slightly higher energy consumption level.

You can find the full range of efficiency classes at page 3. According to (EU) 2017/1369 6a.




If you are not using the entire freezer space, unused drawers can be switched off with the optional **Vario Energy-Saving Panel**. Energy consumption can then be reduced again by up to 50%.



◀60▶



◀60▶



◀60▶

GNP 2713
Comfort

No Frost A++

Energy efficiency class: $\langle A^+ \rangle^1$
Energy consumption year / 24 hrs: 225 / 0.616 kWh¹
Total net capacity: 221 litre
Noise output: 41 dB(A)
Climate rating: SN-T (+10°C to +43°C)
Door / side walls: white / white
Exterior dimensions in cm (h/w/d): 164.4 / 60 / 63¹

Controls

- MagicEye on front, key electronic
- Graphic temperature display
- Automatic SuperFrost, time-controlled
- Warning signal in case of fault: visual and acoustic
- Door alarm: acoustic

Freezer compartment [****]

- 7 drawers, of which 1 herb and berry tray, VarioSpace
- Temperature rise time: 20 h
- Freezing capacity in 24 hrs: 18 kg
- Safety glass fittings

Key features

- SwingLine design
- Slimline handle with integrated opening mechanism
- Versatile installation due to front ventilation
- Transport handles at back
- Height-adjustable castors at back
- Height-adjustable feet at front, transport castors at back
- Reversible door hinging

Special accessories (from page 130)

- 08, 09, 10, 24

GNP 2313
Comfort

No Frost A++

Energy efficiency class: $\langle A^+ \rangle^1$
Energy consumption year / 24 hrs: 206 / 0.563 kWh¹
Total net capacity: 185 litre
Noise output: 42 dB(A)
Climate rating: SN-T (+10°C to +43°C)
Door / side walls: white / white
Exterior dimensions in cm (h/w/d): 144.7 / 60 / 63¹

Controls

- MagicEye on front, key electronic
- Graphic temperature display
- Automatic SuperFrost, time-controlled
- Warning signal in case of fault: visual and acoustic
- Door alarm: acoustic

Freezer compartment [****]

- 6 drawers, of which 1 herb and berry tray, VarioSpace
- Temperature rise time: 14 h
- Freezing capacity in 24 hrs: 16 kg
- Safety glass fittings

Key features

- SwingLine design
- Slimline handle with integrated opening mechanism
- Versatile installation due to front ventilation
- Transport handles at back
- Height-adjustable castors at back
- Height-adjustable feet at front, transport castors at back
- Reversible door hinging

Special accessories (from page 130)

- 08, 09, 10, 24

GNP 1913
Comfort

No Frost A++

Energy efficiency class: $\langle A^+ \rangle^1$
Energy consumption year / 24 hrs: 186 / 0.508 kWh¹
Total net capacity: 149 litre
Noise output: 42 dB(A)
Climate rating: SN-T (+10°C to +43°C)
Door / side walls: white / white
Exterior dimensions in cm (h/w/d): 125 / 60 / 63¹

Controls

- MagicEye on front, key electronic
- Graphic temperature display
- Automatic SuperFrost, time-controlled
- Warning signal in case of fault: visual and acoustic
- Door alarm: acoustic

Freezer compartment [****]

- 5 drawers, of which 1 herb and berry tray, VarioSpace
- Temperature rise time: 14 h
- Freezing capacity in 24 hrs: 15 kg
- Safety glass fittings

Key features

- SwingLine design
- Slimline handle with integrated opening mechanism
- Versatile installation due to front ventilation
- Transport handles at back
- Height-adjustable castors at back
- Height-adjustable feet at front, transport castors at back
- Reversible door hinging

Special accessories (from page 130)

- 08, 09, 10, 24



The **NoFrost system** from Liebherr provides rapid, fan-assisted, frost-free freezing for the safe, long-term storage of food. The NoFrost technology creates a much larger storage capacity and keeps the freezer constantly frost-free to make defrosting a thing of the past.

¹ To achieve the indicated energy consumption level, the wall spacers provided with the appliance must be used. These increase the appliance depth by approximately 3.5 cm. If the wall spacers are not used, the appliance will remain fully functional, but will have a slightly higher energy consumption level.

You can find the full range of efficiency classes at page 3. According to (EU) 2017/1369 6a.



G 4013
Comfort



Energy efficiency class: $\langle A^+ \rangle^1$

Energy consumption year/24 hrs: 286/0.783 kWh¹

Total net capacity: 399 litre

Noise output: 40 dB(A)

Climate rating: SN-T (+10°C to +43°C)

Door/side walls: white/white

Exterior dimensions in cm (h/w/d): 194.7/69.7/75¹

Controls

- MagicEye on front, key electronic
- Graphic temperature display
- Automatic SuperFrost, time-controlled
- Warning signal in case of fault: visual and acoustic
- Door alarm: acoustic

Freezer compartment *********

- 8 drawers, of which 1 herb and berry tray, VarioSpace
- Lighting in the front housing
- Temperature rise time: 25 h
- Freezing capacity in 24 hrs: 26 kg
- Safety glass fittings

Key features

- SwingLine design
- Slimline handle with integrated opening mechanism
- Versatile installation due to front ventilation
- Transport handles at back
- Height-adjustable castors at back
- Height-adjustable feet at front, transport castors at back
- Reversible door hinging

Special accessories (from page 130)

- 08, 09

G 3513
Comfort



Energy efficiency class: $\langle A^+ \rangle^1$

Energy consumption year/24 hrs: 264/0.722 kWh¹

Total net capacity: 350 litre

Noise output: 40 dB(A)

Climate rating: SN-T (+10°C to +43°C)

Door/side walls: white/white

Exterior dimensions in cm (h/w/d): 175.1/69.7/75¹

Controls

- MagicEye on front, key electronic
- Graphic temperature display
- Automatic SuperFrost, time-controlled
- Warning signal in case of fault: visual and acoustic
- Door alarm: acoustic

Freezer compartment *********

- 7 drawers, of which 1 herb and berry tray, VarioSpace
- Lighting in the front housing
- Temperature rise time: 25 h
- Freezing capacity in 24 hrs: 25 kg
- Safety glass fittings

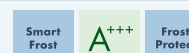
Key features

- SwingLine design
- Slimline handle with integrated opening mechanism
- Versatile installation due to front ventilation
- Transport handles at back
- Height-adjustable castors at back
- Height-adjustable feet at front, transport castors at back
- Reversible door hinging

Special accessories (from page 130)

- 08, 09

GP 4013
Comfort



Energy efficiency class: $\langle A^{+++} \rangle^1$

Energy consumption year/24 hrs: 191/0.521 kWh¹

Total net capacity: 399 litre

Noise output: 39 dB(A)

Climate rating: SN-T (+10°C to +43°C)

Designed to operate in ambient temperatures as low as -15 °C

Door/side walls: white/white

Exterior dimensions in cm (h/w/d): 194.7/69.7/75¹

Controls

- MagicEye on front, key electronic
- Graphic temperature display
- Automatic SuperFrost, time-controlled
- Warning signal in case of fault: visual and acoustic
- Door alarm: acoustic

Freezer compartment *********

- 8 drawers, of which 1 herb and berry tray, VarioSpace
- Lighting in the front housing
- Temperature rise time: 25 h
- Freezing capacity in 24 hrs: 26 kg
- Safety glass fittings

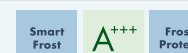
Key features

- SwingLine design
- Slimline handle with integrated opening mechanism
- Versatile installation due to front ventilation
- Transport handles at back
- Height-adjustable castors at back
- Height-adjustable feet at front, transport castors at back
- Reversible door hinging

Special accessories (from page 130)

- 08, 09

GP 3513
Comfort



Energy efficiency class: $\langle A^{+++} \rangle^1$

Energy consumption year/24 hrs: 176/0.481 kWh¹

Total net capacity: 350 litre

Noise output: 39 dB(A)

Climate rating: SN-T (+10°C to +43°C)

Designed to operate in ambient temperatures as low as -15 °C

Door/side walls: white/white

Exterior dimensions in cm (h/w/d): 175.1/69.7/75¹

Controls

- MagicEye on front, key electronic
- Graphic temperature display
- Automatic SuperFrost, time-controlled
- Warning signal in case of fault: visual and acoustic
- Door alarm: acoustic

Freezer compartment *********

- 7 drawers, of which 1 herb and berry tray, VarioSpace
- Lighting in the front housing
- Temperature rise time: 25 h
- Freezing capacity in 24 hrs: 25 kg
- Safety glass fittings

Key features

- SwingLine design
- Slimline handle with integrated opening mechanism
- Versatile installation due to front ventilation
- Transport handles at back
- Height-adjustable castors at back
- Height-adjustable feet at front, transport castors at back
- Reversible door hinging

Special accessories (from page 130)

- 08, 09

GP 3013
Comfort



Energy efficiency class: $\langle A^{+++} \rangle^1$

Energy consumption year/24 hrs: 161/0.439 kWh¹

Total net capacity: 300 litre

Noise output: 39 dB(A)

Climate rating: SN-T (+10°C to +43°C)

Designed to operate in ambient temperatures as low as -15 °C

Door/side walls: white/white

Exterior dimensions in cm (h/w/d): 155.5/69.7/75¹

Controls

- MagicEye on front, key electronic
- Graphic temperature display
- Automatic SuperFrost, time-controlled
- Warning signal in case of fault: visual and acoustic
- Door alarm: acoustic

Freezer compartment *********

- 6 drawers, of which 1 herb and berry tray, VarioSpace
- Lighting in the front housing
- Temperature rise time: 25 h
- Freezing capacity in 24 hrs: 24 kg
- Safety glass fittings

Key features

- SwingLine design
- Slimline handle with integrated opening mechanism
- Versatile installation due to front ventilation
- Transport handles at back
- Height-adjustable castors at back
- Height-adjustable feet at front, transport castors at back
- Reversible door hinging

Special accessories (from page 130)

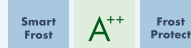
- 08, 09

¹ To achieve the indicated energy consumption level, the wall spacers provided with the appliance must be used. These increase the appliance depth by approximately 3.5 cm. If the wall spacers are not used, the appliance will remain fully functional, but will have a slightly higher energy consumption level.

You can find the full range of efficiency classes at page 3. According to (EU) 2017/1369 6a.



GP 2733
Comfort



Energy efficiency class: **A++**¹
 Energy consumption year/24 hrs: 206/0.562 kWh¹
 Total net capacity: 224 litre
 Noise output: 40 dB(A)
 Climate rating: SN-T (+10°C to +43°C)
 Designed to operate in ambient temperatures as low as -15 °C
 Door/side walls: white/white
 Exterior dimensions in cm (h/w/d): 164.4/60/63.2¹

Controls

- MagicEye on front, key electronic
- Graphic temperature display
- Automatic SuperFrost, time-controlled
- Warning signal in case of fault: visual and acoustic

Freezer compartment ********

- 7 drawers, VarioSpace
- Temperature rise time: 28 h
- Freezing capacity in 24 hrs: 22 kg
- Safety glass fittings

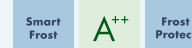
Key features

- SwingLine design
- Slimline handle with integrated opening mechanism
- Versatile installation due to front ventilation
- Transport handles at back
- Height-adjustable castors at back
- Height-adjustable feet at front, transport castors at back
- Reversible door hinging

Special accessories (from page 130)

- 08, 09, 10

GP 2433
Comfort



Energy efficiency class: **A++**¹
 Energy consumption year/24 hrs: 191/0.522 kWh¹
 Total net capacity: 190 litre
 Noise output: 40 dB(A)
 Climate rating: SN-T (+10°C to +43°C)
 Designed to operate in ambient temperatures as low as -15 °C
 Door/side walls: white/white
 Exterior dimensions in cm (h/w/d): 144.7/60/63.2¹

Controls

- MagicEye on front, key electronic
- Graphic temperature display
- Automatic SuperFrost, time-controlled
- Warning signal in case of fault: visual and acoustic

Freezer compartment ********

- 6 drawers, VarioSpace
- Temperature rise time: 26 h
- Freezing capacity in 24 hrs: 22 kg
- Safety glass fittings

Key features

- SwingLine design
- Slimline handle with integrated opening mechanism
- Versatile installation due to front ventilation
- Transport handles at back
- Height-adjustable castors at back
- Height-adjustable feet at front, transport castors at back
- Reversible door hinging

Special accessories (from page 130)

- 08, 09, 10

GP 2033
Comfort



Energy efficiency class: **A++**¹
 Energy consumption year/24 hrs: 175/0.479 kWh¹
 Total net capacity: 156 litre
 Noise output: 40 dB(A)
 Climate rating: SN-T (+10°C to +43°C)
 Designed to operate in ambient temperatures as low as -15 °C
 Door/side walls: white/white
 Exterior dimensions in cm (h/w/d): 125/60/63.2¹

Controls

- MagicEye on front, key electronic
- Graphic temperature display
- Automatic SuperFrost, time-controlled
- Warning signal in case of fault: visual and acoustic

Freezer compartment ********

- 5 drawers, VarioSpace
- Temperature rise time: 24 h
- Freezing capacity in 24 hrs: 19 kg
- Safety glass fittings

Key features

- SwingLine design
- Slimline handle with integrated opening mechanism
- Versatile installation due to front ventilation
- Transport handles at back
- Height-adjustable castors at back
- Height-adjustable feet at front, transport castors at back
- Reversible door hinging

Special accessories (from page 130)

- 08, 09, 10



The elegant and precise **MagicEye control** with its visual temperature display lets you keep the temperature at exactly the level you select. The clear arrangement of the function buttons makes for easy and convenient use. The automatic **SuperFrost** function quickly reduces the temperature to freeze your food while preserving the vitamins.



The **top** of the under counter freezers is extremely robust, with a scratch and heat resistant surface.



GP 1486
Premium



Energy efficiency class: **A+++**¹
 Energy consumption year/24 hrs: 100/0.273 kWh¹
 Total net capacity: 103 litre
 Noise output: 37 dB(A)
 Climate rating: SN-T (+10°C to +43°C)
 Designed to operate in ambient temperatures as low as -15 °C
 Door/side walls: white/white
 Exterior dimensions in cm (h/w/d): 85.1/60.2/62.8¹

Controls

- MagicEye on front, key electronic
- Digital temperature display
- Automatic SuperFrost, quantity-controlled
- Warning signal in case of fault: visual and acoustic

Freezer compartment ********

- 4 drawers, VarioSpace
- Temperature rise time: 23 h
- Freezing capacity in 24 hrs: 11 kg
- 2 Cold storage accumulators
- Safety glass fittings

Key features

- SwingDesign
- Ergonomically designed slimline handle
- Versatile installation due to front ventilation
- Height-adjustable feet at front
- Reversible door hinging

Special accessories (from page 130)

- 08, 09

¹ To achieve the indicated energy consumption level, the wall spacers provided with the appliance must be used. These increase the appliance depth by approximately 3.5 cm. If the wall spacers are not used, the appliance will remain fully functional, but will have a slightly higher energy consumption level.

You can find the full range of efficiency classes at page 3. According to (EU) 2017/1369 6a.



GNP 1066

Under counter NoFrost freezer



The elegant and precise **MagicEye control** with its visual temperature display lets you keep the temperature at exactly the level you select. The clear arrangement of the function buttons makes for easy and convenient use. The automatic **SuperFrost** function quickly reduces the temperature to freeze your food while preserving the vitamins.



The drawers and intervening glass shelves can be removed to create **VarioSpace** - a no-fuss system for quickly creating extra storage space.



GNP 1066 Premium



Energy efficiency class: **A++**¹
 Energy consumption year/24 hrs: 150/0.409 kWh¹
 Total net capacity: 91 litre
 Noise output: 40 dB(A)
 Climate rating: SN-ST (+10°C to +38°C)
 Door/side walls: white/white
 Exterior dimensions in cm (h/w/d): 85.1/60.2/62.8¹

Controls

- MagicEye on front, key electronic
- Digital temperature display
- Automatic SuperFrost, quantity-controlled
- Warning signal in case of fault: visual and acoustic
- Door alarm: acoustic

Freezer compartment ********

- 3 drawers, VarioSpace
- Temperature rise time: 22 h
- Freezing capacity in 24 hrs: 14 kg
- 2 Cold storage accumulators
- Safety glass fittings

Key features

- SwingDesign
- Ergonomically designed slimline handle
- Versatile installation due to front ventilation
- Height-adjustable feet at front
- Reversible door hinging

Special accessories (from page 130)

- 08, 09, 10

¹ To achieve the indicated energy consumption level, the wall spacers provided with the appliance must be used. These increase the appliance depth by approximately 3.5 cm. If the wall spacers are not used, the appliance will remain fully functional, but will have a slightly higher energy consumption level. You can find the full range of efficiency classes at page 3. According to (EU) 2017/1369 6a.



◀60▶



◀55▶

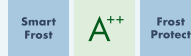


◀55▶



◀55▶

GPesf 1476
Premium



Energy efficiency class: $\langle A^+ \rangle^1$
 Energy consumption year/24 hrs: 151/0.413 kWh¹
 Total net capacity: 103 litre
 Noise output: 40 dB(A)
 Climate rating: SN-T (+10°C to +43°C)
 Designed to operate in ambient temperatures as low as -15 °C
 Door/side walls: Stainless steel/silver
 Exterior dimensions in cm (h/w/d): 85.1/60.2/61¹

Controls

- MagicEye on front, key electronic
- Digital temperature display
- Automatic SuperFrost, quantity-controlled
- Warning signal in case of fault: visual and acoustic

Freezer compartment **★★★★**

- 4 drawers, VarioSpace
- Temperature rise time: 24 h
- Freezing capacity in 24 hrs: 11 kg
- 2 Cold storage accumulators
- Safety glass fittings


Key features

- HardLine
- Stainless steel slimline door handle
- Versatile installation due to front ventilation
- Height-adjustable feet at front
- Reversible door hinging

Special accessories (from page 130)

- 08, 09, 13, 14

GP 1376
Premium



Energy efficiency class: $\langle A^+ \rangle^1$
 Energy consumption year/24 hrs: 151/0.413 kWh¹
 Total net capacity: 103 litre
 Noise output: 40 dB(A)
 Climate rating: SN-T (+10°C to +43°C)
 Designed to operate in ambient temperatures as low as -15 °C
 Door/side walls: white/white
 Exterior dimensions in cm (h/w/d): 85.1/55.3/62.4¹

Controls

- MagicEye on front, key electronic
- Digital temperature display
- Automatic SuperFrost, quantity-controlled
- Warning signal in case of fault: visual and acoustic

Freezer compartment **★★★★**

- 4 drawers, VarioSpace
- Temperature rise time: 23 h
- Freezing capacity in 24 hrs: 11 kg
- 2 Cold storage accumulators
- Safety glass fittings

Key features

- SwingDesign
- Ergonomically designed slimline handle
- Versatile installation due to front ventilation
- Height-adjustable feet at front
- Reversible door hinging

Special accessories (from page 130)

- 08, 09

GP 1213
Comfort



Energy efficiency class: $\langle A^+ \rangle^1$
 Energy consumption year/24 hrs: 149/0.407 kWh¹
 Total net capacity: 98 litre
 Noise output: 40 dB(A)
 Climate rating: SN-T (+10°C to +43°C)
 Designed to operate in ambient temperatures as low as -15 °C
 Door/side walls: white/white
 Exterior dimensions in cm (h/w/d): 85.1/55.3/62.4¹

Controls

- MagicEye on front, key electronic
- Graphic temperature display
- Automatic SuperFrost, time-controlled
- Warning signal in case of fault: visual

Freezer compartment **★★★★**

- 3 drawers, VarioSpace
- Temperature rise time: 26 h
- Freezing capacity in 24 hrs: 11 kg
- Safety glass fittings

Key features

- SwingDesign
- Ergonomically designed slimline handle
- Versatile installation due to front ventilation
- Height-adjustable feet at front
- Reversible door hinging

Special accessories (from page 130)

- 08, 09

GX 823
Comfort



Energy efficiency class: $\langle A \rangle$
 Energy consumption year/24 hrs: 172/0.470 kWh
 Total net capacity: 68 litre
 Noise output: 40 dB(A)
 Climate rating: SN-T (+10°C to +43°C)
 Designed to operate in ambient temperatures as low as -15 °C
 Door/side walls: white/white
 Exterior dimensions in cm (h/w/d): 63.1/55.3/62.4

Controls

- MagicEye on front, key electronic
- Graphic temperature display
- Automatic SuperFrost, time-controlled
- Warning signal in case of fault: visual

Freezer compartment **★★★★**

- 2 drawers, VarioSpace
- Temperature rise time: 18 h
- Freezing capacity in 24 hrs: 8 kg
- Safety glass fittings

Key features

- SwingDesign
- Ergonomically designed slimline handle
- Height-adjustable feet at front
- Reversible door hinging

Special accessories (from page 130)

- 08, 09

¹ To achieve the indicated energy consumption level, the wall spacers provided with the appliance must be used. These increase the appliance depth by approximately 3.5 cm. If the wall spacers are not used, the appliance will remain fully functional, but will have a slightly higher energy consumption level.

You can find the full range of efficiency classes at page 3. According to (EU) 2017/1369 6a.

Quality in every detail



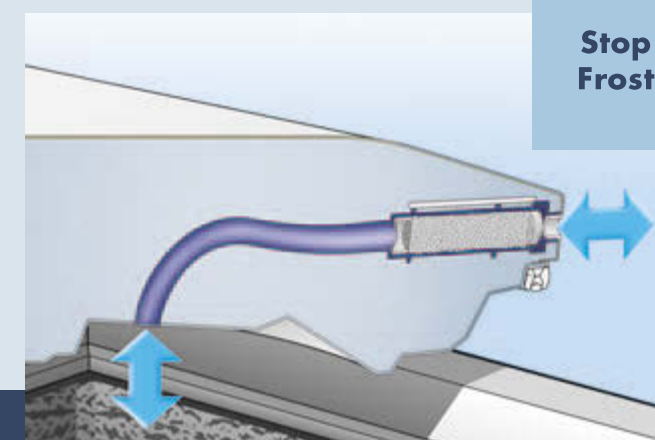
Soft System

Chest freezers in the premium range benefit from the **SoftSystem** closing mechanism, a convenient and highly desirable feature for everyday use. Integrated into the hinges on the freezer lid, SoftSystem allows the lid to close gently and prevents slamming.



Frost Protect

Due to their shape and size, many chest freezers are kept outside of the normal household environment so Liebherr has developed FrostProtect to enable these models to work in low ambient temperatures. All chest freezer models will work in **ambient temperatures as low as -15°C**.

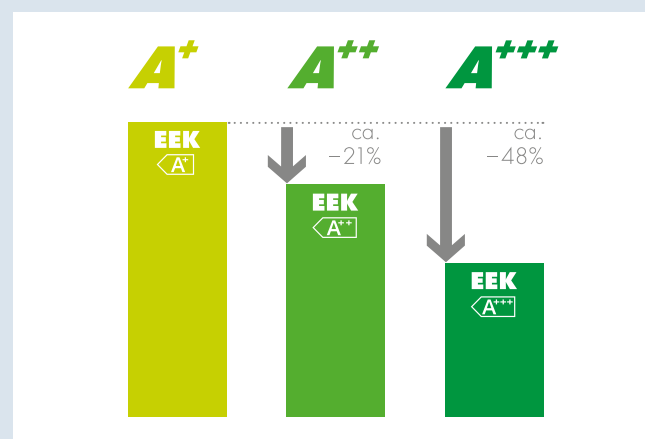


Stop Frost

Frosting over of the freezer and frozen food is reduced, which limits the number of times you need to defrost the freezer. **StopFrost** prevents a vacuum from building up, ensuring the lid opens easily.



The heat-exchange **condenser** is embedded in foam along the exterior wall, minimising vibration and promoting quieter operation. No condensation forms on the outside and the smooth outside walls are easy-to-clean.



Innovative freezers from Liebherr in a new energysaving dimension: In the best **A+++ energy efficiency class**, the appliances are approximately 48% more energy efficient than the top limit of class A+.



The bright **interior light** allows a clear view of all your stored products even in low ambient lighting conditions.



All operating and control functions are clearly and practically integrated into the ergonomically designed **chest freezer handle**. As soon as the food is completely frozen, the automated **SuperFrost function** switches back to normal mode.

The features shown are model dependent; the description applies to the relevant model.

Chest freezers with StopFrost



129



164



114




88



76

GTP 2756 Premium



Energy efficiency class: **A+++**
 Energy consumption year/24 hrs: 127/0.347 kWh
 Total net capacity: 240 litre
 Noise output: 39 dB(A)
 Climate rating: SN-T (+10°C to +43°C)
 Designed to operate in ambient temperatures as low as -15 °C
 Door/side walls: white/white
 Exterior dimensions in cm (h/w/d): 91.5/129.4/76

This appliance is not available in Great Britain

Controls

- MagicEye in door handle, key electronic
- Digital temperature display
- Automatic SuperFrost, quantity-controlled
- Warning signal in case of fault: visual and acoustic
- Door alarm: acoustic

Freezer compartment *********

- Low vibration, low noise, easy-to-clean foam-embedded condenser
- Interior lighting
- Temperature rise time: 110 h
- Freezing capacity in 24 hrs: 25 kg
- 1 Cold storage accumulator
- Defrost drain
- Removable freezer tray as partition wall – can be used as a drip tray
- 3 Suspension baskets as standard, 7 retrofittable

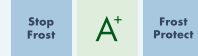
Key features

- SwingDesign
- Ergonomically designed chest freezer handle
- Lock

Special accessories (from page 130)

- 09, 10, 25

GT 6122 Comfort



Energy efficiency class: **A+**
 Energy consumption year/24 hrs: 388/1.062 kWh
 Total net capacity: 572 litre
 Noise output: 40 dB(A)
 Climate rating: SN-ST (+10°C to +38°C)
 Designed to operate in ambient temperatures as low as -15 °C
 Door/side walls: white/white
 Exterior dimensions in cm (h/w/d): 91.5/165.3/80.9

Controls

- Electronic controls in chest handle, key electronic
- Automatic SuperFrost, time-controlled
- Warning signal in case of fault: visual

Freezer compartment *********

- Low vibration, low noise, easy-to-clean foam-embedded condenser
- Interior lighting
- Temperature rise time: 59 h
- Freezing capacity in 24 hrs: 33 kg
- Defrost drain
- Removable freezer tray as partition wall – can be used as a drip tray
- 3 Suspension baskets as standard, 13 retrofittable


Key features

- SwingDesign
- Ergonomically designed chest freezer handle

Special accessories (from page 130)

- 09, 10, 25, 26

GT 3632 Comfort



Energy efficiency class: **A++**
 Energy consumption year/24 hrs: 225/0.614 kWh
 Total net capacity: 324 litre
 Noise output: 40 dB(A)
 Climate rating: SN-T (+10°C to +43°C)
 Designed to operate in ambient temperatures as low as -15 °C
 Door/side walls: white/white
 Exterior dimensions in cm (h/w/d): 91.5/113.8/76

Controls

- Electronic controls in chest handle, key electronic
- Automatic SuperFrost, time-controlled
- Warning signal in case of fault: visual

Freezer compartment *********

- Low vibration, low noise, easy-to-clean foam-embedded condenser
- Interior lighting
- Temperature rise time: 60 h
- Freezing capacity in 24 hrs: 28 kg
- Defrost drain
- Removable freezer tray as partition wall – can be used as a drip tray
- 2 Suspension baskets as standard, 8 retrofittable

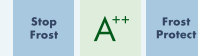
Key features

- SwingDesign
- Ergonomically designed chest freezer handle

Special accessories (from page 130)

- 09, 10, 25, 26

GT 2632 Comfort



Energy efficiency class: **A++**
 Energy consumption year/24 hrs: 190/0.518 kWh
 Total net capacity: 237 litre
 Noise output: 39 dB(A)
 Climate rating: SN-T (+10°C to +43°C)
 Designed to operate in ambient temperatures as low as -15 °C
 Door/side walls: white/white
 Exterior dimensions in cm (h/w/d): 91.5/87.8/76

Controls

- Electronic controls in chest handle, key electronic
- Automatic SuperFrost, time-controlled
- Warning signal in case of fault: visual

Freezer compartment *********

- Low vibration, low noise, easy-to-clean foam-embedded condenser
- Interior lighting
- Temperature rise time: 48 h
- Freezing capacity in 24 hrs: 24 kg
- Defrost drain
- Removable freezer tray as partition wall – can be used as a drip tray
- 2 Suspension baskets as standard, 5 retrofittable

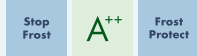
Key features

- SwingDesign
- Ergonomically designed chest freezer handle

Special accessories (from page 130)

- 09, 10, 25, 26

GT 2132 Comfort



Energy efficiency class: **A++**
 Energy consumption year/24 hrs: 172/0.470 kWh
 Total net capacity: 193 litre
 Noise output: 39 dB(A)
 Climate rating: SN-T (+10°C to +43°C)
 Designed to operate in ambient temperatures as low as -15 °C
 Door/side walls: white/white
 Exterior dimensions in cm (h/w/d): 91.5/75.9/76

Controls

- Electronic controls in chest handle, key electronic
- Automatic SuperFrost, time-controlled
- Warning signal in case of fault: visual

Freezer compartment *********

- Low vibration, low noise, easy-to-clean foam-embedded condenser
- Temperature rise time: 36 h
- Freezing capacity in 24 hrs: 20 kg
- Defrost drain
- Removable freezer tray as partition wall – can be used as a drip tray
- 1 Suspension basket as standard, 3 retrofittable

Key features

- SwingDesign
- Ergonomically designed chest freezer handle

Special accessories (from page 130)

- 09, 10, 25, 26

Wine cabinets



WTes 5872



Find out more about
Wine cabinets:
wine.cabineer.com

Our wine cabinets: an overview

Wine lovers have the most stringent demands when it comes to storing their favourite wines. Many like to be able to enjoy their fine wines on the spur of the moment; others prefer to establish a collection of wines over the longer term; and some want the best of both worlds. Liebherr offers premium wine storage cabinets that guarantee perfect long term wine storage and serving temperatures, whatever your requirements. With heating and cooling circuits and air filtration, our wine cabinets offer unsurpassed wine storage conditions.



Vinidor range

Offering either 2 or 3 individually controllable climate zones between +5°C and +20°C and accurate to within +/- 1°C. The Vinidor range offers great flexibility. This range facilitates the combined storage of red and white wines at the correct serving or long term storage temperatures.



GrandCru and Vinothek range

Wine storage cabinets offer similar conditions to a wine cellar. This range facilitates the storage of red and white wines at the correct long term storage temperatures or individual variety serving temperatures. The temperature can be adjusted from +5°C to +20°C as appropriate, and is both even and constant throughout the entire appliance interior.



Vinothek range

Multi-temperature wine cabinets from the Vinothek range offer versatile storage for different types of wine, each at its perfect drinking temperature. The innovative climate technology that we use creates a graduated temperature zone from up to +18°C and down to +5°C. In this way a variety of wines can be stored at the various correct serving temperatures.



Vinidor - from page 120



GrandCru - from page 122



Vinothek - from page 123



Design & Lifestyle - from page 128

Quality in every detail



The electronic LCD display is an innovative design feature. Clear menu navigation and a **Touch-electronic control system** provides yet more information for tailored storage conditions. The digital temperature display can be read from the outside of appliances with glass doors. The Touch-electronic navigation ensures easy selection and use of the numerous control functions. The Vinidor 2 and 3 zone models feature an integrated door seal in the dividing shelf to maintain correct individual temperatures.



The Vinidor appliances are equipped with solid **wooden shelves mounted on telescopic rails**. The handcrafted shelves made from untreated wood are ideal for storing Bordeaux bottles safely, providing a clear view and easy access. Storing bottles neck to neck facilitates maximum storage capacity. The **clip-on labelling system** provides a quick and clear overview of your wine store.



LED


The **LED lighting** in the wine cooling compartments can be dimmed to give a pleasing ambient light inside the appliance. All Vinidor appliances are equipped with this innovative, no-heat LED lighting concept. The LED lighting system can be adjusted to activate during door openings or to be on continuously at various intensity settings (depending on model).



The **tinted safety glass** in the Liebherr wine cabinets guarantees the essential UV protection for your fine wines. The practical aluminium **door handle**, with integrated opening mechanism, allows the door of the appliance to be opened conveniently with a minimum of effort.



The practical **presentation shelf** of the Vinidor models fulfills both bottle storage and bottle presentation functions. The bottles can be stored horizontally at the back of the interior.



Soft System

The **SoftSystem** feature provides added safety and convenience. Integrated on the door, the SoftSystem cushions movement when the door is closed. This SoftSystem ensures that the door closes gently even when fully loaded inside. The door automatically closes from an angle of approximately 45°.

The features shown are model dependent; the description applies to the relevant model.



◀70▶



◀70▶



◀70▶



◀60▶

WTes 5872

Vinidor

LED

Wine

Soft System

Telescopic Rails

Energy efficiency class: $\langle A \rangle^2$

Energy consumption year/24 hrs: 180/0.493 kWh²

Max. Bordeaux bottles 0.75 l: 178¹

Gross/net capacity: 578/496 litre

Noise output: 38 dB(A)

Climate rating: SN-ST (+10°C to +38°C)

Door/side walls: Glass door with stainless steel frame/stainless steel

Exterior dimensions in cm (h/w/d): 192/70/74.2²

Controls

- LCD display in the interior, touch electronic
- Digital temperature display for 3 wine zones
- Warning signal in case of fault: visual and acoustic
- Door alarm: acoustic
- Child lock

Wine compartment

- 3 Temperature zones, which can set from +5°C to +20°C
- 3 independently controllable zones
- Convection cooling, fresh air supply via FreshAir activated charcoal filter
- Humidity regulation via adjustable fan
- LED lighting permanently on, dimmable
- Beech wood fittings
- 13 Shelves, of which 10 set on telescopic rails, of which 1 is a presentation shelf

Key features

- HardLine
- Aluminium handle with integrated opening mechanism
- Reversible door hinging
- Replaceable door seal
- Concealed hinge with restricted opening
- Lock

Special accessories (from page 130)

- 06, 13, 14, 16, 18, 21

WTes 5972

Vinidor

LED

Wine

Soft System

Telescopic Rails

Energy efficiency class: $\langle A \rangle^2$

Energy consumption year/24 hrs: 182/0.498 kWh²

Max. Bordeaux bottles 0.75 l: 211¹

Gross/net capacity: 593/516 litre

Noise output: 38 dB(A)

Climate rating: SN-ST (+10°C to +38°C)

Door/side walls: Glass door with stainless steel frame/stainless steel

Exterior dimensions in cm (h/w/d): 192/70/74.2²

Controls

- LCD display in the interior, touch electronic
- Digital temperature display for both wine zones
- Warning signal in case of fault: visual and acoustic
- Door alarm: acoustic
- Child lock

Wine compartment

- 2 Temperature zones, which can set from +5°C to +20°C
- 2 independently controllable zones
- Convection cooling, fresh air supply via FreshAir activated charcoal filter
- Humidity regulation via adjustable fan
- LED lighting permanently on, dimmable
- Beech wood fittings
- 10 Shelves, of which 8 set on telescopic rails, of which 1 is a presentation shelf

Key features

- HardLine
- Aluminium handle with integrated opening mechanism
- Reversible door hinging
- Replaceable door seal
- Concealed hinge with restricted opening
- Lock

Special accessories (from page 130)

- 06, 13, 14, 16, 18, 21

WTpes 5972

Vinidor

LED

Wine

Telescopic Rails

Energy efficiency class: $\langle A \rangle^2$

Energy consumption year/24 hrs: 182/0.498 kWh²

Max. Bordeaux bottles 0.75 l: 155¹

Gross/net capacity: 593/516 litre

Noise output: 38 dB(A)

Climate rating: SN-ST (+10°C to +38°C)

Door/side walls: Glass door with stainless steel frame/stainless steel

Exterior dimensions in cm (h/w/d): 192/70/74.2²

Controls

- LCD display in the interior, touch electronic
- Digital temperature display for both wine zones
- Warning signal in case of fault: visual and acoustic
- Door alarm: acoustic
- Child lock

Wine compartment

- 2 Temperature zones, which can set from +5°C to +20°C
- 2 independently controllable zones
- Convection cooling, fresh air supply via FreshAir activated charcoal filter
- Humidity regulation via adjustable fan
- LED lighting permanently on, dimmable
- Beech wood fittings
- 6 Shelves, of which 5 set on telescopic rails, of which 2 are pull-out baskets

Key features

- HardLine
- Stainless steel slimline door handle
- Reversible door hinging
- Replaceable door seal
- Lock

Special accessories (from page 130)

- 06, 13, 14, 16, 21

WTes 1672

Vinidor

LED

Wine

Telescopic Rails

Energy efficiency class: $\langle A \rangle$

Energy consumption year/24 hrs: 137/0.375 kWh

Max. Bordeaux bottles 0.75 l: 34¹

Gross/net capacity: 123/95 litre

Noise output: 38 dB(A)

Climate rating: SN-ST (+10°C to +38°C)

Door/side walls: Glass door with stainless steel frame/stainless steel

Exterior dimensions in cm (h/w/d): 82.2/59.8/57.8

Controls

- MagicEye control in interior, touch electronic
- Digital temperature display for both wine zones
- Warning signal in case of fault: visual and acoustic
- Door alarm: acoustic
- Child lock

Wine compartment

- 2 Temperature zones, which can set from +5°C to +20°C
- 2 independently controllable zones
- Convection cooling, fresh air supply via FreshAir activated charcoal filter
- Humidity regulation via adjustable fan
- LED lighting permanently on, dimmable
- Beech wood fittings
- 5 Shelves, of which 3 set on telescopic rails

Key features

- HardLine
- Aluminium handle
- Reversible door hinging
- Replaceable door seal
- Lock

Special accessories (from page 130)

- 06, 13, 14, 16, 21, 29

¹ These models are only bound for storing wine. Maximum DIN norm bordeaux bottles capacity (0.75 l) as per norm NF H 35-124 (H: 300.5 mm, Ø 76.1 mm) You can find the full range of efficiency classes at page 3. According to (EU) 2017/1369 6a.

² To achieve the indicated energy consumption level, the wall spacers provided with the appliance must be used. These increase the appliance depth by approximately 3.5 cm. If the wall spacers are not used, the appliance will remain fully functional, but will have a slightly higher energy consumption level.



◀75▶



◀70▶



◀70▶



◀70▶



◀70▶



◀60▶

WKt 6451
GrandCru

A++ LED Wine

Energy efficiency class: <A++>
Energy consumption year/24 hrs: 118/0.323 kWh
Max. Bordeaux bottles 0.75 l: 312¹
Gross/net capacity: 666/625 litre
Noise output: 41 dB(A)
Climate rating: SN-T (+10°C to +43°C)
Door/side walls: Full door, terra/terra
Exterior dimensions in cm (h/w/d): 193/74.7/75.9

Controls

- MagicEye on front, key electronic
- Digital temperature display
- Warning signal in case of fault: visual and acoustic
- Door alarm: acoustic
- Child lock

Wine compartment

- 1 Temperature zone, which can set from +5°C to +20°C
- Convection cooling, fresh air supply via FreshAir activated charcoal filter
- Humidity regulation via adjustable fan
- LED interior lighting
- Adjustable beech wood shelves
- 7 Shelves

Key features

- SwingLine design
- Aluminium handle with integrated opening mechanism
- Reversible door hinging
- Lock

Special accessories (from page 130)

- 06, 16, 17, 21

WKt 5552
GrandCru

A+ LED Wine

Energy efficiency class: <A+>
Energy consumption year/24 hrs: 140/0.382 kWh
Max. Bordeaux bottles 0.75 l: 253¹
Gross/net capacity: 573/525 litre
Noise output: 41 dB(A)
Climate rating: SN-ST (+10°C to +38°C)
Door/side walls: Glass door, frame terra/terra
Exterior dimensions in cm (h/w/d): 192/70/74.2

Controls

- MagicEye in the interior, key electronic
- Digital temperature display
- Warning signal in case of fault: visual and acoustic
- Door alarm: acoustic
- Child lock

Wine compartment

- 1 Temperature zone, which can set from +5°C to +20°C
- Convection cooling, fresh air supply via FreshAir activated charcoal filter
- Humidity regulation via adjustable fan
- LED lighting permanently on
- Adjustable beech wood shelves
- 7 Shelves

Key features

- HardLine
- Aluminium handle with integrated opening mechanism
- Reversible door hinging
- Replaceable door seal
- Lock

Special accessories (from page 130)

- 06, 15, 16, 17, 18, 21

WKt 5551
GrandCru

A++ LED Wine

Energy efficiency class: <A++>
Energy consumption year/24 hrs: 111/0.302 kWh
Max. Bordeaux bottles 0.75 l: 253¹
Gross/net capacity: 547/499 litre
Noise output: 39 dB(A)
Climate rating: SN-T (+10°C to +43°C)
Door/side walls: Full door, terra/terra
Exterior dimensions in cm (h/w/d): 192/70/74.2

Controls

- MagicEye in the interior, key electronic
- Digital temperature display
- Warning signal in case of fault: visual and acoustic
- Door alarm: acoustic
- Child lock

Wine compartment

- 1 Temperature zone, which can set from +5°C to +20°C
- Convection cooling, fresh air supply via FreshAir activated charcoal filter
- Humidity regulation via adjustable fan
- LED interior lighting
- Adjustable beech wood shelves
- 7 Shelves

Key features

- HardLine
- Aluminium handle with integrated opening mechanism
- Reversible door hinging
- Lock

Special accessories (from page 130)

- 06, 15, 16, 17, 18, 21

WKes 4552
GrandCru

A+ LED Wine

Energy efficiency class: <A+>
Energy consumption year/24 hrs: 133/0.364 kWh
Max. Bordeaux bottles 0.75 l: 201¹
Gross/net capacity: 478/435 litre
Noise output: 41 dB(A)
Climate rating: SN-ST (+10°C to +38°C)
Door/side walls: Glass door with stainless steel frame/stainless steel
Exterior dimensions in cm (h/w/d): 165/70/74.2

Controls

- MagicEye in the interior, key electronic
- Digital temperature display
- Warning signal in case of fault: visual and acoustic
- Door alarm: acoustic
- Child lock

Wine compartment

- 1 Temperature zone, which can set from +5°C to +20°C
- Convection cooling, fresh air supply via FreshAir activated charcoal filter
- Humidity regulation via adjustable fan
- LED lighting permanently on
- Adjustable beech wood shelves
- 6 Shelves

Key features

- HardLine
- Aluminium handle with integrated opening mechanism
- Reversible door hinging
- Replaceable door seal
- Lock

Special accessories (from page 130)

- 06, 13, 15, 16, 17, 18, 21

Colour/material options:

WKt 4552 with Glass door, frame terra

WKt 4551
GrandCru

A++ LED Wine

Energy efficiency class: <A++>
Energy consumption year/24 hrs: 106/0.288 kWh
Max. Bordeaux bottles 0.75 l: 201¹
Gross/net capacity: 456/413 litre
Noise output: 39 dB(A)
Climate rating: SN-T (+10°C to +43°C)
Door/side walls: Full door, terra/terra
Exterior dimensions in cm (h/w/d): 165/70/74.2

Controls

- MagicEye in the interior, key electronic
- Digital temperature display
- Warning signal in case of fault: visual and acoustic
- Door alarm: acoustic
- Child lock

Wine compartment

- 1 Temperature zone, which can set from +5°C to +20°C
- Convection cooling, fresh air supply via FreshAir activated charcoal filter
- Humidity regulation via adjustable fan
- LED interior lighting
- Adjustable beech wood shelves
- 6 Shelves

Key features

- HardLine
- Aluminium handle with integrated opening mechanism
- Reversible door hinging
- Replaceable door seal
- Lock

Special accessories (from page 130)

- 06, 15, 16, 17, 18, 21

WKb 4212
Vintothek

Wine

Energy efficiency class: <A>
Energy consumption year/24 hrs: 168/0.458 kWh
Max. Bordeaux bottles 0.75 l: 200¹
Gross/net capacity: 427/395 litre
Noise output: 41 dB(A)
Climate rating: SN-ST (+10°C to +38°C)
Door/side walls: Glass door, frame black/black
Exterior dimensions in cm (h/w/d): 165/60/73.9

Controls

- MagicEye on front, key electronic
- Digital temperature display
- Warning signal in case of fault: visual and acoustic
- Door alarm: acoustic
- Child lock

Wine compartment

- 1 Temperature zone, which can set from +5°C to +20°C
- Convection cooling, fresh air supply via FreshAir activated charcoal filter
- Humidity regulation via adjustable fan
- Interior lighting permanently on
- Adjustable beech wood shelves
- 6 Shelves

Key features


- HardLine
- Ergonomically designed slimline handle, black
- Reversible door hinging
- Replaceable door seal

Special accessories (from page 130)

- 06, 15, 16, 21, 26

¹ These models are only bound for storing wine. Maximum DIN norm bordeaux bottles capacity (0.75 l) as per norm NF H 35-124 (H: 300.5 mm, Ø 76.1 mm)


You can find the full range of efficiency classes at page 3. According to (EU) 2017/1369 6a.



◀60▶



◀60▶



◀60▶



◀60▶

WKr 4211
Vinothek

A⁺⁺

Wine

Energy efficiency class: <A>

Energy consumption year/24 hrs: 103/0.282 kWh

Max. Bordeaux bottles 0.75 l: 200 ¹

Gross/net capacity: 409/377 litre

Noise output: 39 dB(A)

Climate rating: SN-T (+10°C to +43°C)

Door/side walls: Full door, burgundy/black

Exterior dimensions in cm (h/w/d): 165/60/73.9

Controls

- MagicEye on front, key electronic
- Digital temperature display
- Warning signal in case of fault: visual and acoustic
- Door alarm: acoustic
- Child lock

Wine compartment

- 1 Temperature zone, which can set from +5°C to +20°C
- Convection cooling, fresh air supply via FreshAir activated charcoal filter
- Humidity regulation via adjustable fan
- Adjustable beech wood shelves
- 6 Shelves

Key features

- HardLine
- Ergonomically designed slimline handle, black
- Reversible door hinging

Special accessories (from page 130)

- 06, 15, 16, 21, 26

WKb 3212
Vinothek

Wine

Energy efficiency class: <A>

Energy consumption year/24 hrs: 161/0.441 kWh

Max. Bordeaux bottles 0.75 l: 164 ¹

Gross/net capacity: 336/309 litre

Noise output: 39 dB(A)

Climate rating: SN-ST (+10°C to +38°C)

Door/side walls: Glass door, frame black/black

Exterior dimensions in cm (h/w/d): 135/60/73.9

Controls

- MagicEye on front, key electronic
- Digital temperature display
- Warning signal in case of fault: visual and acoustic
- Door alarm: acoustic
- Child lock

Wine compartment

- 1 Temperature zone, which can set from +5°C to +20°C
- Convection cooling, fresh air supply via FreshAir activated charcoal filter
- Humidity regulation via adjustable fan
- Interior lighting permanently on
- Adjustable beech wood shelves
- 4 Shelves

Key features

- HardLine
- Ergonomically designed slimline handle, black
- Reversible door hinging
- Replaceable door seal

Special accessories (from page 130)

- 06, 15, 16, 21, 26

WKr 3211
Vinothek

A⁺⁺

Wine

Energy efficiency class: <A>

Energy consumption year/24 hrs: 99/0.269 kWh

Max. Bordeaux bottles 0.75 l: 164 ¹

Gross/net capacity: 322/295 litre

Noise output: 39 dB(A)

Climate rating: SN-T (+10°C to +43°C)

Door/side walls: Full door, burgundy/black

Exterior dimensions in cm (h/w/d): 135/60/73.9

Controls

- MagicEye on front, key electronic
- Digital temperature display
- Warning signal in case of fault: visual and acoustic
- Door alarm: acoustic
- Child lock

Wine compartment

- 1 Temperature zone, which can set from +5°C to +20°C
- Convection cooling, fresh air supply via FreshAir activated charcoal filter
- Humidity regulation via adjustable fan
- Adjustable beech wood shelves
- 4 Shelves

Key features

- HardLine
- Ergonomically designed slimline handle, black
- Reversible door hinging

Special accessories (from page 130)

- 06, 15, 16, 21, 26

WKb 1812
Vinothek

A⁺

Wine

Energy efficiency class: <A>

Energy consumption year/24 hrs: 113/0.307 kWh

Max. Bordeaux bottles 0.75 l: 66 ¹

Gross/net capacity: 145/134 litre

Noise output: 38 dB(A)

Climate rating: SN-ST (+10°C to +38°C)

Door/side walls: Glass door, frame black/black

Exterior dimensions in cm (h/w/d): 89/60/61.3

Controls

- MagicEye on front, key electronic
- Digital temperature display
- Warning signal in case of fault: visual and acoustic
- Door alarm: acoustic
- Child lock

Wine compartment

- 1 Temperature zone, which can set from +5°C to +20°C
- Convection cooling, fresh air supply via FreshAir activated charcoal filter
- Humidity regulation via adjustable fan
- Interior lighting permanently on
- Adjustable grid shelves
- 3 Shelves

Key features

- HardLine
- Ergonomically designed slimline handle, black
- Reversible door hinging
- Replaceable door seal

Special accessories (from page 130)

- 06, 16, 19, 21, 26


¹ These models are only bound for storing wine. Maximum DIN norm bordeaux bottles capacity (0.75 l) as per norm NF H 35-124 (H: 300.5 mm, Ø 76.1 mm)

You can find the full range of efficiency classes at page 3. According to (EU) 2017/1369 6a.




WTb 4212

Multi-temperature wine cabinets Vinothek



◀60▶



◀60▶

WTb 4212 Vinothek

Wine

Energy efficiency class: <A>
 Energy consumption year/24 hrs: 168/0.460 kWh
 Max. Bordeaux bottles 0.75 l: 200¹
 Gross/net capacity: 427/395 litre
 Noise output: 41 dB(A)
 Climate rating: SN-ST (+10°C to +38°C)
 Door/side walls: Glass door, frame black/black
 Exterior dimensions in cm (h/w/d): 165/60/73.9

Controls

- MagicEye on front, key electronic
- Digital temperature display
- Warning signal in case of fault: visual and acoustic
- Door alarm: acoustic
- Child lock

Wine compartment

- 6 Targeted temperature layers ranging from +5°C to +18°C
- Fresh air supply via FreshAir activated charcoal filter
- Humidity regulation via lava stones
- Interior lighting permanently on
- Adjustable beech wood shelves
- 6 Shelves

Key features

- HardLine
- Ergonomically designed slimline handle, black
- Reversible door hinging
- Replaceable door seal

Special accessories (from page 130)

- 06, 15, 16, 22, 26

WTr 4211 Vinothek

Wine

Energy efficiency class: <A>
 Energy consumption year/24 hrs: 167/0.457 kWh
 Max. Bordeaux bottles 0.75 l: 200¹
 Gross/net capacity: 409/377 litre
 Noise output: 40 dB(A)
 Climate rating: SN-ST (+10°C to +38°C)
 Door/side walls: Full door, burgundy/black
 Exterior dimensions in cm (h/w/d): 165/60/73.9

Controls

- MagicEye on front, key electronic
- Digital temperature display
- Warning signal in case of fault: visual and acoustic
- Door alarm: acoustic
- Child lock

Wine compartment

- 6 Targeted temperature layers ranging from +5°C to +18°C
- Fresh air supply via FreshAir activated charcoal filter
- Humidity regulation via lava stones
- Adjustable beech wood shelves
- 6 Shelves

Key features

- HardLine
- Ergonomically designed slimline handle, black
- Reversible door hinging

Special accessories (from page 130)

- 06, 15, 16, 22, 26

¹ These models are only bound for storing wine. Maximum DIN norm bordeaux bottles capacity (0.75 l) as per norm NF H 35-124 (H: 300.5 mm, Ø 76.1 mm). You can find the full range of efficiency classes at page 3. According to (EU) 2017/1369 6a.



WKes 653

WKes 653
GrandCru

A++ LED Wine Smart Steel

Energy efficiency class: **A++**
 Energy consumption year / 24 hrs: 75 / 0.205 kWh
 Max. Bordeaux bottles 0.75 l: 12¹
 Gross / net capacity: 56 / 38 litre
 Noise output: 40 dB(A)
 Climate rating: SN (+10°C to +32°C)
 Door / side walls: Glass door with stainless steel frame and SmartSteel / stainless steel with SmartSteel
 Exterior dimensions in cm (h / w / d): 61.2 / 42.5 / 47.8

Controls

- LCD display in the interior, touch electronic
- Digital temperature display
- Warning signal in case of fault: visual and acoustic
- Door alarm: acoustic
- Child lock

Wine compartment

- 1 Temperature zone, which can set from +5°C to +20°C
- Convection cooling, fresh air supply via FreshAir activated charcoal filter
- Humidity regulation via adjustable fan
- LED lighting permanently on, dimmable
- Beech wood fittings
- 3 Shelves

Key features

- HardLine
- Fixed door hinge, right
- Replaceable door seal
- Utensil drawer
- Suitable for wall mounting
- Lock

Special accessories (from page 130)

- 06, 16, 20, 21

ZKes 453
Humidor

LED Cigar Smart Steel

Energy efficiency class:
 Energy consumption year / 24 hrs: 162 / 0.443 kWh
 Gross / net capacity: 43 / 39 litre
 Noise output: 40 dB(A)
 Climate rating: N (+16°C to +32°C)
 Door / side walls: Glass door with stainless steel frame and SmartSteel / stainless steel with SmartSteel
 Exterior dimensions in cm (h / w / d): 61.2 / 42.5 / 47.8

Controls

- LCD display in the interior, touch electronic
- Digital display of temperature and humidity
- Warning signal in case of fault: visual and acoustic
- Door alarm: acoustic
- Child lock

Humidor

- 1 Temperature zone, which can set from +16°C to +20°C
- Humidity range, adjustable between 68% to 75%
- Convection cooling, fresh air supply via FreshAir activated charcoal filter
- Humidity regulation via adjustable fan
- LED lighting permanently on, dimmable
- Spanish cedar wood fittings
- 2 Shelves

Key features

- HardLine
- Fixed door hinge, right
- 2 presentation boxes
- Suitable for wall mounting
- Lock

Special accessories (from page 130)

- 06, 20

CMes 502

A+ LED Smart Steel

Energy efficiency class: **A+**
 Energy consumption year / 24 hrs: 107 / 0.293 kWh
 Gross / net capacity: 45 / 42 litre
 Noise output: 35 dB(A)
 Climate rating: SN-ST (+10°C to +38°C)
 Door / side walls: Glass door with stainless steel frame and SmartSteel / stainless steel with SmartSteel
 Exterior dimensions in cm (h / w / d): 61.2 / 42.5 / 45

Controls

- Mechanical controls, external control dial

Fridge compartment

- 1 Temperature zone, which can set from +2°C to +10°C
- LED lighting permanently on, dimmable
- Galvanised grid shelves
- 3 Shelves

Key features

- HardLine
- Height-adjustable feet at front
- Fixed door hinge, right
- Suitable for wall mounting
- Lock

Special accessories (from page 130)

- 01, 02

¹ These models are only bound for storing wine. Maximum DIN norm bordeaux bottles capacity (0.75 l) as per norm NF H 35-124 (H: 300.5 mm, Ø 76.1 mm) You can find the full range of efficiency classes at page 3. According to (EU) 2017/1369 6a.

01

Butter dish

The stylish butter dish is designed for convenient, single-handed use: it is easily removed, can be carried by the lid, and is effortlessly opened. Its cleverly conceived proportions allow varying sizes of butter to be stored, and it is both shatterproof and dishwasher safe. The butter dish fits on all Liebherr shelves.



For all freestanding and built-in fridge-freezers and refrigerators 9881 170

02

Adjustable egg tray

The egg tray is extendible and can be adjusted to the most suitable size according to the quantity of eggs stored. It provides safe storage for up to 20 chicken eggs or 28 quail eggs, and is styled so that the eggs can be stored pointed-end down, which extends their shelf life.



For all freestanding and built-in fridge-freezers and refrigerators 9881 172

03

VarioSafe

The VarioSafe provides a clear view whilst creating order. It is the ideal space for smaller food packets, tubes and jars. The safe can be positioned at various levels on the lighting column.



BluPerformance BioCool appliances, BluPerformance BioFresh refrigerators 9881 126
BluPerformance BioFresh fridge-freezers 9881 124

04

Bottle shelf

The bottle shelf provides elegant and practical storage for drinks.



60 cm: BluPerformance BioFresh fridge-freezers	9881 130	CTNesf 3663	9881 802
60 cm: BluPerformance BioCool appliances; BluPerformance K- and KB appliances; SBS(bs, es) 8486, 8663, 8673, 8473	9881 132	CTP(ag, fr, sl, wb) 2921, 2521, 2121; K(sl) 2814, 2330; CU(ag, ef, fr, sl, wb) 3311, 2811, 2311	9881 800
70 cm: BluPerformance BioFresh fridge-freezers; BluPerformance BioCool appliances	9881 150	K(sl) 3130, 2630	9881 801
CN(be, el, fb, kw, no, st) 4813, 4713, 4313, 4213	9881 026	CN(be, bs, ef) 4015, 3915, 3535, 3515, 3115 SBSef 7242	9881 074 9881 076

05

FlexSystem

The FlexSystem, for BioFresh safes and BioCool boxes, provides flexible, organised and easily viewed storage for food. For example, fruit and vegetables can be kept clearly separated or foods can be stored according to use-by date. All components of the sturdy FlexSystem are easy-to-clean and dishwasher friendly.



60 cm: BluPerformance BioFresh and BioCool models (except K(ef) 3710) 9881 128
70 cm: BluPerformance BioFresh and BioCool models 9881 168

06

FreshAir active carbon filter

During prolonged storage, wines and cigars are sensitive to any odours that contaminate the storage environment. Liebherr appliances benefit from optimum air quality and freshness thanks to the easy-to-replace FreshAir active carbon filter which is integrated into the wine compartment of the SBSes 8486 Side-by-Side fridge-freezer, into all wine cabinets, and into the humidor. Annual replacement is recommended.



BluPerformance fridge-freezers and fridges (including 2 pcs.)	9881 116
WTes 1672 (including 2 pcs.)	9881 289
WKes 653; ZKes 453 (including 2 pcs.)	9881 287
All other wine appliances (including 2 pcs.)	9881 291

07

Water filter

Replacement for the integrated water filter. Provides perfect water quality every time in appliances with an IceMaker. The electronic control unit indicates when the water filter needs to be replaced.



CBN(be, es) 6256 9881 227

08

Ice cube tray with lid

The generously sized ice cube tray features a lid and a convenient filling opening for easy topping up with water. The lid seals tightly so that the tray can be moved and stored without spillages.



For all models with a 4* freezer compartment 9881 174

09

Cold storage accumulator

Freezers, and the freezer compartments of fridge-freezers are protected in the event of a power failure by the cold storage accumulator. This acts as an additional 'cold reserve' to prevent the temperature from rising in such circumstances, and thereby protects the frozen produce.



For all fridge-freezers, fridges, freezers and SBS appliances 9881 036
Chest freezers 9881 259

10

Freezer tray

The innovative freezer tray is perfect for freezing fruits, berries and herbs individually. Not only does this prevent them from sticking together, but it also ensures they retain their shape, and makes them easier to vacuum pack, and to divide into portions later on.



BluPerformance fridge-freezers and freezers	7422 828	60cm: GP 2733, 2433, 2033	7426 356
70cm: CBNPes 5758; CN(ef) 5715	7426 078	GTP 2756	7431 419
SBSef 7242; CN(be, bs, ef) 4015, 3915, 3535, 3515, 3115; GNP 3013, 2713, 2313, 1913, 1066	7426 080	GT 6122	7431 387
		GT 3632, 2632, 2132	7431 389

11 Three-metre hose for IceMaker

Reinforced flexible hose (1 m long) for appliances with a 3/4" plumbed-in connection.



All plumbed-in models 6030 785

12 Door opening limiter

With this accessory, the factory-set door opening angle of 115° can be limited to 90° in order to protect the appliance door and/or kitchen unit front when the appliance is installed in a niche or directly against a wall.



BluPerformance fridge-freezers and refrigerators with SoftSystem 9096 414

13 Stainless steel polish

For polishing stainless steel surfaces after they have been cleaned (do not use on SmartSteel).



250 ml 8409 030

14 Stainless steel cleaner

The stainless steel cleaner effectively and gently removes fingerprints, streaks and stains from stainless steel surfaces. (Not for SmartSteel fronts, apply to stainless steel fronts/frames only.)



250 ml 8409 022

15 Wooden shelf

The handcrafted shelf, made from natural wood, is the perfect accessory for safely storing Bordeaux bottles. Positioning the bottles in opposite directions enables full use of the shelf's capacity.



WKt 5552, 5551, 4552, 4551; WKes 4552 9881 261
 WKb 4212, 3212; WKr 4211, 3211; WTb 4212; WTr 4211 9881 263

16 Clip-on labelling system

The clip-on labelling system provides a quick and clear overview of your wine store. The labelled cards can be easily inserted into the clips which can be attached as required.



For grill shelves WKb 1812 (2 pieces) 9086 723
 For all other wooden shelves (5 pieces) 9094 559

17 Bottle holder

The practical bottle holder allows you to store even more bottles.



WKt 6451, 5552, 5551, 4552, 4551; WKes 4552 7436 193

18 Presentation shelf

The shelf can be used to present exquisite wines, or to safely store already-opened bottles.



WTes 5972, 5872 7112 043
 WKt 5552, 5551, 4552, 4551; WKes 4552 7113 619

19 Galvanised grill shelf

Grill shelf for additional requirements.



WKb 1812 7112 035

20 Underside cover for wall mounting

Covers the underside, enabling compact appliances to be attractively wall mounted without their underside being visible.



WKes 653; ZKes 453 9590 519

21 Lava stone box including lava stone

In order to protect wine corks from dehydration during long-term bottle storage, the humidity in the appliance can be increased using a damp lava stone. The lava stone is stored very conveniently and visually appealing in a custom high-end red beech box. The lava stone box contains a removable plastic bowl into which the water is poured to increase the humidity. The lava stone box can be positioned anywhere in the appliance.



All wine models (except WTb 4212, WTr 4211)	9901 820
---	----------

22 Lava stone

The humidity in the Vinothek multi-temperature wine cabinets can be increased as required using lava stones.



WTb 4212; WTr 4211	9591 517
--------------------	----------

23 3-metre appliance cable

In cases where the standard 2.1 metre cable length is insufficient, the 3-metre appliance cable allows greater installation flexibility. The cable plug can be removed from the appliance with minimal effort.



BluPerformance appliances	6009 186
---------------------------	----------

24 Vario energy-saving panel

If you don't need to use all of your NoFrost freezer space, any unused freezer drawers can be sealed off using the Vario energy-saving panel. By using the panel it is possible to reduce the appliance's energy consumption by as much as 50%.



SBSef 7242; GNP 3013, 2713, 2313, 1913	9881 803
GN 4113, 3613	9881 804
60 cm: BluPerformance-Freezers; SBSbs 8673, SBSes 8663, GNP(es) 4355	9881 805
70 cm: BluPerformance-Freezers	9881 138

25 Additional baskets for chest freezers

Versatility is increased by the use of additional baskets. These make it easier to sort small frozen food items, and facilitate easier access to stored produce.



GTP 2756	7112 251
GT 6122	7112 727
GT 3632	7113 557
GT 2632, 2132	7112 725

26 Lock

The lock prevents unwanted access. Simply assemble on the housing with Vinothek wine cabinets. If two wine cabinets are set up Side-by-Side, the operation of the sideways lock is limited. In this case an additional lock can be fitted below.



Vinothek wine appliances	9094 443
Chest freezers in the GT series	9590 835

27 Height adjustable Side-by-Side kit

The Side-by-Side plinth kit available as an accessory makes it possible to individually adjust the height of Side-by-Side appliances by up to 4.7 cm so as to optimally adapt them to uneven floor surfaces.



Side-by-Side BluPerformance models, stainless steel	9900 004
Side-by-Side BluPerformance models, BlackSteel	9900 000

28 VarioBoxes

The two detachable, fridge-to-table VarioBoxes are perfect for storing ready-to-serve foods in the refrigerator. The Liebherr egg tray for 12 eggs fits perfectly in the large VarioBox. The accessories set comprises two VarioBoxes and a robust stainless steel securing rail. VarioBoxes can be securely attached to the door interior at various levels.



60 cm: BluPerformance fridge-freezers and fridges	7420 558
---	----------

29 Stainless steel bar handle for undercounter wine cabinet

To optimally fit the appliance into the intended kitchen environment, the sturdy aluminium handle can be replaced with a narrower bar handle. This is well-designed, brushed stainless steel that impresses with its good look and feel.



WTes 1672	9901 071
-----------	----------

Our catalogues

Find out everything you need to know about Liebherr Freestanding & Built-In refrigeration as well as Wine Cabinets. Liebherr also manufacture a comprehensive range of Commercial refrigeration. Available as hard copy or PDF downloads from home.liebherr.com.



View topic specific websites with in-depth information about BioFresh/NoFrost and wine cabinets via the QR code.



biofresh.liebherr.com




nofrost.liebherr.com



wine.liebherr.com

Smart communication on all fronts



BioFresh App

Useful information about perfect food storage, as well as vitamin and mineral content.



WineGuide App

A brief overview of Bordeaux wines and their producers, plus storage information.



IceCrusher App

Playful fun; With just a tap, ice-cubes tumble down your screen and can be moved and crushed.



Find out which app is available for which operating system (Apple, Android etc.), and which device type.
apps.home.liebherr.com




Discover the world of Liebherr-Appliances with the latest interesting news, stories, valuable tips and tricks on food storage, recipes and lots more besides!



Click the link to directly access our social media channels:
socialmedia.home.liebherr.com

Please contact Liebherr-Great Britain Ltd. to locate your nearest Liebherr displaying dealer:



Liebherr-Great Britain Ltd.

Normandy Lane, Stratton Business Park, Biggleswade, SG18 8QB

Tel.: +44 (0) 3330 147 888, Fax: +44 (0) 1767-602 152,

Email Sales: LGB.RefrigerationSales@liebherr.com, Customer Service: LGB.Refrigeration@liebherr.com
home.liebherr.com