



# GET RESULTS EVERY TIME

WITH BRILLIANT COLOR AND MFP VERSATILITY



HP LASERJET. IT PAYS YOU BACK.™



COLOR LASERJET ENTERPRISE CM4540 MFP SERIES  
Solution and Feature Guide



# CONTENTS

---

Getting to know the MFP.....	1
Product walk-around.....	2
Product comparison.....	3
Top features .....	4
Brilliant results made simple.....	5
Easy to manage and add solutions.....	11
Advanced security to help protect your data .....	16
Built to minimize your environmental impact .....	19
A—Technical specifications.....	20
B—Ordering information .....	23

## Contact information

### **Hewlett-Packard Company**

300 Hanover Street

Palo Alto, CA 94304-1185

Phone: (650) 857-1501

Fax: (650) 857-5518

Web address: [www.hp.com](http://www.hp.com)

### **Contact HP by country:**

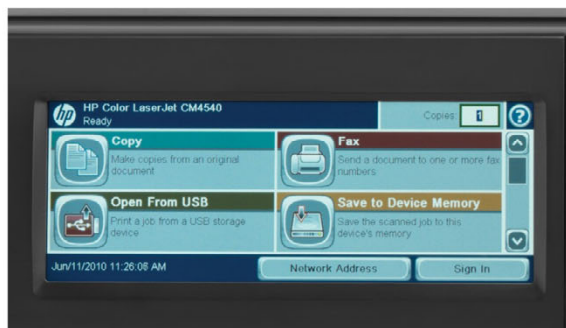
[http://welcome.hp.com/country/us/en/wwcontact\\_us.html](http://welcome.hp.com/country/us/en/wwcontact_us.html)

# GETTING TO KNOW THE MFP

Welcome to the Solution and Feature Guide for the new HP Color LaserJet Enterprise CM4540 MFP series. This intuitive workgroup MFP makes it easy to print, copy, scan, digitally send, and fax—all from one device that is small enough to fit on your desktop!<sup>1</sup> The new, pivoting HP Easy Select color control panel makes it easy to handle jobs at the MFP—you can even preview and manage images at the device. Brilliant color, robust and expandable paper handling, simplified management, enhanced security, and extensibility features make this MFP a productivity powerhouse.

## Finding information

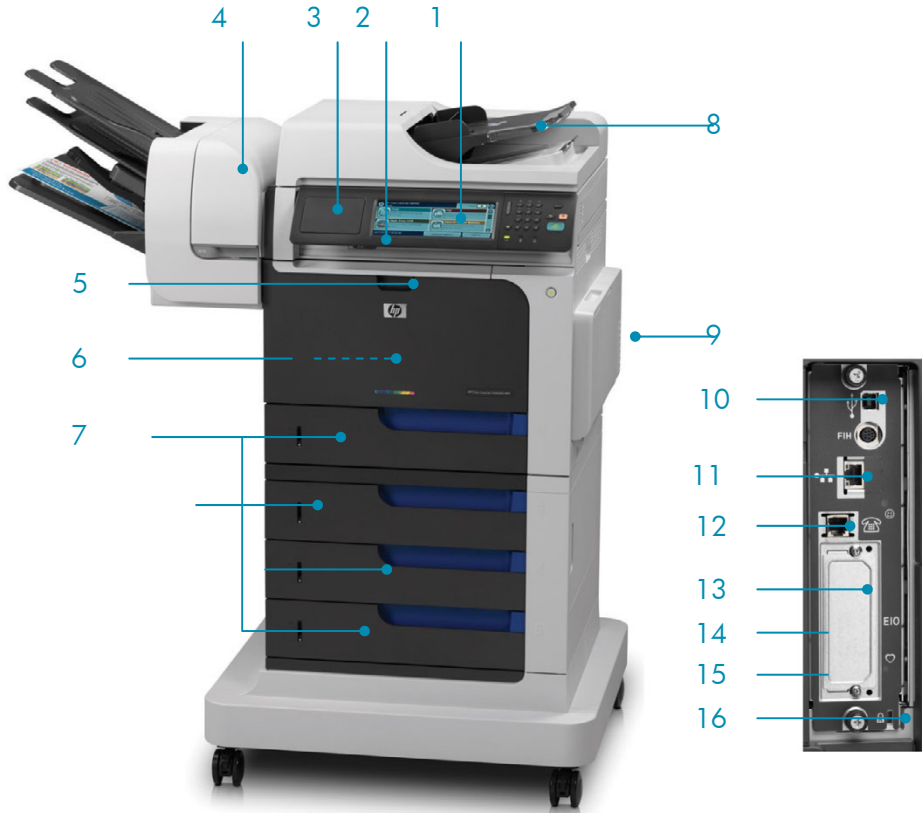
This guide provides information to help you learn about the MFP's features and functionality. For information on setting up your MFP, please refer to the *Installation Guide* included in the box. For questions or technical details, please use the contact information on page ii to reach an HP representative.



# Product walk-around

## HP Color LaserJet Enterprise CM4540fskm MFP shown

- 1 Intuitive 8.1-inch (20.5 cm) HP Easy Select pivoting touch screen color control panel
- 2 Walkup USB port
- 3 Hardware Integration Pocket for solution integration
- 4 900-sheet 3-bin stapling mailbox
- 5 Front door allows convenient access to four, all-in-one HP print cartridges
- 6 Built-in automatic two-sided printing
- 7 Four 500-sheet input trays for a 2,100-sheet total input capacity
- 8 50-sheet ADF scanner processes two-sided documents at full speed  
Plate-glass scanner handles documents up to legal size (216 x 356 mm)
- 9 100-sheet multipurpose tray 1 handles heavy custom media up to 220 g/m<sup>2</sup> (58 lb bond)
- 10 Hi-Speed USB 2.0 port
- 11 HP Jetdirect Gigabit Ethernet embedded print server
- 12 RJ-11 fax port
- 13 One open EIO slot
- 14 1280 MB total memory and an 800 MHz processor quickly handle complex print jobs
- 15 HP Secure High Performance embedded hard disk
- 16 Access port for optional Kensington-style lock



Front view

I/O panel close-up

## Series at a glance



CM4540 MFP

CM4540f MFP

CM4540fskm MFP

Part number	CC419A	CC420A	CC421A
100-sheet multipurpose tray 1	✓	✓	✓
500-sheet tray 2	✓	✓	✓
500-sheet Paper Feeder	Optional		
1 x 500-sheet Paper Feeder with Cabinet	Optional	✓	
3 x 500-sheet Paper Feeder with Stand	Optional		✓
500-sheet output bin	✓	✓	
900-sheet 3-bin Stapling Mailbox	Optional	Optional	✓
Automatic two-sided printing	✓	✓	✓
HP Secure High Performance embedded hard disk	✓	✓	✓
HP LaserJet MFP Analog Fax Accessory 500	Optional	✓	✓
ENERGY STAR® qualified	✓	✓	✓

# Product comparison

The following table compares the new HP Color LaserJet Enterprise CM4540 MFP series with the HP Color LaserJet CM4730 MFP series:



**HP Color LaserJet Enterprise  
CM4540 MFP series**



**HP Color LaserJet  
CM4730 MFP series**

		<b>Benefits</b>
Up to 40 ppm A4 (42 ppm letter), color and black-only <sup>2</sup>	Up to 30 ppm A4 (31 ppm letter), color and black-only <sup>2</sup>	Faster output
HP Easy Select pivoting color control panel with Image preview	Touch-screen control panel	Preview images to ensure accuracy for your digital workflow and save time
Hardware Integration Pocket	Not available	Increase security and control costs with solution integration such as optional badge/card readers
Walk-up USB port	Not available	Print directly from, and save scans to, flash drives
800 MHz processor	533 MHz processor	Faster processing of device jobs
1280 MB RAM and HP Secure High Performance embedded hard disk	Up to 512 MB RAM and HP Secure High Performance embedded hard disk	Better performance and improved print job retention
Up to 2,100-sheet input capacity	Up to 1,600-sheet input capacity	Higher input capacity minimizes interruptions
Available 900-sheet 3-bin stapling mailbox	Available 500-sheet stapler stacker or 700-sheet 3-bin mailbox	More finishing capabilities from a single output device plus a higher output capacity
216 x 356 mm (8.5 x 14 in ) flatbed scanner	216 x 297 mm (8.5 x 11.7 in) flatbed scanner	Larger scanner glass supports larger document formats, including legal materials
Optional high-capacity black print cartridge <sup>3</sup>	Not available	Fewer interventions and reduced costs
Product dimensions: CM4540: 905 x 623 x 575 mm (35.6 x 24.5 x 22.6 in)  CM4540f: 909 x 668 x 1119 mm (35.8 x 26.3 x 44.1 in)  CM4540fsm: 1072 x 668 x 1119 mm (42.2 x 26.3 x 44.1 in)	Product dimensions CM4730, CM4730f: 788 x 639 x 1153 mm (31 x 25.2 x 45.4 in)  CM4730fsk, CM4730fm: 1106 x 639 x 1153 mm (43.5 x 25.2 x 45.4 in)	More compact size saves space—the HP Color LaserJet CM4540 MFP model even fits on your desktop!

# TOP FEATURES

The HP Color LaserJet Enterprise CM4540 MFP series gives productivity a boost with color multifunction versatility and market-leading solutions from HP—all in a compact device. The MFP's top features are highlighted below. For a more in-depth look at these features and their benefits, see the pages that follow.




## Brilliant results made simple

- Simplify digital workflows with the award-winning HP Easy Select touchscreen color control panel. Image preview lets you view, add, delete, rotate, and reorder scanned pages for easy digital sending.
- Easily configure digital sending—with advanced security settings—using Quick Sets. Advanced workflows, including capturing, saving, and sending scanned files, are available at the touch of a button.
- Insert your flash drive into the walk-up USB port to print and save scans.
- Work quickly with print speeds up to 40 ppm A4 (up to 42 ppm letter)<sup>2</sup> and first page out speeds as fast as 11.5 seconds from ready mode for printing, and as fast as 12 seconds from ready mode for copying (A4/letter).<sup>4</sup>
- Complete large jobs without reloading with an input capacity of up to 2,100 sheets. The 900-sheet, 3-bin stapling mailbox that sorts, collates, staples, and stacks documents boosts office efficiency. <sup>1</sup>




## Easy to manage and add solutions

- Increase business productivity and save money by proactively managing imaging and printing fleets and controlling color usage. Manage networked products remotely with HP Web Jetadmin—the most comprehensive fleet management tool among tested competitors.<sup>5</sup>
- Protect your investment and accomplish more. HP FutureSmart firmware ensures that your MFP will have the most up-to-date features long into the future.<sup>6</sup> The HP Open eXtensibility Platform simplifies the development and deployment of HP and third-party solutions.<sup>7</sup>
- Print directly to your HP MFP, using a smartphone, notebook, or other mobile device with HP ePrint.<sup>8</sup>
- Print securely from a BlackBerry® to any networked enterprise printer with the HP ePrint Enterprise solution.<sup>9</sup> Plus, print from any Internet-enabled device from corporate email accounts to networked printers assigned an email address.<sup>10</sup>



## Advanced security to help protect your data

- Tighten security—the pre-installed HP High-performance Secure Hard Disk is also encrypted to help protect your sensitive data.
- Secure MFP access using the hardware integration pocket, which lets you add optional authentication solutions such as badge and card readers.
- Keep confidential print jobs private—use authentication methods such as requiring a PIN at the control panel to retrieve jobs.
- Help secure your documents with encrypted digitally sent PDFs and emails.



## Built to minimize your environmental impact

- Control paper costs with effortless document digitization and automatic two-sided printing and copying.
- Recycle with ease. Original HP print cartridges returned through HP Planet Partners are recycled to recover raw materials or energy.<sup>11</sup>
- Reduces bulky shipping materials with HP ClearView Packaging and pre-installed cartridges.<sup>12</sup>



# Brilliant results **MADE SIMPLE**

The MFP offers printing, copying, and scanning from one compact device. The feature-packed HP Color LaserJet Enterprise CM4540 MFP model is compact enough to fit on your desktop, and all models are designed to save space for your office. The intuitive, HP Easy Select pivoting touchscreen color control panel along with robust paper handling features enable less intervention and easy operation. HP ColorSphere toner technology and reliable print cartridges deliver consistently brilliant color output.

## Simplify device interaction

Process jobs at the MFP with the HP Easy Select color control panel for a trouble-free user experience. Reduce training costs and help-desk calls while empowering everyday users with the same user interface found on other HP LaserJet MFPs and networked scanners.

Users can manage their jobs confidently from this large, intuitive interface—in many cases it's one they're already familiar with.

The control panel offers:

- **Image preview**, which lets you add, delete, rotate, and reorder pages for digital send jobs at the control panel
- **Simple-to-use menus** that allow you to set system defaults, customize settings for a particular job, and configure and launch Quick Sets
- **Helpful feedback** while interacting with the touchscreen graphical display
- **Support** for learning how to use product features
- **Clear instructions** and illustrations, including animations for tasks such as jam recovery
- **Easy-to-read status** messages in one location

The control panel includes a VGA touchscreen graphical display with contrast adjustments, three job-control buttons, three light-emitting diode (LED) indicator lights, a Sleep mode button, and localized virtual keyboards for inputting text, such as email addresses, filenames, and metadata. A walk-up USB port lets users print directly from—and save scans to—flash drives.



## Convenient document previewing and editing with image preview

The MFP's control panel features image preview, which lets you minimize steps and reduce errors. Right from the device's touchscreen control panel, you can view and edit your scan job before you send it to a network folder, fax, email, or USB device. With image preview, not only can you save files on your network from the device, you can easily get your scans to look just the way you want them. Instantly preview and modify scans before sending them into the workflow, eliminating the need to walk back and forth from a computer.

Scan multiple pages using the automatic document feeder (ADF) and view them as thumbnail images, or zoom and pan for a detailed inspection. Before finalizing a document you can reorder, delete, add, or rotate pages. You can apply changes to a single page, or multiple pages at once.



Proof and edit scans from the device's control panel—to deliver the right content, every time

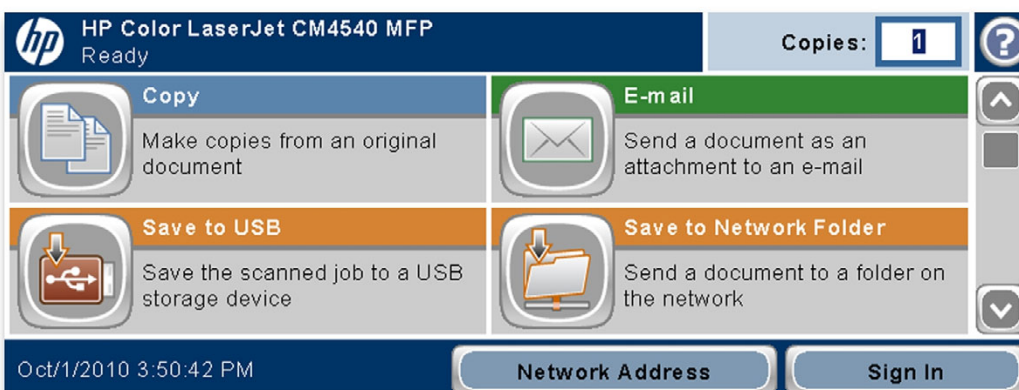
## One-touch automated workflows with Quick Sets

The MFP's digital sending capability lets users route documents to a variety of destinations like email recipients, network folders, or LAN fax addresses. Some users, however, can become quickly overwhelmed with the number of possibilities. They might choose the wrong network folder, forget an email address, or pick the wrong file format for the scan, and the workflow breaks down before it has even begun.

Quick Sets let you launch document workflows and get it right every time—at the touch of a button. Quick Sets help by automating all of the steps of a complicated workflow. Users can find what they need right away, without standing at the device control panel searching for the appropriate settings.

In addition to scan destinations, you can preset other scan settings. These can include output file types such as Compact PDF, XPS, and PDF/A formats, or security settings such as encrypted PDFs that can be delivered through encrypted and signed emails. Quick Set buttons can be easily created, labeled, and placed on the control panel home screen, so that you can quickly find the functions you need.

Quick Sets help IT by enabling them to promote or block access to certain device features. Calls to the helpdesk can be reduced when users have everything they need on the home screen and are restricted from accessing settings they shouldn't tamper with.



Create Quick Sets to facilitate common workflow procedures and add custom buttons to your control panel

## Easy-to-follow setup wizards

HP has developed new Save-to-Folder and Scan-to-Email setup wizards to help you quickly and easily configure your HP MFP's digital sending features.

- The **Scan-to-Email Default Setup Wizard** helps you link your MFP to your email server, then set up default email and scan settings. The **Scan-to-Email Quick Set Wizard** makes it easy to manage often-used Scan-to-Email favorites, as well as set up default scan settings. Scanning to email can be a great time-saver when communicating with customers, vendors, or coworkers.
- The **Save-to-Folder Quick Set Wizard** helps you create destination folders on your computer using Quick Sets. It walks you through configuring the default scan settings that will be applied when scanning to each folder. Now you can start digitally filing your documents for easy storage and retrieval.

Find the Save-to-Folder and Scan-to-Email setup wizards on the Core Software Installer included with your new HP MFP, or you can download them at [www.hp.com/go/HPLJWizardConsole](http://www.hp.com/go/HPLJWizardConsole).

## Extensive user help

The MFP has a built-in Help system that explains how to use each screen. To open the Help system, touch the Help button in the upper-right corner of the screen. For some screens, the Help button opens to a global menu where you can search for specific topics. For screens that contain settings for individual jobs, the Help button opens to a topic that explains the options for that screen.

## Maximize document impact

Make a statement with high-impact, color office documents and marketing collateral. With the HP Color LaserJet Enterprise CM4540 MFP series, you can expect high-quality, glossy text, bold graphics, and vivid images. And you can count on consistent color—page after page, document after document, and print cartridge after print cartridge. Employ HP Web Jetadmin and the HP Universal Print Driver to manage color use and protect your color investment.

## Benefit from effortless color performance

The culmination of years of HP color innovation, HP EasyColor provides the best color and black-and-white output—combining multiple technology enhancements into one easy-to-use feature. Included with the HP Universal Print Driver, this intelligent technology detects document content and automatically adjusts color rendering to optimize photo quality and compress rasterized images for faster printing.

HP EasyColor recognizes images in a document. It uses the generating application's image file pass-through to emulate what you see on the screen, and determines the necessary adjustments for optimal output quality. The results are improved color consistency and sharper, more natural-looking photos.

Because image file sizes are optimized before being sent to the MFP, image-heavy documents—such as PowerPoint presentations—may print more quickly with HP EasyColor. And with smaller spool file sizes, network traffic is reduced. Best of all, you don't need to make a series of complex manual adjustments. HP EasyColor is automatically enabled, so you'll effortlessly experience better color printing.

Download the free HP Universal Print Driver at [www.hp.com/go/upd](http://www.hp.com/go/upd).

## Produce exceptional results

With HP ImageREt 3600 and up to 600 x 600 dpi, you get results optimized for professional, high-quality color office documents and marketing collateral. The system's foundation is comprised of key color laser technologies, including HP ColorSphere toner, image enhancements, HP Smart printing technology, and high-resolution imaging.

The HP Color LaserJet Enterprise CM4540 MFP series is designed together with Original HP print cartridges and HP papers to automatically produce exceptional output for all your printed documents. For outstanding results when printing images, use HP color laser glossy papers.

## Experience brilliant, intense colors every time you print

Your prints will shine with uniform gloss and a dynamic color range. Improved melting and fusing technologies work in sync with HP ColorSphere toner to enable exceptional toner release and flow.

Producing a wide range of very specific colors and smooth color transitions requires extreme precision throughout the printing process. HP's color toner enables a finer range of colors because each toner particle conforms to an extremely consistent size and shape. This consistency allows toner particles to be placed on the page with the precision needed to produce a wide range of colors with the most subtle differences of shade.

HP ColorSphere toner is also designed to improve printing time. Its toner particles are chemically grown around an optimally sized wax core that is designed to work with the fuser's Instant-on Technology for fast image processing with optimum results.

## Deliver reliable, consistently outstanding results

HP Color LaserJet all-in-one print cartridges are a crucial component of the printing system.<sup>13</sup> Cartridges are shipped preinstalled in the MFP, and because they are designed for high-volume printing, you replace them less often. When cartridges are replaced, an automatic toner seal remover makes replacement clean and easy. The print cartridge, toner, and imaging drum are integrated into one supply, which means that you refresh the imaging system every time you insert a new cartridge.

- HP Smart printing technology is activated every time you install an Original HP toner cartridge. The HP toner cartridge, MFP, and software are designed to work together to enable easy, high-quality laser printing, and allow you to monitor your current supplies, order new supplies online, and print successfully every time.
- When a color cartridge needs to be replaced, HP Smart printing technology lets you continue printing a limited number of pages with the black cartridge, enabling you to finish time-critical projects with consistent, high-quality results.
- The MFP features a front door that offers a single point of access to replace HP printing supplies and clear paper jams. Clearly labeled parts, easy-to-understand instructions, and individual cartridge status information from the control panel or HP device management tools make supplies management and troubleshooting easy for all users.

## Process documents quickly

Get documents fast with color and black-only print speeds up to 40 ppm A4 (42 ppm letter)<sup>2</sup> and first page out speeds as fast as 11.5 seconds from ready for printing, and as fast as 12 seconds from ready for copying (A4/letter).<sup>4</sup> Instant-on Technology enables print and copy jobs to begin quickly from low-power mode. The MFP's automatic document feeder scans and copies documents at full engine speed. The 216 x 356 mm (8.5 x 14 in) flatbed scanner lets you easily copy and scan non-standard and bound material.



With 1280 MB of memory and an 800 MHz processor, the MFP handles complex jobs quickly.

## Keep moving with expansive, versatile paper handling

An input capacity of up to 2,100 sheets meets the needs of your high-volume imaging and printing environment and handles large jobs efficiently. With the option to load paper in volume or use each tray for a different paper type, you won't need to reload paper as frequently. The MFP makes your life easier by offering full-speed single- and two-sided printing for paper up to 120 g/m<sup>2</sup> (32 lb).

- The multipurpose tray supports heavy custom media up to 220 g/m<sup>2</sup> (58 lb bond), including HP Cover Paper, offering the utmost in versatility. All trays are adjustable to provide exceptional flexibility.
- Print two-sided documents at full engine speed with automatic two-sided printing. Routinely printing documents on both sides virtually doubles the MFP's input capacity and makes paperwork more manageable, freeing up space in your files and on your desk. Produce professional-looking documents on demand, without standing by the device and handling every page.
- Expand your media options. Get media-handling capabilities ideal for a wide variety of media types, including envelopes, labels, transparencies, and card stock. Print on a broad range of media sizes, including A4, letter, legal, 76 x 148 mm (3 x 5.83 in), and more.
- To ensure ease of use and high-quality results, HP Advanced Auto Media Sensing automatically detects the media type loaded in the MFP's input tray and configures print settings to optimize print quality for that media type.



## Simplify document creation

To meet your unique business needs, the HP Color LaserJet Enterprise CM4540 MFP series offers a choice of two different output accessories:<sup>1</sup>

- The 500-sheet output bin lets you stack up to 500 pages. The output bin comes standard with HP Color LaserJet Enterprise CM4540 and CM4540f models.
- The 900-sheet, 3-bin stapling mailbox sorts, collates, staples, and stacks documents, facilitating complex document jobs for your busy office. The mailbox comes standard with the HP Color LaserJet CM4730fskm model.

## Copy effortlessly

The MFP may be used as a standalone, walk-up copier, and you do not need to be connected to the network or a computer to make copies. In copy mode, the MFP functions as a standard photocopier—place your originals on the scanner glass or use the automatic document feeder and adjust all copy settings at the control panel.

## Send and receive faxes confidently

Quickly and easily send and receive faxes with the HP LaserJet MFP Analog Fax Accessory 500 (standard with HP Color LaserJet Enterprise CM4540f and CM4540fskm models).<sup>1</sup> The accessory lets you do the following:

- Efficiently process jobs at up to 33.6 kbps<sup>14</sup> with the V.34 fax modem and save time and money with standard JBIG compression that shortens call time.
- Easily retrieve data with fax polling (receive only). Request information stored on another machine to automatically receive a fax with the desired information. Fax polling is just what you need to efficiently gather frequently used documents, such as forms or reports.
- Use the fax call report to view convenient thumbnails of faxes and to archive important fax information, including the time sent, content, and destination of a fax.

- Use manual memory lock to save fax jobs at the MFP until a PIN is entered to release the stored documents. Take advantage of the scheduled memory lock to specify the days and times you want faxes to print or be held on the device.
- Take advantage of fax forwarding to receive business-critical faxes wherever you are. Route incoming faxes to another fax number when you or your clients are traveling or away from your primary fax.
- Quickly and conveniently send analog faxes with a control panel fax icon.
- Get helpful feedback on your fax job with the one-line status on the MFP control panel. Know the status of your fax in an instant with this informative display feature.
- Send a fax from your computer without going to the device control panel with the Send Fax Driver.<sup>15</sup>
- Optional HP Digital Sending Software lets you easily alternate between LAN and analog fax with a flexible configuration switch.<sup>16</sup> The switch delivers seamless integration in LAN or analog environments, without having to reinstall or reconfigure the fax accessory.
- HP recently improved the HP Analog Fax Accessory 500 to offer:
  - Improved overall performance
  - Effortless setup with the fax configuration wizard
  - Enhanced speed dial list ease-of-use, making it easier to search and locate entries by name and add individual lines to existing lists
  - Easy fax job canceling with the MFP's **Cancel** button
  - Remote configuration via HP Web Jetadmin or EWS
  - Certification for Japan

# Easy to **MANAGE** and **ADD SOLUTIONS**

---

Invest in a versatile MFP that seamlessly integrates into your fleet. Management tools monitor products and help apply settings to increase productivity, security, and quality. Integrated support for optional HP and partner solutions let you do more than ever before with your MFP.

## Manage your network from any supported web browser

### Proactively manage imaging and printing fleets

HP Web Jetadmin is the most comprehensive fleet management tool among tested competitors.<sup>5</sup> This single solution allows you to efficiently manage a wide variety of networked HP and non-HP devices, including printers, multifunction products, and scanners. Remotely install, monitor, maintain, troubleshoot, and secure your imaging and printing environment—ultimately increasing business productivity by helping you save time, control costs, protect your assets, and provide a better return on your investment. HP Web Jetadmin enables you to:

- Centrally monitor and manage large imaging and printing fleets
- Understand your inventory—both the number and types of devices
- Increase the efficiency of your helpdesk through quicker problem resolution
- Increase end-user productivity by maximizing device uptime and proactively solving problems
- Improve IT staff efficiency by providing a central management tool and automation of regular device management tasks
- Simplify and automate installation, configuration, and licensing of HP and partner software applications across a fleet of devices with the OXP-Device Solution Installer
- Increase security by implementing a device security policy
- Understand and control your color output costs
- Reduce supplies inventory and improve device uptime by forecasting supplies usage
- Optimize utilization of devices through the creation of usage and trend reports by user or device
- Reduce the environmental impact by computing and printing with settings that lower energy and paper use—automatically
- Make better business decisions by exporting device information to tools like the HP Carbon Footprint Calculator and HP Eco Solution reports

Manage your entire imaging and printing fleet with one solution. Best of all, HP Web Jetadmin is a free software tool that you can download from [www.hp.com/go/wja](http://www.hp.com/go/wja).

### Simplify driver management

Manage your imaging and printing environment efficiently with the HP Universal Print Driver, a driver trusted by users worldwide. Easily implement new policies with a driver that is available in 35 languages and is compatible with Microsoft® and Citrix systems. The driver now includes basic printing capability for non-supported devices, like non-HP devices.

Use HP Web Jetadmin to create print queues from a single remote system, then connect those print queues to the HP Universal Print Driver. No matter where users are across your global enterprise, they have the benefit of the latest version of the HP Universal Print Driver, and you have the convenience of deployment from a single location.

The HP Universal Print Driver works with a broad range of networked and direct-connected HP LaserJet devices that use PCL 5, PCL 6, or postscript emulation. The print driver discovers device features using bidirectional communication. The driver then displays current, accurate device information, including advanced options like



automatic two-sided printing and input trays. Broad compatibility and bidirectional communication enables users to access the full features of nearly every HP device in your managed printing environment. Download the free HP Universal Print Driver today at [www.hp.com/go/upd](http://www.hp.com/go/upd).

## Control color costs

Use HP Web Jetadmin and the HP Universal Print Driver to assign color access by user, time of day, or application, or disallow color output completely until it's needed for special projects. This ensures that the people who truly need to leverage the power of color—such as your sales team and marketing department—can, while others automatically default to black-and-white output.

## Conveniently and easily order supplies over the Internet

Enabled by HP Smart printing technology, HP SureSupply<sup>17</sup> helps you track and manage supplies usage, and provides alerts through HP device management tools when supplies should be replaced. With just a few clicks, access cartridge information, pricing, and purchasing options that best meet your needs—either from the reseller of your choice or directly from HP.

## Do more with your investment

The MFP supports HP Digital Sending Software (DSS),<sup>3</sup> as well as a variety of enterprise document management systems. And with broad support for HP Certified Partner solutions, you can customize the device for your unique business environment and meet changing business needs.<sup>7</sup>

## Optional HP Digital Sending Software

HP Digital Sending Software is used to enhance digital sending across HP LaserJet MFPs and HP Scanjet devices, to provide a common administrative utility and end-user interface across multiple devices and device types. This optional software runs as a service on a network server and allows multiple products to send jobs through the server. It is not necessary to install any software or drivers on individual users' computers.

With optical character recognition (OCR), you can convert scanned images to common file types with editable and searchable text. File types include searchable PDF, HTML, XML, RTF (Microsoft Word-compatible), XPS, and TXT. OCR capabilities also enhance the indexing and retrieval of documents.

While the HP Color LaserJet Enterprise CM4540 MFP series includes robust digital sending features out of the box, HP DSS enables the following additional sending features:

- Remote copy (sending to a printing device)
- Custom keys
- Configuration utility for digital sending and workflow capabilities
- Central email routing
- Central personal address book management
- Support for Filenet and Novell

For more information about HP DSS, please visit [www.hp.com/go/dss](http://www.hp.com/go/dss).

## Optional HP Certified Partner solutions

The MFP supports a broad portfolio of HP Certified Partner solutions—enabling you to meet changing business needs. HP works with solution partners to address key areas of business concern. Use the Hardware Integration Pocket (HIP) to maximize the return on your hardware investment with optional integrated solutions such as job accounting, secure authentication via a card scan reader, or a proximity badge reader. To learn more about available infrastructure, management, and workflow solutions, visit [www.hp.com/go/gsc](http://www.hp.com/go/gsc).

## Optional wireless connectivity

Print from anywhere in your office with an optional HP Jetdirect wireless print server.<sup>18</sup> For more details, see “Appendix B—Ordering information” on page 23.



## Enable advanced capabilities and prepare for tomorrow

Over the years, mobile phones have evolved from simple communication devices to “smartphones,” capable of running apps for just about anything you can imagine. In the same way, businesses are relying on their multifunction products (MFPs) to do more than print, copy, scan, and fax. These devices can run a wide range of applications. For example, with your MFP and optional third-party solutions, you can check a user’s identity before allowing them to print, scan documents and automatically route them to Microsoft SharePoint sites, send a fax via a local area network, and much more.

Successful enterprises are often wary of technologies that promise to revolutionize their business—and rightly so. These technologies typically come with a steep price tag for new products and services, and render their existing investments useless. Intelligent technologies not only offer new capabilities for new products, but also capitalize on a business’s existing infrastructure. That’s where HP’s Open Extensibility Platform (OXP) and HP FutureSmart step in.

HP’s OXP can significantly reduce costs by creating a unified environment—so your software solutions, imaging and printing devices, and management tools can work together in a whole new way. HP FutureSmart is a new firmware architecture that includes OXP. It enables a number of the innovative features and capabilities available with the HP Color LaserJet Enterprise CM4540 MFP series.

### **HP’s OXP—solutions and devices working together in a whole new way**

Prior to 2008, imaging and printing solutions were *device-specific*. Each MFP, digital sender, or scanner model required its own version of a solution—and this was common across all manufacturers. In 2008, web services technology allowed imaging and printing devices to begin supporting *device-independent* solutions. Now, across the industry, one solution can support all your devices released after 2008. Instead of having to download and install unique versions of a solution for individual devices, you can download one version to all devices, and the solution will automatically configure itself for each device.

HP’s OXP takes this a step further than the competition with device-independent technology on supported devices introduced in 2005 or later. This means that you don’t have to buy new devices in order to support the latest solutions.<sup>19</sup> You can deploy one version of a solution across your fleet and create an environment that is simpler for IT to manage. End users also benefit with a consistent user interface, no matter what device they’re using, which limits training costs and boosts productivity.

In addition, HP’s OXP takes a new, innovative approach as to where solutions are located. Solutions can now be housed solely on the server, with no components residing on your imaging and printing devices. This eliminates the need for a device-based component—such as a USB drive that plugs into the device—which must then be separately managed on each device by IT. In the same way that your computer’s web browser accesses and displays content that is hosted elsewhere, your MFP can now access solutions and display an interface that resides on a remote server. *The benefits are huge.* Because you don’t have to install and manage solutions by interacting with each of your devices, you can save a significant amount of time and money.

Finally, server-based solutions can help you future-proof your imaging and printing fleet. Years from now, your older devices are expected to run new solutions with the same look-and-feel and smooth performance as a brand new MFP.

### **HP FutureSmart—accomplish more today and be prepared for tomorrow**

HP FutureSmart firmware makes updating, managing, and extending the capabilities of supported devices on your printing fleet easier and more consistent. HP FutureSmart is the “brain” that controls the HP Color LaserJet Enterprise CM4540 MFP series and enables many of its new and exciting features, such as image preview and enhanced role-based security. Designed to adapt to evolving technologies, HP FutureSmart ensures that devices remain viable for years to come. And thanks to its single-codebase architecture, it provides consistency for IT and end users across all supported devices. HP FutureSmart delivers value in three main areas: it helps protect your imaging and printing investments, it provides advanced workflow capabilities, and it enables easy management.

## Investment protection

Depend on HP to make sure that your imaging and printing investments retain value. HP FutureSmart lets you:

- Take advantage of the latest features and fleet capabilities, with forward and backward firmware compatibility. New features and updates are immediately backward compatible and can be deployed across the fleet of FutureSmart devices.
- Reduce the time and cost to train new users and support the fleet. A consistent user interface and menu design across all HP FutureSmart devices makes the user experience intuitive and familiar.
- Prepare for the future with HP's Open Extensibility Platform (OXP). HP understands that imaging and printing solutions are critical to your business processes. OXP allows devices, solutions, and management tools to work together in a brand new way. The cost savings can be substantial.

## Advanced workflow capabilities

You can now do much more than print, copy, scan, and fax. HP offers a number of advanced workflow features to turn your MFP into a powerful solution center:

- Minimize steps and reduce errors in scanning and faxing from the device. Image Preview lets you view, proof, and edit your scan job before you send it to a network folder, fax, email, or USB device.
- Simplify complex workflow tasks with a single touch. Create customized Quick Set buttons on the control panel for jobs that you perform most often.
- Expand your MFP workflow capabilities by easily integrating third-party solutions across your fleet with OXP.

## Easy manageability

Get precision control over device features. Device management is easier than ever:


- Quickly manage firmware updates. A single firmware codebase simplifies and reduces time testing and updating firmware across the HP FutureSmart fleet.
- Minimize setup time and configuration. A simplified web interface provides interactive setup wizards and easy-to-follow navigation help.
- Help secure your device and business processes. Set up user profiles and permissions to control access to device functions and capabilities.

## Stay productive on the go with HP ePrint

Print directly to your HP Color LaserJet Enterprise CM4540 MFP series, using a smartphone, notebook, or other mobile device with the standard HP ePrint.<sup>8</sup>

Stay productive by printing where your business takes you with the optional HP ePrint Enterprise solution.<sup>9</sup> Print securely from a BlackBerry to any networked enterprise printer.

Larger documents, presentations, and PDF files can be difficult to read on small, handheld device screens, but now you can easily print these documents from your mobile device to read or take with you.<sup>8</sup>



Create the crucial connection between your business and your documents. HP ePrint and HP ePrint Enterprise help you stay productive with printing that's as mobile as you are:

- **HP ePrint** mobile printing lets you print business documents from your mobile device when and where you need them. Send your print jobs to any ePrint-enabled HP printer or MFP<sup>8</sup>—whether you're in the office, at home, or at customer or satellite offices—then simply collect the printed pages. And make printing more accessible to clients and mobile workers, by allowing them to print to your office's ePrint-enabled HP device.
- **HP ePrint Enterprise** delivers complete business mobility through a simple print experience. Fast, easy, and secure, you can print from a BlackBerry device to any supported printer or MFP<sup>9</sup>—in any of your company offices—in only three clicks. Plus, print from any Internet-enabled device from corporate email accounts to networked printers assigned an email address.<sup>10</sup> Easily print business materials with no need to add cables or download special print drivers or software. Now, printing is as mobile as your business demands.

HP ePrint lets you print from any smart phone or notebook without installing device-specific drivers or software.<sup>8</sup>

To enable ePrint on your web-connected HP device, sign into the ePrintCenter website to opt in. You can also manage your ePrint settings, specify who is allowed to print to your printer, and check the status of print jobs at ePrintCenter. For more information, see [www.hp.com/go/ePrintCenter](http://www.hp.com/go/ePrintCenter).

HP ePrint works by assigning an email address to your printer. When you first enable ePrint, the printer is in unlocked mode. In unlocked mode, anyone who knows your printer's email address can print to it using the ePrint service. At ePrintCenter, you can lock your printer and restrict printing to specific email addresses for added security.

## Enjoy maximum productivity with legendary HP reliability

With a duty cycle of up to 175,000 pages,<sup>20</sup> this MFP is built to stand up to the demands of today's fast-paced business environment and keeps intervention rates low.

Prior to its introduction, a new HP LaserJet device undergoes rigorous HP testing to ensure that it provides consistent high-quality output. Tests are performed with a large sample of devices through each step of the design process, to be certain that the device measures up to HP standards. The result is a solid, reliable product that produces consistent, excellent output quality over the life of the device and its supplies.

The MFP comes with a standard one-year, next-day, onsite warranty. Additional warranty and service extension options are available from HP Total Care.

## Relax with support services from HP

What if you could rest assured that your entire imaging and printing network was producing high-quality results—reliably, consistently, and without interruption? What if you could do this without breaking your budget? And what if you could count on one of the most trusted names in information technology for ongoing support? Now you can.


HP Care Pack services are designed with all of these needs in mind. HP Care Pack services provide an easy-to-buy, easy-to-use portfolio of packaged services that expand and enhance the warranty coverage on your MFP—at a price you can afford. In many cases, the cost of a 3-year Next Day Onsite Care Pack service is less than the cost of a single out-of-warranty repair. We deliver proven expertise to provide you with everything from supplemental service to a virtual IT staff. For more details on service and maintenance offerings, see "Appendix B—Ordering information," on page 23.

# Advanced security to help PROTECT YOUR DATA

Help protect your MFP and your documents by controlling access. Release documents only to the person who printed them, lock your MFP, and help secure your network with robust security features.

## Safeguard your documents

Don't let your documents fall into the wrong hands and become vulnerable to fraudulent activity. It's vital for any organization to protect its information assets and that begins with securing the document. HP secure solutions help you protect valuable information.



- **HP and third-party pull printing**—Have documents held and released only to the person who printed them. HP Pull Printing Solutions help protect sensitive data by requiring authentication at the device, and give users the flexibility of authenticating at multiple devices. Here's how it works:

1. The user sends the print job to a generic queue on the server.
2. The server holds the job, pending authentication.
3. The user authenticates at the device (via the control panel or optional smartcards, swipe cards, or biometric devices).
4. The MFP pulls the job from the server and delivers it to the user.

At HP, we understand that pull printing needs vary by organization. That's why we offer products, software, services, and solutions—including third-party solutions from leading providers—to address your specific security challenges.

- **Job retention features**—Keep private documents confidential, proof a document before releasing the remaining copies, and store frequently printed jobs at the MFP for easy retrieval. Four job retention features are included: Private Printing, Proof and Hold, Quick Copy, and Stored Job.

<b>Private Printing</b>	Protect confidential documents with the Private Printing feature. This feature lets you specify that a job will not be printed until you release it using a 4-digit Personal Identification Number (PIN) through the device control panel. When you enter the PIN in the driver, it is sent to the MFP as part of the print job.
<b>Proof and Hold</b>	Provides a quick and easy way to print one copy and proof it before printing the remaining copies. You can either continue printing the remaining copies, which have been saved at the device, or cancel them from the device control panel. After the additional copies are printed, the Proof and Hold job is deleted from the device. This reduces network traffic, paper waste, and supplies costs.
<b>Quick Copy</b>	Prints the requested number of copies of a job and stores a copy of the job at the device. Additional copies of the job can be printed later, directly from the device control panel.
<b>Stored Job</b>	Allows you to download a print job to the MFP without printing it. You can then print the job at any time from the device's control panel. For example, you may want to download a personnel form, calendar, time sheet, or accounting form that other users can access and print.

## Secure your MFP

As capabilities expand and devices become more integrated into your workflows, device security becomes increasingly important. The MFP features a number of options to help secure itself against undesired access:

- **Role-based device authentication with HP FutureSmart**—With HP FutureSmart, you have more control than ever before over device security and permission settings. IT administrators can easily access settings using the device's embedded web server or manage fleets of devices at once with HP Web Jetadmin.

Decide who can interact with certain capabilities—ensuring that workflows are secure, access is controlled, and site security policies are upheld. Devices can easily be configured for specific user groups, to promote functions—such as color printing—for some groups and limit access for others. This means you can customize your device to meet user and business needs without compromising security and control.



- **Secondary and third-party authentication**—Control access to the MFP, device settings, and functions with options like HP Access Control supported Smartcard Solutions for U.S. Government, third-party smart cards, proximity badges, and PIN codes for printing. The Hardware Integration Pocket on the control panel enables advanced security options.
- **Access port for optional Kensington-style lock**—Physically secure the MFP from theft. The security access port lets you attach an optional cable-type security lock.
- **Control panel lock**—This HP Web Jetadmin feature allows network administrators to deter unauthorized users from changing certain device configurations and control panel settings by establishing a password and locking the control panel. You can choose from multiple levels of security, locking out specific control panel menus and allowing users to change the rest of the menus, or locking out all of the menus.

## Protect your data

HP knows the importance of keeping your confidential data protected and offers security features at every stage in the workflow:

- **Data protection**—Network-transmitted data can be protected with IPsec, which allows you to encrypt data that travels between the device and digital send destinations (provided you have configured each network resource to use IPsec). Print jobs can also be encrypted using Internet Printing Protocol (IPP) over SSL/TLS.
- **Document security**—Password-encrypted emails and PDFs enable secure document workflows. The sender and recipient must enter the same password to send and then access the digitally sent file.
- **Management safeguards**—Device management data that travels over the network between the device and the HP Embedded Web Server or HP Web Jetadmin can also be encrypted.
- **Password protection**—Stored passwords are encrypted to help ensure protection of this critical information.
- **Hard disk encryption**—Secure your business-critical data with the standard HP Secure High Performance hard disk. Once configured, the hard disk automatically encrypts stored job information. The hard disk can also be secured using an optional Kensington-style lock that requires a physical key for removal.
- **Secure File Erase and Disk Erase**—The MFP provides built-in capability for overwriting data stored on it, allowing sensitive data to be safely removed. HP offers multiple mechanisms to erase stored data, including sanitized erase functionality that conforms to U.S. National Institute of Science and Technology (NIST) overwrite algorithm specifications.

## Protect your network

IPsec secure networking encrypts information on the network and helps ensure data gets to the intended destination(s):

- With IPv6 support, you can benefit from an expanded number of IP addresses on your network.
- Implement advanced authentication and encryption, using IPsec.
- Other robust security features include: 802.1x authentication (EAP-PEAP, EAP-TLS), SNMPv3, SSL/TLS, IPsec/Firewall with certificate authentication, Kerberos authentication, Pre-Shared Key authentication, and support for HP Web Jetadmin with IPsec configuration.

## Monitor and manage your enterprise

HP offers a number of solutions to remotely manage device security:

- **Fleet-based security management**—HP Web Jetadmin provides powerful capabilities that allow you to efficiently and effectively manage security in environments with many devices, remotely manage all of your organization's imaging and printing resources, employ SNMPv3 to encrypt data and control access, and utilize checklists to assure proper configuration.
- **Device-based security management**—For environments where few devices are deployed, IT may choose to manage each device individually via the HP Embedded Web Server management interface, which employs HTTPS for encryption and access control. In addition, HP provides security wizards to assist in proper security setup.
- **Audit device usage**—See device security and usage information for all models by job, user, device, or application via HP Web Jetadmin.

## Third-party validation and best practices

With third-party validation and best practice information, you can be sure that your device and your fleet are secure:

- **Common Criteria Certification (CCC)** is a security certification recognized in 26 countries worldwide. HP has certified 10 HP LaserJet MFPs, and is in the process of certifying 7 more products to align with the IEEE 2600 imaging and printing security industry standard. For more information, please visit [www.commoncriteriaportal.org](http://www.commoncriteriaportal.org).
- **U.S. and Canadian Cryptographic Module Validation Program (CVMP)** validates cryptographic modules to U.S. Federal Information Processing Standards (FIPS) 140. HP provides solutions that align with this standard with encrypted PDF and HP High-performance Secure Hard Disk solutions. For more information, please visit <http://csrc.nist.gov/groups/STM/cmvp/index.html>.
- **HP Security Best Practices**—Since 2005, HP has published security best practice checklists for networked environments common to enterprises and small to medium businesses. HP recommends that customers incorporate recommended security configurations in their environments. For more information, go to <http://h71028.www7.hp.com/enterprise/downloads/HP-Imaging10.pdf>.

# Built to minimize your ENVIRONMENTAL IMPACT

HP's Design for the Environment initiative is driving improvements at every stage in the product lifecycle—helping reduce the amount of energy, paper, packaging, and materials used at HP and by our customers. Through intelligent design, we can reduce the environmental impact of our products and help you:

- Reduce energy use with Instant-on Technology and Instant-on Copy.<sup>21</sup>
- Reduce waste and your impact on the environment—quickly and easily push automatic two-sided printing and copying to your entire fleet using HP Web Jetadmin.
- Reduce packaging waste with pre-installed print cartridges—fewer boxes, wrappers, and manuals.
- In most regions and countries, HP Color LaserJet Enterprise CM4540f and CM4540fsk models are shipped with HP ClearView packaging. In place of a corrugated cardboard box and foam packaging, minimal foam supports are used and the product is wrapped in widely recyclable film. This reduces the volume and weight of packaging by 70 percent. HP ClearView won the Industrial Designers Society of America award for International Design Excellence and an AmeriStar award from the Institute of Packaging Professionals.<sup>12</sup>
- Minimize the environmental impact of your imaging and printing fleet, using HP Web Jetadmin. Implement pre-set sleep and wake modes to save energy, discover and remove under-used devices, and generate reports on two-sided printing and copying.
- Recycle your toner cartridges—it's easy and free with the HP Planet Partners program, available in 53 countries and territories around the world. All Original HP toner cartridges returned to HP through Planet Partners are recycled to recover raw materials or energy. HP never refills, resells, or sends toner cartridges to a landfill.<sup>11</sup>

## ecoHIGHLIGHTS

### HP Color LaserJet Enterprise CM4540 MFP series

#### ECO INFORMATION

- Reduce energy use with Instant-on Technology and Instant-on Copy.<sup>21</sup>
- Reduce paper use by up to 50 percent using automatic two-sided printing and copying
- Free, convenient cartridge recycling in 53 countries<sup>11</sup>



ENERGY STAR® Qualified Product

[www.hp.com/ecosolutions](http://www.hp.com/ecosolutions)

Please recycle your computing hardware and printing supplies. HP asset management and recycling services make responsible disposal easy.



# A—TECHNICAL SPECIFICATIONS

<b>Print speed<sup>22</sup></b>	Color and black-only: up to 40 ppm A4 (up to 42 ppm letter)
<b>First page out (A4/letter)</b>	Print: as fast as 11.5 seconds from ready; Copy: as fast as 12 seconds from ready
<b>Print resolution</b>	HP ImageREt 3600 technology; 600 x 600 dpi
<b>Scanning resolution</b>	Up to 600 x 600 dpi, 30 bit depth (flatbed), up to 600 x 300 dpi, 30 bit depth (ADF)
<b>Control panel</b>	8.07-inch (20.5 cm) HP Easy Select color control panel: Rotating (adjustable angle); touchscreen; job control buttons (Start, Stop, Sleep, Reset, Clear, Brightness Up/Down); numeric keypad; LED status lights (Ready, Data, Attention, Sleep); Hardware Integration Pocket; walk-up USB port
<b>Features</b>	
Scanning	Color flatbed scanner, automatic document feeder scans (ADF) scans at up to 42 ppm (A4/letter)
Digital sending	Scan to E-mail; Save-to-Network Folder; Save-to-USB drive; Send to FTP; Send to LAN Fax; Send to Internet Fax
Copying	Up to 9999 copies, reduce or enlarge from 25 to 400% (from scanner glass), 25 to 200% (from ADF)
Faxing <sup>1</sup>	Fax speed: up to 33.6 kbps; <sup>14</sup> JBIG compression, fax forwarding, fax polling, broadcasting to up to 100 locations, speed dial (up to 100 numbers), auto fax reduction, auto redialing
<b>Processor</b>	800 MHz
<b>Memory</b>	1280 MB RAM (not upgradable)
<b>Hard disk</b>	HP Secure High Performance hard disk (embedded)
<b>Durability ratings</b>	Recommended monthly volume: 5,000 to 9,000 pages <sup>23</sup> Duty cycle: up to 175,000 pages (A4/letter) <sup>20</sup>
<b>Paper</b>	
Input	CM4540: 100-sheet multipurpose tray, 500-sheet tray CM4540f: 100-sheet multipurpose tray, 500-sheet tray, 1 x 500-sheet paper feeder with cabinet CM4540fskm: 100-sheet multipurpose tray, 500-sheet tray, 3 x 500-sheet paper feeder with stand
Output	CM4540, CM4540f: 500-sheet output bin CM4540fskm: 900-sheet 3-bin stapling mailbox
Two-sided printing	Automatic
Sizes	Multipurpose tray: 76.2 x 148 mm (3.0 x 5.83 in) to 216 x 356 mm (8.5 x 14 in); A4, A5, A6, B5 (JIS), B6 (JIS), 16K; letter, legal, 5 x 8 in, 8.5 x 13 in, statement, executive, postcard, dpostcard, 4 x 6 in; envelopes (C5, B5, C6, DL ISO, No. 9, No. 10, Monarch 7 <sup>3</sup> / <sub>4</sub> ) 500-sheet input trays: 148 x 210 mm (5.83 x 8.27 in) to 216 x 356 mm (8.5 x 14 in); A4, A5, B5 (JIS), 16K; letter, legal, 5 x 8 in, 8.5 x 13 in, statement, executive; optional HP Postcard Media Insert Tray must be installed in Tray 2 for 10 x 15 cm (4 x 6 in) Automatic two-sided printing: A4, A5, B5 (JIS), 16K; letter, legal, executive
Weights	Multipurpose tray: 60 to 220 g/m <sup>2</sup> (16 to 58 lb) 500-sheet input trays, automatic two-sided printing: 60 to 120 g/m <sup>2</sup> (16 to 32 lb) plain paper; 105 to 220 g/m <sup>2</sup> (28 to 58 lb) glossy paper
Types	Paper (plain, light, bond, recycled, mid-weight, heavy, mid-weight glossy, heavy glossy, extra heavy, extra heavy glossy, cardstock, card glossy), color transparency, labels, letterhead, envelope, preprinted, prepunched, colored, rough, opaque film, user-defined
<b>Interfaces</b>	Hi-Speed USB 2.0 port, walkup USB port, Hardware Integration Pocket, RJ-45 port (10/100/1000 Base-TX), EIO slot, RJ-11 fax port (CM4540f and CM4540fskm models only)
<b>Network capabilities</b>	Via HP Jetdirect 10/100/1000 Base-TX Ethernet embedded print server (standard), IPsec (standard), SNMP3, 802.1x wireless (optional), TC/IP support (optional)
<b>Languages</b>	HP PCL 6, HP PCL 5c (HP PCL 5c driver available from the web only), HP postscript level 3 emulation, native PDF printing (v 1.4)



<b>Fonts</b>	105 internal TrueType fonts scalable in HP PCL, 92 internal scalable fonts in HP postscript Level 3 emulation (Euro symbol built-in); 1 internal Unicode Fonts (Andale Mono WorldType); 2 Internal Windows® Vista® 8 Fonts (Calibri, Cambria); additional font solutions available via third-party flash memory cards
<b>Operating systems</b>	Windows 7 32-bit and 64-bit, Windows Vista 32-bit and 64-bit, Windows XP 32-bit or 64-bit (SP2 or higher), Windows Server 2008 32-bit and 64-bit, and 2008 R2 Edition, Windows Server 2003 32-bit and 64-bit, Citrix and Windows Terminal Services (see whitepapers at <a href="http://www.hp.com/go/upd">www.hp.com/go/upd</a> , Documentation tab); Novell (see <a href="http://www.novell.com/iprint">www.novell.com/iprint</a> ); Mac OS X v 10.4 or higher; Linux (see <a href="http://www.hplip.net">www.hplip.net</a> ); UNIX, SAP device types
<b>Network protocols</b>	IPv4/IPv6: Apple Bonjour Compatible (Mac OS 10.2.4 or higher), SNMPv1/v2c/v3, HTTP, HTTPS, FTP, TFTP, Port 9100, LPD, WS Discovery, IPP, Secure-IPP, IPsec/Firewall IPv6: DHCPv6, MLDv1, ICMPv6 IPv4: Auto-IP, SLP, Telnet, IGMPv2, BOOTP/DHCP, WINS, IP Direct Mode, WS Print; Other: NetWare NDS, Bindery, NDPS, iPrint
<b>Security</b>	SNMPv3, SSL/TLS, 802.1X authentication (EAP- PEAP, EAP-TLS), IPP over TLS, IPsec/Firewall with Certificate, Pre-Shared Key Authentication, and Kerberos Authentication; Support for WJA-10 IPsec Configuration using IPsec Plug-in
<b>System requirements, Windows</b>	Microsoft Windows 7, Windows Vista, Windows XP (SP2 or higher), Windows Server 2003, Windows Server 2008; operating system compatible hardware system requirements, see <a href="http://www.microsoft.com">www.microsoft.com</a> system requirements; 220 MB available hard disk space
<b>System requirements, Macintosh</b>	Mac OS X v 10.4 or higher; operating system compatible hardware system requirements, see: <a href="http://www.apple.com">www.apple.com</a> ; 150 MB free hard disk space
<b>Dimensions (width x depth x height)</b>	CM4540: 905 x 623 x 575 mm (35.6 x 24.5 x 22.6 in) CM4540f: 909 x 668 x 1119 mm (35.8 x 26.3 x 44.1 in) CM4540fskm: 1072 x 668 x 1119 mm (42.2 x 26.3 x 44.1 in)
<b>Weight (including print cartridge)</b>	CM4540: 54.8 kg (120.5 lb) CM4540f: 75.7 kg (166.5 lb) CM4540fskm: 88.6 kg (195 lb)
<b>What's in the box</b>	MFP; power cable; 100-sheet multipurpose tray; 500-sheet input tray; HP Jetdirect Gigabit Ethernet embedded print server; HP LaserJet Black Toner Cartridge (~8,500 pages <sup>24</sup> ); HP Color LaserJet Cyan, Yellow, and Magenta standard capacity Toner Cartridges with HP ColorSphere Toner (~12,500 pages); toner collection unit; Hardware and Software Installation Guide; CD-ROM with software, drivers, and documentation CM4540 also includes: 500-sheet output bin CM4540f also includes: 500-sheet paper feeder and cabinet, 500-sheet output bin, fax (embedded) CM4540fskm also includes: 3 x 500-sheet feeder with stand, 900-sheet 3-bin stapling mailbox, fax (embedded)
<b>Warranty</b>	One-year, next-day, onsite warranty

## Environmental and power specifications

<b>Environmental ranges</b>	
Recommended temperature	15 to 27° C (59 to 80.6° F)
Storage temperature	0 to 35° C (32 to 95° F)
Recommended relative humidity	30 to 70%
Storage relative humidity	10 to 90%
Altitude	0 to 3000 m (0 to 9842 ft)
<b>Acoustics</b>	
Sound power emissions <sup>25</sup>	Active: 7.3 B(A); Ready: 5.5 B(A)
Sound pressure (bystander position)	Ready: 37 dB(A); Printing: 57 dB(A), Scanning/Copying: 57 dB(A)
<b>Power specifications</b>	
	ENERGY STAR qualified models, see <a href="http://www.hp.com/go/energystar">www.hp.com/go/energystar</a>
Power supply required	Input voltage 110 to 127 VAC (± 10%), 60 Hz (± 2Hz), 12 A; 220 to 240 VAC (± 10%), 50 Hz (± 2 Hz), 6 A
Power consumption <sup>26</sup>	Printing: 780 watts, Copying: 850 watts, Ready: 91 watts, Sleep: 21.5 watts, Off: 0.3 watts
Typical Electricity Consumption (TEC)	8.062 kWh/Week
<b>Safety approvals and requirements</b>	
	IEC 60950-1 (International); EN 60950-1+A11 (EU); IEC 60825-1+A1+A2; UL/cUL Listed (US/Canada); GS License (Europe); EN 60825-1+A1+A2 (Class 1 Laser/LED Device); Low Voltage Directive 2006/95/EC with CE Marking (Europe); other safety approvals as required by individual countries
<b>Electromagnetic emission standard</b>	
	CISPR 22: 2005+A1/EN 55022: 2006+A1 Class A, EN 61000-3-2: 2006, EN 61000-3-3: 1995+A1+A2, EN 55024: 1998+A1+A2, FCC Title 47 CFR, Part 15 Class A (USA), ICES-003, Issue 4, (Canada), GB 9254-2008, EMC Directive 2004/108/EC with CE Marking (Europe), other EMC approvals as required by individual countries

# B—ORDERING INFORMATION

<b>MFPs</b>	HP Color LaserJet Enterprise CM4540 MFP	CC419A
	HP Color LaserJet Enterprise CM4540f MFP	CC420A
	HP Color LaserJet Enterprise CM4540fsm MFP	CC421A
<b>HP Color LaserJet Print Cartridges with HP ColorSphere toner<sup>24</sup></b>	Black Print Cartridge (~8,500 pages)	CE260A
	Black Print Cartridge, high capacity (~17,000 pages)	CE264X
	Cyan Print Cartridge (~12,500 pages)	CF031A
	Yellow Print Cartridge (~12,500 pages)	CF032A
	Magenta Print Cartridge (~12,500 pages)	CF033A
<b>Supplies</b>	HP Staple Cartridge Refill	C8091A
	Toner Collection Unit (~36,000 pages) <sup>27</sup>	CE265A
	110 Volt Fuser Kit	CE246A
	220 Volt Fuser Kit	CE247A
	Automatic Document Feeder Maintenance Kit	CE248A
	Image Transfer Kit	CE249A
<b>Accessories</b>	HP 500-sheet paper feeder and cabinet	CC422A
	HP 3 x 500-sheet paper feeder and stand	CC423A
	900-sheet, 3-bin stapling mailbox	CC424A
	HP LaserJet MFP Analog Fax Accessory 500	CC487A
<b>Connectivity</b>	HP Jetdirect 620n Fast Ethernet Print Server	J7934G
	HP Jetdirect 635n IPv6/IPsec Print Server	J7961G
	HP Jetdirect 690n IPv6/IPsec 802.11g Wireless Print Server	J8007G
	HP Jetdirect ew2500 802.11b/g Wireless Print Server	J8021A
<b>HP Care Pack Services</b>	Next Business Day HW Support	UV259A
	3 year Next Business Day HW Support	UV259E
	3 year 4h 9x5 HW Support	UV260E
	3 year 4h 13x5 HW Support	UV261E
	4 year 4h 13x5 HW Support	UV262E
	5 year 4h 13x5 HW Support	UV263E
	4 year Next Business Day HW Support	UV264E
	5 year Next Business Day HW Support	UV265E
	4 year 4h 9x5 HW Support	UV266E
	5 year 4h 9x5 HW Support	UV267E
	3 year Next Business Day + DMR Support	UV273E
	4 year Next Business Day + DMR Support	UV274E
	5 year Next Business Day + DMR Support	UV275E
	2 year Post Warranty Next Business Day HW Support	UV285PE
	1 year Post Warranty Next Business Day HW Support	UV284PE
	1 year Post Warranty Next Business Day HW Support	UV284PA
	1 year Post Warranty 4h 9x5 Support	UV286PE
1 year Post Warranty 4h 13x5 Support	UV288PE	
1 year Post Warranty Next Business Day + DMR Support	UV287PE	
<b>Paper</b>	North America: <a href="http://www.hp.com/go/paper">www.hp.com/go/paper</a> Europe: <a href="http://www.hp.com/go/learnaboutsupplies">www.hp.com/go/learnaboutsupplies</a> Asia Pacific: <a href="http://www.hp.com/apac/printingsupplies">www.hp.com/apac/printingsupplies</a> Latin America: contact HP via phone: USA: 1-800-477-5010, Europe: +800 7644 7644, Asia: 65-6253-8500 Australia/New Zealand: 61-2997-2299LAR, Brasil: sac 0800 70 300 70	
<b>Software</b>	HP Web Jetadmin: <a href="http://www.hp.com/go/wja">www.hp.com/go/wja</a>	
	HP Easy Printer Care: <a href="http://www.hp.com/go/easyprinter-care">www.hp.com/go/easyprinter-care</a>	
	HP Universal Print Driver: <a href="http://www.hp.com/go/upd">www.hp.com/go/upd</a>	
	HP Install Network Printer Wizard: <a href="http://www.hp.com/go/inpw_sw">www.hp.com/go/inpw_sw</a>	
<b>Solutions</b>	HP BarCodes and More USB Solution	HG281US
	HP Scalable BarCode Set USB Solution	HG282UT
	HP BarCode Printing USB Solution	HG271US
	HP MICR USB Solution	HG283US
	HP LaserJet Fonts and IPDS Emulation available at <a href="http://www.hp.com/go/laserjetfonts">www.hp.com/go/laserjetfonts</a>	
	For more solutions information, please visit <a href="http://www.hp.com/go/gsc">www.hp.com/go/gsc</a> .	

Use accessories and supplies specifically designed for the product to ensure optimal performance. To order the accessories and supplies listed here, go to [www.hpshopping.com](http://www.hpshopping.com) (U.S. only). If you don't have access to the Internet, contact your qualified HP dealer, or call HP (U.S.) at (800) 282-6672.

## End notes

- <sup>1</sup> Standard and optional features vary by model. Please see "Series at a glance" on page 3 for more information.
- <sup>2</sup> Measured using ISO/IEC 24734, excludes first set of test documents. For more information see [www.hp.com/go/printerclaims](http://www.hp.com/go/printerclaims). Exact speed varies depending on the system configuration, software application, driver, and document complexity.
- <sup>3</sup> Not included. Please purchase separately.
- <sup>4</sup> Exact speed varies depending on the system configuration, software application, driver, and document complexity for first page out. A firmware upgrade may be required to realize stated first copy out time.
- <sup>5</sup> Based on the manufacturers' published product specifications and HP-commissioned April 2010 Buyer's Lab Inc. (BLI) testing of each vendor's fleet-management utilities. Download HP Web Jetadmin for free at [www.hp.com/go/wja](http://www.hp.com/go/wja).
- <sup>6</sup> As of Fall 2010, HP FutureSmart-supported devices include: HP Color LaserJet Enterprise CM4540 MFP, HP Color LaserJet Enterprise CP5550 Printer, HP Scanjet Enterprise 7000n Document Capture Workstation.
- <sup>7</sup> Solutions may not be available at product introduction.
- <sup>8</sup> Requires an Internet connection to the printer. Feature works with any Internet and email-capable device and may require a firmware upgrade (available Spring 2011). Print times may vary. For a list of supported documents and image types, see [www.hp.com/go/ePrintCenter](http://www.hp.com/go/ePrintCenter).
- <sup>9</sup> HP ePrint Enterprise requires BlackBerry Enterprise Server deployment, Internet- and email-capable BlackBerry smartphone OS 4.5 with separately purchased wireless Internet service, HP ePrint app and HP ePrint Enterprise server. Solution works with PCL5/6, PCL3, PCL3GUI printers (HP and non-HP).
- <sup>10</sup> For the HP ePrint Enterprise solution only. E-mail-to-print feature requires corporate e-mail address and networked printer to print to. For details, [www.hp.com/go/ePrintEnterprise](http://www.hp.com/go/ePrintEnterprise).
- <sup>11</sup> Program availability varies. HP print cartridge return and recycling is currently available in more than 50 countries, territories and regions in Asia, Europe, and North and South America through the HP Planet Partners program. For more information, visit [www.hp.com/recycle](http://www.hp.com/recycle).
- <sup>12</sup> HP ClearView Packaging is available for the HP Color LaserJet Enterprise CM4540f and CM4540fskm models only. Currently not available in EMEA.
- <sup>13</sup> Using genuine HP supplies ensures availability of all HP printing features.
- <sup>14</sup> Based on standard ITU-T test image #1 at standard resolution. More complicated pages or higher resolution will take longer and use more memory.
- <sup>15</sup> For network-connected devices only.
- <sup>16</sup> HP Digital Sending Software is optional (not included, sold separately). Software is server based; server required.
- <sup>17</sup> HP SureSupply alerts you when your print cartridge is running low and helps you purchase online or locally through HP or a participating retailer. Only available with Original HP supplies; Internet access required.
- <sup>18</sup> Wireless performance is dependent upon physical environment and distance from access point, and may be limited during active VPN connections.
- <sup>19</sup> As of Fall 2010, OXP-supported devices include: HP LaserJet M3035 MFP, M4345 MFP, M5035 MFP, M9040/9050 MFP; HP Color LaserJet CM3530 MFP, CM4540 MFP, CM4730 MFP, CM6030 MFP, CM6040 MFP; HP 9250C Digital Sender; HP Scanjet 7000n.
- <sup>20</sup> Duty cycle is defined as the maximum number of pages per month of imaged output. This value provides a comparison of product robustness in relation to other HP LaserJet or HP Color LaserJet devices, and enables appropriate deployment of printers and MFPs to satisfy the demands of connected individuals or groups.
- <sup>21</sup> Compared with products that use traditional fusing and cold cathode fluorescent lamp (CCFL) copying.
- <sup>22</sup> Exact speed varies depending on the system configuration, software application, driver, and document complexity.
- <sup>23</sup> HP recommends that the number of printed pages per month be within the stated range for optimum device performance, based on factors including supplies replacement intervals and device life over an extended warranty period.
- <sup>24</sup> Average continuous composite cyan/yellow/magenta cartridge yield 12,500 standard pages, average continuous black cartridge yield 8,500 standard pages (CE260A), and average continuous black cartridge high-capacity yield 17,000 standard pages (CE264X). Declared yield value in accordance with ISO/IEC 19798. Actual yields vary considerably based on images printed and other factors. For details see [www.hp.com/go/learnabouthsupplies](http://www.hp.com/go/learnabouthsupplies).
- <sup>25</sup> Declared per ISO 9296 and 7779; values are subject to change. Configuration tested: HP Color LaserJet CM4540fskm MFP, printing at 40 ppm on A4 paper.
- <sup>26</sup> Values subject to change. Power numbers are the highest values measured using all standard voltages.
- <sup>27</sup> Toner Collection Unit capacity approximately 36,000 pages (individual experience may vary considerably based on images printed, media used, environmental conditions and other factors).



Adobe and Acrobat are trademarks of Adobe Systems Incorporated. The BlackBerry and RIM families of related marks, images, and symbols are the exclusive properties and trademarks of Research In Motion Limited. RIM, Research In Motion and BlackBerry are registered with the U.S. Patent and Trademark Office and may be pending or registered in other countries. RIM assumes no obligations or liability and makes no representation, warranty, endorsement, or guarantee in relation to any aspect of any third party products or service. ENERGY STAR and the ENERGY STAR mark are registered U.S. marks. Linux is a U.S. registered trademark of Linus Torvalds. Intel, Celeron, and Pentium are trademarks or registered trademarks of Intel Corporation or its subsidiaries in the United States and other countries. Microsoft, Windows, and Windows XP are registered trademarks of Microsoft Corporation. Windows Vista is either a registered trademark or trademark of Microsoft Corporation in the United States and/or other countries.

© Copyright 2011 Hewlett-Packard Development Company, L.P.

The information contained herein is subject to change without notice. The only warranties for HP products and services are set forth in the express warranty statements accompanying such products and services. Nothing herein should be construed as constituting an additional warranty. HP shall not be liable for technical or editorial errors or omissions contained herein.

To learn more, visit [www.hp.com](http://www.hp.com)

4AA3-1256ENW, March 2011

**HIT PRINT**  
**INTELLIGENTLY**

