



Hubbell iSTATION Surface Mount Boxes

Ideal for open office MUTOA cabling, compact surface mount environments and retrofits to support data, voice and multimedia applications. Features adjustable furniture latches to provide an additional mounting option to common ANSI/TIA standard furniture openings and solutions requiring fiber. Box bases feature fiber storage posts that can store one meter fiber cable after termination.

Can be mounted with supplied surface mounting screws or double-sided adhesive tape and mounted to NEMA electric boxes or relay racks.

Features

- Low-profile design
- Accepts XJ jacks, audio video and fiber connectors
- Provided with double-sided tape and mounting screws for easy installation
- UL and cULus listed
- Constructed with a high-impact resistant, flame-retardant polymer
- ANSI/TIA-606B compliant




HSB Surface Mount Boxes

Color	1-Port	2-Port	4-Port	6-Port	12-Port
Black	HSB1BK	HSB2BK	HSB4BK	HSB6BK	HSB12BK
Ivory	HSB1EI	HSB2EI	HSB4EI	HSB6EI	HSB12EI
Gray	HSB1GY	HSB2GY	HSB4GY	HSB6GY	HSB12GY
Office White	HSB1OW	HSB2OW	HSB4OW	HSB6OW	HSB12OW
White	HSB1W	HSB2W	HSB4W	HSB6W	HSB12W

UL Plenum Rated HSB Surface Mount Boxes

Color	1-Port	2-Port
Black	HSB1BKP	HSB2BKP
Ivory	HSB1EIP	HSB2EIP
Gray	HSB1GYP	HSB2GYP
Office White	HSB1OWP	HSB2OWP
White	HSB1WP	HSB2WP

Note: HSB surface mount boxes are not compatible with SJ shielded jacks.



Non-Metallic Raceway Compatibility Chart

Series	PP	PL	PW	PB
HSB1	✓			✓*
HSB2	✓			✓*
HSB4	✓	✓	✓	✓*
HSB6	✓	✓	✓	✓*
HSB12	✓	✓	✓	✓*

Note: *Use PB3REDA transition fitting.
See section T for Raceway product information.

- PP1 = PREMISETRAK Latching Raceway
- PL1 = LANTRAK® Latching Raceway
- PW2 = WALLTRAK® Latching Raceway
- PB2 = BASETRAK® Non-Latching Raceway
- PB3 = BASETRAK Non-Latching Raceway
- PS3 = SUPER BASETRAK® Non-Latching Raceway