

**THE GENERA OF THE  
EUPATORIEAE (ASTERACEAE)**



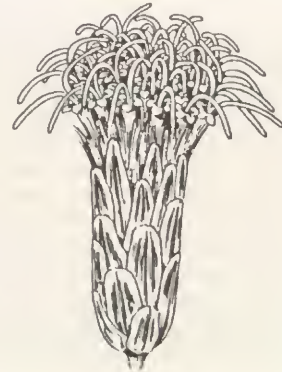
FRONTISPIECE. Top left: *Liatrix spicata* (L.) Willd., United States. Top right: *Morithamnus crassus* R. King, H. Robinson & G. Barroso, Bahia, Brazil. Middle left: *Revealia macrocephala* (Paray) R. King & H. Robinson, Guerrero, Mexico. Middle right: *Pseudokyrsteniopsis perpetiolata* R. King & H. Robinson, Guatemala, from greenhouse plant. Lower left: *Grosvenoria hypargyra* (B. Robinson) R. King & H. Robinson, Ecuador. Lower right: *Adenostemma platyphyllum* Cass., Ecuador, from greenhouse plant. Photographs of *Morithamnus* by Scott Mori; *Revealia* by James Reveal; and others by Victor E. Krantz, staff photographer, National Museum of Natural History.

Harold Robinson  
April, 1989

QK1  
.M833  
1987  
V. 22  
C.3

# THE GENERA OF THE EUPATORIEAE (ASTERACEAE)

ROBERT MERRILL KING AND HAROLD ROBINSON



1987

MISSOURI BOTANICAL  
GARDEN LIBRARY

MONOGRAPHS IN SYSTEMATIC BOTANY  
from the Missouri Botanical Garden

Volume 22. October 1987.

ISSN 0161-1542

Authors' address:

Department of Botany, National Museum of Natural History, Smithsonian Institution, Washington, DC 20560.

Acknowledgements:

Many people are thanked for their contributions to this study. Most of the drawings were prepared by Regina O. Hughes (Smithsonian Institution) and Jack Schroeder (Stillpond, Maryland). Four plates and cover design were prepared by Alice Tangerini (Smithsonian Institution). The nomenclator was prepared by Edward Kaun, Dolores Kaun (both of Baltimore, Maryland), and David Bridge (Smithsonian Institution). We wish to thank Cheryl Bauer (Missouri Botanical Garden) for the careful editing of this manuscript.

The project has also been helped by the following individuals: L. Aristeguieta (Instituto Botánico, Caracas, Venezuela), V. Badillo (Universidad Central de Venezuela, Maracay, Venezuela), G. M. Barroso (Jardim Botânico, Rio de Janeiro, Brazil), Deborah Bell (Smithsonian Institution), J. Beaman (Michigan State University, East Lansing), L. Earl Bishop (Seattle, Washington), F. Bohlmann (Berlin, West Germany), D. Breedlove (California Academy of Sciences, San Francisco), R. D. Brettell (Smithsonian Institution), A. L. Cabrera (Instituto de Botánica Darwinion, San Isidro, Argentina), M. Canoso (Gray Herbarium, Harvard University), A. Clewell (Tallahassee, Florida), A. Cronquist (New York Botanical Garden), José Cuatrecasas (Smithsonian Institution), W. D'Arcy (Missouri Botanical Garden), H. Dawson (Randallstown, Maryland), C. Dodson (Missouri Botanical Garden), Lodi Earl (Baltimore, Maryland), G. Eiten (Universidade de Brasília, Brasília), R. Ferreyra (Universidad Nacional Mayor de San Marcos, Lima), V. Funk (Smithsonian Institution), T. Filgueiras (Instituto Brasileiro de Geografia e Estatística, Brasília), A. Gómez-Pompa (Instituto Nacional de Investigaciones sobre Recursos Bióticos, Xalapa, Mexico), E. E. Hutton (Elkins, West Virginia), H. H. Iltis (University of Wisconsin, Madison), C. Jeffrey (Royal Botanic Gardens, Kew), J. J. Jiménez (Dominican Republic), V. Krantz (Smithsonian Institution), A. Lourteig (Laboratoire de Phanérogamie, Paris), D. Lellinger (Smithsonian Institution), R. Liesner (Missouri Botanical Garden), C. Marticorena (Universidad de Concepción, Concepción, Chile), S. Mori (New York Botanical Garden), R. McVaugh (University of Michigan, Ann Arbor), C. Nelson (Universidad Autónoma de Honduras, Tegucigalpa, Honduras), K. Parker (Smithsonian Institution), A. M. Powell (Sul Ross State University, Alpine, Texas), P. H. Raven (Missouri Botanical Garden), J. Russell (Baltimore, Maryland), J. Rzedowski (Instituto Politécnico Nacional, Mexico), A. Sessions (Smithsonian Institution), L. H. Shinnors (Southern Methodist University, Dallas, Texas), J. Steyermark (Missouri Botanical Garden), and R. Wunderlin (University of South Florida, Tampa).

We also thank the curators of the following herbaria, who generously loaned us material for our study: A, B, BR, C, CAS, ENCB, F, FI, G, GDC, GH, K, L, LP, M, MEXU, MICH, MO, NY, P, RB, S, SMU, UB, UC, VEN, and WIS.

This project has been supported by grants to R. M. King from the following organizations: American Philosophical Society (Penrose Fund), National Geographic Society, National Science Foundation (GB 20502 A 1, GB 20502 A 2, BMS 70-00537, DEB 77-13457).

The cover illustration: Heads of *Stevia*, *Adenostemma*, and *Chromolaena*

Copyright © 1987 by the Missouri Botanical Garden  
All rights reserved.

Printed in the United States of America by  
Allen Press, Inc., Lawrence, Kansas.

This volume is dedicated to the three most important and able synantherologists of the 20th century in North America, Benjamin Lincoln Robinson, Sidney Fay Blake, and José Cuatrecasas.



TABLE OF CONTENTS

INTRODUCTION .....	1
GENERAL HISTORY .....	2
CHEMISTRY AND CYTOLOGY OF THE EUPATORIEAE .....	6
Chemistry .....	6
Cytology .....	9
THE RELATIONSHIP OF THE EUPATORIEAE .....	12
THE STRUCTURE OF THE EUPATORIEAE .....	16
PHYTOGEOGRAPHY .....	25
KEYS TO THE GENERA OF THE EUPATORIEAE .....	30
Artificial key to the genera of the Eupatorieae .....	30
Key to the subtribes of the Eupatorieae .....	44
Key to the genera of the Eupatorieae in Mexico .....	45
Key to the genera of the Eupatorieae in the West Indies .....	48
Key to the genera of the Eupatorieae in Colombia .....	49
Key to the genera of the Eupatorieae in Brazil .....	51
TREATMENT OF THE SUBTRIBES AND GENERA OF THE EUPATORIEAE .....	56
Accepted sequence of the subtribes and genera of the Eupatorieae .....	56
Subtribe I. Adenostemmatinae .....	58
Key to the genera of the subtribe Adenostemmatinae. 1. <i>Adenostemma</i> . 2. <i>Sciadocephala</i> . 3. <i>Gymnocoronis</i> .	
Subtribe II. Eupatoriinae .....	64
Key to the genera of the subtribe Eupatoriinae. 4. <i>Eupatorium</i> . 5. <i>Austroeupatorium</i> . 6. <i>Stomatanthes</i> . 7. <i>Hatschbachiella</i> .	
Subtribe III. Disynaphiinae .....	73
Key to the genera of the subtribe Disynaphiinae. 8. <i>Acanthostyles</i> . 9. <i>Rauilnoreitzia</i> . 10. <i>Disynaphia</i> . 11. <i>Campovassouria</i> . 12. <i>Grazielia</i> . 13. <i>Symphopappus</i> .	
Subtribe IV. Gyptidinae .....	84
Key to the genera of the subtribe Gyptidinae. 14. <i>Gyptis</i> . 15. <i>Gyptidium</i> . 16. <i>Urolepis</i> . 17. <i>Barrosoa</i> . 18. <i>Dasycondylus</i> . 19. <i>Diacranthera</i> . 20. <i>Conocliniopsis</i> . 21. <i>Bejaranoa</i> . 22. <i>Prolobus</i> . 23. <i>Trichogonia</i> . 24. <i>Trichogoniopsis</i> . 25. <i>Platypodanthera</i> . 26. <i>Neocuatrecasia</i> . 27. <i>Vittetia</i> . 28. <i>Litothamnus</i> . 29. <i>Bahianthus</i> . 30. <i>Morithamnus</i> . 31. <i>Agrianthus</i> . 32. <i>Arrojadocharis</i> . 33. <i>Lasiolaena</i> . 34. <i>Stylotrichium</i> . 35. <i>Bishopiella</i> . 36. <i>Campuloclinium</i> . 37. <i>Macropodina</i> . 38. <i>Conoclinium</i> . 39. <i>Tamaulipa</i> . 40. <i>Lourteigia</i> .	
Subtribe V. Ageratinae .....	136
Key to the genera of the subtribe Ageratinae. 41. <i>Acritopappus</i> . 42. <i>Radlkoferotoma</i> . 43. <i>Ageratum</i> . 44. <i>Phania</i> . 45. <i>Phalacraea</i> . 46. <i>Blakeanthus</i> . 47. <i>Scherya</i> . 48. <i>Ascidogyne</i> . 49. <i>Cavalcantia</i> . 50. <i>Teixeiranthus</i> . 51. <i>Gardnerina</i> . 52. <i>Ellenbergia</i> . 53. <i>Guevaria</i> . 54. <i>Ferreyrella</i> . 55. <i>Piqueriella</i> . 56. <i>Piqueriopsis</i> . 57. <i>Piqueria</i> . 58. <i>Stevia</i> . 59. <i>Metastevia</i> . 60. <i>Carphochaete</i> . 61. <i>Cronquistia</i> . 62. <i>Revealia</i> . 63. <i>Macvaughiella</i> . 64. <i>Microspermum</i> . 65. <i>Iltisia</i> .	

Subtribe VI. Trichocoroninae .....	188
Key to the genera of the subtribe Trichocoroninae. 66. <i>Trichocoronis</i> . 67. <i>Shinnersia</i> . 68. <i>Sclerolepis</i> .	
Subtribe VII. Ayapaninae .....	194
Key to the genera of the subtribe Ayapaninae. 69. <i>Ayapana</i> . 70. <i>Ayapanopsis</i> . 71. <i>Polyanthina</i> . 72. <i>Gongrostylus</i> . 73. <i>Heterocondylus</i> . 74. <i>Condylidium</i> . 75. <i>Gymnocondylus</i> . 76. <i>Alomiella</i> . 77. <i>Monogereion</i> . 78. <i>Parapiqueria</i> . 79. <i>Lepidesmia</i> . 80. <i>Isocarpha</i> .	
Subtribe VIII. Alomiinae .....	218
Key to the genera of the subtribe Alomiinae. 81. <i>Brickellia</i> . 82. <i>Barroetia</i> . 83. <i>Phanerostylis</i> . 84. <i>Brickelliastrum</i> . 85. <i>Flyriella</i> . 86. <i>Ageratella</i> . 87. <i>Asanthus</i> . 88. <i>Malperia</i> . 89. <i>Pleurocoronis</i> . 90. <i>Alomia</i> . 91. <i>Dyscritogyne</i> . 92. <i>Kyrsteniopsis</i> . 93. <i>Pseudokyrsteniopsis</i> . 94. <i>Steviopsis</i> . 95. <i>Carminatia</i> . 96. <i>Dissothrix</i> . 97. <i>Austrobrickellia</i> . 98. <i>Pseudobrickellia</i> . 99. <i>Goyazianthus</i> . 100. <i>Leptoclinium</i> . 101. <i>Planaltoa</i> . 102. <i>Crossothamnus</i> . 103. <i>Helogyne</i> . 104. <i>Condylopodium</i> .	
Subtribe IX. Liatrinae .....	266
Key to the genera of the subtribe Liatrinae. 105. <i>Liatris</i> . 106. <i>Litrisa</i> . 107. <i>Trilisa</i> . 108. <i>Carphephorus</i> . 109. <i>Garberia</i> . 110. <i>Hartwrightia</i> .	
Subtribe X. Fleischmanniinae .....	282
Key to the genera of the subtribe Fleischmanniinae. 111. <i>Fleischmannia</i> . 112. <i>Sartorina</i> .	
Subtribe XI. Critoniinae .....	289
Key to the genera of the subtribe Critoniinae. 113. <i>Critonia</i> . 114. <i>Critoniadelphus</i> . 115. <i>Urbananthus</i> . 116. <i>Adenocritonia</i> . 117. <i>Antillia</i> . 118. <i>Ciceronia</i> . 119. <i>Eupatorina</i> . 120. <i>Fleischmanniopsis</i> . 121. <i>Viereckia</i> . 122. <i>Koanophyllon</i> . 123. <i>Eupatoriastrum</i> . 124. <i>Sphaereupatorium</i> . 125. <i>Bishovia</i> . 126. <i>Nothobaccharis</i> . 127. <i>Santosia</i> . 128. <i>Grisebachianthus</i> . 129. <i>Lorentzianthus</i> . 130. <i>Chacoa</i> . 131. <i>Idiothamnus</i> . 132. <i>Mexianthus</i> . 133. <i>Neohintonia</i> . 134. <i>Peteravenia</i> . 135. <i>Critoniella</i> . 136. <i>Aristeguietia</i> . 137. <i>Asphundianthus</i> . 138. <i>Austrocritonia</i> . 139. <i>Badilloa</i> . 140. <i>Grosvenoria</i> . 141. <i>Corethamnium</i> . 142. <i>Castanedia</i> . 143. <i>Imeria</i> . 144. <i>Malmeanthus</i> . 145. <i>Hughesia</i> . 146. <i>Ophryosporus</i> . 147. <i>Cronquistianthus</i> . 148. <i>Steyermarkina</i> . 149. <i>Neocabreria</i> . 150. <i>Uleophytum</i> . 151. <i>Amboroa</i> . 152. <i>Tuberostylis</i> .	
Subtribe XII. Praxelinae .....	379
Key to the genera of the subtribe Praxelinae. 153. <i>Praxelis</i> . 154. <i>Chromolaena</i> . 155. <i>Eupatoriopsis</i> . 156. <i>Lomatozona</i> . 157. <i>Praxeliopsis</i> . 158. <i>Eitenia</i> . 159. <i>Osmiopsis</i> .	
Subtribe XIII. Hebecliniinae .....	395
Key to the genera of the subtribe Hebecliniinae. 160. <i>Hebeclinium</i> . 161. <i>Amolinia</i> . 162. <i>Bartlettina</i> . 163. <i>Decachaeta</i> . 164. <i>Erythradenia</i> . 165. <i>Guayania</i> . 166. <i>Matudina</i> .	



Subtribe XIV. Neomirandaeinae .....	412
167. <i>Neomirandea</i> .	
Subtribe XV. Mikaniinae .....	416
168. <i>Mikania</i> .	
Subtribe XVI. Oxylobinae .....	425
Key to the genera of the subtribe Oxylobinae. 169. <i>Ageratina</i> . 170. <i>Oxylobus</i> .	
171. <i>Piptothrix</i> . 172. <i>Jaliscoa</i> . 173. <i>Pachythamnus</i> . 174. <i>Spaniopappus</i> . 175.	
<i>Standleyanthus</i> . 176. <i>Kaunia</i> . 177. <i>Jaramilloa</i> .	
Subtribe XVII. Hofmeisteriinae .....	450
178. <i>Hofmeisteria</i> .	
Subtribe XVIII. Oaxacaniinae .....	453
Key to the genera of the subtribe Oaxacaniinae. 179. <i>Oaxacania</i> . 180. <i>Carterothamnus</i> .	
LITERATURE CITED .....	459
NOMENCLATOR OF THE EUPATORIEAE .....	477
INDEX TO GENERA .....	575
INDEX TO THE ACCEPTED GENERA .....	580



## INTRODUCTION

The tribe Eupatorieae forms a major part of the family Asteraceae in the Neotropical Region and has some elements ranging naturally into North America as far as Canada and into the Eastern Hemisphere. Some members of the Eupatorieae native to the Neotropical Region, that have been introduced into the Pacific islands and the Old World tropics, have become widely distributed and have sometimes proven to be troublesome weeds. On the basis of traditional concepts, the tribe has been known to include nearly 2,000 species representing approximately 10% of the family Asteraceae and one of every 150 species of flowering plants.

In spite of the large element of the world's flora involved, the Eupatorieae has remained a poorly understood tribe. The members of the tribe mostly lack striking features, and the more obvious features seem highly erratic in distribution in the tribe. Many traditional genera have been distinguished, but only *Mikania*, *Stevia*, *Brickellia*, *Ageratum*, and *Adenostemma*, having considerable numbers of species, have proven to be phyletic to any great degree. Even some of the above concepts were very incomplete, while most other traditional segregates of any size have proven totally aphyletic.

The traditional concept of *Eupatorium* has proven particularly defective, and the concept of the genus has been allowed to degenerate in this century to roughly include most Asteraceae lacking rays, with flowers not yellow, with leaves usually opposite, and with the pappus capillary. As such, in general identification, the name *Eupatorium* has been applied to plants in many cases where use of the terms "Asteraceae" or "Compositae" was more appropriate. Under the field name *Eupatorium* have been found many Vernoniae, especially those with opposite leaves, many Astereae such as *Baccharis*, Inuleae such as *Pluchea*, and Heliantheae such as *Schistocarpha* and *Neurolaena*.

When more accurately applied, the traditional concept of *Eupatorium* could be regarded as a residuum of the tribe after other genera were removed and thus could be regarded as phyletic in the broadest sense. Other genera such as *Piqueria* and *Alomia*, however, were totally aphyletic, consisting of elements related to totally different elements of *Eupatorium*. The aphyletic and simplistic concepts of genera of the Eupatorieae of the first half of this century were unresponsive to monography, and size of the group prevented any effective detailed studies except within geographical subdivisions. The tra-

ditional system ultimately failed in its only possible reason to exist, providing a basis for identification. Previously described species were frequently redescribed from new areas or misrepresented in collections and floristic treatments, while many undescribed species remained unrecognized under incorrect names. The traditional concept was inevitably even more useless as a basis for cytological and chemotaxonomic studies.

Starting in 1966, and more continuously since 1970, the present authors have provided a series of partial revisions of the Eupatorieae, and an early overview of the revised concept of the tribe was presented in the symposium on the *Biology and Chemistry of the Compositae* (H. Robinson & King, 1977). The overall project of revising the Eupatorieae has proven vastly more complex than first expected and would probably not have been undertaken if the problems had been foreseen. A final problem has been the obvious success of the tribe in many of the least explored areas of the Neotropics and the continuing arrival in recent years of unexpected and previously undescribed elements that are often distinct at the generic level even by traditional standards.

The revised concept of the Eupatorieae accepts 103 new generic concepts, including some raised from infrageneric levels. Many additional genera such as *Ageratina*, *Ayapana*, and *Campuloclinium* have been resurrected from the synonymy of the traditional concept of *Eupatorium*. Ultimately 180 genera are accepted in the tribe, genera which we consider to represent the most workable taxonomic units of the tribe, being reasonably equivalent phyletically to what are recognized as genera in other tribes of the Asteraceae such as the Heliantheae. Given continuing botanical progress and fuller understanding of the tribe, we believe there was a degree of inevitability to the presently accepted genera. The only thing that is regarded as particularly unusual about the present treatment is the extent to which the progress from the most poorly understood tribe of the Asteraceae to one of the best understood tribes of the family has been compressed into such a short time. It has resulted in a certain degree of "cultural shock" among various other students of systematic botany. It should be noted that the present concept is aimed at accurate solutions, but it is not a simple solution. The tribe has been found to be extremely complex, and the present treatment is only as simple as that complexity allows.

## GENERAL HISTORY

Botanists and naturalists in Europe have been familiar since earliest times with the one member of the tribe Eupatorieae that is native and common in that area, and by the time that Tournefort established the name *Eupatorium* in 1700, he was able to cite a number of additional relatives from North America and the West Indies. The illustrations and comments of Tournefort seem to emphasize the lack of any but tubular flowers in the heads, the unequal bracts of the involucre, the long capillary pappus, and in one illustration, the long rather straight branches of the style. The Tournefort name, *Eupatorium*, was adopted by Linnaeus in 1753 and 1754 in his *Species Plantarum* and *Genera Plantarum* which serve as the starting point of botanical nomenclature.

In the works of Linnaeus, two Eupatorian genera were established, *Eupatorium* and *Ageratum*. Both shared discoid heads with tubular hermaphroditic flowers, unequal to subequal involucre bracts, and long erect style branches. *Ageratum* differed from *Eupatorium* primarily by the pappus of awns rather than bristles. Nevertheless, one of the three species placed in *Ageratum* by Linnaeus was *A. altissima* which has a capillary pappus and is intimately related to the *Eupatorium aromaticum* L. of the same work. The Linnaean concept of *Eupatorium* included 14 species mostly from North America, the type, *E. cannabinum*, from Europe, and a few from tropical America. Included were members of the presently recognized genera *Ageratina*, *Conoclinium*, and *Mikania*. In addition, there was one species from Ceylon now placed in *Vernonia*. One other member of the Eupatorieae described in *Species Plantarum* was *Verbesina lavenia* L. from Ceylon, which is now placed in the genus *Adenostemma*. The Linnaean placement of the latter was based on a very imperfect specimen described by Ray (1704).

In the period following Linnaeus and extending into the time of Cassini's contributions to Cuvier's *Dictionnaire* (1817-1830), many presently recognized genera of the Eupatorieae were described, including *Critonia* P. Browne (1756), *Kuhnia* Linnaeus (1763, = *Brickellia* Elliott, nom. cons.), *Adenostemma* J. R. Forster & G. Forster (1776), *Liatris* Gaertner ex Schreber (1791), *Piqueria* Cavanilles (1794), *Stevia* Cavanilles (1797), *Mikania* Willdenow (1803), *Carphephorus* Cassini and *Sclerolepis* Cassini (1816b), *Gyptis* Cassini and *Trilisa* Cassini (1820b), *Isocarpha* R. Brown (1817) and

*Alomia* Humboldt, Bonpland & Kunth (1818). The genus *Ageratina* of Spach (1841) represented the same entity as two earlier illegitimate names, *Batschia* Moench (1794) and *Kyrstenia* Necker (1790). *Microspermum* Lagasca was described in 1816, but was not recognized as a member of the Eupatorieae until the mid-twentieth century because of its heads with ray-like peripheral flowers.

There had been a tendency to associate most of the elements of the Eupatorieae with each other through the time of Humboldt, Bonpland, and Kunth in 1818, but it was Cassini (1819a) who formally recognized the tribe Eupatorieae along with other basic tribes in his classification.

In the *Dictionnaire des Sciences Naturelles*, Cassini (1820c) characterized the Eupatorieae as follows:

L'ovaire est oblong, non comprimé, un peu épaissi de bas en haut, arrondi au sommet; ordinairement prismatique, à cinq faces limitées par cinq arêtes saillantes; quelquefois cylindracé, avec cinq ou dix nervures; il est glabre, ou garni de poils, ou parsemé de globules substipités. Cet ovaire est ordinairement porté sur un pied plus ou moins grand, et de forme diversifiée, souvent articulé avec le corps. Le placentaire est ordinairement très-élevé. Le fruit mûr est ordinairement de couleur noire. L'aigrette, rarement nulle ou coroniforme, est ordinairement composée de squamellules uni-bisériées, libres ou entrecroisées inférieurement, filiformes ou paléiformes.

Le style androgynique a ses branches longues, colorées comme la corolle, peu divergentes pendant la fleuraison; leur partie inférieure, un peu arquée en dehors, est courte, grêle, demi-cylindrique, bordée de deux très-petits bourrelets stigmatiques; leur partie supérieure, un peu arquée en dedans, est longue, épaisse, subcylindracée, souvent élargie supérieurement, toujours arrondie au sommet, couverte de collecteurs papilliformes ou glanduliformes. La base du style est souvent velue.

Les étamines ont l'article anthérifère quelquefois épaissi; l'appendice apicalaire arrondi au sommet (nul dans le *piqueria*, denticulé dans quelques *stevia*); les appendices basilaires nuls ou presque nuls.

La corolle staminée est régulière, mais telle-

ment diversifiée du reste qu'elle ne peut fournir à cette tribu aucun autre caractère général. Celle des *Stevia* et de quelques autres eupatoriées est remarquable par les poils qui garnissent sa surface intérieure.

In the comments that followed, Cassini emphasized the discoid heads with uniformly bisexual tubular flowers, the rarely paleaceous receptacle, the uniseriate to biseriate or imbricate involucre bracts, the usually opposite leaves, the mostly herbaceous habit, and the reddish, white, or bluish rather than yellowish flowers. The primary character of the tribe was considered to be the form of the style. The Eupatorieae was noted as being mostly American.

The Eupatorieae was placed between the Adenostyleae and the Vernoniae in Cassini's table of the tribe (1818c). The Adenostyleae was also discussed with the Eupatorieae in later entries by Cassini (1823a), and the two were evidently considered closely related. The relationship to the Vernoniae, which shared the same general form of heads and the same flower colors, was never emphasized, apparently because of the recognition of the fundamental differences in style and anther structure.

Cassini in a later entry in the *Dictionnaire* (1823a) treated the Eupatorieae in some detail and recognized three subgroups. The first section, Agerateae, had a reduced pappus and five-ribbed achenes. Included were *Stevia*, *Ageratum*, *Alomia*, *Sclerolepis*, *Adenostemma*, and *Piqueria*. The second section, Archetypae, had a full-length capillary pappus and five-ribbed achenes. It contained ?*Arnoglossum* Raf., *Mikania*, *Batschia*, *Gyptis*, and *Eupatorium*. The third section, Liatrideae, had a capillary or plumose pappus and ten ribs on the achene. The genera were *Coleosanthus* Cass. (= *Brickellia*), *Kuhnia*, *Carphephorus*, *Trilisa*, *Suprago* Gaertner (= *Liatris*), and *Liatris*. *Arnoglossum*, included on the basis of inadequate information, belongs to the Senecioneae.

The treatment of the Compositae by Lessing (1831), when he was 22 years of age, combined many of the tribes of Cassini that shared heads with ray and disk flowers and yellow corollas. The basic revision did not affect the Eupatorieae, which remained intact but was adulterated with some Senecioneae and Heliantheae. Formal subtribes were first established by Lessing and were as follows. Subtribe I, Alomieae, had homogamous heads with bisexual flowers and calvous achenes. The genera were *Isocarpha*, *Alomia*, and *Piqueria*. Subtribe II, Agerateae, had similar heads with a short, paleaceous,

aristate, or coroniform pappus. Included were *Coelestina* Cass. (= *Conoclinium*), *Stevia*, *Ageratum*, *Paleolaria* Cass. (= *Palafoxia* of the Heliantheae), *Carelia* Less., *Sclerolepis*, and *Adenostemma*. Subtribe III, Eupatorieae, had heads similar to the preceding with a capillary pappus, and it contained *Shawia* J. R. Forster (= *Olearia* of the Astereae), *Kuhnia*, *Eupatorium*, *Mikania*, *Adenostyles* (Senecioneae), *Liatris*, and *Carphephorus*. Subtribe IV, Tussilaginae, had heads that were heterogamous, often subdioicous, and it contained *Homogyne* Cass., *Tussilago* Cass., *Nardosmia* Cass., *Petasites* Gaertner, and *Adenocaulon* Hook. The last group is mostly Senecioneae with *Adenocaulon* now placed in the Mutisieae.

DeCandolle (1836) followed the general design of Lessing with the addition of a number of new genera. The tribe Eupatorieae was subdivided as follows. Subtribe I. Eupatorieae. Capitula homogama, with three divisions. Div. I. Alomieae. Pappus nullus, with genera *Orsinia* Bertol. (= *Inula*), *Piqueria*, *Alomia*, *Phalacraea* DC., *Gymnocoronis* DC., and *Isocarpha*. Div. II. Agerateae. Pappus paleaceous aut partim squamellatus, contained *Coelestina*, *Ageratum*, *Anisochaeta* DC. (Mutisieae), *Adenostemma*, *Sclerolepis*, *Phania* DC., *Stevia*, *Palafoxia* (Heliantheae), *Carelia* Less., and *Agrianthus* DC. Div. III. Adenostyleae. Pappus setosus scaber aut plumosus, including *Kuhnia* (with sect. *Trichogonia* DC.), *Clavigera* DC. (= *Brickellia*), *Liatris* (including *Suprago* and *Trilisa*), *Carphephorus*, *Decachaeata* DC., *Chromolaena* DC., *Ooclinium* DC. (= *Praxelis* Cass.), *Conoclinium* DC., *Hebeclinium* DC., *Campuloclinium* DC., *Bulbostylis* DC. (= *Brickellia*), *Critonia*, *Eupatorium*, *Nothites* Cass. (= *Stevia*), *Mikania*, *Adenostyles* (Senecioneae). Subtribe II. Tussilaginae. Capitula heterogama aut dioica, containing two divisions. Div. I. Petasiteae. Flores foeminei tubulosi, included *Homogyne*, *Nardosmia*, *Petasites*, and *Adenocaulon*, following Lessing's treatment closely. Div. II. Eutussilaginae. Flores foeminei ligulati, contained the remaining genera, *Tussilago*, *Celmisia* Cass., *Alciope* DC., and *Brachyglottis* J. R. Forster. Of these last, all are Senecioneae except *Celmisia*, which is Astereae. The number of recognized genera of the Eupatorieae was the highest of any time during the nineteenth century. Even so, *Eupatorium* had a total of 294 species and *Mikania* contained 111 species.

*Ageratina* and *Ayapana* were named shortly thereafter by Spach (1841).

The final significant contributions in the history

of the Eupatorieae during the nineteenth century were the treatment of the family by Bentham (in Bentham & Hooker, 1873) and the closely matching treatment by Hoffmann (1890–1894) in Engler and Prantl. The most notable feature of the treatments was the restoration of many of the tribes of Cassini. In the Eupatorieae, the most significant feature was the synonymization of many genera. The Bentham classification of the tribe can be summarized as follows.

Subtribus 1. Piquerieae. Antherae apice truncatae exappendiculatae. Achaenia costis 5 angulata, secundariis evanidis. Included genera were *Piqueria*, *Phania*, *Decachaeta*, *Ophryosporus* Meyen, *Helogyne* Nutt., *Gymnocoronis*, and *Adenostemma*.

Subtribus 2. Agerateae. Antherae appendiculatae. Achaenia costis 5 angulata, secundariis evanidis. The subtribe contained *Sclerolepis*, *Alomia*, *Trichocoronis* A. Gray, *Tuberostyles* Steetz, *Carelia*, *Aschenbornia* Schauer. (= *Calea* of the Heliantheae), *Ageratum*, *Schaezzellia* Schultz-Bip. (= *Macvaughiiella*), *Stevia*, *Dissothrix* A. Gray, *Fleischmannia* Schultz-Bip., *Hofmeisteria* Walp., *Carminatia*, *Trichogonia* (DC.) Gardner, *Brachyandra* Philippi, *Leptoclinium* Benth., *Agrianthus*, *Symphypappus* Turcz., *Eupatorium*, and *Mikania*.

Subtribus 3. Adenostyleae. Antherae appendiculatae. Achaenia costis secundariis conspicuis 10-rarius 7–8-costata. Included genera were *Kanimia* Gardner, *Adenostyles* (Senecioneae), *Brickellia*, *Carphechaete* A. Gray, *Kuhnia*, *Liatrix*, *Trilisa*, and *Carphephorus*.

The system of Hoffmann (1890–1894) was based closely on that of Bentham and differed primarily by the addition of a few genera, *Podophania* Baillon in subtribe 1, *Apodocephala* Baker (= Vernoniaeae), *Ageratella* A. Gray, and *Lomatozona* Baker in subtribe 2, and *Barroetia* A. Gray and *Garberia* A. Gray in subtribe 3.

In both treatments, the naturalness of the Eupatorieae was restored to some extent, but both treatments suffered from comparatively inadequate insight in primarily Neotropical groups such as the Eupatorieae. Bentham and Hoffmann both placed the Eupatorieae adjacent to the Vernoniaeae in their sequence and, with or without intention, fostered the idea of close relationship between the two tribes in the minds of many subsequent botanists.

In the present century, B. Robinson produced numerous papers dealing with the Eupatorieae, including treatments of *Eupatorium* sensu lato, *Stevia*,

and *Mikania* for many countries, and a treatment of *Eupatorium* in Standley's *Trees and Shrubs of Mexico*. B. Robinson (1913a) summarized the then existing generic concepts in the tribe, but indicated, "Further study, especially of the larger genera, may well reveal profitable generic segregations not as yet clear. This is especially likely to be the case among the numerous and as yet imperfectly known South American members of the tribe. It is also by no means improbable that when these are more satisfactorily represented in herbaria some new and more convincingly natural re-adjustment of generic lines will become possible."

The genus *Adenostyles* was excluded from the tribe by B. Robinson (1913a) and relationship suggested to the Senecioneae, a position more completely affirmed many years later by Toman, Harmatha, and Novotny (1968). Three Eupatorian genera placed in the Adenostylinae by Bentham were renamed the Kuhninae, and a new subtribe, Adenostemmatinae, was established for *Adenostemma*, *Gymnocoronis*, and *Hartwrightia* A. Gray ex S. Watson. Robinson considered but excluded from the tribe two genera, *Isocarpha* and *Lepidesmia* Klatt, that should not have been excluded, and in 1922c he described a new genus, *Dyscritothamnus*, in the tribe which proves to be a member of the Heliantheae (H. Robinson, 1981).

During the present century, since the time of B. Robinson's key up until 1970, isolated studies of Eupatorieae have continued. Gaiser (1953, 1954), in a study of particular interest, surveyed the subtribe Kuhninae as delimited by B. Robinson (1913a) and suggested that at least four very distinct elements were involved. Genera have continued to be added to the tribe including *Ciceronia* Urban (1925), *Stylotrichium* Mattfeld (1923), *Arrojadocharis* Mattfeld (1930, for *Arrojadoa* Mattfeld, 1923), *Sciadocephala* Mattfeld (1938), *Planaltoa* Taubert (1896), *Spaniopappus* B. Robinson (1926a), *Uleo-phytum* Hieronymus (1906), *Eupatoriopsis* Hieronymus (1893), *Praxeliopsis* G. Barroso (1949), *Ferreyrella* and *Iltisia* S. F. Blake (1958), *Amboroa* Cabrera (1956), *Ellenbergia* Cuatrecasas (1964), *Ascidogyne* Cuatrecasas (1965), *Piqueriopsis* R. King (1965), *Carterothamnus* R. King (1967a), and *Cronquistia* R. King (1968). In describing *Ferreyrella* and *Iltisia*, S. F. Blake (1958) mentioned the genus *Microspermum* Lagasca which was then placed in the Helenieae. The position of the latter in the Eupatorieae has finally been confirmed by H. Rob-

inson and King (1977), but not in the position transitional to the Heliantheae that was suggested by Rzedowski (1970).

At the time of the initiation of the present study, everything regarding the tribal limits of the Eupatorieae was either resolved or had at some time been questioned. Also, many of the most common species were well recognized and defined. In contrast, the groupings of species within the tribe were almost entirely artificial. For example, *Eupatorium* was a residual concept, while *Piqueria* and *Alomia* both contained three or more elements related to totally different parts of the tribe; part of *Ageratum* was included in *Alomia*; and *Fleischmannia*, on the basis of its pappus, contained species of *Hofmeisteria* and *Ageratina*, but excluded over 70 species related to the type species.

The present study has benefitted from the return

to microscopic techniques in a form commonly used in bryology (King & Robinson, 1970*i*) and was formally initiated in a nomenclatorial survey of generic names then known to have been used in the tribe (King & Robinson, 1969*c*). Over a hundred new genera have been described in a series of publications (King & Robinson, 1970–1986), including one, *Eupatoriadelphus* not retained in this study. A few traditional genera have been placed in synonymy, namely *Kanimia* in *Mikania* (King & Robinson, 1980*m*) and *Kuhnia* in *Brickellia* (following Shinners, 1971). The general outline of the presently accepted subtribal classification was first presented in the symposium on the *Biology and Chemistry of the Compositae* (H. Robinson & King, 1977). One treatment using the revised generic concepts has been presented in the *Flora of Panama* (King & Robinson, 1975*y*).

## CHEMISTRY AND CYTOLOGY OF THE EUPATORIEAE

Extensive data on the chemistry and the chromosomes of the Eupatorieae have accumulated during recent decades, and some of this is useful in the systematic study of the tribe.

## CHEMISTRY

As in the case of most groups of plants, initial knowledge of the chemistry of the Eupatorieae comes from various general observations and uses of the plants accumulated since early historical times. Members of the tribe have not proven to have significant economic uses, but some uses, sometimes doubtful, have been claimed. A number of these are mentioned by Dominguez (1977) in his review of the chemistry of the tribe. He cites the use of *Eupatorium cannabinum* in India to cure jaundice, scurvy, fomenting sores, and ulcers and in Italy for homeopathic medicine. *Tamaulipa* is used as an astringent for poultries, and *Mikania* species of the cordiformes group are used to cure snakebites in South America and South Africa. *Ageratum conyzoides* is used for relief of abdominal pain.

Dominguez also cites the use of oleoresin from *Trilisa odoratissima* as a fixative in perfumery and the use of the dried leaves as a flavor additive to tobacco. *Chromolaena odorata* is used in India as a fish-poison, and label data indicates the species is also used in this way in tropical America, where the plant is native. *Chromolaena collina* and several *Brickellia* species are said to have medicinal uses in Mexico. Dominguez ultimately cites cytotoxic and antileukemic properties demonstrated for several sesquiterpene lactones from four species of *Eupatorium* and *Liatris provincialis* and cytotoxic effects of polyhydroxylated flavonoids in *Eupatorium semiserratum* and *E. cuneifolium*.

A number of additional effects and uses of members of the Eupatorieae have been recorded. Poisonous properties of the White Snakeroot, *Ageratina altissima*, as the cause of "milk sickness" (Hass, 1970) derive from benzofurans, which are widely distributed in the tribe. Regarding *Ageratina sternbergiana* of Peru, Weberbauer recorded that the fresh roots, softened in lukewarm water, are employed as an abortive, and that a tea prepared from the leaves is used for kidney and bladder problems (B. Robinson, 1919b: 83). *Stevia rebaudiana* has long been known as a source of a strong sweetener and possible sugar substitute (Fletcher, 1955; Soejarto et al., 1982, 1983), a glycoside that Dominguez (1977) cites as

300 times sweeter than sucrose. More recently the extracts of the plant have been cited for their potential as a contraceptive (Mazzei Planas & Kuć, 1968). We have been informed that the extracts involved have since proven to be potential carcinogens (J. Duke, pers. commun.), but most recent evidence indicates that it is the aglycone, Steriol, rather than the sweetening agent Stevioside that is mutagenic (Pezzuto et al., 1983). Leaves from *Austroeupatorium inulaefolium* have also been used for fertility control in Uruguay (Esteves et al., 1981), and leaves of *Liatris* have been used as a substitute for vanilla (Atkinson & Curtis, 1971).

Early in the last century, Arruda da Camara (H. Koster, 1816) described *Koanophyllon tinctorium*, also known as the Paraguay Indigo, as a potential dye plant. The plant has proven non-competitive as a source of indigo, but it is systematically interesting that, according to label data, another member of the same genus, *K. albicaule*, has been used in Belize as the source of a green dye.

It is primarily during the present century that the chemical substances of the Eupatorieae and other Asteraceae have begun to be structurally identified and accurately compared with chemicals in other groups of plants. Much of this is reviewed in the series of papers in the symposium on the *Biology and Chemistry of the Compositae* (Hegnauer, 1977; Herz, 1977; Sørensen, 1977; Harborne, 1977; Dominguez, 1977), and in a book on the naturally occurring acetylenes by Bohlmann et al. (1973). Reports of chemical constituents of the Eupatorieae have greatly increased in the period of years since the symposium (Bohlmann et al., 1977-1982), but much of the correlative study based on these results remains to be done. Some of this is discussed by Gage (1985). It is notable that none of the studies of the chemistry of the Eupatorieae involve macromolecules. The tribe was not one of the eight in which the plastocyanin amino acid sequences were studied by Boulter et al. (1978), and cytochrome *c* sequences are known in the family from only the Heliantheae (Boulter et al., 1972). Only secondary metabolites have been studied in the Eupatorieae. The salient features of the chemistry of the tribe are reviewed here.

The Eupatorieae are one of the two tribes in the Asteraceae producing pyrrolizidine alkaloids. These compounds are able to cause liver damage when eaten by mammals. The form of pyrrolizidine al-



kaloids in the two tribes is not the same. In the Senecioneae, the molecule is a diester forming a ring of the same type as found in the legume genus *Crotalaria*. In the Eupatorieae, the pyrrolizidine alkaloids are monoesters of the same type that is found in the family Boraginaceae (Hegnauer, 1977). We do not regard the alkaloids in the two tribes as reflecting any special relationship between them. The alkaloids in the Eupatorieae were originally recorded in the genus *Eupatorium*. More recent reports in *Conoclinium coelestinum* (Herz et al., 1981), *Trichogonia gardneri* (= *Trichogoniopsis adenantha*), two species of *Adenostemma*, *Chromolaena maxmilianii*, and various Brazilian species of "*Eupatorium*" (Brown, 1984) show evidence of occurrence throughout the diversity of the tribe. Although Herz et al. (1981) report failure to find the alkaloids in two species of *Ageratina*, Everist (1974) has cited an unidentified pyrrolizidine alkaloid from adventive *Ageratina* in Australia. As shown by Brown (1984) and suggested by Vichnewski et al. (1985), the alkaloids are concentrated in the flower heads, especially the nectaries. The study by Brown cites the Eupatorieae as a major source of pyrrolizidine alkaloids (PA) obtained during pollination by mature Ithomiine butterflies: "... the original distasteful models in neotropical mimicry complexes." Brown (1984) further states that "flowerheads of several abundant Brazilian species of *Eupatorium* contain 1-4% of a single isomer of PA (k-o) and the corresponding N-oxide, some of which are now in advanced clinical testing as antitumor agents."

A number of flavonoids and related compounds are known from the Eupatorieae, as shown by Dominguez (1977). The only report of flavonoids of the aurone or chalcone type in the tribe is from the leaves of *Chromolaena odorata* (Bose et al., 1973). All the flowers of the tribe Eupatorieae studied by King and Krantz (1975) indicated presence of UV absorbing flavonoids supposedly of the yellow flavonol type that has been reported from the tribe (Harborne, 1977), and there is no evidence of UV reflectance. It is notable that no flavonoids that produce any noticeable yellow coloration are present in the flowers of the tribe. Related compounds, the anthocyanins, are responsible for the reddish and bluish colors that are characteristic of the tribe. The only attempt to use the flavonoids at the generic level is the recent study of *Flyriella* (Mabry et al., 1981), where this relative of *Brickellia* was found to have these compounds more like members of the subtribe Eupatoriinae.

Among the phenolics of the Eupatorieae there are a number of essential oils of special note. The chromenes show an interesting distribution in the tribe, being reported from members of the subtribes Eupatoriinae (Bohlmann et al., 1980d, 1981e), Ageratinae (Dominguez, 1977), and Gyptidinae (Bohlmann et al., 1980e, 1981g, 1981l, 1981n, 1982c). Such compounds apparently inhibit the maturation of insects that develop on the plants (Bowers et al., 1976; Miller, 1980). Coumarins occur in seven subtribes (Dominguez, 1977; Bohlmann et al., 1980a, 1980f, 1982b, 1982f, 1982i). Related compounds with a five-sided secondary ring, the benzofurans, are responsible for the poisonous effects of many Eupatorieae such as "milk sickness" or "trembles." Benzofurans are particularly common in the tribe, being less common in the tribe Astereae, and rather rare in most other tribes. The presence of benzofurans in *Isocarpha* reinforces the placement of that genus in the Eupatorieae rather than the Heliantheae (Bohlmann et al., 1977a).

Monoterpenes, in the form of thymol derivatives, occur sporadically in the Eupatorieae. They occur in *Bishovia boliviensis* (Bohlmann et al., 1979d), where they may be associated with the long-stalked gland-tipped hairs; they are found in *Mikania officinalis* and *M. purpurascens*, two species with erect habits from the Planalto of Brazil, which have many small sessile glandular punctations; and they appear common in *Kaunia*, from the Andes, including two species that have distinct sessile glands and one, *K. saltensis*, lacking evident glands. Thymol derivatives also occur in *Eupatorium*, the Liatrinae (Dominguez, 1977), and a number of species of *Ageratina* subgenus *Neogreenella* from Mexico.

Sesquiterpenes have been reported widely in the tribe. The acyclic forms have been reviewed by H. Robinson et al. (1979). Acyclic sesquiterpenes are potentially present in all plants, but the Eupatorieae and Anthemideae are the only members of the Asteraceae with particularly notable elaborations of these compounds, and the elaborations are different in the two tribes. The molecules in the Eupatorieae do not form ketones or furans as in the Anthemideae, and they do form angeloyloxy esters rather than acetates. Within the Eupatorieae, esterification with angelic acid is common at the C-4 position, and it occurs at the C-5 position only in various species of *Brickellia*.

Sesquiterpene lactones are particularly bitter compounds and in the Eupatorieae seem to be associated with the larger short-stalked capitate glands.

Herout (1974) and Herz (1974, 1977) have arranged the common types of sesquiterpene lactones according to the chemical pathways, and they have shown that most of the secondarily elaborated forms such as the eremophilanolides, ambrosanolides, and helenanolides, are restricted to the advanced members of the subfamily Asteroideae, above the level of the Eupatorieae. The Eupatorieae produce, with few exceptions, only germacranolides, eudesmanolides, and guaianolides. The one apparent exception of a secondarily elaborated form is the ambrosanolate Stevin reported from *Stevia ovata* (Rios et al., 1967). The rearranged guaianolides of *Lasiolaena santosii* (Bohlmann et al., 1981l) are also regarded as being the "third level of biogenetic complexity," (Gage, 1985) though of a structure not matched closely in other tribes. The presence of secondarily elaborated eremophilanolides in *Adenostyles* was part of the evidence for excluding the genus from the Eupatorieae and confirming its position in the Senecioneae (Toman et al., 1968).

Cadinene derivatives, another type of sesquiterpene, are common in *Chromolaena* (Bohlmann et al., 1979c, 1982f), and they may be responsible for some of the biological activity that has been noted in the genus.

Diterpenes have been reported from many Eupatorieae. The acyclic diterpenes have become elaborated in *Lasiolaena* (Bohlmann et al., 1982c) and *Stylotrichium* (Bohlmann et al., 1981n) of the Gypsidinae, with forms having secondary alcohols and acetates. The latter of the two genera also forms ketones. Additional forms occur in *Disynaphia* (Bohlmann et al., 1981d) and *Mikania* (Bohlmann et al., 1981o, 1982k), one of the latter having a furan group.

The active ingredient of the sweet shrub of Paraguay, *Stevia rebaudiana*, is the ent-kaurane diterpene glycoside, stevioside (Vis & Fletcher, 1957). Various ent-kaurane derivatives are reported from a few other groups in the tribe, but seem particularly common in *Mikania* (Dominguez, 1977; Bohlmann et al., 1981o, 1982h). Kolavane derivatives are common in the Eupatorieae, especially among Brazilian species of *Acritopappus* (Bohlmann et al., 1980g), *Bahianthus* (Bohlmann et al., 1981a), *Goyazianthus* (Bohlmann et al., 1981i), *Koanophyllon* (Bohlmann et al., 1981p), and *Symphypappus* (Bohlmann et al., 1981h), and also in *Liatris* (Bohlmann et al., 1981j) and *Hartwrightia* (Bohlmann et al., 1981b) in eastern North America. Labdane derivatives of

similar structure are even more widely distributed in the tribe. The forms of both types of compounds become particularly complex in the genus *Acritopappus* (Bohlmann et al., 1980g). Many of the species having the kolavane and labdane derivatives are notable for the viscid surfaces of their stems and leaves, and the lack of the compounds in one species of *Acritopappus* is correlated with a lack of viscid surfaces (Bohlmann et al., 1982b).

Carotenoids would naturally occur in all members of the Eupatorieae in at least their vegetative parts, but it is a characteristic of the tribe that they do not occur in the corollas or styles of the flowers in any form that produces a yellow color. Carotenoids are often present in anthers and pollen (Goodwin, 1980), however, and it is possible that carotenoids are involved in the yellow color of the pollen that is noticeable on the styles of many members of the subtribe Alomiinae.

Hegnauer (1977) has stated that seed oils of the family sometimes contain characteristic fatty acids. Nevertheless, little has been said of this biologically basic group of compounds in the Eupatorieae. Notable exceptions are the reports of a number of prostaglandin-like fatty acids in two species of *Chromolaena*, *C. morii* (Bohlmann et al., 1981h, 1982a) and *C. chaseae* (Bohlmann et al., 1982f).

Polyacetylenes are highly developed in the Asteraceae and a few other families such as the Apiaceae, and they have been part of the basis for recent speculation by chemotaxonomists regarding relationships between the two families (Mabry & Bohlmann, 1977). This has been countered to some degree by Cronquist (1977). Regarding the polyacetylenes in the Asteraceae, Sørensen (1977) states that they are physiologically very active compounds against other organisms. Hegnauer (1977) mentions nematocidal, antibiotic, and in the case of ichthyetherol the fast-acting poisonous qualities of the polyacetylenes. The polyacetylenes are derived from the fatty acid, oleic acid, by the reduction of the degree of saturation to the level of triple bonds. In the basic polyacetylene form there are apparently three triple bonds, but some members of the group develop more. The common pentayne has five such triple bonds, and one of its thiophene derivatives shows the products of six such bonds. The creation of such bonds requires input of energy, and polymerization or reactions with oxygen and sulfur release energy. Thus, the compounds tend to be unstable and break down rather soon after the death of the plant, which

makes analysis of plants from remote areas difficult. It is these chemicals that often cause fresh material of Asteraceae to burn so easily.

Acetylenic compounds are found in the Asteraceae in two basic forms. Hegnauer (1977) indicates that the polymerization of highly unsaturated acetylenes produces the phytomelanin seen in the achene walls of only two tribes of the Asteraceae, the Eupatorieae and Heliantheae. Sørensen (1977) indicates that most polyacetylenes in the family are stored in the resin canals, where they are sometimes reddish colored, apparently because of acetylenes with a 1,2-dithiin-ring. Actual observations of flowers compared to reports of 1,2-dithiins would suggest the various colors of the canals are not so simple. Reddish or purplish color has been noticed in the canals of some Eupatorieae.

Bohlmann et al. (1973) have provided a review of the polyacetylenes known in the plant kingdom up to about ten years ago. All records from the Eupatorieae were of pentaynene and its derivatives. Pentaynene was reported from species now placed in the subtribes Adenostemmatinae, Eupatoriinae, Gyptidinae, Disynaphiinae, Ageratinae, Liatrinae, Alomiinae, Mikaniinae, and Oxylobinae. A thiophene and a dithiin are reported for only *Mikania*. The reports of a thiophene ester related to the dehydromatricariaester in *Liatris* are based on Atkinson and Curtis (1971), but these reports of an anthemidean type polyacetylene in the Eupatorieae seem anomalous, and they have not been verified.

In the possession of the pentaynene pathway, the Eupatorieae are like all tribes of the subfamily Cichorioideae and like the basal elements of the subfamily Asteroideae up through the Inuleae and Calenduleae. Contrary to some theoretical considerations, it is this higher energy pathway of the polyacetylenes that seems to be more primitive among extant Asteraceae.

Raphids, which are presumably formed of calcium oxalate, are found in most Asteraceae. They occur in various parts of the plants, but have been surveyed most completely in the floral parts as a result of the many microscopic examinations of the reproductive structures of the family. Raphids are most common in the achenes, being present in all tribes where phytomelanins are absent. Of the two tribes with phytomelanins, the Eupatorieae and the Heliantheae, the latter has raphids in the achenes of the two subtribes in which phytomelanins are absent (H. Robinson, 1981), and it also has raphids

commonly present in cells of the corolla or even the anther. The Eupatorieae is the only tribe totally lacking any well-formed raphids, rarely showing a few needle-like crystals in some cells of the corolla in a few species such as *Cronquistianthus kalenbornianus*.

#### CYTOLOGY

The chromosome data has been reviewed recently by R. King et al. (1976). The base number for the tribe has been shown to be 10, and this number has more recently been proposed as the base number for the entire subfamily Asteroideae (H. Robinson et al., 1981). This base number is found in most subtribes of the Eupatorieae, including most of the genera.

Within the Eupatorieae there are a number of exceptions to the base number of 10, and it is these groups which require special notice. It is significant that the exceptions include comparatively few genera, but that many of the genera are distinctive and contain numerous species. These derived groups seem to have been produced mostly through aneuploid loss, or polyploidy, or a combination of both. Two groups, *Acritopappus* of the Gyptidinae and the *Brickellia* group in the Alomiinae, have an aneuploid loss to  $x = 9$ . The groups clearly represent separate occurrences of such chromosome loss. Increases of chromosome number to  $n = 16-19$  are apparent in the subtribes Hebecliniinae, Neomirandaeinae, Mikaniinae, Oxylobinae, Hofmeisteriinae, and Oaxacaniinae. These are assumed to represent at least two separate instances of polyploid increase followed by aneuploid loss. Such a pattern of polyploid increase followed by aneuploid loss appears common in other groups of Asteraceae such as the Heliantheae and Vernoniaceae (H. Robinson et al., 1981). In the case of the subtribe Hebecliniinae, the base of 10 is present within the subtribe, and in the case of the Oxylobinae some members of the subtribe seem to have higher polyploidy derived from multiples of 20. In the Oxylobinae, most of the species of *Ageratina* have a chromosome number stabilized at  $x = 17$  while the presumably more derived genus *Oxylobus* has stabilized at  $x = 16$ .

In the Neomirandaeinae, the single genus *Neomirandea* has two elements which differ in structure as well as in chromosome number. The members of the subgenus *Critoniopsis* which are all epiphytic, have a base of  $x = 17$ . The members of typical *Neomirandea* which contains some secondarily terres-

Adenostemmatinae	5	<u>10</u>					
Eupatoriinae		<u>10</u>	15		20		
Disynaphiinae		<u>10</u>					
Gyptidinae		<u>10</u>					30
Ageratinae		<u>9</u> <u>10</u>	<u>11</u> <u>12</u>	15	20	25	
Trichocoroninae				<u>15</u>			30
Ayapaninae		<u>10</u>			20		
Alomiinae		<u>9</u> <u>10</u>					
Liatrinae		<u>10</u>			20		30
Fleischmanniinae	4	<u>10</u>			20		30
Critoniinae		<u>10</u>			20		
Praxelinae		<u>10</u>			20		29
Hebecliniinae		<u>10</u>		<u>16</u>			
Neomirandeiinae				<u>17</u>	<u>20</u>	24 25	
Mikaniinae				16 <u>17</u>	18 <u>19</u>	20	
Oxylobinae				<u>16</u> <u>17</u>		ca 40	51
Hofmeisteriinae					<u>18</u> <u>19</u>		
Oaxacaniinae					<u>18</u>		

FIGURE 1. Distribution of chromosome numbers in the Eupatorieae according to subtribes. Higher polyploids, primarily in the Praxelinae and Oxylobinae, are omitted.

trial species, have numbers of  $n = 20$ , ca. 24 and 25.

In the small subtribe Trichocoroninae, with three aquatic or subaquatic genera, there is apparently a base number of  $x = 15$ . The derivation of the number is not clear. Other examples of  $n = 15$  in the tribe are in hybrids between different ploidy levels in *Eupatorium* and *Ageratum* which have a base of  $x = 10$ .

The only example in the tribe of apparent aneuploid increase is in some of the subtribe Ageratinae.

Members of the genera *Stevia*, *Cronquistia*, *Carpochaete*, *Piqueria*, and *Microspermum* show  $n = 11$  or 12 and *Macvaughiiella* has a tentative count of  $n =$  ca. 13. As a result of evidence from the Heliantheae (H. Robinson et al., 1981) regarding the rarity of aneuploid increase in the family, we would now interpret the above series as derived from a single aneuploid increase to  $n = 12$  with some subsequent reductions to  $n = 11$ .

A generalized scheme of the chromosome numbers in the tribe is presented in Figure 1. As men-

tioned above, many of the groups that have distinctive chromosome numbers are also among the most readily defined taxonomically. Most of these have been recognized as genera in the traditional systems of classification, *Ageratina* being the outstanding exception. The groups involved do not differ by particularly extreme structural or chemical specializations, but they seem less subject to intergradation. The difference in chromosome number appears to reduce perceptibly the similarity of detail, presumably through reduction in the amount of hybridization. The different chromosome numbers and geographical separation seem to be the primary isolating mechanisms in the tribe.

Certainly, among the Eupatorieae having the common base number  $x = 10$  and similar geography, there is evidence of hybridization. There are examples such as *Osmiopsis* where characters seem directly traceable to two totally distinct phyletic stocks, in this case *Chromolaena* of the Praxelinae and *Koanophyllon* of the Critoniinae. The distribution of characters elsewhere in the tribe suggests that *Osmiopsis* is not unique, and we believe that such intergeneric hybridization is common in the family. Experimental hybrids have been produced between genera of both Eupatorieae and Heliantheae by Powell, the latter being reported (1972). Although such evidence is not generally recognized, it now seems obvious that successfully evolving groups of plants such as the Asteraceae owe part of their success to processes that complicate the taxonomy of the groups, such as intergeneric hybridization (H. Robinson, 1983). Such hybrids probably do not often perpetuate themselves to form new evolutionary lines, but those that succeed have a profound effect on the long-range evolution of a family such as the Asteraceae. An overview of the family gives the impression of a highly reticulating evolution at least at the formative stages of the family and its various subgroups.

As a result of the partial isolating effect of chromosome numbers, we can see the pattern found in the Eupatorieae in the Alomiinae, where general characters of the corolla shape and style distinguish a broad group, but many secondary features are shaped with other subtribes. Within the Alomiinae, the small group including *Brickellia*, *Phanerostylis*, and probably *Barroetia*, when it is known, having the distinct chromosome number  $n = 9$ , have distinctive acyclic sesquiterpene (H. Robinson et al., 1979) and flavonoid (Mabry et al., 1981) chemistry.

A few additional features of the chromosomes of the Eupatorieae have been noted in the literature. Grant (1953) reported two size classes of chromosomes among members of the tribe in eastern North America. Species recognized in the present treatment as *Eupatorium*, had chromosomes 2.5–6.5  $\mu\text{m}$  in length. Species treated here as *Ageratina* and *Conoclinium* had chromosomes 1.5–3  $\mu\text{m}$  long. Gaiser (1953, 1954) noted that there was a karyotype variation in the *Brickellia* series correlated with habit. Karyotypes including some long chromosomes were characteristic of shrubby species. Karyotypes with only medium length or short chromosomes occurred in comparatively herbaceous plants.

Two types of chromosome specialization have been noted among the weedy members of the Eupatorieae. The reduction to  $n = 4$  in *Fleischmannia microstemon*, in a genus with a base of  $x = 10$ , has been noted by H. Baker (1967) and reviewed by R. King et al. (1976). The triploid nature of two weedy species of *Ageratina*, *A. adenophora* and *A. riparia*, with resulting irregular meiosis and apomixis, has also been discussed by R. King et al. (1976). Irregular meiosis and apomixis are common in many other members of the Eupatorieae, especially in the subtribe Praxelinae.

## THE RELATIONSHIPS OF THE EUPATORIEAE

The present study, with its strong emphasis on microscopic features, in conjunction with work by the junior author on other tribes of the Asteraceae, has resulted in strong opinions regarding the phyletic position of the Eupatorieae in the family (Fig. 2). These opinions conflict with the widely accepted views of relationships based on more superficial aspects of the various Asteraceae. It is therefore initially necessary here to discuss what the relationships of the Eupatorieae are not, before attempting to determine what they are. As indicated below, the Eupatorieae are not closely related to the Vernoniae as implied by many authors including Carlquist (1976), and they are not derived from the Heliantheae as suggested by Cronquist (1955). It is the present view that the Eupatorieae represent a basal off-shoot of the subfamily Asteroideae, being fully within the Asteroideae, but retaining some ancestral features shared with the Cichorioideae.

The Eupatorieae and the Vernoniae both have discoid heads with reddish or purplish flower color, and they are among the many tribes in which most species have a capillary pappus. It is because of these obvious similarities that most authors have placed the two tribes adjacent to each other in their classifications. Even Cassini (1818c), who was well aware of the technical differences, placed the two tribes next to each other on one side of his chart of the tribes in the *Dictionnaire des Sciences Naturelles*. The association was maintained through Lessing (1832), DeCandolle (1836), Bentham and Hooker (1873), and Hoffmann (1890–1894) with the tribes distinguished by the differences in their styles. Even as the style differences are cited, there has been little tendency recently to use the styles in actual practice. The tendency to ignore the floral details reached a peak in this century with two instances when style details were erroneously assigned to the Eupatorieae and Vernoniae on the basis of their assumed relationship. Cronquist in Gleason (1952) described the style branches of the Vernoniae as having stigmatic surfaces only near the base, the condition that is found in the Eupatorieae. Carlquist (1976) credited the Eupatorieae with having stigmatic hairs covering the entire inside surface of their style branches as in the Vernoniae. It seems to have been Poljakov (1967) who first clearly showed that the Eupatorieae and Vernoniae were not closely related to each other, though the Eupatorieae were treated inexplicably by Poljakov as a subtribe Ageratinae

of the Astereae. Independently, H. Robinson and Brettell (1973) in a study of the relationship of *Ursinia* proposed an alignment similar to that of Poljakov with the Vernoniae as one of a series with the Liabeae, Cardueae (as Cynareae), Mutisieae, Lactuceae (as Cichorieae), and Arctotideae having styles with a single stigmatic area covering the inside surface of the branches, anthers with bases projecting well below the point of attachment, anther appendages mostly flat, lobes of the disk corollas long and narrow, and including all lophate, psilate or otherwise modified forms of pollen in the family. The remaining tribes, including the Eupatorieae, were seen to have two distinct stigmatic lines, anthers with pollen-bearing parts not extending much below the point of attachment, pollen with regularly distributed spines, and all examples in the family of short lobes on the disk corollas, keeled anther appendages, and sterile unbranched styles. The differences cited by H. Robinson and Brettell have shown a number of exceptions on the basis of further studies, but appear to remain valid as indicators of a basic division in the family. Wagenitz (1976) refined the concept with the addition of a number of characters, the most significant, the presence of laticiferous cells or ducts in many tribes of the Vernoniae–Lactuceae series. Carlquist (1976) formalized the use of the subfamily names Cichorioideae and Asteroideae for the two series of tribes, but erroneously placed the Eupatorieae in the Cichorioideae.

H. Robinson (1977) presented a direct comparison of the two tribes Eupatorieae and Vernoniae, and reiterated the basic subfamily characters by which they differ. Additional characters cited were the T-shaped hairs, glands on the anther appendages, scorpioid cymes, weaker thickenings on the walls of the endothelial cells, larger pollen grains mostly over 40  $\mu\text{m}$ , and raphids in the cells of the achene walls in the Vernoniae, none of which occur in the Eupatorieae. The discoid heads and similar flower colors shared by the two tribes were considered superficial and potentially subject to selection pressures by pollinators.

More recent observations continue to emphasize the differences between the tribes. The leaves of the Eupatorieae are often trinervate, but rarely those of the Vernoniae. Both tribes can show differentiated peripheral flowers in the heads, but in the Eupatorieae the differentiation is most often in the corolla

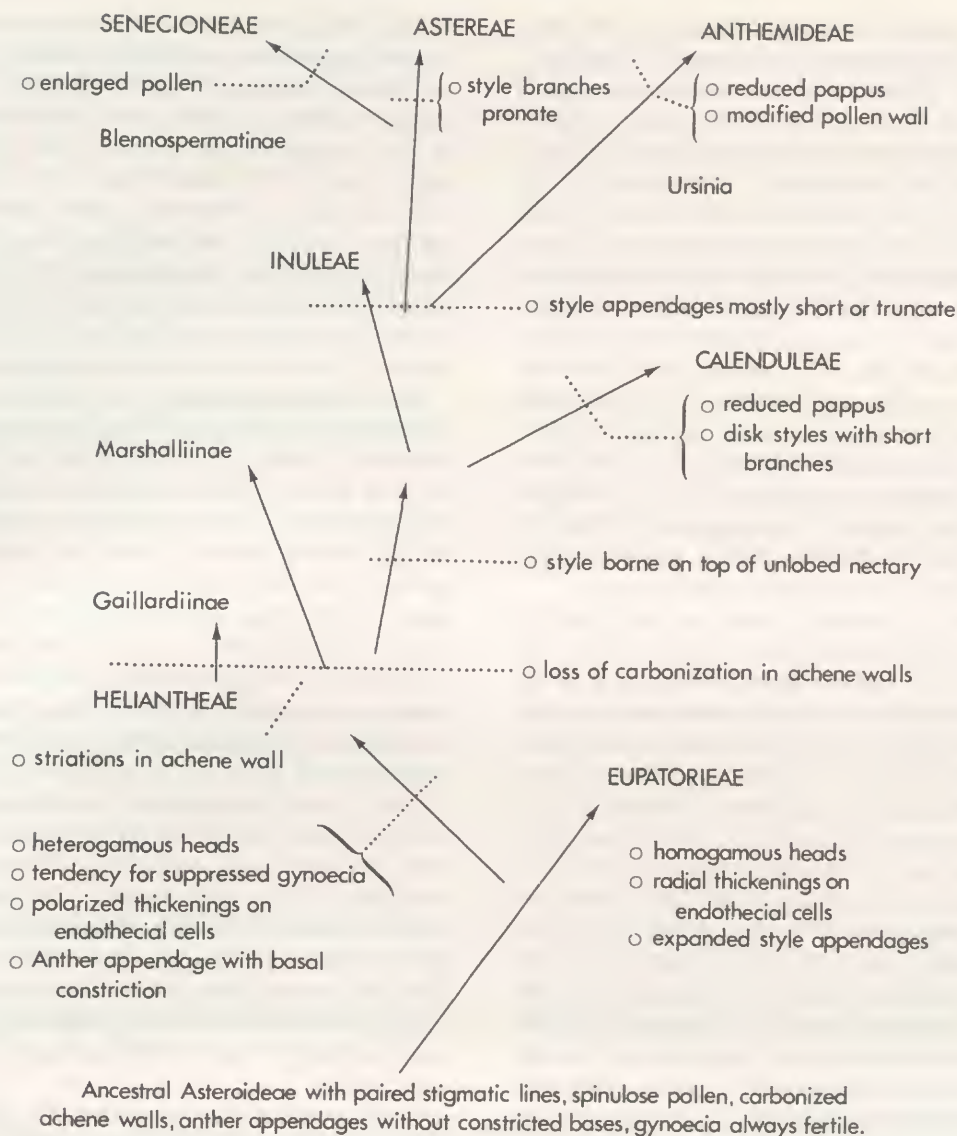


FIGURE 2. Schematic representation of relationships in the subfamily Asteroideae (from H. Robinson, 1981).

form, in the Vernoniae there is sometimes marked differentiation in the achenes (H. Robinson, 1979, *Heterocypsela*). It is also notable that one of the characters held in common by the tribes, the capillary pappus, is considered the primitive form in the family by H. Robinson (1981).

On the basis of the foregoing, the Eupatorieae is considered to belong to the subfamily Asteroideae, with the tribes Heliantheae, Inuleae, Calenduleae, Astereae, Anthemideae, and Senecioneae, but there remains the problem of the position of the Eupatorieae within that subfamily. Cronquist's (1955)

views on the ancestral position of the Heliantheae in the family are still widely accepted (Cronquist, 1977; Turner, 1977), and can be analyzed within the context of the two subfamily concept. The Cronquist concept can be considered partially nullified by the foregoing subfamily alignment and is further nullified by the artificiality of some of the tribal concepts accepted by Cronquist. Further problems arise from the realization from detailed studies that no tribe is sufficiently generalized to be ancestral to any other. The most important considerations, however, are those evident from the present study of the

Eupatorieae and the concurrent studies of the Heliantheae by H. Robinson (1981) and H. Robinson et al. (1981). Cronquist (1955) argues the primitiveness of the Heliantheae mostly on the basis of a series of characters that seem pre-selected for their occurrence in the Heliantheae. Two characters that have a stronger theoretical basis are the five-parted pappus which more closely resembles the calyx from which it is supposedly derived, and the presence of paleae which represent the bracts that would subtend each flower in any compound inflorescence. Regarding the pappus, the capillary form proves to be much more widely distributed in the Heliantheae than realized by Cronquist, and is regarded as primitive in that tribe and in the family by H. Robinson (1981). The paleaceous receptacle in its most highly developed form seems to be specialized within the Heliantheae (H. Robinson, 1981), and in its less specialized form it occurs in the Eupatorieae.

A number of characters can be interpreted as showing the Eupatorieae more primitive than the Heliantheae, and some of these are indicated in the accompanying diagram of the Asteroideae phylogeny that is accepted here. The heads of the Eupatorieae are discoid with all flowers bisexual. Those cases of differentiated peripheral flowers such as *Microspermum* and *Praxeliopsis* involve no loss of anthers. Cronquist (1955) has suggested that such heads represent a loss of rays in the Asteraceae, and that radiate heads are primitive in the Asteraceae. While Cronquist may be correct, there is no real evidence of radiate ancestry for the Eupatorieae, and Cronquist's arguments are the opposite of his assumptions in the same paper regarding the direction of evolution in the pappus. In a related character, there are no suppressed gynoecia in the Eupatorieae. Such non-functional gynoecia are restricted in the Asteraceae to a few genera of the tribe Mutisieae and to the tribes of the Asteroideae above the level of the Eupatorieae. Such gynoecia occur to some extent in all the tribes of the advanced Asteroideae, either within heterogamous heads or in male heads of dioecious species.

The Eupatorieae and Heliantheae are the only tribes of the Asteraceae having phytomelanins in the wall of the achene. The resulting black layer in the Eupatorieae is uninterrupted or only interrupted along the ribs. In the Heliantheae the achene walls have specialized lines interrupting the phytomelanin which are referred to as striations by H. Robinson (1981). Such striations are sufficiently widely distributed in the Heliantheae to be considered basic

to that tribe, being found in many subtribes of both the paleaceous and epaleaceous series.

The endothelial cells of the Eupatorieae are the most consistently radial in their design of any tribe in the Asteraceae. As a result, they most closely approximate the ancestral functional form found in most families of flowering plants with functional valves. In contrast, the endothelial cells of the Heliantheae are almost all polarized with reduced numbers of thickenings. As such, the endothelial cells of the Heliantheae are specialized, and the few radial forms in the tribe seem to be secondarily derived.

The anther appendages of the Eupatorieae are flat and broad with cells not divergent, or are sometimes reduced or lacking. In this respect the appendages are like those of most members of the subfamily Cichorioideae. In the Heliantheae, with few exceptions, and in all other tribes of the Asteroideae, the anther appendages are constricted at the base. In most Heliantheae the appendages are expanded above the base with diverging cell patterns. The condition of the Cichorioideae and the Eupatorieae seems to be primitive in the Asteraceae, with the constricted appendages being specialized in the Heliantheae and other advanced Asteroideae.

There is one final character that may reflect a more primitive position for the Eupatorieae. Paired separate stigmatic lines are basic to the subfamily Asteroideae, and no tribe shows these separated lines more consistently than the Eupatorieae. In the Eupatorieae there are often glands in the space between the lines, a condition not found in any other tribe. There are no reversions to a single continuous stigmatic surface as in some Heliantheae, Senecioneae, and Inuleae.

There is some indication that the space between the stigmatic lines is developmentally related to the origin of the style appendage. In female flowers of many advanced Asteroideae, there is no appendage, and the stigmatic lines connect across the apex of the style. It is in the Eupatorieae that the stylar appendage reaches its highest development, often becoming the most prominent and colorful part of the inflorescence. While such a style appendage is specialized in itself, it is, nevertheless, the least efficient of the mechanisms adopted by the Asteraceae for the prevention of self-pollination, and it seems unlikely that it would have evolved from any form that was as efficient as that in the advanced Asteroideae such as the Heliantheae and the remaining tribes.

The Eupatorieae are considered here to be like all



other tribes of the family, being too specialized to serve as the ancestor of any other tribe. However, the point of departure of the Eupatorieae is believed to be below the point of divergence of the Helian-

theae from the remaining Asteroideae, and close to the point of divergence of the Asteroideae and Cichorioideae.

## THE STRUCTURE OF THE EUPATORIEAE

Members of the Eupatorieae are mostly perennial herbs or shrubs, a few such as *Fleischmannia microstemon*, *F. sinclairii*, and *Brickellia diffusa* are annuals, and some species of *Critonia* and *Kaunia* are small trees. Six genera, *Mikania*, *Tuberostyles*, *Neomirandea*, *Gongrostylus*, *Hughesia*, and *Standleyanthus*, have developed an epiphytic habit. In *Neomirandea* some species appear to have reverted to deep humus substrates, and they have extensive prop-root systems. One of the later species, *N. panamensis*, is an arborescent perennial herb up to 13 m tall.

The stems of the Eupatorieae differ from those of some tribes such as the Senecioneae, and resemble those of the Heliantheae by the position of the resin ducts between the vascular bundles rather than directly outside of them (Col, 1904). The pith may be solid, but is often fistulose. The condition is often stable within genera (*Matudina* versus *Eupatoriastrium*). Chambering of the pith is often prominent, and the septae can persist in considerably enlarged stems (*Neomirandea*). Solereder (1908) suggested possible anomalous secondary growth in *Mikania*, but Carlquist (1965, 1966) who reviewed the stem anatomy found no unique features in the vascular tissue of the tribe. According to Carlquist, the vessel elements are short and broad with large intervascular pits in the liana *Mikania cordifolia*, and the strands of axial parenchyma have cells as long as wide. Narrow vessels and prominent growth rings are found in a more xeric type such as *Brickellia*. Carlquist (1965) indicates that width of rays, presence or absence of procumbent cells in addition to erect ones in rays, relative height of rays, and notably short and narrow or wide and long vessel elements, might be useful in distinguishing species.

The Eupatorieae is one of the few basically opposite-leaved tribes of the Asteraceae. Some scattered groups in the tribe have strictly alternate leaves (most of *Decachaeta*, one species of *Guevaria*, *Chromolaena stachyophylla*, and members of the Liatrinae). Among the opposite-leaved genera, the upper leaves and bracts of the inflorescence often become alternate. Almost all the upper leaves are alternate in *Neohintonia*, and alternate branching of the inflorescence is characteristic of *Austroeupatorium* and some species of *Heterocondylus*. The opposite-leaved condition is perpetuated into the inflorescence in most species of *Chromolaena* and many other genera, and is seen in the head structure

of *Mikania* and some *Ophryosporus*. True verticillate-leaved species include many members of *Mikania* and *Neomirandea costaricensis*. The verticillate leaves of some *Eupatorium* and *Sclerolepis* seem developmentally related to the sessile or subsessile lobed or tripartite forms found in related species. Basal rosettes are characteristic of the Liatrinae, and are found to a lesser extent in other isolated genera such as *Eupatorina*, *Bishopiella*, *Ciceronia*, *Antillia*, and *Gyptis*.

The leaves are variable in form from sessile to long-petiolate, but as in all members of the family, there is at least a minimal wing on the petiole and between any segments which reflects a basically sessile and simple form. Variation in the petiole occurs in all groups of the tribe, but sessile leaves or broadly winged petioles are particularly common in the Ayaninae, and long petioles are particularly common in the Hebecliniinae.

Leaf blades are predominantly simple, ovate, or elliptical types with variations from entire to strongly dissected. Dissection may involve broad lobes (*Carterothamnus*, some *Hofmeisteria*, one *Lomatozona*), linear lobes (*Acanthostyles* and some *Eupatorium*) or bipinnatifid blades (*Gyptis pinnatifida*). The most dissected lobes in the tribe occur in the calcicolous *Eupatorina* of Hispaniola. In *Grazielia gaudichaudiana*, the blade varies from finely serrate to bipinnatifid (Malme, 1933: 42, fig. 7). Venation of the blades may be palmate or pinnate, but there is a strong tendency for a trinervate condition from near the base. The venation varies within many genera. Ducts occur along the veins in many genera (especially prominent in *Morithamnus*). Only in *Critonia* are vesicles prominent in the areoles between the veins, where in some members they form translucent or even lens-like spots.

The inflorescence of the Eupatorieae is usually a flat-topped or dome-shaped corymbose panicle. Central heads may mature slightly after the peripheral ones, but more often they mature first. The cymose sequence is often reflected in the structure of the branching and is either restricted to the branches as in *Condylidium* or may extend to the whole inflorescence as in *Ageratum*. The cymose maturation is particularly notable in *Liatris* where the apical heads of the spicate inflorescence mature first. Heads in extreme cases may be sessile in rounded clusters (*Neohintonia*, *Mexianthus*, *Sphaereupatorium*) or may be single and large on long pe-

duncles (*Hofmeisteria* and *Brickellia monocephala*). The major groups of *Mikania* have been classically distinguished by their corymbose, thyrsoïd, and racemose or spicate inflorescence branches.

The involucre of the Eupatorieae is traditionally characterized as imbricate, subimbricate, or eximbricate. The three types prove to be subject to considerable interpretation, and there is an additional type found in the Adenostemmatinae. The imbricate form has been restricted in the past to groups called the "Cylindrocephalae" and some members of the Critoniinae with a cylindrical involucre of strongly overlapping bracts in many series of gradually increasing lengths. The distinctive appearance derives from the fact that the bracts of some genera dehisce rather than spread on drying. Many members of the tribe show the same cylindrical appearance when alive. Within the imbricate group is a truly natural element, the Praxelinae, in which all the involucre bracts are completely deciduous. The relationship includes a few genera such as *Praxelis* which do not usually have cylindrical involucre and which are not in the traditional Cylindrocephalae. The subimbricate involucre has bracts progressively longer in overlapping series, but at least the outer bracts spread at maturity and do not fall. Examples are common in the Critoniinae, Ayapaninae, Alomiinae, Hebecliniinae, and Fleischmanniinae. The eximbricate form has bracts of subequal lengths which spread at maturity and at most a few inner ones are deciduous. Examples are most common in the Gyptidinae, Ageratinae, and Oxylobinae. The involucre types may vary considerably within genera, although general trends may be evident through whole groups at the subtribal level. The involucre of the Adenostemmatinae is distinct from all others in the tribe by the indistinct non-articulate bases of the bracts, and by the partial fusion of many of the members.

The receptacle varies in shape and in cellular differentiation. The most distinctive form occurs in the Adenostemmatinae where the tissue between the individual achene scars is not sclerified and where the whole structure is able to change shape. The scars shift in position as the receptacle matures. In most other Eupatorieae the surface between the achene scars is completely sclerified and often forms distinct ridges or in some such as *Piptothrix areolare* forms short spines. In the extreme sclerified condition, most species of *Hebeclinium* have no central pith in the receptacle. Receptacles of many Eupatorieae have paleae arising from junctures between

the flowers. The paleaceous species are rarely closely related to each other (*Eupatoriastrium*, *Matudina*, *Idiothamnus*, one species of *Gyptidium*, several species of *Chromolaena*, some *Ageratum*, *Jaliscoa*, *Blakeanthus*, *Ferreyrella*, *Isocarpha*, *Lepidesmia*, *Parapiqueria*, and *Acritopappus*). Such forms seem to represent an erratic capacity in the Eupatorieae for revival of this suppressed structure. The paleae of two genera, *Oaxacania* and *Carterothamnus*, seem to represent a very different form where each palea is closely paired with a flower and when pulled from the head carries a flower with it. Receptacles of many Eupatorieae have hairs or small chaff. Such hairs are more common, but not entirely consistent, in the Hebecliniinae. Some other comparatively unrelated genera such as *Urolepis* of the Gyptidinae and *Polyanthina* of the Ayapaninae also have prominent hairs. In *Neomirandea* and *Neocabreria*, the presence or absence of receptacular hairs is correlated with hairs on the inner surface of the corolla. The shape of the receptacle in the tribe is usually flat or slightly convex. A low-conical shape occurs in many members of the Gyptidinae and Ageratinae, and in one species of *Aristeguietia* in the Critoniinae. A high-conical to columnar shape occurs in *Praxelis* and *Eupatoriopsis* in the Praxelinae and *Isocarpha* in the Ayapaninae.

The heads of the Eupatorieae may contain from one flower to many hundred flowers. The genera having clusters of single-flowered heads (*Mexianthus* and *Neohintonia*) are both members of the *Koanophyllon* relationship in the Critoniinae, but they nevertheless show many differences in other details. Other genera with small numbers of flowers may have the number fixed, and in *Stevia* with five, *Mikania* with four, and *Piqueria* with three to five, the number is identical to the number of involucre bracts. The highest number with such floret-number stability seems to be 20 which occurs in six of the seven species of *Lourteigia*. The extremely high flower numbers occur in various distantly related groups such as *Polyanthina* of the Ayapaninae, *Eupatoriastrium* of the Critoniinae, and *Hofmeisteria* of the Hofmeisteriinae.

Corollas are whitish, reddish, or bluish, but so far as known, never yellowish in the Eupatorieae. References to yellowish flowers on label data in many Alomiinae seems to derive from the yellowish pollen that often coats the surface of the large style branches. All flowers are perfect and fertile. True rays are lacking, but peripheral flowers may be differentiated. The peripheral corollas are slightly zy-

gomorphic in *Bartlettina tuerckheimii* and *Ferreyrella peruviana*, and the outer lobes or outer part of the limb are greatly expanded in *Praxeliopsis* and *Microspermum*. The peripheral flowers are differentiated by lack of a pappus in some species of *Trichogonia* and *Fleischmannia*. Differentiation of flowers in the heads of many *Stevia* was shown to follow a definite sequence by B. Robinson (1930*d*). He noted the usual pattern of heterocarpy involving an idiocarp with a partly or completely reduced pappus in the flower subtended by the outermost bract. The remaining adelphocarps are usually alike, but sometimes differences occur in the second or third achene according to a two-fifths sequence around the circle of flowers.

Corollas of the tribe are funnelform to tubular with or without a distinct basal tube. The base of the corolla is fused to the top of the achene in *Teixeiranthus*. The throat of the corolla is narrow and appears as a continuation of the basal tube in *Coretchamnium*. The upper part of the corolla is somewhat constricted in most members of the Alomiinae. There are five lobes except in the minute species of the oligotypic genera *Itisia* and *Piqueriopsis* which have four lobes. The lobes are characteristically short with the exceptions of deeply cut narrow lobes in some species of *Mikania*, *Neomirandea*, and *Steyermarkina*. The lobes are usually without stomata, but these occur in some species of *Stomatanthus* of Africa and South America, and in four species of *Eupatorium* in North America. The cells of most corollas are narrow with obvious sinuous vertical walls, but some species of *Mikania* and most species of *Neomirandea* have large quadrate cells with mostly straight walls. The species with such cells seem to be restricted to moist and often epiphytic habitats. Corolla cells never contain obvious druses or other complex raphids, but rarely very simple crystals are seen. The inside surface of the corolla is usually glabrous, but *Stevia*, *Steyermarkina*, *Neocabreria*, some *Neomirandea*, some *Hebeclinium*, and others have hairs. Papillae on the inner surface in *Eitenia* are sometimes long and hair-like along the veins. In *Gardnerina* there are hairs restricted to the area of the insertion of the filament. In *Cronquistianthus korthalsianus* the inner surface of the corolla near the base of the anther has a pair of crests formed by invaginations of the inner surface. In *Mikania houstoniana* and its close relatives there is a characteristic wrinkling of the inner surface where the inner layer of cells expands more than the outer layer of the corolla.

The filaments are usually inserted above a slightly to strongly narrowed tube. In *Urbananthus*, *Teixeiranthus*, and *Isocarpha megacephala*, the insertion is near the base. In *Praxeliopsis* the filaments are reduced to short collars inserted just below the bases of the spreading lobes. In *Polyanthina* the corollas are so narrow that the insertions of the filaments are staggered at various levels.

The lower part of the filament is usually elongate and smooth. In various genera such as *Phania*, *Praxeliopsis*, or some *Cronquistianthus* the collar is mounted almost directly on the corolla. In a few genera such as *Piqueria* and *Ellenbergia*, the lower filament is papillose or pubescent.

The anther collar shows more variation in the Eupatorieae than in any other tribe of the Asterales (Fig. 3). Cells in the lower part are usually short, and those of the upper part elongate. The intercellular walls are usually thin or show slight nodular thickenings. In *Ageratina*, *Hebeclinium*, and *Neomirandea* and various of their relatives the collars are elongate with great numbers of quadrate cells, and there are usually few ornate thickenings on the walls. *Fleischmannia* shows the opposite extreme with few or no quadrate cells and with very prominent transverse annular thickenings that cover the outer walls. In the Praxelinae the lower part of the collar is usually enlarged with very short cells where the direction of the annular thickenings varies between cells often being oblique or vertical. The pattern of thickenings of the collar cells in its extreme forms is taxonomically useful, members of the Gypsidinae, Ageratinae, and Fleischmanninae having strongly annulate thickenings and the Hebeclininae and Oxylobinae having almost none. In the Critoniinae there is variation in some genera. Prominent annular thickenings in the collar are known in a few genera outside of the Eupatorieae such as *Chrysactinium* of the Liabeae, *Adenocaulon* of the Mutisiae, and *Pinillosa* of the Heliantheae.

The stamens remain included in the corolla in most members of the tribe, but are characteristically exerted in *Mikania*, and are partially exposed in the deeply lobed species of *Neomirandea* and *Steyermarkina*.

Endothelial cells of the tribe are almost all subquadrate with nodular thickenings evenly distributed on horizontal and vertical walls. The cells tend to be more elongate in a few genera such as *Ageratina*. In *Carphochaete* and *Hofmeisteria* the cells may be elongate and some horizontal walls have fewer thickenings. Thickenings on the en-

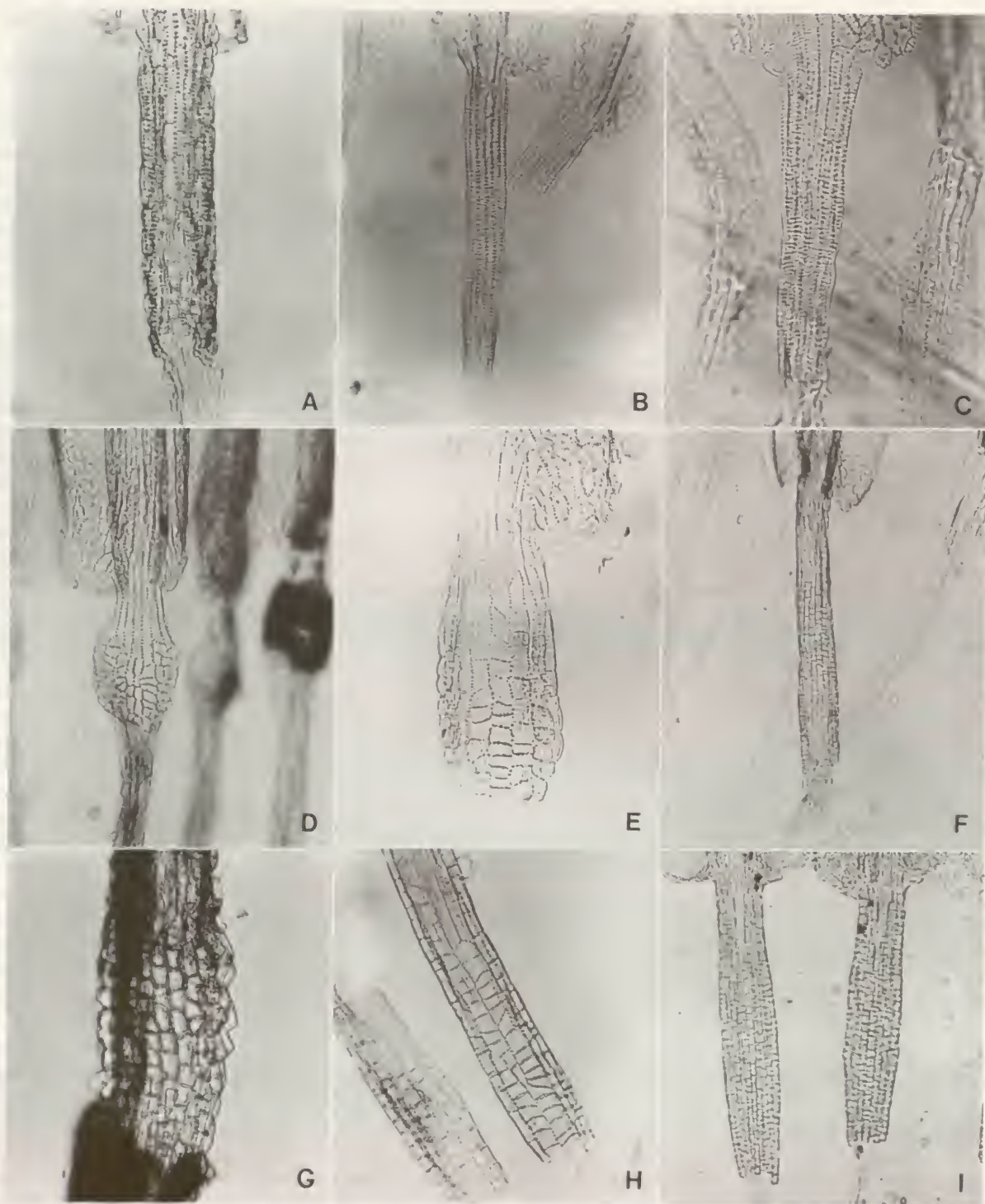


FIGURE 3. Anther collars.—A. *Trichogonia menthaefolia* Gardner,  $\times 145$ .—B. *Fleischmannia cookii* (B. Robinson) R. King & H. Robinson,  $\times 135$ .—C. *Fleischmannia gentryi* R. King & H. Robinson,  $\times 210$ .—D. *Praxelis asperulacea* (Baker) R. King & H. Robinson,  $\times 100$ .—E. *Chromolaena chasei* (B. Robinson) R. King & H. Robinson,  $\times 190$ .—F. *Bartlettina breedlovei* R. King & H. Robinson,  $\times 100$ .—G. *Mikania cyanosma* Urban & E. Ekman,  $\times 160$ .—H. *Ageratina cardiophylla* (B. Robinson) R. King & H. Robinson,  $\times 220$ .—I. *Spaniopappus bucheri* (B. Robinson) R. King & H. Robinson,  $\times 140$ .

dothelial cells of most other tribes differ from those of the Eupatorieae by being polarized. The Vernoniaeae, *Munnozia* subgenus *Kastnera* of the Liabeae, and isolated genera such as *Dahlia*, *Lasthenia*, *Pinillosa*, the members of the Ambrosiinae, most members of the Rudbeckiinae, and some species of *Melampodium* in the Heliantheae have similar radial thickenings, but these differ from those of the Eupatorieae in details.

The anther appendage in the Eupatorieae is flat with two layers of cells. It is often hollow in the mature state. A pair of flanges on the inner surface may be present as extensions of the inner valves of the anther thecae, and between the flanges there is sometimes a prominent groove that may end in an apical emargination. In some genera such as *Diacranthera*, *Trichogoniopsis*, and some *Ophryosporus* the retuse appendage may be divided into two completely separate lobes. The appendage is usually oblong-ovate, but seems to show strong predisposition to reduction in the tribe. The appendage is shortened or lacking in such genera as *Adenostemma* of the Adenostemmatinae, *Ciceronia*, *Ophryosporus*, and *Koanophyllon* of the Critoniinae, *Praxeliopsis* of the Praxelinae, *Decachaeta* of the Hebelcliniinae, *Ageratella* of the Alomiinae, *Gongrostylus* of the Ayapaninae, *Diacranthera* of the Gyptidinae, many genera such as *Phania*, *Ellenbergia*, *Piqueria*, *Phalacraea*, *Piqueriopsis*, and *Ascidiogyne* of the Ageratinae, and two species of the isolated genus *Hofmeisteria*. The appendage is unusually indurated in one species of *Microspermum*, and is unusually lobed and narrowed in some *Praxelis*. The appendage is characteristically rather obovate with a crenulate distal margin in *Stevia* and *Metastevia*. In *Lasiolaena morii*, the mature appendage is very fragile and deciduous (King & Robinson, 1979f).

The nectary surrounds the style base and the style is fully immersed in most genera of the Eupatorieae. There is some elevation of the style in a few genera such as *Praxeliopsis*, *Ageratina*, and *Carphochaete*. This contrasts with such tribes as the Heliantheae where the nectary is usually strongly lobed and the style base is never completely immersed, or the more advanced Asteroideae such as the Astereae and Senecioneae where the style base is seated on top of the nectary. In all cases, the nectary has stomates which seem to function as secretory pores. The surface of the nectary is usually glabrous, but has hairs on the tip in *Sciadocephala amazonica*. The only other known example of a pubescent nectary in the

family is in one species of *Eremanthus* in the Vernoniaeae.

The style furnishes the most important distinguishing characters of the tribe, especially the pubescent bases, the consistency of separation of the stigmatic lines, and the great enlargement of the style appendages. Outside of the Eupatorieae, hairs are known on the style base only in three genera, *Arnica*, *Chaenactis*, and *Chamaechaenactis*, in the subtribe Chaenactidinae of the Heliantheae (H. Robinson, 1981). In the Eupatorieae such pubescence is common, and hairs on the style are characteristic of some groups such as the Eupatoriinae and many genera of the Alomiinae. Pubescence on the style base is variable within some genera such as *Ayapanopsis*, *Heterocondylus*, and *Isocarpha* of the Ayapaninae. The occurrence of hairs on the style is widely distributed in the tribe, and the potential for such hairs seems basic to the tribe. Hairs occur on the shaft of the style in some *Adenostemma* species and in *Stylotrichum*, and both hairs and slender stalked glands are seen on the style shaft in *Sartorina* of the Fleischmaniinae.

The style base of the Eupatorieae may bear a node or enlargement independently of the presence of hairs (Fig. 4). Such basal nodes are often sharply defined and are usually constant within genera or groups of genera. Nodes are particularly prominent in *Gongrostylus* and other Ayapaninae and in many Alomiinae. *Praxeliopsis* of the Praxelinae has a well-developed node in a subtribe where stylar nodes are otherwise lacking. A node is present in most Oxylobinae and is absent in the Critoniinae. The node is usually absent in the Gyptidinae, but occurs in a few genera (including *Dasycondylus* and all but one species of *Campuloclinium*). The node in the Eupatorieae does not seem to function as in many Heliantheae where it enlarges belatedly and helps break the base of the corolla away from the achene.

The style branches have stigmatic lines consistently separated and usually restricted to the basal half (Cassini, 1813; Chamberlain, 1891). The stigmatic lines are close together on the inner surface and reach near the tip in one genus, *Carphochaete*. In most members of the tribe the lines are widely separated, and in many genera from various subtribes there are glands on the inner surface between the lines, or above on the appendage. Glands have not been seen on the inner surface of the style branches in any other tribe of the Asteraceae. Glands on the outer surface of the style branches are known

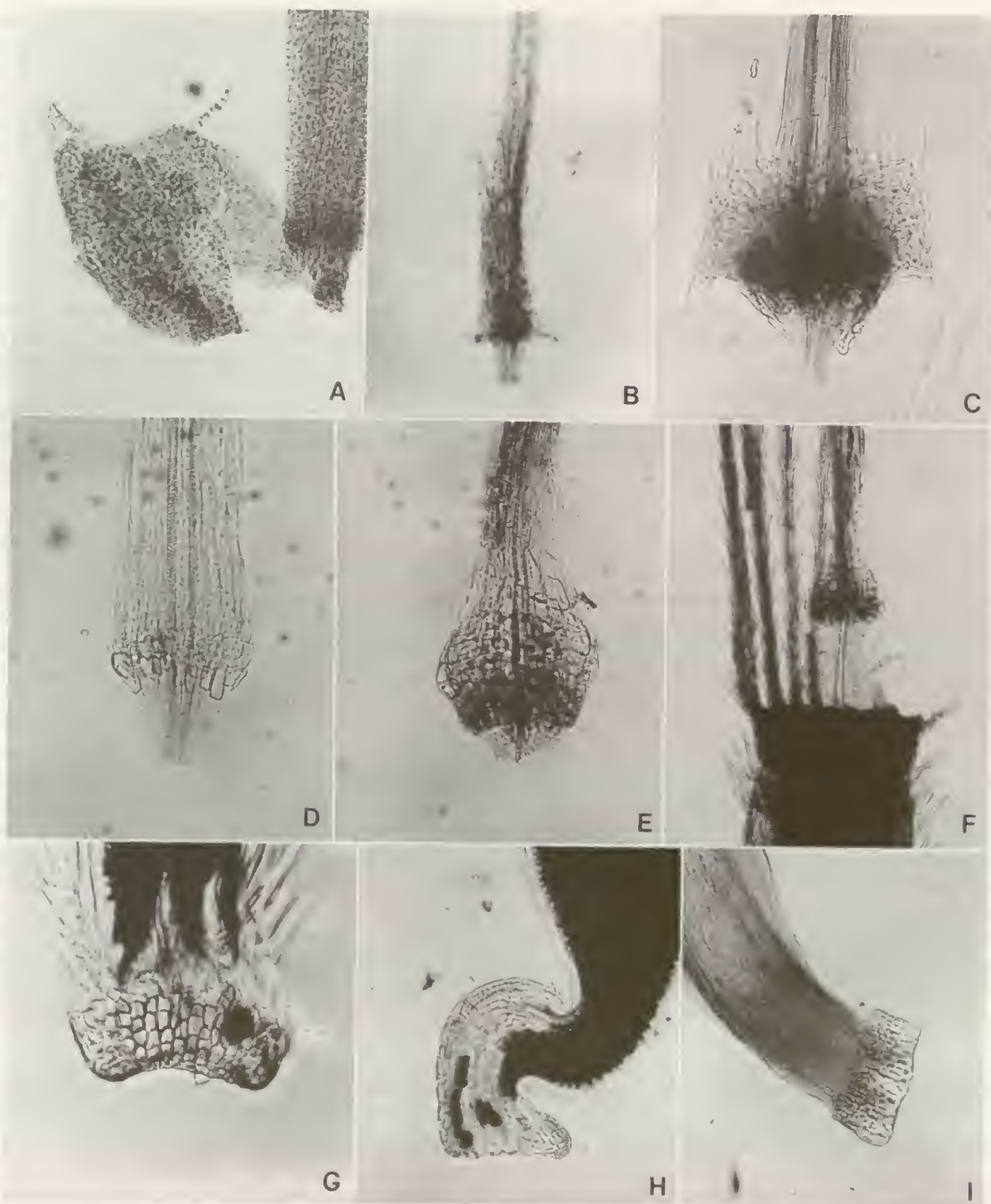


FIGURE 4. Style bases and carpodia.—A. *Sciadocephala amazonica* R. King & H. Robinson, style base showing part of originally surrounding nectary with hairs,  $\times 95$ .—B. *Austroeupatorium inulaefolium* (H.B.K.) R. King & H. Robinson,  $\times 55$ .—C. *Brickellia peninsularis* Brandege,  $\times 100$ .—D. *Ageratina camachensis* (Hieron.) R. King & H. Robinson,  $\times 110$ .—E. *Ageratina vernalis* (Vatke & Kurtz) R. King & H. Robinson,  $\times 200$ .—F. *Ageratina cardiophylla* (B. Robinson) R. King & H. Robinson, showing style only partially immersed in nectary and fragile pappus,  $\times 90$ .—G. *Trichogonia villosa* (Sprengel) Schultz-Bip.,  $\times 160$ .—H. *Piqueria trinervia* Cav., carpodium,  $\times 85$ .—I. *Ayapanopsis vargasii* R. King & H. Robinson, carpodium with basal row of enlarged cells,  $\times 60$ .

in a few other tribes, *Stokesia* of the Vernoniaceae, and a few members of the Ecliptinae of the Heliantheae, but such glands are found in only a few members of the Eupatorieae such as *Stylotrichum* and some species of *Mikania*. The style appendage is quite short in *Brickellia diffusa* of the Alomiinae and *Carphochaete* of the Ageratinae due to the elongation of the stigmatic lines. There is also a tendency for short spreading appendages in *Ayapana*, *Lepidesmia*, and *Isocarpha* of the Ayapaninae, which has contributed to the placement of some of these in the Heliantheae by some authors (B. Robinson, 1913a; Badillo, 1944b; Stuessy, 1977). In all other Eupatorieae, the appendage is at least as long as the stigmatic region, and in some it is strongly pigmented, lending much of the visible color of the inflorescence. Styles in the Eupatorieae are often at least as prominent as the rays in some Astereae, and they apparently function in a manner equivalent to colored rays or bracts. Style appendages of many Eupatorieae are somewhat flattened, with or without a clavate tip. The Alomiinae are distinct in the manner in which the thickened appendages are not flattened. Rather abruptly expanded clavate style tips are found in some Critoniinae such as *Fleischmanniopsis* and *Critoniadelphus*, and can be used to distinguish *Ophryosporus* from the genus *Mikania* which it sometimes resembles. Very large fusiform clavate tips are found on the styles of *Gongrostylus* of the Ayapaninae. Terete filiform style appendages are found in *Hebeclinium* of the Hebecliniinae and *Critoniella* and *Castenedia* of the Critoniinae.

The achenes of the Eupatorieae are usually prismatic with five ribs. *Brickellia*, *Liatris*, and the *Kanimia* part of *Mikania* have up to ten ribs, but these genera do not form a related group as treated by Bentham and Hooker (1873). The genera with flattened, mostly two-ribbed achenes such as *Macvaughiella*, *Oaxacania*, and *Eupatoriopsis* are also of diverse relationships in the tribe. The genus *Lourteigia* is unique in the tribe by the extreme constriction of the achene below the pappus. The surface of the achene may have biseriate hairs, capitate glands, various combinations of these, or may be glabrous. The characteristically biseriate hairs may be parted from near the base or even uniseriate in members of the Liatrinae.

Internally, the walls of the achenes in the Eupatorieae lack crystals. Such crystals are prominent in all other tribes of the family except the Heliantheae, and they are present in some members of the latter tribe. The achene walls have black or carbonized

resin-like deposits in the mature state in most genera of the Eupatorieae, and the deposits are formed around minute projections which appear as small pores. The punctations that result are usually randomly distributed, but are often in transverse rows in members of the Gyptidinae and Disynaphiinae. The punctations are unusually sparse in *Piqueria*, and carbonization and punctations seem to be entirely lacking in *Sartorina*. The only other tribe with such carbonized deposits associated with pitting is the Heliantheae (sensu H. Robinson, 1981). Many of the latter can be distinguished from the Eupatorieae by the presence of numerous clear longitudinal striations in the wall. The outer layers of the achene wall in the Eupatorieae expand at maturity to form a rind in the genus *Tuberostyles* and in some species of *Mikania*. In the type species of *Ascidiogyne*, the outer layer is expanded to form a large fluid-filled sac around the achene.

The carpopodium represents, in part, the abscission zone at the base of the achene, and it has a great variety of structure in the Eupatorieae (Fig. 5). It proved to be a particularly useful taxonomic character in the initial revisional study of the tribe by the present authors (King & Robinson, 1966). Many genera have distorted bases with sinuous traces and differentiated cells higher in one side, such as *Piqueria*, *Ageratum*, *Alomia*, *Flyriella*, *Condylidium*, and *Cronquistianthus*, but in the first two genera listed the character varies between species. *Guayana*, *Brickellia*, and *Praxelis* are examples where the basal opening is turned to one side. *Eupatorium*, *Conoclinium*, and *Sartorina* are among the genera with the carpopodium poorly differentiated or undifferentiated. Cell shapes produce elongate surface patterns in *Pleurocoronis* or many series of short cells as in *Hofmeisteria*. The cell walls may be thin as in *Ageratina*, *Trichogonia*, and *Barrosoa*, or thick as in *Fleischmannia*. In *Ayapana*, *Polyanthina*, *Ayapanopsis*, and *Gongrostylus* of the Ayapaninae the lowermost row of cells is much enlarged and differentiated. The cells above the carpopodium may collapse at maturity leaving a marked upper edge on the carpopodium as in *Fleischmannia* and *Campuloclinium*, or the carpopodium may be structurally continuous with the ribs of the achene as in *Barrosoa* and *Dasycondylus* of the Gyptidinae and many members of the Hebecliniinae.

The ovule in the Eupatorieae has a single lobe at the lower end. The surface cells of the lobe are often sclerified, but the ovule is unsclerified in some genera such as *Ayapana* and *Isocarpha*. The cells of the



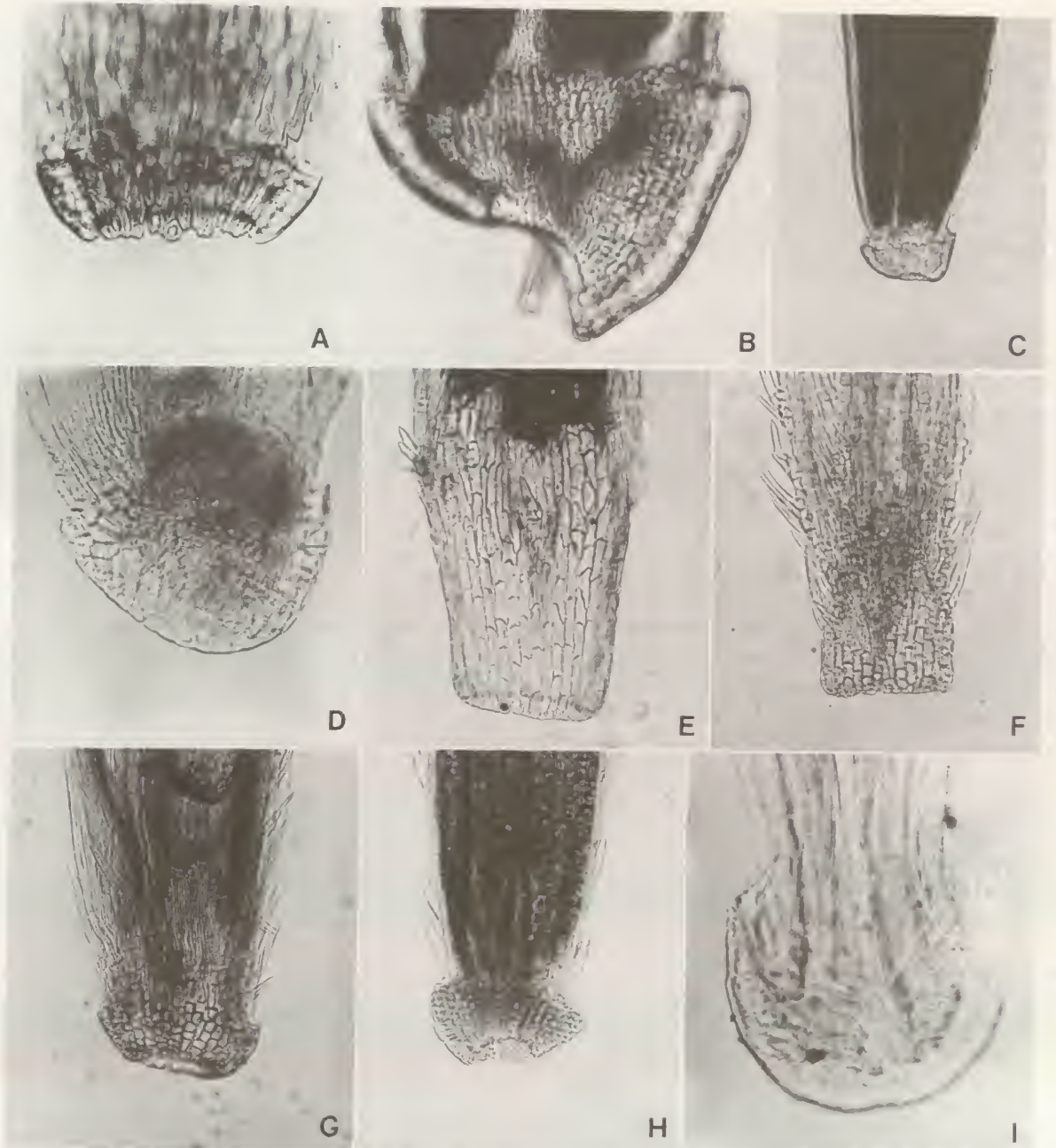


FIGURE 5. Carpopodia.—A. *Brickelliastrum fendleri* (A. Gray) R. King & H. Robinson,  $\times 140$ .—B. *Phanerostylis coahuilensis* (A. Gray) R. King & H. Robinson,  $\times 160$ .—C. *Fleischmannia guatemalensis* R. King & H. Robinson,  $\times 85$ .—D. *Praxelus asperulacea* (Baker) R. King & H. Robinson,  $\times 140$ .—E. *Ageratina apollinairei* (B. Robinson) R. King & H. Robinson,  $\times 200$ .—F. *Ageratina costaricensis* R. King & H. Robinson,  $\times 180$ .—G. *Ageratina brevipes* (DC.) R. King & H. Robinson,  $\times 180$ .—H. *Hofmeisteria schaffneri* (A. Gray) R. King & H. Robinson,  $\times 110$ .—I. *Pleurocoronis pluriseta* (A. Gray) R. King & H. Robinson,  $\times 190$ .

ovule surface never have thickenings of the type found in many Heliantheae (H. Robinson, 1981).

The pappus of the Eupatorieae is usually formed of many capillary bristles in one series, a form that

is considered primitive to the tribe. The pappus may be reduced to ten or five bristles, as in *Hofmeisteria* or some *Fleischmannia*, and it is reduced to five scales, a crown, or may be completely absent in

*Ageratum* and other genera. Individual species of some genera such as *Koanophyllon*, *Spaniopappus*, *Morithamnus*, and *Arrojadocharis* may have the pappus reduced or lacking. Pappus elements of *Pleurocoronis*, *Malperia*, and some *Hofmeisteria* are differentiated with scales above the flattened surfaces of the achene and awns above the ribs. There is a tendency for pappus setae to be congested and forming a partial second row in some genera such as *Mikania* and *Aristeguietia*. In the tribe only one species of *Asanthus* has the pappus characteristically multiseriate with over a hundred bristles.

The outer surfaces of the pappus setae are sometimes flattened as in *Brickellia* and some closely related genera. *Carminatia*, some species of *Brickellia*, and a few species of *Helogyne* of the Alomiinae, and *Liatris* of the Liatrinae have a plumose pappus. In *Helogyne* the bristles of some species have vascular traces reaching about half the length of the bristles. The tips of the pappus bristles are usually narrow with sharp apical cells. In various members of the Eupatoriinae, Gyptidinae, and Dysynaphiinae, the apical cells are rounded apically to bulbous. The tips of the pappus bristles are extremely enlarged in the genus *Amboroa*.

Pollen in the Eupatorieae is echinate, becoming almost smooth in one genus, *Hofmeisteria*. Some members of the tribe have notably short spines and seem to be primarily wind pollinated (Grashoff & Beaman, 1970; Sullivan, 1975). Pollen size on the average is perhaps smaller than that of any other tribe. In the Eupatorieae the pollen of most genera as measured in fresh preparations in Hoyer's solution is 18–25  $\mu\text{m}$  in diameter. Size may vary between related species in the Adenostemmatinae. In one of the distinctive generic-pairs in the tribe, pollen of 13–17  $\mu\text{m}$  diameter has been recorded in *Cartherothamnus* and 25  $\mu\text{m}$  diameter in the related *Oaxacania* (King & Robinson, 1970e). The largest pollen in the tribe, reaching ca. 35  $\mu\text{m}$ , is found in *Carphochaete*.

In internal structure the exine is caveate, the condition that is most common in the subfamily Asteroideae and which occurs sporadically in the Cichorioideae. Internal foramina are well developed in the columellae, a condition that is almost completely restricted to members of the subfamily Asteroideae (Skvarla et al., 1977).

PHYTOGEOGRAPHY

Previous to the present study, only the most general phytogeographical conclusions were possible regarding the Eupatorieae. These included the recognition of the predominantly Neotropical distribution of the tribe, and the identification of the distinctive genera *Adenostemma* and *Mikania* as two of the members that had entered the Eastern Hemisphere. General ranges of a few other distinctive genera such as *Stevia* and *Liatris* were known, and a number of small genera of limited distribution were accepted. A more meaningful understanding of the geography of the Eupatorieae has had to await the present detailed revision of the tribe at the subtribal and generic level. Some of the results have been included in the treatment of the tribe in the symposium on the *Biology and Chemistry of the Compositae* (H. Robinson & King, 1977), and in the *Boletín de la Sociedad Argentina de Botánica* issue honoring Dr. A. L. Cabrera (H. Robinson & King, 1980). Also, during the extensive taxonomic revisions of the authors, the phytogeographic aspects have been consistently noted, and the classic Arcto-Tertiary distribution of *Eupatorium* sensu stricto (King & Robinson, 1970*u*) was among the most significant of the initial discoveries.

The near restriction of the Eupatorieae to the Western Hemisphere clearly reflects the Neotropical origin that is assumed for the tribe. In its Neotropical or at least Western Hemisphere origin, the Eupatorieae parallels in various degrees the origins of two other tribes, the Heliantheae and the Liabeae. In the case of the Eupatorieae, the elements that have reached to Eastern Hemisphere include the pantropical *Adenostemma* with their sticky achenes highly adapted for distribution, *Mikaniae* of the widely distributed, scandent cordiformes group, and two genera of the subtribe Eupatoriinae which seem to have been favored for distribution by their geography. The case in the Heliantheae is somewhat parallel, with the pantropical Coreopsidinae noted for the barbed awns on their achenes which are highly adapted for distribution, and other elements such as the *Melanthera* and *Sigesbeckia* elements being either sticky or widely occurring. The Heliantheae show more intrusions into the Eastern Hemisphere, but their endemic elements in the Old World such as *Fitchia* and *Guizotia* can still be placed reasonably close to the New World groups, the Coreopsidinae and Milleriinae, from which they arose. The tribe Liabeae furnishes a different type of compar-

ison, having never extended its range beyond the Neotropical Region. The example of each of the other two tribes is significant. It is of interest that the Heliantheae, which is the only close relative of the Eupatorieae, would share the basically Western Hemisphere distribution. The comparatively unrelated Liabeae is instructive primarily through an analysis of the probable reason for its restricted distribution.

The poor representation of the Eupatorieae in the Eastern Hemisphere may have led previous students of the Asteraceae to the erroneous conclusion that the Eupatorieae was a tribe of comparatively recent origin, and the more restricted distribution of the Liabeae might have led to similar erroneous beliefs about that tribe. In both tribes there is ample evidence of age as great or essentially as great as other tribes of the Asteraceae, and both probably date back to the seemingly explosive expansion of the family during the Miocene that has been proposed on the basis of pollen evidence (Raven & Axelrod, 1974). Certainly, in the case of the Eupatorieae, there is ample evidence of many waves of dispersal and subsequent counter-dispersal within various independent elements of the tribe, many of these dispersals covering distances equal to or exceeding the distances to the Eastern Hemisphere. We contend that the causes of the comparative restriction of the Eupatorieae and Liabeae must be sought elsewhere. In this the example of the two genera in the subtribe Eupatoriinae reaching the Eastern Hemisphere seems most instructive.

For general purposes, one might recognize three basic corridors for distribution between the two hemispheres, the Bering corridor, the South Atlantic, and the Antarctic. Though the Eupatorieae have reached Chile in the form of at least three subtribes, it seems obvious that the Antarctic corridor has not been available to the tribe. Of the two remaining corridors, it seems notable that both have been used by the Eupatorieae, and genera involved in different corridors are members of the same subtribe, the Eupatoriinae. Part of the answer to this seems to lie in a geographic reality of the Western Hemisphere that reflected in what we have called the "Eastern Complex" of the Eupatorieae (H. Robinson & King, 1980). The subtribes Eupatoriinae, Gyptidinae, and Disynaphiinae form a related group that seems concentrated in both eastern South America, primarily Brazil, and eastern North America. In eastern South

America the group as represented by *Stomatantes* with a naturally favored position for distribution to Africa, and in the north it seems that such eastern elements actually are favored over western elements in distribution over the Bering corridor. Though not initially evident, it seems that *Eupatorium* sensu stricto entered Asia across the Bering Strait without crossing to the west of the Rocky Mountains or to the southern ranges of Alaska. The genus is not now known northwest of Alberta, Canada in North America. The success of the particular subtribe Eupatoriinae over others of the Eastern Complex might lie in a resistance to more extreme environmental conditions such as might be encountered in long-distance transport. Such resistance seems to be exemplified by the genus *Eupatorium* of the subtribe, which extends farther northward into the erroneously named North Temperate Zone than any other member of the tribe.

It is notable that those elements of the Eupatorieae which are widely distributed in, but primarily restricted to the western parts of North and South America, seem to have no access to the Eastern Hemisphere. It is further notable that the tribe Liabeae is restricted to precisely these areas, and probably originated in the area that is now the central Andes, in what was then probably the most isolated part of the Americas (H. Robinson, 1983).

The primary geographical fact of the Eupatorieae is its near restriction to the Western Hemisphere, but the second most significant geographical fact is the extent to which the tribe has prospered in that hemisphere. Not only widely distributed species, but numerous distinctive endemics are distributed in all the major areas inhabited by the tribe; genera of the Liatrinae in the southeastern United States, elements of the Alomiinae, Oaxacaninae, Hofmeisteriinae, Ageratinae, Trichocoroniinae, and Oxylobinae centering in Mexico; elements of the Critoniinae and the Neomirandinae in Central America; elements of the Critoniinae in the West Indies; genera of the Critoniinae, Ayapaninae, and Oxylobinae from the Andes; and numerous elements of the Gyptidinae, Eupatoriinae, Disynaphiinae, Praxelinae, Ageratinae, and Ayapaninae in Brazil. It is the capacity for the Ageratinae and Ayapaninae to produce isolated endemics in the remote and poorly explored savanna outliers along the southern edge of the Amazon Basin that has complicated the completion of the present study. It seems clear that the tribe has been well established and has become thoroughly diversified throughout its range to an extent

that a point of origin within that range is not clearly evident. Some elements in northern Mexico seem to show truncated ranges, suggesting that the tribe was probably more abundantly represented farther to the north in western North America in pre-Pleistocene times (H. Robinson & King, 1980).

Other phytogeographic conclusions regarding the Eupatorieae involve various individual elements of the tribe. The most important of these elements is that referred to here as the Eastern Complex. The Complex includes three subtribes, the Disynaphiinae which is restricted to eastern South America, and the Eupatoriinae and Gyptidinae which are both disjunct between eastern South America and eastern North America. Only specialized members of the Eupatoriinae, in *Eupatorium* section *Traganthes*, intrude into the intervening more tropical areas of the West Indies. The distribution pattern seems to reflect the basic physiographic realities of the Western Hemisphere where both continents have extensive geologically aged eastern parts and western parts dominated by younger cordilleras. Members of the Eastern Complex are notable for their specializations for savanna and scrub habitats which are common in the eastern parts of both continents. The three subtribes overlap geographically with other Eupatorieae such as the Praxelinae that also show adaptations to the savanna habit, but the three subtribes of the Eastern Complex share some structural and chemical trends, such as rounded apical cells on the pappus setae and presence of chromenes, which suggest the three are related in a larger major phyletic element of the tribe. Even if the character trends mentioned derive from intergeneric hybridization between three more basically distinct stocks, the phytogeographic pattern remains valid for some of the genetic traits.

The Gyptidinae is the largest element in the Eastern Complex, and seems to have undergone an explosive radiation in the area of Brazil. A few representatives of the subtribe have intruded into more western parts of North and South America, *Conoclinium* and *Tamauilpa* in Mexico, *Lourteigia* and *Conocliniopsis* in the Colombian and Venezuelan Andes, and *Neocuatrecasia* along the eastern escarpment of the Andes in Peru and Bolivia. Because of the specialization of the subtribe for terrestrial and often savanna habitats, the area of eastern Brazil northward into Bahia represents the isolated extreme of the available habitat, and many of the most extreme forms of the subtribe occur in the area of Bahia. This is in contrast to the situation in such

genera as *Mikania* where many common scandent forms reach Bahia from across the Amazon Basin to the north.

At least one subtribe, the Ageratinae, seems to represent a derivative of the Eastern Complex that has its center of distribution to the west in Central America and the Andes. *Ageratum* and many other genera of the subtribe are structurally close to the Gyptidinae, and chromenes like those seen in the Gyptidinae are reported for *Ageratum*. The Ageratinae tend to differ by the variously defective pappus, but some defective though never squamose forms are also present in the Gyptidinae in such genera as *Arrojadocharis*, *Agrianthus*, and *Morithamnus*, so that the character alone would not be given much credence. It is the basically different geographic distribution in combination with the pappus that marks the subtribe.

The two subtribes, Fleischmanniinae and Oxylobinae, which are mostly restricted to the mountainous western parts of North and South America, furnish the most striking contrast to the Eastern Complex. It is notable that the two western subtribes include species that closely resemble each other superficially, but that structural details and chromosome numbers of the two subtribes indicate that there is no close relationship. Both the Fleischmanniinae and Oxylobinae have ranges extending essentially unbroken from North America to the Andes of Argentina. Distinctive genera of the latter subtribe are found in both areas, suggesting that the distribution pattern antedated the existence of the land connection. Within the Oxylobinae, there is evidence of more recent migrations between North and South America, with *Oxylobus* extending from Mexico south as far as Colombia, and typical *Ageratina* which is concentrated in Mexico extending south as far as Chile. As with the Eastern Complex, north-south migrations within similar physiographic regions seem common, but east-west migrations are severely limited.

The tendency for the Eupatorieae to differ between Eastern and Western groups is also shown to some extent by the subtribe Alomiinae. The genus *Brickellia* is common in Mexico and the southwestern United States with one weedy species widely distributed throughout the Neotropical Region. A number of smaller genera of the group also occur in Mexico, and some show limited or truncated ranges suggesting previous wider distributions to the north. Less commonly recognized are the numerous elements of the subtribe in eastern South America, such

as *Dissothrix*, *Leptoclinium*, *Planaltoa*, and *Austrobrickellia*. These genera seem to represent an older migration pattern between western North America and eastern South America. It is within South America that the east-west pattern is evident in the subtribe, with only the divergent elements, *Crossothamnus* and *Helogyne* among the older elements occurring within, and west of, the Andean cordillera in Peru and Chile.

The possible effect of intergeneric hybridization and introgression has been alluded to in the discussion of the Eastern Complex. Such effects are suspected again in the Alomiinae as indicated in the chapter on chemistry and cytology, and as evidenced by the corolla form in typical *Alomia*. Nevertheless, the distinctive tubular corolla and expanded style of the Alomiinae reflect the basic phyletic and phylogeographic pattern of the subtribe. Effects of hybridization actually seem to be seen most clearly in the tribe in the West Indian members of the two subtribes Critoniinae and Praxelinae. The two subtribes share a strong tendency for deciduous involucre bracts, the Praxelinae being particularly distinct among Asteraceae by losing all the bracts at maturity. Both subtribes are distributed throughout the Neotropical Region, and some rather intermediate forms can be found in the West Indies and less commonly in Mexico. These northern forms related to the Praxelinae might initially be regarded as relicts of a more primitive element of the subtribe. However, an overview of both subtribes presents a totally different picture. The Critoniinae are concentrated in the more tropical parts of the Western Hemisphere including Central America, the West Indies, and northwestern South America. The Praxelinae has most of the genera and all but a comparatively few species restricted to Brazil and adjacent areas. Though the Praxelinae may possess some traces of older Critoniinae and Gyptidinae introgression, the Brazilian members form a very marked group with a series of well-defined characters. Reexamination of some of the intermediate elements in the West Indies, especially the genus *Osmiopsis*, shows the characters of the Praxelinae and of *Koanophyllon* of the Critoniinae mixed in various combinations that we can only interpret as secondary from various hybrid swarms. It is notable that *Osmiopsis* appears to be viable and persisting, as are the other intermediates, but it is also notable that there is no evidence of continuing production of hybrid swarms. It is our present interpretation that the Praxelinae started in eastern South America

where isolation from other elements of the Eupatorieae, including some Critoniinae, was stabilized through mostly species level sterility barriers. Expansion of the range of the Praxelinae northward into the West Indies is seen to have brought the subtribe into contact with members of the Critoniinae that were comparatively naive in their sterility barriers toward the new entrants. The period of naivete seems to have passed, but its progeny remain. The example is considered here as only the most obvious or recent of a series of similar events in the history of the tribe, resulting from expansions of previously geographically isolated groups into the same areas. There is ample evidence that the phenomenon is not restricted to the Eupatorieae, but that it is also common in the Heliantheae (H. Robinson et al., 1981). Senecioneae (H. Robinson & Brettell, 1974), and at one time occurred in the Liabeae (H. Robinson, 1983). In the latter case, the comparative lack of such hybridization has been suggested as a contributing factor to the comparatively limited success of the tribe (H. Robinson, 1983).

In spite of the suspicion that hybridization may be a major factor in the successful explosive evolution of the Asteraceae, and perhaps many other families of flowering plants, the characters continue to reflect valid phytogeographic patterns that can be studied and can reveal major historical facts about the groups involved. But it is also important to realize that such hybridization does not occur so often that large genera and generic complexes cannot be maintained among the plants and recognized by botanists.

It is the phytogeographical complexities in the Eupatorieae within subtribes and even genera that adds to the impression of considerable age for the tribe. The Hebeclininae are basically a group occurring in northern South America, Central America, and Mexico, with one weedy species found throughout the Neotropical Region. The subtribe has two different numbers that show different geographical distributions. *Decachaeta*, *Matudina*, and part of *Bartlettina* have  $n = 16$  while the rest of *Bartlettina* and *Hebeclinium* have  $n = 10$ . The elements with  $n = 16$  are restricted to Mexico and Central America while all South American elements and all known samples of *Hebeclinium* regardless of geography have  $n = 10$ . The Neomirandinae are restricted to the most tropical parts of Central America and the northern Andes where they seem adapted to the moist forests as epiphytes and sec-

ondary terrestrials in humus. The group seems to owe its diversity in the restricted area to the seasonality of the species with staggered flowering periods. The Oaxacaniinae consists of two genera in restricted areas of Mexico, *Oaxacania*, a local endemic in an area southeast of Mexico City, and *Carterothamnus* which is endemic to a small area in southern Baja California. The two isolated genera give the impression of relicts. The pair of genera is of special interest because of the possession of the most highly developed paleae in the tribe, and the possibility that they represent the most primitive surviving element in the Eupatorieae. It does not seem likely that any of the above subtribes really reflects the origins of the tribe, but it does seem probable that each reflects elements of the tribe that originated in different parts of the American tropics and in different environmental regions, some dating back to the time a few million years ago when Mexico, the Chiapas-Guatemala region, the Costa Rican region, and the northern Andes were separated by water (Matthews, 1980).

Not all disjunct distributions are correlated with sufficient structural differences to be interpreted as relictual. There are a few erratic distribution patterns in the Eupatorieae that seem comparatively recent and worthy of special note. The genus *Guevaria* is restricted to the Andes of Ecuador and Peru and the closely related genera *Ferreyrella* and *Ellenbergia* are endemic to Peru. It seems anomalous, therefore, to find a closely related genus *Piqueriopsis* in a totally remote locality in Michoacan, Mexico, and another close relative, *Piqueriella* even farther away in the state of Ceará in eastern Brazil. Long distance dispersal seems the only explanation.

The genus *Steyermarkina* consists of three species in southern and central Brazil, and a fourth species restricted to an area in Venezuela draining into Lake Maracaibo. The specific differences are sufficient to rule out recent introduction, but are not sufficient to suggest long separation that might result from migration through suitable habitats to the west of the Amazon Basin. Long distance dispersal across the Amazon Basin seems most likely. Even though the Critoniinae, to which the genus belongs, are presumed to have started nearer Venezuela and to have migrated more recently to Brazil, the dispersal in *Steyermarkina* seems to have been from Brazil to Venezuela.

The genus *Idiothamnus* includes four species (King & Robinson, 1975v), and relationships of three of the species have been recognized since the work of

B. Robinson (1919a, 1930c) in spite of the scattered distributions. None of the species seem common in collections, but a number of specimens have been seen of *I. lilloi* from the eastern slopes of the Argentine Andes from Salta and Tucuman. Two specimens have been seen of *I. pseudorgyalis* from near Rio de Janeiro in Brazil. Only the type is known of *I. orgyaloides* from near Tarapoto in northern Peru, and *I. clavisetus* is represented by a few specimens from the northern coastal range in Venezuela. The disjunction of the genus may be partly the result of inadequate collecting, but a severe habitat restriction might also play a role. The species all have a look commonly associated with shrubs of temperate forests, and the general range of the genus seems to be entirely within the distribution of the more temperate forest areas in South America.

A final notable feature of the Eupatorieae is the many species that have achieved wide distribution, many having become thoroughly weedy. *Ageratum conyzoides* has become a pantropical and pansub-tropical weed, and two species of *Ageratina*, one species of *Chromolaena*, and an *Austroeupatorium* are adventive in the Eastern Hemisphere where they seem to be expanding their range. *Fleischmannia microstemon* has apparently become adventive in West Africa, and is a weedy annual in the Neotropical Region. Successful adventives and naturally occurring Eupatorieae in the Eastern Hemisphere include representatives of at least six of the subtribes, and at least four other subtribes have weedy representatives in the Western Hemisphere. Most major elements of the tribe seem capable of producing weedy species.

The basis for the successful distribution of individual species or groups of species may or may not be obvious. The sticky knobs of the *Adenostemma* achene can easily account for the pantropical distribution of the genus and the wide distribution of

many species, but the slightly differently formed glandular knobs of the closely related *Sciadocephala* have apparently had no such beneficial effect. The species of the cordiformes group of *Mikania* have expanded their available habitat by their scandent habit, and they may also come in more contact with birds that could distribute their achenes. Many of the remaining weedy species of Eupatorieae are aided by removal of limitations imposed by dependence on pollinators. This is particularly true of the many apomictic forms such as *Chromolaena odorata*, *C. ivaefolia*, *C. laevigata*, *Praxelis pauciflora*, and others in the Praxelinae, *Ageratina adenophora* and the triploid *A. riparia* in the Oxylobinae, and various species of *Stevia* in the Ageratinae. To the same end result, such species as *Fleischmannia microstemon* and *Brickellia diffusa* have become self-pollinating annuals, in the former case with a simplified chromosome complement. In both these cases, the species are freed even from the need to correlate their time of flowering. There remain a few widely distributed species that seem to have little evident advantage over their less widely distributed relatives. *Conocliniopsis prasiifolia* is common in the Andes of Venezuela and adjacent Colombia, and occurs widely again in eastern Brazil, but its principal advantage over members of the closely related Gyptidinae of the genus *Barrosoa* seems to be a sometimes polyploid chromosome number. *Hebeclinium macrophyllum*, which occurs throughout most of the Neotropical Region, seems to differ from its closest relatives in *Hebeclinium* in Colombia, Ecuador, and Venezuela mostly in a greater density of glandular punctations.

Many additional phytogeographic patterns can be recognized in the Eupatorieae, and these are noted under the genera or generic groups where they are found.

## KEYS TO THE GENERA OF THE EUPATORIEAE

The following keys to the genera of the Eupatorieae attempt to use obvious rather than technical characters where possible, and in all cases when it can be done easily, the use of characters requiring the compound microscope is deferred to later points in the key. Where microscopic characters are used, an effort is made to correlate with other characters. Receptacle surface characters are also omitted as much as possible from initial stages in keys because of the possible need to destroy single heads on a specimen.

The most technical of the following keys is that to subtribes, where a number of exceptions are not accommodated because of the extensive parallelisms between the subtribes. Nevertheless, for those users able to determine the subtribe, the keys to genera within each subtribe are the most accurate

in the treatment. In contrast, the overall key to genera is patterned broadly on the more workable characters in the artificial keys by B. Robinson (1913a) to genera of the Eupatorieae and to species groups of *Eupatorium* sensu lato in various countries. Our key to all the genera makes extensive use of multiple entries, and provides some indication, when compared with B. Robinson's keys, of the artificiality and present dispositions of the elements of the traditional genera. As a further aid to users of this treatment, four keys are provided to genera in major geographic areas, Mexico, the West Indies, Colombia, and Brazil. The latter keys provide some important additional character combinations. With the use of the keys and the illustrations, all genera of the tribe should be identifiable with a reasonable amount of effort.

## KEYS TO THE GENERA OF THE EUPATORIEAE

## ARTIFICIAL KEY TO THE GENERA OF THE EUPATORIEAE

1. Involucral bracts herbaceous and non-articulated at base; receptacle unsclerified between the areoles, changing shape on drying ..... 2
2. Pappus lacking ..... 3. *Gymnocoronis*
- 2'. Pappus of 3 or 5 viscid-tipped knobs ..... 3
3. Viscid tips of pappus elements spherical, not extending downward on outer surface of knob; pappus of 5 knobs; anther appendage as long as wide ..... 2. *Sciadocephala*
- 3'. Viscid tips of pappus elements extending downward on outer surface of knobs; pappus usually of 3 knobs, rarely 5; anther appendage about half as long as wide ..... 1. *Adenostemma*
- 1'. Involucral bracts sclerified or articulated at base; receptacle sclerified or paleaceous between areoles ..... 4
4. Peripheral flowers of head with greatly expanded ray-like limbs consisting only partly of lobes ..... 64. *Microspermum*
- 4'. Peripheral flowers of head not ray-like, any asymmetry consisting exclusively of larger lobes ..... 5
5. Minute plants with 4-lobed corollas and 4 stamens in flowers ..... 6
6. Achenes with 4-5 ribs; style appendages pointed, tapering ..... 65. *Iltisia*
- 6'. Achenes with 8-10 ribs; style appendages rounded at tip, not tapered ..... 56. *Piqueriopsis*
- 5'. Plants with 5-lobed corollas and 5 stamens per flower ..... 7
7. Anther appendages half as long as wide or less, sometimes totally lacking ..... 8
8. Plants repent with a series of small rosettes, inflorescence of clustered heads scapose on peduncles that are shorter than the leaves; outer wall of achene sometimes expanded into a fluid-filled sac ..... 48. *Ascidiogyne*
- 8'. Plants not repent with a series of rosettes, with inflorescence usually exceeding the leaves; outer surface of achene never forming a fluid-filled sac ..... 9
9. Pappus lacking ..... 10
10. Heads with paleae, at least among outer flowers ..... 11
11. Leaves spirally inserted; receptacle highly conical, with paleae only on lower part ..... 32. *Arrojadocharis*
- 11'. Leaves opposite, at least below; receptacle paleaceous throughout ..... 12
12. Leaves linear; style base with hairs ..... 78. *Parapiqueria*
- 12'. Leaves ovate or elliptical; style base without hairs ..... 54. *Ferreyrella*
- 10'. Heads without paleae ..... 13
13. Plants rosulate with a scapose inflorescence ..... 110. *Hartwrightia*
- 13'. Plants not rosulate or scapose ..... 14
14. Corolla lobes broadly triangular, smooth on inner surface; tips of style branches rather abruptly broadly clavate ..... 15
15. Leaves strictly alternate; leaves and inflorescence covered with colored glandular punctations ..... 164. *Erythradenia*
- 15'. Leaves usually opposite or closely spirally inserted; leaves and inflorescence not covered with colored glandular punctations ..... 16



16. Involucral bracts eximbricate, subequal; anther appendage essentially lacking ..... 146. *Ophryosporus*  
 16'. Involucral bracts weakly to strongly subimbricate, unequal; anther appendages distinct ..... 122. *Koanophyllon*
- 14'. Corolla lobes oblong-triangular, papillose on inner surface; tips of style branches not clavate or gradually broadened from base of appendage ..... 17
17. Heads with 3–5 involucral bracts and an equal number of flowers; filaments of anthers mamillate to pubescent in lower part; walls of achenes with sparse internal micropunctations ..... 57. *Piqueria*
- 17'. Heads with more than 5 involucral bracts, with number of flowers not equal to bracts; filaments of anthers smooth in lower part; walls of achenes with internal micropunctations densely spaced ..... 18
18. Involucral bracts weakly overlapping, with acute tips; corolla tubes with gland-tipped hairs ..... 19
19. Leaves repand-dentate to pinnatifid; throat of corolla gradually funnelliform, with a few hairs inside near bases of filaments; achenes glabrous ..... 51. *Gardneria*
- 19'. Leaves crenate to serrate; throat of corolla broadly campanulate, without hairs inside; achenes with setulae on sides ..... 45. *Phalacraea*
- 18'. Involucral bracts distinctly overlapping, with rounded or denticulate apices; corolla tubes without gland-tipped hairs ..... 20
20. Achenes with 8–10 ribs; corollas with 4 lobes ..... 56. *Piqueriopsis*
- 20'. Achenes with 5 ribs; corollas with 5 lobes ..... 21
21. Heads with 15–40 flowers; receptacle conical; corollas with basal tube bearing non-glandular hairs; base of plant decumbent ..... 53. *Guevaria*
- 21'. Heads with ca. 8 flowers; receptacle slightly convex; tubes of corollas glabrous; base of plant erect ..... 55. *Piqueriella*
- 9'. Pappus present ..... 22
22. Peripheral flowers of head with greatly expanded outer lobes; anthers inserted high in corolla at bases of lobes ..... 157. *Praxeliopsis*
- 22'. Peripheral flowers of heads not asymmetrical; anthers inserted lower in corolla, not near bases of lobes ..... 23
23. Heads solitary on erect peduncles from intermittently congested groups of leaves in pseudowhorls ..... 178. *Hofmeisteria*
- 23'. Heads in complex inflorescences, peduncles not arising from pseudowhorls ..... 24
24. Pappus of 5 awns or squamellae ..... 25
25. Pappus of short fimbriate squamellae, with sinuous cell walls ..... 44. *Phania*
- 25'. Pappus with aristate squamellae, with cell walls not sinuous ..... 86. *Ageratella*
- 24'. Pappus of many usually capillary bristles ..... 26
26. Pappus bristles plumose ..... 24. *Trichogoniopsis*
- 26'. Pappus bristles not plumose ..... 27
27. Plants rosulate ..... 118. *Ciceronia*
- 27'. Plants not rosulate ..... 28
28. Heads with paleae, leaves opposite ..... 123. *Eupatoriastrum*
- 28'. Heads without paleae or with leaves alternate ..... 29
29. Style base with hairs ..... 30
30. Style appendages with enlarged tips; plants scandent ..... 72. *Gongrostylus*
- 30'. Style appendages not enlarged at tips; plants not scandent ..... 19. *Diacranthera*
- 29'. Style base glabrous ..... 31
31. Involucre eximbricate, bracts subequal ..... 32
32. Pappus of many short awn-like bristles; inner surface of corolla lobes papillose; inside of corolla with hairs at bases of filaments ..... 52. *Ellenbergia*
- 32'. Pappus of capillary bristles, nearly as long as corolla; inner surface of corolla lobes smooth; inside of corolla without hairs at bases of filaments ..... 146. *Ophryosporus*
- 31'. Involucre weakly to strongly subimbricate, bracts unequal ..... 33
33. Corolla with numerous hairs on inner surface; inflorescence with ascending, mostly subopposite to alternate branches ..... 149. *Neocabreria*
- 33'. Corolla without numerous hairs in inner surface; inflorescence with straight, usually opposite branches ..... 34
34. Pappus bristles slender, not contiguous, often fragile ..... 35
35. Involucral bracts usually persistent, often whitish; veins of corolla ending at sinus, not extending into lobes; anther thecae reddish; receptacle glabrous; leaves opposite ..... 120. *Fleischmanniopsis*
- 35'. Inner involucral bracts deciduous, bracts not whitish; veins of corolla extending into lobes; anther thecae pale; receptacle hirsute; leaves mostly alternate, opposite in one species ..... 163. *Decachaeta*

- 34'. Pappus bristles stout, contiguous, persistent ..... 36
36. Corolla funnellform; leaves with few to many hairs; involucre often weakly subimbricate ..... 122. *Koanophyllon*
- 36'. Corolla tubular; leaves without evident hairs on blade; involucre strongly subimbricate with deciduous inner bracts ..... 37
37. Leaves with numerous glandular punctations on lower surface; involucre bracts in 7-8 series, 3-4 series of short bracts at base ..... 116. *Adenocritonia*
- 37'. Leaves glabrous, without hairs or glands, sometimes with minute internal secretory cavities between veins; involucre bracts in 5-6 series ..... 38
38. Filaments of anthers inserted near base of corolla; achenes and corollas glabrous ..... 115. *Urbananthus*
- 38'. Filaments of anther inserted well above base of corolla; achenes with sparse glands and setulae; corolla lobes glanduliferous on outer surface ..... 114. *Critoniadelphus*
- 7'. Anther appendage nearly as long as wide or longer ..... 39
39. Achenes with 7-10 ribs, sometimes closely ribbed and appearing terete ..... 40
40. Heads with 4 subequal involucre bracts and 4 flowers ..... 168. *Mikania*
- 40'. Heads with more than 4 involucre bracts, usually more than 4 flowers ..... 41
41. Pappus of aristate awns with squamellate bases; style branches with stigmatic lines on inner surface, extending near to the tapering tip ..... 60. *Carphochaete*
- 41'. Pappus of capillary or plumose bristles; stigmatic lines lateral on style branches, not reaching near tip (except in *Brickellia diffusa*) ..... 42
42. Achenes obcompressed ..... 82. *Barroetia*
- 42'. Achenes prismatic or terete ..... 43
43. Style base with hairs ..... 44
44. Pappus with alternating larger and smaller bristles; heads with 4 flowers ..... 99. *Goyazanthus*
- 44'. Pappus with bristles essentially equal; heads with 5 or more flowers ..... 45
45. Pappus bristles not flattened on outer surface, not plumose; stems with densely spirally inserted filiform leaves ..... 98. *Pseudobrickellia*
- 45'. Pappus bristles flattened on outer surface, sometimes plumose; leaves often opposite, not filiform ..... 81. *Brickellia*
- 43'. Style base glabrous ..... 46
46. Style appendages longly clavate, with nearly smooth surface; corollas narrowly funnellform to tubular ..... 47
47. Leaves sessile, alternate or opposite, linear or squamulose; involucre bracts in 4 or more series ..... 87. *Asanthus*
- 47'. Leaves petiolate, opposite or whorled; involucre bracts in 2-3 series ..... 94. *Steviopsis*
- 46'. Style appendages linear, papillose; corollas distinctly funnellform ..... 48
48. Mature plants without basal rosettes, leaves not progressively smaller above base ..... 49
49. Pappus of 2-3 series, shorter in outer series; achenes densely setiferous; involucre subimbricate ..... 109. *Garberia*
- 49'. Pappus with 1-2 series of subequal bristles; achenes with numerous glands; involucre eximbricate ..... 27. *Vitsetia*
- 48'. Mature plants with basal rosettes, with progressively or abruptly smaller leaves above base ..... 50
50. Pappus plumose or strongly barbellate; inflorescence usually spiciform or racemiform; heads without paleae; corolla often with hairs inside, lobes long-lanceolate to linear-oblong ..... 105. *Liatris*
- 50'. Pappus bristles scabrous or barbellate; inflorescence corymbose or thyrsoid; heads often with a few paleae; corolla glabrous inside, with lobes triangular to oblong ..... 51
51. Pappus uniseriate; tip of anther appendage obtuse to rounded ..... 107. *Trilisa*
- 51'. Pappus in ca. 2 series; tip of anther appendage distinctly retuse ..... 52
52. Involucre with 15-40 closely overlapping bracts in 3-4 series; achenes densely setuliferous; flowers 12-35 in a head ..... 108. *Carphephorus*
- 52'. Involucre with 5-10 loosely overlapping bracts in 2-3 series; achenes with sparse short setulae and numerous glands; flowers 5-10 in a head ..... 106. *Litrisa*
- 39'. Achenes with 2-5 ribs ..... 53
53. Pappus of squamellae, crowns, winged aristae, 1-2 long bristles, numerous short bristles less than one-half as long as the corolla, or lacking ..... 54
54. Heads with 5-6 subequal involucre bracts in 1 series, with 4-6 flowers; corollas densely hirtellous on inner surface; anther appendages obovate or elliptical with crenulate distal margins ..... 55
55. Achenes with bulging sides, all with no pappus; heads with 4-5 flowers ..... 59. *Metastevia*
- 55'. Achenes narrow with straight sides, some or all in each head with a pappus ..... 58. *Stevia*

54'. Heads with more or less than 4–6 involucre bracts or flowers; corollas not hirtellous on inner surface, usually glabrous; anther appendages oblong or ovate, not elliptical or obovate .....	56
56. Pappus completely lacking, achene with at most an upper callus rim .....	57
57. Heads with paleae .....	58
58. Achenes compressed; leaves alternate, with sinuously lobed margins .....	179. <i>Oaxacania</i>
58'. Achenes prismatic; leaves mostly opposite, without sinuously lobed margins .....	59
59. Receptacle conical or columnar .....	60
60. Heads becoming elongate with a columnar receptacle; style appendages widely diverging; style base usually enlarged .....	80. <i>Isocarpha</i>
60'. Heads not becoming elongate; receptacle conical; style appendages erect or scarcely spreading, prominent; style base not enlarged .....	43. <i>Ageratum</i>
59'. Receptacle plane or low-convex .....	61
61. Corolla continuous with wall of achene, achene without apical callus .....	50. <i>Teixeiranthus</i>
61'. Corolla not structurally continuous with outer wall of achene, intervening apical callus present .....	62
62. Stems with few to many holes; style base enlarged; inner surface of corolla lobes densely papillose .....	172. <i>Jaliscoa</i>
62'. Stems without holes; style base not enlarged; inner surface of corolla lobes not papillose .....	63
63. Achenes with symmetrical carpopodium; leaves with a mixture of sessile and stipitate minute glands; cells of anther collar with weakly ornamented walls .....	46. <i>Blakeanthus</i>
63'. Achenes with asymmetric contorted carpopodia; leaves with glands uniform, obscure, or lacking; cells of anther collar with dense annulate thickenings on walls .....	41. <i>Acritopappus</i>
57'. Heads without paleae .....	64
64. Outer involucre bracts subfoliaceous; style base with a prominent hairy node .....	101. <i>Planaltoa</i>
64'. Outer involucre bracts not foliaceous; style base glabrous .....	65
65. Leaves alternate .....	66
66. Plants rosulate, with scapose inflorescence .....	110. <i>Hartwrightia</i>
66'. Plants with leafy stems, not rosulate; inflorescence not scapose .....	67
67. Lobes of corolla obscured by dense non-glandular pubescence; shaft of style glabrous; herbs .....	23. <i>Trichogonia</i>
67'. Lobes of corolla not obscured by non-glandular pubescence; shaft of style pubescent; shrubs .....	34. <i>Stylotrichium</i>
65'. Leaves mostly opposite .....	67
68. Aquatic plants, with broadly sessile leaves .....	67. <i>Shinnersia</i>
68'. Plants not aquatic, with petiolate leaves .....	69
69. Leaves fleshy or subcoriaceous; plants often epiphytes on mangroves .....	152. <i>Tuberostylis</i>
69'. Leaves herbaceous or membranaceous; plants not epiphytes .....	70
70. Achenes with blunt, peg-like setulae on sides .....	90. <i>Alomia</i>
70'. Achenes glabrous or sparsely scabrid on ribs .....	71
71. Involucre subimbricate, with bracts strongly unequal; corolla with veins of tube and lower throat strongly thickened; style base with expanded node above nectary .....	76. <i>Alomiella</i>
71'. Involucre bracts eximbricate, equal or subequal; style base not enlarged .....	72
72. Involucre bracts with rounded apices; leaves distinctly acuminate; carpopodium symmetrical .....	49. <i>Cavalcantia</i>
72'. Involucre bracts pointed; leaves not acuminate; carpopodium asymmetrical .....	43. <i>Ageratum</i>
56'. Pappus present .....	73
73. Style branches terete, with stigmatic lines toward inside surface; style base with distinct glabrous node .....	74
74. Involucre bracts strongly unequal in length; pappus with long awns; corollas glabrous on inner surface; stigmatic lines reaching near apex of style branch .....	60. <i>Carphochaete</i>
74'. Involucre bracts subequal; pappus without long awns; corolla pubescent inside; stigmatic lines ending near middle of style branch .....	62. <i>Revealia</i>
73'. Style branches usually flattened, at least on inner surface, with stigmatic lines along lower lateral margins; style base with or without node .....	75
75. Involucre bracts distinctly and regularly subimbricate in many unequal series, with inner bracts often deciduous .....	76
76. Involucre with bracts all deciduous, rarely 1–2 persistent at base, not spreading with age, remaining appressed until loss .....	77
77. Achenes obcompressed, with asymmetric carpopodia; receptacle columnar; leaf blades oblong-ovate with simple serrate margins .....	155. <i>Eupatoriopsis</i>

- 77'. Achenes prismatic, with obsolete carpodium; receptacle with floriferous portion flat; leaf blades often lobed to bipinnatifid ..... 156. *Lomatozona*
- 76'. Involucre with at least lower bracts persistent ..... 78
78. Involucral bracts with broad tips; pappus a series of short scales; leaves strictly opposite; South American plants ..... 42. *Radlkoferotoma*
- 78'. Involucral bracts with narrow tips; pappus with bristles or awns; leaves usually alternate; Mexican plants ..... 79
79. Leaves narrow and sessile ..... 88. *Malperia*
- 79'. Leaves petiolate with distinct blade ..... 80
80. Heads with paleae ..... 180. *Carterothamnus*
- 80'. Heads without paleae ..... 81
81. Achenes with setulae restricted to ribs, carpodium with small subquadrate cells in many tiers; heads solitary on erect peduncles, usually arising from intermittent congested groups of leaves in pseudowhorls ..... 178. *Hofmeisteria*
- 81'. Achenes with dense pubescence on lateral surfaces between ribs; carpodium with elongate cells in radiating pattern; heads in branching inflorescence ..... 89. *Pleurocoronis*
- 75'. Involucral bracts eximbricate or weakly subimbricate, often subequal, persistent ..... 82
82. Pappus an indurated crown, papillose with densely projecting cell ends; leaves linear, in whorls ..... 68. *Sclerolepis*
- 82'. Pappus thin or smooth; leaves opposite or alternate ..... 83
83. Plants with leaves in dense spirals, not decrescent above ..... 84
84. Leaves large and fleshy, with veins not prominulous on surface; heads with ca. 100 flowers ..... 30. *Morithamnus*
- 84'. Leaves less than 3 cm long, with veins prominulous on surface; heads with less than 40 flowers ..... 85
85. Leaves scale-like, erect-spreading or appressed; style shaft glabrous; heads sometimes with paleae ..... 31. *Agrianthus*
- 85'. Leaves not scale-like, spreading; style shaft pubescent; heads without paleae ..... 34. *Stylotrichium*
- 83'. Plants with leaves opposite or laxly alternate, often decrescent above ..... 86
86. Receptacle conical ..... 87
87. Base of achene not slender, with asymmetrical carpodium; style appendages linear ..... 43. *Ageratum*
- 87'. Base of achene narrowed, stipitate, with symmetrical carpodium; style appendages broad, often clavate ..... 88
88. Involucral bracts glabrous externally; corolla glabrous; carpodium minute; anther collar greatly broadened below ..... 25. *Platypodanthera*
- 88'. Involucral bracts with hairs or glands externally; corolla lobes usually with hairs or glands; carpodium much enlarged, short-cylindrical, much larger than scars on receptacle; anther collar cylindrical ..... 36. *Campuloclinium*
- 86'. Receptacle plane or slightly convex ..... 89
89. Heads with paleae ..... 90
90. Involucre eximbricate, with subequal bracts; inner surface of corolla lobes densely papillose; cells of anther collar without dense thickenings on walls ..... 172. *Jaliscoa*
- 90'. Involucre weakly subimbricate, with some shorter outer bracts; inner surface of corolla lobes smooth or weakly mamillate; cells of anther collars with dense annular thickenings on walls ..... 91
91. Style branches diverging, appendages tapering; leaves herbaceous; base of style enlarged above nectary ..... 79. *Lepidesmia*
- 91'. Style branches erect or converging, linear; leaves firm to coriaceous; base of style not enlarged ..... 92
92. Leaves densely inserted on stem, with longitudinal venation; tips of involucral bracts and paleae enlarged and ornate ..... 47. *Scherya*
- 92'. Leaves usually laxly inserted on stem, with pinnate or trinervate venation; tips of involucral bracts and paleae not enlarged or ornate ..... 41. *Acritopappus*
- 89'. Heads without paleae ..... 93
93. Heads each single-flowered, grouped in spherical clusters ..... 132. *Mexianthus*
- 93'. Heads with 3 or more flowers, not in spherical clusters ..... 94
94. Plants rosulate or subrosulate, with branching scapose inflorescence ..... 117. *Antillia*
- 94'. Plants not rosulate, with inflorescence not scapose ..... 95
95. Achenes flattened, with 2 ribs and 2 bristles ..... 63. *Macvaughiiella*
- 95'. Achenes prismatic ..... 96
96. Plants weakly herbaceous; lobes of corolla smooth on inner surface; carpodium with lowest tier of cells distinctly larger ..... 97
97. Leaves simple, toothed; style base not enlarged; heads solitary on long erect peduncles ..... 66. *Trichocoronis*
- 97'. Leaves dissected; style base enlarged above nectary; heads scattered in diffuse inflorescence ..... 77. *Monogereion*

- 96'. Plants shrubs or subshrubs; lobes of corolla densely papillose on inner surface; carpodium without enlarged lower tier of cells ..... 98
98. Corollas with ampliate throats and narrow basal tubes; base of style enlarged above nectary ..... 170. *Oxylobus*
- 98'. Corollas narrowly funnellform in tube and throat; base of style not or slightly enlarged ..... 99
99. Corolla lobes triangular, slightly longer than wide; roughened or papillose on outer surface; involucre weakly subimbricate ..... 174. *Spaniopappus*
- 99'. Corolla lobes oblong, distinctly longer than wide, smooth on outer surface; involucre eximbricate ..... 61. *Cronquistia*
- 53'. Pappus of 5 or more capillary bristles more than one-half as long as the corolla ..... 100
100. Pappus with plumose bristles (see also members of *Brickellia* and *Liatris* with 8-10-ribbed achenes) ..... 101
101. Corollas tubular ..... 102
102. Pappus coalesced at base, falling as a unit; leaf blades with truncate bases; style branches not clavate; corollas with few or no glands ..... 95. *Carminatia*
- 102'. Pappus bristles not coalesced at base, not falling as unit; leaf blades with tapering base; style branches long-clavate; corollas glanduliferous externally ..... 103. *Helogyne*
- 101'. Corollas funnellform ..... 103
103. Corollas with upper throat and lobes obscured by dense pubescence; stems with distinct ribs ..... 23. *Trichogonia*
- 103'. Corolla with only glandular punctations on lobes; stems without distinct ribs ..... 24. *Trichogoniopsis*
- 100'. Bristles of pappus not plumose ..... 104
104. Achenes strongly obcompressed, with asymmetrical carpodia ..... 105
105. Leaves with prickles on tips of lobes; pappus bristles flattened on outer surface; style base with hirsute node; receptacle slightly convex ..... 82. *Barroetea*
- 105'. Leaves without prickles on tips of lobes; pappus bristles not flattened on outer surface; style base glabrous, without node; receptacle high-conical or columnar ..... 106
106. Achenes with 3-4 ribs; pappus of ca. 40 bristles nearly as long as the corolla ..... 153. *Praxelis*
- 106'. Achenes usually with 2 ribs; pappus of less than 10 bristles or shorter bristles ..... 107
107. Pappus of 5-8 stout bristles, sometimes with interspersed slender bristles ..... 158. *Eitenia*
- 107'. Pappus of numerous short bristles ..... 155. *Eupatoriopsis*
- 104'. Achenes prismatic, with 4-6 ribs ..... 108
108. Pappus with bristles of two different sizes intermixed, often alternating ..... 109
109. Heads with 6-8 flowers; leaves opposite; pappus with only 5 longer bristles ..... 96. *Dissothrix*
- 109'. Heads with 4 flowers; leaves mostly alternate; pappus with numerous alternate bristles ..... 99. *Goyazianthus*
- 108'. Pappus without two distinct sizes of bristles intermixed in one series, sometimes with shorter bristles in outer series ..... 110
110. Individual pappus bristles easily deciduous, fragile (see also *Decachaeta* with short anther appendages) ..... 111
111. Heads with paleae ..... 112
112. Involucre eximbricate with 15-20 bracts in ca. 2 series; heads with 11-25 flowers ..... 172. *Jaliscoa*
- 112'. Involucre with more than 75-125 bracts in many series, enclosed in many series of subinvolucral bracts; heads with ca. 200 flowers ..... 166. *Matudina*
- 111'. Heads without paleae ..... 113
113. Base of style densely hirsute ..... 114
114. Corolla tubular; style appendage long-clavate, nearly smooth ..... 100. *Leptoclinium*
- 114'. Corolla with ampliate throat and narrow basal tube; style appendage not clavate or clavate only at tip, papillose ..... 26. *Neocuatrecasia*
- 113'. Base of style glabrous ..... 115
115. Involucre distinctly and regularly subimbricate with bracts of graduated lengths; cells on inner surface of corolla lobes mostly elongate ..... 116
116. Pappus bristles with slightly but distinctly broadened tips ..... 134. *Peteravenia*
- 116'. Pappus bristles not broadened at tips ..... 117
117. Style base with enlarged node above nectary; style branches with long-projecting papillae; carpodium with lowest tier of cells much enlarged ..... 69. *Ayapana*
- 117'. Style base not enlarged; style branches smooth or with short dense papillosity; carpodium without larger cells in lowest row ..... 118

118. Lobes of corolla smooth; corolla not noticeably expanded at base of throat; style branches smooth; cells of anther collars without dense annular thickenings on walls ..... 129. *Lorentzianthus*
- 118'. Lobes of corolla papillose by projecting upper ends of cells; corolla slightly but distinctly expanded at base of throat; style branches densely short-papillose; cells of anther collars with dense annulate ornamentation ..... 111. *Fleischmannia*
- 115'. Involucre eximbricate or weakly and irregularly subimbricate with a few shorter outer bracts; cells on inner surface of corolla lobes mostly isodiametric ..... 119
119. Plants without leaves at anthesis, with thickened stems; corolla lobes roughened on outer surface by projecting ends of cells ..... 173. *Pachythamnus*
- 119'. Plants with leaves at anthesis; corolla lobes smooth on outer surface ..... 120
120. Style base with distinct enlarged node above nectary; style branches and usually inner surface of corolla lobes papillose ..... 121
121. Achenes with carpopodium distinct ..... 169. *Ageratina*
- 121'. Achenes without carpopodium or with obsolete carpopodium ..... 171. *Piptothrix*
- 120'. Style base without nodular enlargement; style appendages and inner surfaces of corolla lobes smooth to slightly mamilllose or prolate ..... 122
122. Stems and leaves with yellowish granular pubescence; throats of corollas strongly campanulate ..... 177. *Jaramilloa*
- 122'. Stems and leaves without yellowish granular pubescence; throats of corollas funnelform ..... 176. *Kaunia*
- 110'. Pappus bristles persistent, not easily deciduous ..... 123
123. Involucre with all bracts deciduous leaving a bare receptacle; bracts not spreading, remaining appressed until lost; heads often cylindrical when dry ..... 124
124. Receptacle with floriferous portion conical; carpopodium asymmetrical, turned toward inside ..... 153. *Praxelis*
- 124'. Receptacle with floriferous part flat; carpopodium symmetrical ..... 125
125. Corolla lobes broadly triangular, as wide as long; style branches with broadened tips, mostly smooth ..... 159. *Osmiopsis*
- 125'. Corolla lobes longer than wide; style branches not broadened at tip, usually densely papillose ..... 154. *Chromolaena*
- 123'. Involucre with at least outer bracts persistent, some or all bracts spreading when aged or dried ..... 126
126. Heads sessile in dense spherical clusters ..... 127
127. Individual heads with 1 flower; leaves mostly alternate ..... 133. *Neohintonia*
- 127'. Individual heads with many flowers; leaves mostly opposite ..... 124. *Sphaereupatorium*
- 126'. Heads not sessile in dense spherical clusters ..... 128
128. Heads with paleae ..... 129
129. Leaves scale-like, inserted in a dense spiral ..... 31. *Agrianthus*
- 129'. Leaves not scale-like, mostly opposite ..... 130
130. Throat of corolla expanded from a narrow basal tube; inner surface of corolla lobes slightly to strongly papillose; involucre bracts subequal in length ..... 131
131. Heads with 50–80 flowers; base of style without enlarged node above nectary; cells of anther collar with dense annular thickenings on walls ..... 15. *Gyptidium*
- 131'. Heads with 11–25 flowers; base of style with enlarged node above nectary; cells of anther collar without annular thickenings on walls ..... 172. *Jaliscoa*
- 130'. Corolla funnelform without extremely narrowed basal tube, basal tube not closely investing shaft of style; inner surface of corolla lobes smooth; involucre bracts subimbricate ..... 132
132. Heads with 10–20 flowers; leaves pinnately veined ..... 131. *Idiothamnus*
- 132'. Heads with 100–300 flowers; leaves trinervate ..... 133
133. Involucre enclosed in many series of densely imbricated subinvolucre bracts; stems with solid pith; anther appendages longer than wide ..... 166. *Matudina*
- 133'. Involucre without imbricated subinvolucre bracts; stems fistulose; anther appendages shorter than wide ..... 123. *Eupatoriastrium*
- 128'. Heads without paleae ..... 134
134. Heads with four subequal involucre bracts and four flowers, sometimes with distinct subinvolucre bracts; plants often scandent ..... 168. *Mikania*
- 134'. Heads with more or less than four involucre bracts or flowers ..... 135
135. Pappus of 5–10 slender bristles ..... 136
136. Heads solitary on erect peduncles, arising from intermittently congested pseudowhorls of leaves; leaves lobed or dissected ..... 178. *Hofmeisteria*

136'. Heads in branching inflorescences, not arising from pseudowhorls of leaves; leaves toothed, not lobed or dissected	137
137. Involucre eximbricate; inner surfaces of corolla lobes densely papillose with isodiametric cells; cells of anther collar without annular thickenings; carpodium without projecting upper edge	169. <i>Ageratina</i>
137'. Involucre subimbricate; inner surfaces of corolla lobes with elongate cells; cells of anther collars with dense annular thickenings on walls; carpodium with distinct upper rim	138
138. Style base with distinct node above nectary; corolla lobes about twice as long as wide, smooth on inner surface	75. <i>Gynnocondylus</i>
138'. Style base without nodular enlargement above nectary; corolla lobes about as long as wide, papillose on cell ends	111. <i>Fleischmannia</i>
135'. Pappus with more than 10 bristles	139
139. Receptacle with hairs large or numerous	140
140. Involucre eximbricate with subequal or scarcely overlapping bracts	141
141. Heads with 20–25 flowers; pappus bristles with apical cells narrow and pointed; cells of anther collar without strong annulate thickenings on walls; corolla with funnellform throat	161. <i>Amolinia</i>
141'. Heads with 50–150 flowers; pappus bristles with enlarged round-tipped apical cells; cells of anther collar with strong annulate thickenings on walls; corolla with campanulate throat and slender basal tube, tube closely investing shaft of style	142
142. Involucral bracts with densely pubescent caudate apical appendages; carpodium large with large thin-walled cells; style appendages densely papillose with slender imbricated papillae	16. <i>Urolepis</i>
142'. Involucral bracts without pubescent caudate appendages; carpodium obsolete; style appendages with short papillae	15. <i>Gyptidium</i>
140'. Involucre distinctly subimbricate, with bracts of graduated lengths in 3 or more series	143
143. Leaves winged to base, often with auricles at stem; inner involucral bracts persistent; corollas narrowly tubular, scarcely broadened distally	71. <i>Polyanthina</i>
143'. Leaves not winged to base, shortly to longly petiolate; inner involucral bracts usually deciduous; corollas distinctly funnellform	144
144. Plants epiphytic or growing in deep humus; leaves usually fleshy or coriaceous; style base with enlarged node	167. <i>Neomirandea</i>
144'. Plants not epiphytic or growing in deep humus; leaves mostly herbaceous; style base not enlarged	145
145. Receptacle hemispherical, often sclerified throughout; style appendages filiform, terete	160. <i>Hebeclinium</i>
145'. Receptacle flat or shallowly convex, sclerified only in surface; style appendages linear, wider than thick	146
146. Corolla with hairs on inner surface; anther appendages shorter than wide, bilobed	149. <i>Neocabreria</i>
146'. Corolla without hairs on inner surface; anther appendages as long as wide, not bilobed	162. <i>Bartlettina</i>
139'. Receptacle glabrous or with few hairs, or hidden from view	147
147. Style base with hairs or enlarged node above nectary	148
148. Style base glabrous, node without hairs	149
149. Corollas tubular, with throat not noticeably wider than basal tube; style branches slightly or broadly long-clavate	150
150. Achenes densely glanduliferous; leaves small and densely inserted, subtrinervate	102. <i>Crossothamnus</i>
150'. Achene with few or no glands, often with setulae; leaves large and pinnately veined	104. <i>Condylopodium</i>
149'. Corollas narrowly to rather broadly funnellform	151
151. Plants epiphytic or growing in deep humus; inner involucral bracts easily deciduous; corolla lobes with lax subquadrate cells	167. <i>Neomirandea</i>
151'. Plants terrestrial; inner involucral bracts persistent; corolla lobes with small or narrow cells	152
152. Involucre eximbricate or irregularly subimbricate; inner surface of corolla with isodiametric usually papillose cells; carpodium without distinct upper rim	153
153. Carpodium present, distinct	169. <i>Ageratina</i>
153'. Carpodium obsolete, essentially absent	171. <i>Piptothrix</i>
152'. Involucre usually regularly subimbricate with bracts of graduated lengths; inner surface of corolla with elongate cells, smooth; carpodium with distinct upper rim	154
154. Carpodium without enlarged lower series of cells	73. <i>Heterocondylus</i>
154'. Carpodium with lowest series of cells much enlarged	155

155. Style appendages with long papillae ..... 69. *Ayapana*
- 155'. Style appendages scarcely papillose or mamillose ..... 156
156. Corollas slender with slight expansion in distal one-tenth; stamens small with staggered insertions; receptacle usually with short hairs ..... 71. *Polyanthina*
- 156'. Corollas funnellform; anthers inserted at the same level; receptacle glabrous ..... 70. *Ayapanopsis*
- 148'. Style base with hairs ..... 157
157. Involucre eximbricate, with bracts subequal in length ..... 158
158. Corolla with ampliate throat and narrow basal tube ..... 26. *Neocuatrecasia*
- 158'. Corolla funnellform ..... 159
159. Achenes with broad bases, without attenuate or stipitate bases; with carpopodium often procurrent along ribs of achene ..... 160
160. Receptacle flat or slightly convex; anther appendage bilobed; plant of maritime habitats ..... 19. *Diacranthera*
- 160'. Receptacle conical; anther appendage not bilobed ..... 18. *Dasycondylus*
- 159'. Achenes with slender attenuate bases; carpopodium not procurrent on ribs ..... 161
161. Corolla lobes 2-3 times as long as wide; carpopodium not broader than stipitate portion of achene ..... 37. *Macropodina*
- 161'. Corolla lobes about as long as wide; carpopodium distinctly broader than the stipitate portion ..... 162
162. Receptacle conical; base of style with hairs but without enlarged node; corolla lobes strongly mamillose to papillose ..... 36. *Campuloclinium*
- 162'. Receptacle flat or slightly convex; base of style with distinctly enlarged node; corolla lobes smooth ..... 73. *Heterocondylus*
- 157'. Involucre subimbricate, with bracts in regular series of graduated lengths ..... 163
163. Plants with narrowly linear leaves inserted in a dense spiral ..... 98. *Pseudobrickellia*
- 163'. Plants with leaves not narrowly linear, mostly opposite ..... 164
164. Pappus bristles flat on outer surface, scabrae restricted to lateral margins ..... 165
165. Achene with more than 5 ribs or costae ..... 81. *Brickellia*
- 165'. Achene with 4 or 5 ribs ..... 166
166. Leaves with prickles on tips of lobes ..... 82. *Barroetia*
- 166'. Leaves without prickles on tips of lobes ..... 167
167. Corollas funnellform; corolla lobes and style appendages densely covered with papillae ..... 83. *Phanerostylis*
- 167'. Corollas tubular or constricted above; corolla lobes and style appendages smooth ..... 97. *Austrobrickellia*
- 164'. Pappus bristles not flat on outer surface, scabrid outside and laterally ..... 168
168. Carpopodium asymmetrical, with irregularly shaped cells ..... 169
169. Corolla tubular; style branches distinctly clavate ..... 85. *Flyriella*
- 169'. Corolla funnellform or campanulate; style branches linear to scarcely broadened above ..... 170
170. Corolla funnellform; involucre bracts not in regular ranks ..... 73. *Heterocondylus*
- 170'. Corolla with campanulate throat; involucre with 5 ranks of 3 bracts ..... 74. *Condylidium*
- 168'. Carpopodium symmetrical or obsolete, with regularly shaped cells when present ..... 171
171. Carpopodium with lower tier of cells much enlarged, upper cells distinctly smaller ..... 172
172. Scandent plants; style branches with enlarged fusiform tips ..... 72. *Gongrostylis*
- 172'. Plants not scandent; style branches linear, without enlarged tips ..... 70. *Ayapanopsis*
- 171'. Carpopodium without enlarged lower tier of cells, sometimes obsolete ..... 173
173. Corolla tubular; leaves distinctly pinnately veined ..... 104. *Condylopodium*
- 173'. Corolla funnellform or campanulate; leaves with trinervate or pinnate venation ..... 174
174. Achenes with numerous glands, with few or no setulae ..... 175
175. Carpopodium indistinct or lacking; cells of anther collars without annulate thickenings on walls ..... 4. *Eupatorium*
- 175'. Carpopodium large, distinct; cells of anther collars with annulate thickenings ..... 5. *Austroeupatorium*
- 174'. Achenes with numerous setulae ..... 176
176. Inflorescence corymbose paniculate; filaments of anthers long and flexuous ..... 7. *Hatschbachiella*
- 176'. Inflorescence mostly pyramidally paniculate; filaments of anthers short and stout, straight ..... 6. *Stomatantes*



- 147'. Style base without hairs and without distinct enlarged node, sometimes slightly papillose ..... 177
177. Involucre eximbricate or weakly subimbricate, bracts not in regular series, often subequal in length, persistent ..... 178
178. Corolla tubular, with numerous glands on surface ..... 103. *Helogyne*
- 178'. Corolla with funnellform or campanulate throat, with or without glands ..... 179
179. Pappus with slender non-contiguous bristles; inner surface of corolla lobes with elongate cells projecting as papillae at upper ends; base of corolla 5-costate ..... 111. *Fleischmannia*
- 179'. Pappus with contiguous bristles; corolla lobes with smooth or isodiametric cells on inner surface; base of corolla not costate ..... 180
180. Corollas with slender basal tube closely investing shaft of style, with campanulate limb ..... 181
181. Apical cells of pappus bristles with rounded tips, often inflated; receptacle usually pubescent ..... 182
182. Involucral bracts with slender densely pubescent apical appendages ..... 16. *Urolepis*
- 182'. Involucral bracts without pubescent apical appendages ..... 15. *Gyptidium*
- 181'. Apical cells of pappus bristles pointed; receptacle glabrous ..... 183
183. Stems and leaves with yellowish granular pubescence; corolla lobes papillose on inner surface ..... 177. *Jaramilloa*
- 183'. Stems and leaves without yellowish granular pubescence; corolla lobes smooth on inner surface ..... 130. *Chacoa*
- 180'. Corollas funnellform with basal tubes not closely enclosing shaft of style ..... 184
184. Plants rosulate with a scapose inflorescence ..... 35. *Bishopiella*
- 184'. Plants with elongate leafy stems ..... 185
185. Shrubs with leaves inserted in dense spirals, leaves not decrease upwardly ..... 186
186. Leaves scale-like, imbricated, appressed or with recurving tips, scarcely narrowed at base ..... 31. *Agrianthus*
- 186'. Leaves spreading from a narrow base, not or weakly imbricated ..... 187
187. Leaves viscid, without hairs; receptacle flat or slightly convex; style branches filiform, not or scarcely broadened and flattened ..... 29. *Bahianthus*
- 187'. Leaves not viscid, pubescent ..... 188
188. Leaves linear; receptacle high conical, with paleae on lower part; anther appendage shorter than wide; pappus bristles not noticeably fringed laterally at base ..... 32. *Arrojadocharis*
- 188'. Leaves ovate to obovate; receptacle low conical, without paleae; anther appendage as long as wide or longer; pappus bristles fringed laterally at base ..... 33. *Lasiolaena*
- 185'. Herbs or shrubs with mostly opposite leaves, or with leaves becoming progressively smaller above, leaves not inserted in dense even spiral ..... 189
189. Achenes with strong constriction under upper callus to one-third width of achene, pappus with callus easily detached ..... 40. *Lourteigia*
- 189'. Achenes not strongly constricted under upper callus, pappus and callus not notably detachable ..... 190
190. Corolla lobes smooth on inner surface, with texture and cell form continuous with that of inside of throat ..... 191
191. Achenes 5-7 mm long; receptacle with hairs ..... 161. *Amolinia*
- 191'. Achenes less than 4 mm long; receptacle glabrous ..... 192
192. Leaves trinervate from well above base or pinnately veined ..... 193
193. Epiphytes; leaves fleshy or coriaceous; cells of corolla lobes often quadrate with straight walls ..... 167. *Neomirandea*
- 193'. Terrestrial plants; leaves herbaceous; cells of corolla lobes usually elongate with sinuous walls ..... 194
194. Style appendages slightly but distinctly enlarged at tip; heads often with 1 or more paleae; pappus bristles usually with broadened tips ..... 131. *Idiothamnus*
- 194'. Style appendages of even width to tip; heads without paleae; pappus bristles without broadened tips ..... 176. *Kaunia*

- 192'. Leaves trinervate from or near base ..... 195
195. Peduncles enlarged and fistulose above; carpodium a narrow rim not sharply delimited above ..... 39. *Tamaulipa*
- 195'. Peduncles not enlarged or fistulose above; carpodium stopper-shaped or short cylindrical, sharply delimited above ..... 196
196. Corolla lobes slightly wider than long; plants without minute stipitate glands; leaves usually opposite ..... 122. *Koanophyllon*
- 196'. Corolla lobes slightly longer than wide; plants often with minute stipitate glands on stems, leaves, or involucre bracts; leaves often alternate ..... 197
197. Heads with 4–10 flowers; involucre weakly subimbricate with oblong or ovate bracts ..... 21. *Bejaranoa*
- 197'. Heads with 30–60 flowers; involucre eximbricate with linear bracts ..... 125. *Bishovia*
- 190'. Corolla lobes mamillate or papillose on inner surface with short or isodiametric cells; lobes with cells or texture often abruptly different from that on inside of throat ..... 198
198. Anther collars elongate with many subquadrate cells filling lower half, without annulate thickenings on cell walls ..... 199
199. Leaf trifoliolate ..... 175. *Standleyanthus*
- 199'. Leaf blade simple ..... 200
200. Stems thickened with fleshy cortex, defoliated at anthesis ..... 173. *Pachythamnus*
- 200'. Stems not unusually thickened, not seasonally defoliated ..... 201
201. Corolla lobes papillose on outer surface and margins ..... 174. *Spaniopappus*
- 201'. Corolla lobes with smooth cushion on outer surface and margins ..... 169. *Ageratina*
- 198'. Anther collars about 5 times as long as wide, with cellular structure obscured by dense annular thickenings on cell walls ..... 202
202. Receptacle conical ..... 203
203. Bases of achenes narrowly attenuate, with broad and short cylindrical carpodium; scars on receptacle much smaller than carpodium ..... 36. *Campuloclinium*
- 203'. Bases of achenes short and broad, not stipitate or attenuate; carpodium not broader than scars on the receptacle ..... 204
204. Apical cells of pappus bristles with rounded tips, sometimes enlarged ..... 38. *Conoclinium*
- 204'. Apical cells of pappus bristles narrow with pointed tips ..... 205
205. Achenes with glands, without setulae; carpodium procurrent on ribs of achene ..... 17. *Barrosoa*
- 205'. Achenes with setulae, without glands; carpodium with upper rim even, bearing setulae ..... 20. *Conocliniopsis*
- 202'. Receptacle plane or slightly convex ..... 206
206. Perennial herbs, usually with tuberous rootstock, leaves becoming progressively smaller above; achenes densely setuliferous ..... 14. *Gyptis*
- 206'. Shrubs with leaves of uniform size except in inflorescences; achenes mostly or completely glabrous ..... 207
207. Leaves oblanceolate, fleshy and viscid; heads with 50–100 flowers; plants not maritime ..... 30. *Morithamnus*
- 207'. Leaves ovate to elliptical, not fleshy and viscid; heads with 10–15 flowers; plants maritime ..... 208
208. Leaves coriaceous, elliptical, entire, not punctate; tips of corolla lobes without appendages ..... 28. *Litothamnus*
- 208'. Leaves herbaceous, ovate, serrate, densely glandular-punctate; tips of corolla lobes with short papillose appendage extending beyond sclerified shield on outer surface ..... 22. *Prolobus*
- 177'. Involucre distinctly subimbricate, in graduated series, inner bracts of involucre often easily deciduous ..... 209
209. Leaves viewed against light showing translucent or lens-like internal secretory pockets as spots between veins, without glandular-punctations; coarse shrubs or vines ..... 113. *Critonia*
- 209'. Leaves without translucent secretory pockets, with or without glandular-punctations ..... 210
210. Corollas tubular, as wide at base as at bases of lobes, lobes usually erect, less than one-tenth as long as the corolla; style branches distinctly clavate ..... 211
211. Involucre bracts stramineous ..... 212
212. Leaves densely glandular-punctate; involucre with 8 or more series of bracts, ca. 4 series congested at base ..... 116. *Adenocritonia*

212'. Leaves without glandular-punctations; involucre with 5-6 series of bracts .....	213
213. Filaments of anthers inserted near base of corolla; achene glabrous .....	115. <i>Urbananthus</i>
213'. Filaments inserted well above base of corolla; achene with few to many setulae or glands .....	114. <i>Critoniadelphus</i>
211'. Involucral bracts greenish .....	214
214. Achenes densely covered with long-stalked glands .....	91. <i>Dyscritogyne</i>
214'. Achenes with short-stalked glands or with non-glandular setulae .....	215
215. Leaf blades with tapering bases; corolla with numerous glands on much of outer surface .....	103. <i>Helogyne</i>
215'. Leaf blades with truncate or cordate bases; corollas with glands on only lobes or basal part of throat .....	216
216. Inflorescence with branches spreading at right angles; involucral bracts with attenuate tips; bases of petioles becoming thickened and embracing node .....	93. <i>Pseudokyrsteniopsis</i>
216'. Inflorescence with ascending branches; involucral bracts with obtuse or rounded tips; bases of petioles not unusually enlarged .....	217
217. Heads with 25-30 flowers; pappus bristles flat on outer surface, with scabrae restricted to lateral margins; achenes scabrous or with short setulae .....	84. <i>Brickelliastrum</i>
217'. Heads with 10-16 flowers; pappus bristles with scabrae on outer and lateral surfaces; achenes with prominent long setulae .....	92. <i>Kyrsteniopsis</i>
210'. Corollas funnellform or with campanulate throats, usually with spreading lobes; style appendages of even width or shortly clavate at tips .....	218
218. Lobes of corolla papillose on inner surface .....	219
219. Cells on inner surface of corolla elongate with upper ends projecting as papillae .....	220
220. Achenes terete; shaft of style with hairs and stipitate glands .....	112. <i>Sartorina</i>
220'. Achenes prismatic with 5 ribs; shaft of style glabrous .....	111. <i>Fleischmannia</i>
219'. Cells on inner surface of corolla isodiametric, forming dense papillosity .....	221
221. Corolla lobes roughened by projecting cells on outer surface .....	174. <i>Spaniopappus</i>
221'. Corolla lobes with smooth cushion on outer surface .....	169. <i>Ageratina</i>
218'. Lobes of corolla not papillose on inner surface .....	222
222. Stems and leaves with granular yellow pubescence, pubescence often evanescent .....	223
223. Corolla with throat as narrow as the tube, only the long lobes spreading; yellowish hairs with cells multiseriate; leaves less than 3 cm wide .....	141. <i>Corethamnium</i>
223'. Corolla with throat campanulate above a narrow basal tube; yellowish hairs with cells uniseriate; leaves mostly over 5 cm wide .....	177. <i>Jaramilloa</i>
222'. Stems and leaves glabrous or with hairs not yellowish and granular .....	224
224. Achenes constricted below pappus to one-third or less width of achene, pappus and upper callus easily detached as unit .....	40. <i>Lourteigia</i>
224'. Achenes not extremely constricted below pappus .....	225
225. Style branches distinctly papillose; heads always with 5 flowers .....	226
226. Inflorescence pyramiddally paniculate .....	227
227. Leaves pinnately to bipinnately dissected, with long narrow lobes; style appendage fragile and hirsute with long narrow papillae; apical cells of pappus bristles sharply acute .....	8. <i>Acanthostyles</i>
227'. Leaves narrowly ovate or elliptical to linear-lanceolate, serrulate; style branches short-papillose; apical cells of pappus bristles enlarged with rounded tips .....	9. <i>Raulinoreitzia</i>
226'. Inflorescence corymbose paniculate, flattened or broadly rounded on top .....	228
228. Peduncles essentially glabrous, striated with prominent ridges; midveins of leaves prominent, exsculptate above; plants often having viscid appearance .....	13. <i>Symphyopappus</i>
228'. Peduncles distinctly pubescent, not or scarcely ridged; midvein of leaves sometimes depressed or insculptate above .....	229
229. Plants with opposite, mostly ovate, usually distinctly petiolate leaves; involucre with long, narrow often reddish bracts in differentiated outer series; pappus not usually separating from achene as unit .....	12. <i>Grazielia</i>
229'. Plants with alternate or rarely opposite leaves densely inserted on stems; involucre without distinct narrower bracts in outer series; pappus often separating from achene as a unit .....	230
230. Outer surface of involucral bracts glabrous; leaves alternate or opposite; achene with carpopodium distinct; anthers not hastate at base .....	11. <i>Campovassouria</i>

- 230'. Outer surface of involucre bracts slightly to densely pubescent; leaves densely spirally inserted; carpopodium obsolete; anthers hastate at base ..... 10. *Disynaphia*
- 225'. Style branches smooth to slightly mamilliose; heads with 3 to many flowers, usually not consistently 5-flowered ..... 231
231. Carpopodium distinctly asymmetrical, reaching higher on one side of achene base ..... 232
232. Leaves often tomentose on lower surface; style branches usually broadened, at least at tip; carpopodium with sinuous vascular trace; plants of Andes ..... 147. *Cronquistianthus*
- 232'. Leaves not tomentose; style branches filiform; carpopodium opening to one side of achene base; plants of Amazonia and Guayana ..... 165. *Guayania*
- 231'. Carpopodium essentially symmetrical on base of achene ..... 233
233. Leaves bipinnately dissected into minute lobules ..... 4. *Eupatorina*
- 233'. Leaves not dissected ..... 234
234. Epiphytic plants, with fleshy or coriaceous pinnately veined leaves ..... 167. *Neomirandea*
- 234'. Terrestrial or scandent plants without fleshy or coriaceous leaves that are pinnately veined ..... 235
235. Heads sessile in axils of leaves ..... 150. *Uleophytum*
- 235'. Heads not sessile in axils of leaves ..... 236
236. Involucre weakly subimbricate in up to 3 series; inner bracts mostly persistent ..... 237
237. Leaves with pinnate venation or with lower secondary veins parallel to lower margin ..... 238
238. Style appendages slightly but distinctly clavate at tip ..... 131. *Idiothamnus*
- 238'. Style appendages not clavate at tip ..... 176. *Kaunia*
- 237'. Leaves trinervate at or near base ..... 239
239. Basal tube of corolla very narrow, closely investing shaft of style ..... 130. *Chacoa*
- 239'. Basal tube of corolla not very narrow, not closely investing shaft of style ..... 240
240. Receptacle highly rounded or conical; heads with 50-70 flowers ..... 39. *Tamaulipa*
- 240'. Receptacle not highly rounded or conical; heads with less than 50 flowers, usually with less than 20 flowers ..... 241
241. Lobes of corolla about twice as long as wide, with few or no glands on outer surface; plants scandent ..... 127. *Santosia*
- 241'. Lobes of corolla about as long as wide, densely glanduliferous on outer surface; plants rarely scandent ..... 242
242. Leaves usually alternate; tip of style appendage not clavate; corolla lobes slightly longer than wide; lower leaf surface appearing thinly tomentose ..... 21. *Bejaranoa*
- 242'. Leaves usually opposite; tip of style appendage often clavate; corolla lobes usually slightly wider than long; lower leaf surface not tomentose ..... 122. *Koanophyllon*
- 236'. Involucre strongly subimbricate with bracts in more than 3 series; inner bracts often easily deciduous ..... 243
243. Style appendages broadly strap-shaped and fleshy, ca. 3 times as wide as thick, often folded longitudinally or wrinkled ..... 244
244. Achenes with non-glandular setulae, without glands; inflorescence with mostly alternate ascending branches ..... 136. *Aristeguetia*
- 244'. Achenes with numerous glands, without non-glandular setulae; inflorescence with mostly opposite widely spreading branches ..... 245
245. Involucre bracts multicostate; carpopodium cylindrical with upward extensions along ribs of achene; pappus bristles flattened and smooth on outer surface, especially near base ..... 140. *Grosvenoria*
- 245'. Involucre bracts 2-4-costate; carpopodium annuliform or shortly stopper-shaped with a straight upper edge; pappus bristles not flattened on outer surface ..... 139. *Badilloa*
- 243'. Style appendages not prominently broadened throughout, sometimes broadened only at tip, not longitudinally folded or wrinkled ..... 246
246. Outer surfaces of involucre bracts and undersurfaces of leaves tomentose or densely villous ..... 128. *Grisebachianthus*
- 246'. Outer surfaces of involucre bracts and undersurfaces of leaves not both tomentose or densely villous ..... 247
247. Pappus bristles slender and smooth for most of length with greatly enlarged spinose tips ..... 151. *Amboroa*

247'. Pappus bristles not slender and smooth below with greatly enlarged tips .....	248
248. Plants with small alternately or spirally inserted leaves; branches of inflorescence spiciform .....	126. <i>Nothobaccharis</i>
248'. Plants with mostly opposite leaves; branches of inflorescence rarely spiciform .....	249
249. Pappus bristles scabrid below, becoming smooth and tapered in distal half .....	138. <i>Austrocritonia</i>
249'. Pappus bristles not becoming smooth in distal half .....	250
250. Anther appendages usually shorter than wide, usually truncate or bilobed .....	251
251. Corollas with hairs on inner surface; leaf blades narrowly elliptical with ascending-pinnate venation .....	149. <i>Neocabreria</i>
251'. Corollas glabrous on inner surface; leaf blades various, without strongly ascending-pinnate venation .....	122. <i>Koanophyllon</i>
250'. Anther appendages as long as wide or longer, not bilobed .....	252
252. Carpodium procurrent upward on ribs of achene, without sharply demarcated upper edge .....	253
253. Receptacle flat; involucre bracts persistent .....	135. <i>Critoniella</i>
253'. Receptacle convex; inner involucre bracts deciduous .....	254
254. Receptacle broadly convex, with parenchymatous interior; style appendages slightly flattened, not terete; carpodium often somewhat swollen .....	162. <i>Bartlettina</i>
254'. Receptacle hemispherical, often sclerified throughout; style appendages terete except sometimes at tips; carpodium not swollen .....	160. <i>Hebeclinium</i>
252'. Carpodium not procurrent upward on ribs of achene, with sharp upper line of demarcation in cellular structure .....	255
255. Heads all with distinct peduncles which are sometimes elongate .....	256
256. Inner bracts of involucre persistent; pappus bristles rather fragile; inflorescence with prominent spreading opposite branching .....	257
257. Pappus bristles slightly but distinctly broadened at tips; heads with 18-35 flowers; corollas glabrous .....	134. <i>Peteravenia</i>
257'. Pappus bristles not broadened at tip; heads with 10-12 flowers; corolla lobes with glands on outer surface .....	129. <i>Lorenzianthus</i>
256'. Inner bracts of involucre easily deciduous; pappus bristles persistent; inflorescence with ascending often alternate branching .....	258
258. Leaf blades trinervate from base; most heads with large foliose bract at base .....	121. <i>Verieckia</i>
258'. Leaf blades pinnately veined with ascending veins; heads without foliose bracts at base .....	144. <i>Malmeanthus</i>
255'. Heads at least partly sessile or subsessile in clusters .....	259
259. Leaves elliptical with widely spreading pinnate venation .....	260
260. Leaves stiffly coriaceous, with glands and stout hairs on both surfaces; involucre bracts partly hirtellous; style appendages wider than thick .....	143. <i>Imeria</i>
260'. Leaves thinly coriaceous, with glabrous upper surface and paler lower surface; involucre bracts subglabrous; style appendages narrowed above stigmatic area, becoming terete and filiform .....	142. <i>Castenedia</i>
259'. Leaves mostly ovate with secondary veins strongly ascending or trinervate .....	261
261. Corollas with lobes 2-4 times as long as wide; throat with a thick mass of hairs inside; tips of pappus bristles distinctly broadened .....	148. <i>Steyermarkina</i>
261'. Corolla lobes about as long as wide; throat of corolla glabrous on inner surface; tips of pappus bristles mostly not broadened .....	262
262. Inflorescence with thyrsoid paniculate branches; most involucre bracts easily deciduous; receptacle strongly convex, subhemispherical; plants scandent .....	145. <i>Hughesia</i>
262'. Inflorescence with branches bearing dense glomerulate clusters of heads; most involucre bracts usually persistent; receptacle with flower-bearing surface flat; plants erect or arching herbs .....	137. <i>Asplundianthus</i>

## KEY TO THE SUBTRIBES OF THE EUPATORIEAE

1. Involucre eximbricate with bracts not articulated at base; receptacle epaleaceous, without sclerification, changing shape with maturity ..... I. Adenostemmatinae
- 1'. Involucre eximbricate to imbricate with bracts sclerified or articulated at base; receptacle sclerified between areolae or paleaceous 2
2. Paleae present, bearing a flower in the axil when withdrawn; heads solitary on erect peduncles ..... XVIII. Oaxacaninae
- 2'. Paleae absent or superficial on receptacle; heads often in complex inflorescences ..... 3
3. Heads solitary on erect peduncles from intermittently congested group of leaves in pseudowhorls; pollen grains appearing smooth under light microscope ..... XVII. Hofmeisteriinae
- 3'. Heads often in complex inflorescences, peduncles not arising from pseudowhorls of leaves; pollen spinulose under light microscope ..... 4
4. Heads with 4 subequal bracts and 4 flowers, sometimes with fifth unequal subinvolucral bract; style branches never clavate at tips; pappus always present ..... XV. Mikaniinae
- 4'. Heads without 4 subequal bracts and 4 flowers, or with clavate style branches, or with defective pappus ..... 5
5. Involucral bracts all deciduous leaving a bare receptacle, remaining appressed until loss, not spreading with age ..... XII. Praxelinae
- 5'. Involucre with at least some persistent basal bracts, bracts usually spreading with age ..... 6
6. Aquatic or subaquatic plants with sessile or whorled leaves; plants from Mexico and the United States ..... VI. Trichocoroniinae
- 6'. Plants not aquatic or subaquatic, often with petiolate leaves ..... 7
7. Alternate-leaved usually rosulate plants from the eastern United States ..... IX. Liatrinae
- 7'. Opposite-leaved plants or plants from places other than the United States ..... 8
8. Cell walls of anther collars with weakly or reticulately ornamented walls ..... 9
9. Plants epiphytes or growing in humus; leaves fleshy or coriaceous, often blackening on drying; pappus of numerous capillary bristles ..... XIV. Neomirandeiinae
- 9'. Plants not epiphytic or growing in humus, or pappus defective ..... 10
10. Style base with hairs ..... II. Eupatoriinae
- 10'. Style base without hairs ..... 11
11. Corolla lobes with mostly isodiametric often papillose cells on inner surface; involucral bracts eximbricate or weakly subimbricate ..... XVI. Oxylobinae
- 11'. Corolla lobes smooth on inner surface with elongate cells; involucral bracts often strongly subimbricate, rarely eximbricate ..... 12
12. Anther collar usually less than 5 times as long as wide, with quadrate cells in less than lower half; receptacle usually glabrous ..... XI. Critoniinae
- 12'. Anther collar usually more than 5 times as long as wide, with quadrate cells filling lower half or more; receptacle often with dense pubescence ..... XIII. Hebecliniinae
- 8'. Cell walls of anther collar with dense transverse annular thickenings ..... 13
13. Cells of inner surface of corolla lobes elongate with upper ends projecting as papillae ..... X. Fleischmanniinae
- 13'. Cells of inner surface of corolla lobes either short and bulging on whole exposed surface or not projecting ..... 14
14. Heads becoming elongate on an elongate strongly paleaceous receptacle ..... VII. Ayapaninae (*Isocarpa*)
- 14'. Heads not becoming elongate with an elongate receptacle, with or without paleae ..... 15
15. Inner surfaces of corolla lobes with short bulging usually papillose cells; involucre eximbricate to weakly subimbricate; receptacle often conical; style branches papillose, rarely with enlarged or smooth tips ..... 16
16. Pappus of capillary bristles, sometimes short, rarely lacking in some plants with densely spirally inserted leaves; heads rarely with less than 6 flowers ..... IV. Gyptidinae
- 16'. Pappus of awns, scales, crowns, or lacking, never of unwinged bristles; pappus awns bristle-like in some 5-flowered species; plants rarely with densely spirally inserted leaves ..... V. Ageratinae
- 15'. Inner surface of corolla lobes usually smooth, often with elongate cells; involucre weakly to strongly subimbricate; receptacle never conical; style branches often smooth or expanded with clavate or broadly linear appendages ..... 17
17. Style appendage long-clavate, thickened in both width and thickness, few exceptions with 10-ribbed achenes, plumose pappus, or peg-like hairs on achene ..... VIII. Alomiinae

- 17'. Style appendage not thickened or thickened only at tip, if long-clavate then flattened; achenes never 10-ribbed, never with plumose pappus, and never with peg-like non-glandular hairs on achenes ..... 18
- 18. Base of style glabrous and not enlarged; inner involucre bracts often deciduous ..... 19
  - 19. Heads always with 5 flowers; style appendages papillose; pappus bristles sometimes with bulbous-tipped apical cells; achenes with internal micropunctations usually arranged in transverse bands; plants of eastern South America ..... III. Disynaphiinae
  - 19'. Heads with 1-300 flowers, rarely consistently 5-flowered; style appendages usually smooth, at least at tips; pappus bristles never with bulbous-tipped apical cells; achenes with micropunctations not arranged in transverse bands; plants throughout tropical and subtropical America ..... XI. Critoniinae
- 18'. Base of style inflated or pubescent or both ..... 20
  - 20. Style base inflated above nectary, with or without hairs; heads usually with more than 20 flowers, sometimes with paleae; apical cells of pappus bristles pointed ..... VII. Ayapaninae
  - 20'. Style base not inflated, with hairs; heads with less than 20 flowers, never with paleae; apical cells of pappus bristles usually with rounded tips ..... II. Eupatoriinae

KEY TO THE GENERA OF THE EUPATORIEAE IN MEXICO

- 1. Individual heads with 1 or rarely 2 flowers, heads in globose clusters ..... 2
- 2. Pappus of broad scales; achenes constricted above ..... 132. *Mexianthus*
- 2'. Pappus capillary; achenes not strongly constricted above ..... 133. *Neohintonia*
- 1'. Individual heads with 3 or more flowers ..... 3
- 3. Heads solitary on simple long-pedunculate inflorescences arising from intermittent clusters of leaves in pseudowhorls ..... 178. *Hofmeisteria*
- 3'. Simple or branched inflorescences, not arising from subverticillate clusters of leaves ..... 4
- 4. Pappus of awns, short bristles, squamae, a crown, 1-2 long bristles, or lacking ..... 5
  - 5. Peripheral flowers of head with ray-like expanded limb ..... 64. *Microspermum*
  - 5'. Peripheral flowers of head with outer lobes not or slightly enlarged ..... 6
  - 6. Anther appendage half as long as wide or less ..... 7
    - 7. Pappus with awns or short bristles ..... 8
    - 8. Pappus of numerous short bristles; leaves with abruptly distinct narrow petioles ..... 122. *Koanophyllon*
    - 8'. Pappus of 5 awns; leaves subsessile or gradually narrowed to base ..... 86. *Ageratella*
  - 7'. Pappus with slight lobes or lacking ..... 9
    - 9. Heads with 3-5 equal involucre bracts and with equal number of flowers; filaments of anthers with papillae or hairs ..... 57. *Piqueria*
    - 9'. Heads with more than 5 involucre bracts and flowers ..... 10
      - 10. Leaves alternate ..... 164. *Erythradenia*
      - 10'. Leaves opposite, at least below ..... 11
        - 11. Minute ephemeral herbs up to 4 cm tall; corollas with 4 lobes and 4 stamens; receptacle with sclerified surface ..... 56. *Piqueriopsis*
        - 11'. Large herbs of moist areas up to 1 m tall; corollas with 5 lobes and 5 stamens; receptacle with unsclerified surface between areoles ..... 3. *Gymnocoronis*
- 6'. Anther appendage nearly as long as wide or longer ..... 12
- 12. Achenes flattened ..... 13
  - 13. Heads with paleae, single on long peduncles, with ca. 100 flowers ..... 179. *Oaxacania*
  - 13'. Heads without paleae, numerous in corymbose inflorescences, with 16-25 flowers ..... 63. *Macvaughiiella*
- 12'. Achenes prismatic ..... 14
  - 14. Corollas with strongly amplified throats from a slender basal tube ..... 170. *Oxylobus*
  - 14'. Corollas tubular or funnelliform ..... 15
    - 15. Lobes of corolla oblong, twice or more times as long as wide; inner surface of lobes densely papillose ..... 16
    - 16. Corolla without hairs inside of throat; anther appendage cleft apically ..... 17
      - 17. Involucre bracts strongly unequal; style branches terete and tapering with stigmatic lines closely paired along inner surface; base of style distinctly enlarged ..... 60. *Carphochaete*
      - 17'. Involucre bracts equal or subequal; style branches somewhat flattened with stigmatic lines widely separated along lateral margins; style base not enlarged ..... 61. *Cronquistia*
- 16'. Corolla with hairs inside of throat; anther appendage not cleft apically ..... 18
  - 18. Heads with ca. 10 involucre bracts and flowers; anther appendages shortly ovate and obtuse; heads single on tips of leafy branches ..... 62. *Revealia*

- 18'. Heads with 4-6 involucre bracts and flowers; anther appendages elliptical or obovate with crenulate upper margins; heads usually in groups ..... 19
19. Pappus present on most or all achenes of head, sometimes shortly coroniform; achenes narrowly prismatic; heads always with 5 involucre bracts and 5 flowers ..... 58. *Stevia*
- 19'. Pappus totally lacking on all achenes; achenes widened in middle; heads with 4-6 bracts and flowers ..... 59. *Metastevia*
- 15'. Lobes of corolla triangular, not or only slightly longer than wide ..... 20
20. Petioles lacking or indistinct ..... 21
21. Heads with columnar receptacles, with paleae ..... 80. *Isocarpha*
- 21'. Heads with convex or plane receptacles, without paleae ..... 22
22. Leaves mostly alternate, with narrow bases; pappus of alternating awns and squamellae ..... 88. *Malperia*
- 22'. Leaves opposite, broadly sessile; pappus of short setulae or lacking ..... 23
23. Pappus lacking; leaves trilobed ..... 67. *Shinneria*
- 23'. Pappus of short setulae; leaves not lobed ..... 66. *Trichocoronis*
- 20'. Leaves with distinct petioles ..... 24
24. Receptacle conical; lower surfaces of leaves usually with large partially immersed glandular punctations ..... 43. *Ageratum*
- 24'. Receptacle plane or slightly convex; lower surfaces of leaves with glandular punctations exerted or lacking ..... 25
25. Heads with paleae ..... 26
26. Pappus absent; heads clustered in corymbose glomerules; leaf blades not lobed ..... 46. *Blakeanthus*
- 26'. Pappus with a long bristle and numerous short setulae; heads solitary; leaf blades lobed ..... 180. *Carterothamnus*
- 25'. Heads without paleae ..... 27
27. Pappus of alternating awns and squamellae; lateral surfaces of achenes covered with numerous setulae ..... 89. *Pleurocoronis*
- 27'. Pappus lacking; achenes with short papilliform setulae ..... 90. *Alomia*
- 4'. Pappus with 5 or more capillary bristles half as long as the corolla or longer ..... 28
28. Involucre bracts remaining appressed until loss, not spreading with age, all bracts eventually deciduous, leaving a bare receptacle ..... 154. *Chromolaena*
- 28'. Involucre bracts spreading with age, at least some lower bracts persistent on aged receptacles ..... 29
29. Heads with paleae, leaves opposite ..... 30
30. Heads with 11-25 flowers; style with basal node above nectary ..... 172. *Jaliscoa*
- 30'. Heads with 50 or more flowers; style without basal node ..... 31
31. Heads with numerous multiseriate subinvolucre bracts; stems not fistulose; anther appendage as long as wide; central heads of inflorescence maturing distinctly before others ..... 166. *Matudina*
- 31'. Heads without multiseriate subinvolucre bracts; stems fistulose; anther appendage about half as long as wide; central heads of inflorescence maturing not or slightly before others ..... 123. *Eupatoriastrium*
- 29'. Heads without paleae or with leaves alternate ..... 32
32. Style base with numerous hairs; shaft of style glabrous ..... 33
33. Style branches broadly to narrowly linear, not long-clavate; style bases not enlarged ..... 34
34. Receptacle conical; carpodia enlarged and annuliform; involucre bracts herbaceous; heads with 30-100 flowers ..... 36. *Campuloclinium*
- 34'. Receptacle plane to slightly convex; carpodia obsolete, scarcely differentiated; involucre bracts with broad scarious margins; heads with less than 20 flowers ..... 4. *Eupatorium*
- 33'. Style branches long-clavate, distinctly broadened; style bases usually distinctly enlarged as well as hirsute ..... 35
35. Achenes with 8-10 ribs ..... 81. *Brickellia*
- 35'. Achenes usually with 3-5 ribs ..... 36
36. Pappus bristles not noticeably flattened on outer surface; carpodium composed of rather thin-walled cells ..... 85. *Flyriella*
- 36'. Pappus bristles flattened on outer surface, with scabrae restricted to lateral margins; carpodia composed of thick-walled cells ..... 37
37. Leaves with prickles on tips of lobes; corolla lobes and style appendages smooth, without papillae ..... 82. *Barroetia*
- 37'. Leaves without prickles on tips of lobes; spreading corolla lobes and style appendages densely covered with minute papillae ..... 83. *Phanerostylis*
- 32'. Style base glabrous or slightly papillose, rarely with pubescence on shaft of style ..... 38
38. Pappus bristles plumose ..... 95. *Carminatia*
- 38'. Pappus bristles barbellate, not plumose ..... 39



39. Individual heads with 4 flowers and 4 equal bracts, with or without fifth outer subinvolucral bract .....	168. <i>Mikania</i>
39'. Heads with 5 or more flowers and more than 5 involucral bracts .....	40
40. Corolla lobes with cells of inner surface distinctly projecting as mamillae or papillae .....	41
41. Papillae of corolla lobes formed by projecting upper ends of elongate cells; involucre often strongly subimbricate .....	42
42. Achenes with 5 distinct angles, with distinct blackened layer; shaft of style glabrous .....	111. <i>Fleischmannia</i>
42'. Achene terete, not blackened; shaft of style with hairs and long-stalked glands .....	112. <i>Sartorina</i>
41'. Inner surface of corolla lobes densely papillose with short isodiametric bulging cells; involucre eximbricate or weakly subimbricate .....	43
43. Receptacle conical; pappus bristles persistent .....	38. <i>Conoclinium</i>
43'. Receptacle plane or slightly convex; pappus bristles often easily deciduous .....	44
44. Plants with thickened stems, defoliated at anthesis; outer surfaces of corolla lobes roughened; style base not enlarged .....	173. <i>Pachythamnus</i>
44'. Plants without unusually thickened stems, not seasonally defoliated; outer surfaces of corolla lobes smooth; style base with distinct enlarged node .....	45
45. Carpopodium distinct .....	169. <i>Ageratina</i>
45'. Carpopodium obsolete, nearly or essentially lacking .....	171. <i>Piptothrix</i>
40'. Corolla lobes with cells of inner surface essentially smooth, usually elongate .....	46
46. Leaves when viewed against light showing translucent or lens-like internal secretory pockets along and between veins, without glandular punctations; heads with many deciduous stramineous inner bracts .....	47
47. Corolla lobes about as long as wide, with numerous small glands on outer surface; anther appendage shorter than wide .....	114. <i>Critoniadelphus</i>
47'. Corolla lobes ca. 2 times as long as wide, glabrous or nearly glabrous on outer surface; anther appendage longer than wide .....	113. <i>Critonia</i>
46'. Leaves without internal secretory pockets, often with glandular punctations; heads often with bracts not stramineous or not deciduous .....	48
48. Epiphytic plants with rather fleshy or coriaceous leaves; corolla limbs usually with large quadrate cells with non-sinuuous walls .....	167. <i>Neomirandea</i>
48'. Plants not epiphytic; leaves herbaceous; corolla limbs with some elongate cells .....	49
49. Style branches with appendage clavate or much broadened distally .....	50
50. Corolla lobes equilaterally triangular; anther appendages often distinctly shorter than wide; heads with 5-20 flowers .....	51
51. Involucre strongly subimbricate, cylindrical, often whitish; pappus bristles slender, non-contiguous; reddish anthers visible through pale corollas; veins of corolla terminating at sinuses, not extending into lobes; corolla lobes without glands .....	120. <i>Fleischmanniopsis</i>
51'. Involucre usually weakly subimbricate, campanulate; pappus bristles stout, contiguous; anthers not reddish; veins of corolla extending into lobes; corolla lobes with numerous glands on outer surface .....	122. <i>Koanophyllon</i>
50'. Corolla lobes oblong-ovate or distinctly longer than wide; anther appendages as long as wide or longer; heads with 8-35 flowers .....	52
52. Achenes densely covered with long-stalked glands .....	91. <i>Dyscritogyne</i>
52'. Achenes with short-stalked glands or non-glandular setulae .....	53
53. Leaf blades with tapering bases; achenes with 6-10 ribs .....	54
54. Leaves sessile, opposite, linear or squamulose; involucral bracts in 4 or more series .....	87. <i>Asanthus</i>
54'. Leaves petiolate, opposite or whorled; involucral bracts in 2-3 series .....	94. <i>Steviopsis</i>
53'. Leaf blades with truncate or cordate bases; achenes with 5 ribs .....	55
55. Inflorescence with branches spreading at right angles; involucral bracts with attenuate tips; bases of petioles becoming thickened and embracing node .....	93. <i>Pseudokyrsteniopsis</i>
55'. Inflorescence with ascending branches; involucral bracts with obtuse or rounded tips; bases of petioles not unusually enlarged .....	92. <i>Kyrsteniopsis</i>
49'. Style branches linear or filiform, not clavate .....	56
56. Style base much enlarged above nectary; receptacle often with spines .....	171. <i>Piptothrix</i>
56'. Style base not enlarged; receptacle never with spines .....	57
57. Receptacle with hairs .....	58
58. Anther appendage much shorter than wide; leaves usually alternate .....	163. <i>Decachaeta</i>

- 58'. Anther appendage about as long as wide; leaves opposite ..... 59  
 59. Involucral bracts eximbricate; achenes 5–7 mm long ..... 161. *Amolinia*  
 59'. Involucral bracts distinctly subimbricate; achenes less than 4 mm long ..... 60  
 60. Receptacle hemispherical, composed of highly sclerified cells, central part easily broken off; style branches filiform ..... 160. *Hebeclinium*  
 60'. Receptacle slightly convex, with parenchymatous core and sclerified surface; style branches narrowly linear or slightly widened above ..... 162. *Bartlettina*  
 57'. Receptacle glabrous ..... 61  
 61. Heads with 10–12 flowers, usually subtended by a large foliose subinvolucral bract ..... 121. *Verieckia*  
 61'. Heads with 18–70 flowers, without foliose subinvolucral bract ..... 62  
 62. Involucre weakly subimbricate with narrow bracts rather irregularly arranged; receptacle distinctly convex to conical ..... 39. *Tamaulipa*  
 62'. Involucre strongly subimbricate with bracts in many distinct series; receptacle plane to slightly convex ..... 63  
 63. Pappus fragile, bristles with bases narrowly articulated, non-contiguous, tips slightly but distinctly enlarged; carpodium sharply delimited above in cellular structure; leaves cordate at base in all but one species ..... 134. *Peteravenia*  
 63'. Pappus persistent, bristles not articulated at base, contiguous or nearly so, often tapering to tip; carpodium intergrading upward along ribs of achene; leaf blades usually truncate or tapering at base ..... 162. *Bartlettina*

## KEY TO THE GENERA OF THE EUPATORIEAE IN THE WEST INDIES

1. Heads with 3–5 involucral bracts and an equal number of flowers ..... 2  
 2. Pappus and anther appendage essentially lacking; filaments of the anthers papillose to puberulous ..... 57. *Piqueria*  
 2'. Pappus and anther appendage prominent; filaments of anthers smooth ..... 3  
 3. Heads with 5 flowers and 5 involucral bracts; anther appendage elliptical to obovate, with crenulate upper margin; inner surface of corolla hirtellous; pappus of narrow awns or scales ..... 58. *Stevia*  
 3'. Heads with 4 flowers and 4 principal involucral bracts; anther appendage ovate to oblong, with margin entire; inner surface of corolla without hairs except on lobe margins; pappus of many capillary bristles ..... 168. *Mikania*  
 1'. Heads with more than 5 flowers or involucral bracts ..... 4  
 4. Pappus of 3 viscid-tipped knobs; receptacle with soft areas between achene scars ..... 1. *Adenostemma*  
 4'. Pappus without viscid-tipped knobs; receptacle with sclerified areas between achene scars ..... 5  
 5. Heads with flowers interspersed with bracts or paleae ..... 6  
 6. Pappus present; receptacles not elongate ..... 79. *Lepidesmia*  
 6'. Pappus absent; receptacles becoming columnar ..... 80. *Isocarpha*  
 5'. Heads without bracts or paleae among the flowers ..... 7  
 7. Leaves viewed against light showing translucent or lens-like internal secretory pockets between veins; without glandular punctations ..... 113. *Critonia*  
 7'. Leaves without distinct translucent secretory pockets between veins, sometimes present along veins, glandular punctations often present ..... 8  
 8. Styles with distinct clavate or broadened tips ..... 9  
 9. Rosulate or subsosulate herbs with scapose inflorescences ..... 10  
 10. Heads with 9–10 flowers; pappus bristles about as long as corolla; anther appendages vestigial ..... 118. *Ciceronia*  
 10'. Heads with 30–50 flowers; pappus with a low crown of deeply lacinate scales; anther appendage large, nearly as long as wide ..... 117. *Antillia*  
 9'. Coarse herbs or shrubs with leafy stems ..... 11  
 11. Involucre and undersurfaces of leaves densely tomentose or villous ..... 128. *Grisebachianthus*  
 11'. Involucre and undersurfaces of leaves not densely tomentose or villous ..... 12  
 12. Corollas narrowly tubular, not or scarcely broadened below the lobes ..... 13  
 13. Leaves with numerous glandular punctations on lower surface; involucral bracts in 7–8 series, 3–4 series of short bracts at base; filaments of anthers inserted well above base of corolla ..... 116. *Adenocritonia*  
 13'. Leaves glabrous, without glandular punctations; involucral bracts in 5–6 series; filaments of anthers inserted near base of corolla ..... 115. *Urbananthus*  
 12'. Corollas funnelform ..... 14  
 14. Leaves greatly dissected, bipinnatifid ..... 119. *Eupatorina*  
 14'. Leaf blades simple, not dissected ..... 15  
 15. Involucral bracts all deciduous, leaving a bare receptacle at full maturity ..... 159. *Osmiopsis*  
 15'. Involucral bracts partially to completely persistent ..... 122. *Koanophyllon*

8'. Styles linear or filiform, without clavate or expanded tips .....	16
16. Pappus of simple awns or scales; receptacle conical .....	17
17. Pappus of scales with sinuous cell walls; anther appendages reduced, half or less as long as wide .....	44. <i>Phania</i>
17'. Pappus of awns or coroniform, without prominently sinuous cell walls; anther appendages as long as wide .....	43. <i>Ageratum</i>
16'. Pappus of capillary bristles, sometimes short .....	18
18. Involucre with at least inner bracts deciduous .....	19
19. Receptacle strongly convex, densely pubescent; outer involucre bracts persistent; lobes of corolla smooth on inner surface; carpopodium of thin-walled cells, procurrent on ribs of achene .....	160. <i>Hebeclinium</i>
19'. Receptacle with flower-bearing surface flat, with few or no hairs; often with all involucre bracts deciduous; lobes of corolla often densely papillose on inner surface; carpopodium with thick-walled cells, not procurrent along ribs of achene .....	154. <i>Chromolaena</i>
18'. Involucre bracts persistent .....	20
20. Corolla lobes covered on inner surface with bulging, mamillate or papillose isodiametric cells; carpopodium with thin-walled cells .....	21
21. Involucre weakly subimbricate with graduated bracts; achenes nearly or completely glabrous; corolla lobes roughened on outer surface .....	174. <i>Spaniopappus</i>
21'. Involucre eximbricate without graduated bracts; achenes setuliferous or glanduliferous; corolla lobes smooth on outer surface, with or without hairs .....	169. <i>Ageratina</i>
20'. Corolla lobes with elongate usually smooth cells on inner surface; carpopodium with thick-walled cells or obsolete .....	22
22. Achenes glanduliferous, without setulae .....	4. <i>Eupatorium</i>
22'. Achenes setuliferous or spiculiferous, with few or no glands .....	23
23. Corolla tubular; style base densely hirsute; achene with ca. 10 weak ribs .....	81. <i>Brickellia diffusa</i>
23'. Corolla slightly to strongly funnelliform or with campanulate throat; style base glabrous and unenlarged; achene with ca. 5 prominent ribs .....	24
24. Leaves without distinct and abruptly delimited petiole, sessile with tapering bases or subsessile; corolla without abrupt expansion at base of throat; carpopodium with enlarged basal row of cells .....	69. <i>Ayapana</i>
24'. Leaves with distinct petiolate or petioliform bases; corolla with abrupt expansion at base of throat; carpopodium without enlarged basal row of cells .....	25
25. Involucre with 15 bracts in 5 ranks of 3; corolla with basal tube about as long as throat; lobes smooth; base of style enlarged; carpopodium asymmetrical .....	74. <i>Condylidium</i>
25'. Involucre bracts not ranked; corolla with basal tube half or less as long as throat; lobes papillose by projecting upper ends of cells; carpopodium symmetrical .....	111. <i>Fleischmannia</i>

KEY TO THE GENERA OF THE EUPATORIEAE IN COLOMBIA

1. Pappus of knobs, scales, awns, less than 10 bristles or lacking .....	2
2. Pappus completely absent .....	3
3. Heads with paleae among flowers; receptacle columnar .....	80. <i>Isocarpha</i>
3'. Heads without bracts or paleae among the flowers .....	4
4. Anther appendages vestigial; leaves herbaceous; plants terrestrial .....	45. <i>Phalacraea</i>
4'. Anther appendages as long as wide; leaves succulent or coriaceous; epiphytes on coastal mangroves .....	152. <i>Tuberostyles</i>
2'. Pappus present .....	5
5. Pappus of 3-5 viscid-tipped knobs; receptacle with unsclerified areas between areoles; corolla lobes smooth .....	6
6. Viscid tips of pappus knobs rounded, not extending downward on outer surface; pappus with 5 knobs; anther appendage as long as wide .....	2. <i>Sciadocephala</i>
6'. Viscid tips of pappus knobs extending downward on outer surface; pappus with 3 knobs, rarely 5; anther appendage about half as long as wide .....	1. <i>Adenostemma</i>
5'. Pappus without viscid-tipped knobs; receptacle with sclerified areas between areoles; corolla lobes papillose on inner surface .....	7
7. Heads with 5 involucre bracts and 5 flowers; corollas hirtellous on inner surface .....	58. <i>Stevia</i>
7'. Heads with more than 5 involucre bracts and 5 flowers; corollas without hairs on inner surface .....	8
8. Receptacle flat or slightly convex; corolla with ampliate throat and slender basal tube; corolla lobes smooth on margins and outer surface; carpopodium symmetrical; cells of anther collar without distinct annular thickenings on walls .....	170. <i>Oxylobus</i>
8'. Receptacle conical; corolla tube short, expanding into funnelliform throat; corolla lobes papillose on both surfaces; carpopodium asymmetrical; cells of anther collar with distinct annular thickenings .....	43. <i>Ageratum</i>

- 1'. Pappus of more than 10 capillary or plumose bristles ..... 9
9. Pappus bristles plumose ..... 23. *Trichogonia*
- 9'. Pappus bristles capillary, scabrid ..... 10
10. Leaves viewed against light showing translucent or lens-like internal secretory pockets appearing as spots between veins, without glandular punctations ..... 113. *Critonia*
- 10'. Leaves without distinct translucent secretory pockets, often with glandular punctations ..... 11
11. Style appendages broadened, more than twice as wide as thick or with apex clavate ..... 12
12. Style base distinctly enlarged, forming a node, often hirsute ..... 13
13. Scandent plants with trinervate leaves; anther appendages half as long as wide; tips of style branches with abrupt enlargements ..... 72. *Gongrostylus*
- 13'. Non-scandent plants with pinnately veined leaves; anther appendages as long as wide; tips of styles gradually enlarged ..... 104. *Condylopodium*
- 12'. Style base not enlarged or pubescent ..... 14
14. Carpopodium asymmetrical, higher on one side, with distinct upper rim ..... 147. *Cronquistianthus*
- 14'. Carpopodium symmetrical, without distinct upper rim ..... 15
15. Style appendage broadened only at apex; involucre usually weakly subimbricate in up to 3 series; anther appendage often about half as long as wide ..... 122. *Koanophyllon*
- 15'. Style appendages broadened throughout; involucre strongly subimbricate in 4 or more graduated series; anther appendage as long as wide ..... 16
16. Achenes with non-glandular setulae, without glands; inner involucre bracts rather persistent ..... 136. *Aristeguietia*
- 16'. Achenes with numerous glands, without non-glandular setulae; inner involucre bracts often deciduous ..... 139. *Badilloa*
- 11'. Style appendages not enlarged or clavate, less than twice as wide as thick ..... 17
17. Involucre bracts all deciduous, leaving a bare receptacle, remaining appressed until loss, not spreading with age ..... 18
18. Receptacle with flower-bearing part conical; carpopodium strongly asymmetrical; achene usually flattened with 3 ribs ..... 153. *Praxelis*
- 18'. Receptacle with flower-bearing part flat; carpopodium symmetrical; achene prismatic with usually 5 ribs ..... 154. *Chromolaena*
- 17'. Involucre with at least lower bracts persistent, spreading with age, receptacle not completely bare when aged ..... 19
19. Heads with 4 flowers and 4 involucre bracts, often with fifth subinvolucre bract; plants usually scandent ..... 168. *Mikania*
- 19'. Heads with more than 4 flowers or 4 involucre bracts; plants not scandent ..... 20
20. Leaves and stems with yellowish granular pubescence; leaves with pinnate venation ..... 21
21. Corolla throat narrow and forming continuation of basal tube, not expanded below lobes; leaves subsessile, with blades less than 4 cm long; granular hairs with thick-walled multiseriate cells ..... 141. *Corethamnium*
- 21'. Corolla with throat amplified; leaves distinctly and abruptly petiolate, with blades 7-16 cm long; granular pubescence with thin-walled uniseriate cells ..... 177. *Jaramilloa*
- 20'. Leaves and stems without yellowish granular pubescence; leaf blades trinervately or pinnately veined ..... 22
22. Plants epiphytic or growing in deep humus; leaves rather fleshy or subcoriaceous; cells of corolla broad and quadrate with straight walls ..... 167. *Neomirandea*
- 22'. Plants not epiphytic or in deep humus; leaves not fleshy; cells of corolla not broad and quadrate ..... 23
23. Achenes with strong constriction under upper callus to one-third width of achene, pappus with callus easily detached ..... 40. *Lourteigia*
- 23'. Achenes not strongly constricted under upper callus, pappus and callus not notably detachable ..... 24
24. Inner surface of corolla lobes densely covered with bulging isodiametric cells; involucre eximbricate or irregularly subimbricate, with scarious margins narrow or lacking ..... 25
25. Lobes of corolla usually longer than wide, smooth on outer surface except for pubescence; style base with enlarged node above nectary; anther collar with numerous quadrate cells, with weakly ornamented walls ..... 169. *Ageratina*
- 25'. Lobes of corolla about as long as wide, with bulging cells on outer surface, at least near margins; style base not enlarged; only lower cells of anther collar quadrate, with dense annular thickenings on walls ..... 26

26. Achenes with glands, without non-glandular hairs; carpopodium procurent on ribs of achene	17. <i>Barrosoa</i>
26'. Achenes with non-glandular hairs, without glands; carpopodium with straight upper margin, not procurent on ribs of achene	20. <i>Conocliniopsis</i>
24'. Inner surface of corolla lobes with cells longer than wide, not significantly different from those inside of throat; involucre subimbricate with 3-5 series of graduated lengths, bracts usually with broadly scarious margins	27
27. Corolla narrowly tubular throughout or narrower above	28
28. Heads narrow with 8-14 flowers; leaves with distinct narrow petioles; achenes with 10 weak ribs; style base with hirsute node	81. <i>Brickellia diffusa</i>
28'. Heads broad with 150-300 flowers; leaves winged to base; achenes with 5 angles; node of style base glabrous	71. <i>Polyanthina</i>
27'. Corolla distinctly funnellform	29
29. Style base enlarged or pubescent above nectary	30
30. Style base without enlarged node; achenes with glands, without non-glandular hairs	5. <i>Austroeupatorium</i>
30'. Style base with distinct node above nectary; achenes with non-glandular hairs, with few or no glands	31
31. Achene with carpopodium symmetrical, with basal tier of cells much enlarged, with evenly thickened walls	32
32. Style appendage with long-projecting papillae, appendage often tapering or curled	69. <i>Ayapana</i>
32'. Style appendage nearly smooth, linear	70. <i>Ayapanopsis</i>
31'. Achene with carpopodium asymmetrical, without distinctly larger basal tier of cells, with cell walls irregularly thickened or porose	33
33. Involucre with bracts not in distinct ranks; heads with 20-80 flowers; corollas narrowly funnellform	73. <i>Heterocondylus</i>
33'. Involucre with 15 bracts in 5 ranks of 3; heads with 5-6 flowers; corollas with cylindrical basal tube and abruptly campanulate limb	74. <i>Condylidium</i>
29'. Style base without enlargement or hairs above nectary	34
34. Corolla lobes papillose by projecting upper ends of elongate cells; carpopodium with distinct upper rim; involucre bracts persistent, spreading at maturity	111. <i>Fleischmannia</i>
34'. Corolla lobes essentially smooth on inner surface; carpopodium with little or no projecting upper margin; inner involucre bracts often deciduous	35
35. Style appendages usually slightly flattened and broadened, especially at tip	36
36. Carpopodium with thin-walled cells, procurent on ribs of achene; receptacle sometimes with hairs	162. <i>Bartlettina</i>
36'. Carpopodium without thin-walled cells, not procurent on ribs of achene; receptacle glabrous	37
37. Heads mostly in sessile glomerulate clusters; achenes glabrous or nearly glabrous; anther appendage as long as wide	137. <i>Asplundianthus</i>
37'. Heads mostly short-pedunculate or in spicate clusters; achenes with numerous scabrae or glands; anther appendage less than half as long as wide to as wide as long	122. <i>Koanophyllon</i>
35'. Style appendages becoming terete and filiform above stigmatic lines	38
38. Leaves elliptical, with widely spreading pinnate venation; many-branched shrubs to 4 m tall	142. <i>Castanedia</i>
38'. Leaves ovate to suborbicular and cordiform, usually trinervate or with ascending secondary veins; herbs or subshrubs	39
39. Receptacle hemispherical, often sclerified throughout, often pilose	160. <i>Hebeclinium</i>
39'. Receptacle flat or shallowly convex, sclerified only on surface, with parenchymatous core, glabrous	40
40. Carpopodium symmetrical	135. <i>Critoniella</i>
40'. Carpopodium asymmetrical, opening to one side	165. <i>Guayania</i>

KEY TO THE GENERA OF THE EUPATORIEAE IN BRAZIL

1. Involucre bracts herbaceous and non-articulated at base; receptacle unsclerified except in achene scars, changing shape when drying	2
2. Pappus lacking	3. <i>Gymnocoronis</i>
2'. Pappus of 3 viscid-tipped knobs	1. <i>Adenostemma</i>
1'. Involucre bracts sclerified or articulated at base; receptacle either sclerified or paleaceous between achene scars	3
3. Involucre bracts all deciduous leaving a bare receptacle, bracts remaining appressed until loss, not spreading with age	4
4. Receptacle with flower-bearing surface flat; achenes prismatic usually with 5 ribs; carpopodium essentially symmetrical or obsolete	5

5. Outer lobes of peripheral flowers greatly expanded; anthers inserted near bases of corolla lobes; style base with enlarged node above nectary ..... 157. *Praxeliopsis*
- 5'. Peripheral flowers not asymmetrical with enlarged lobes; anthers inserted well below corolla lobes; style base not enlarged ..... 6
6. Pappus short and irregular; carpodium minute, poorly differentiated; leaves often dissected ..... 156. *Lomatozona*
- 6'. Pappus capillary with long bristles; carpodium distinct, shortly cylindrical ..... 154. *Chromolaena*
- 4'. Receptacle conical to columnar; achenes flattened with 2-4 ribs; carpodium strongly asymmetrical, born laterally on achene base ..... 7
7. Pappus short and irregular; receptacle columnar; outer involucre bracts sometimes slightly persistent ..... 155. *Eupatoriopsis*
- 7'. Pappus with long bristles; receptacle conical; involucre bracts totally deciduous ..... 8
8. Pappus with 5-8 stout bristles, with or without additional smaller bristles; achenes with 2 marginal ribs ..... 158. *Eitenia*
- 8'. Pappus with 20-40 capillary bristles; achenes with 3-4 ribs ..... 153. *Praxelis*
- 3'. At least outer involucre bracts persistent ..... 9
9. Individual heads with 4 or 5 subequal involucre bracts and an equal number of flowers; style branches never enlarged at tips ..... 10
10. Heads with 5 involucre bracts and 5 flowers; pappus with narrow awns or short scales; corollas hirtellous on inner surface; plants not scandent ..... 58. *Stevia*
- 10'. Heads with 4 involucre bracts and 4 flowers; pappus of capillary bristles; corollas with few or no hairs on inner surface; plants sometimes scandent ..... 168. *Mikania*
- 9'. Individual heads with more than 4 or 5 involucre bracts, often with more than 4 or 5 flowers, or style branches with enlarged tips ..... 11
11. Heads becoming elongate on columnar receptacle, with numerous indurated paleae ..... 80. *Isocarpha*
- 11'. Heads not becoming elongate on columnar receptacle, with paleae thin or lacking ..... 12
12. Style shaft pubescent on upper part ..... 34. *Stylotrichium*
- 12'. Style shaft glabrous on upper part ..... 13
13. Style base enlarged or pubescent above nectary ..... 14
14. Pappus absent ..... 15
15. Heads with paleae; leaves linear; anther appendage absent ..... 78. *Parapiqueria*
- 15'. Heads without paleae; leaves ovate to oblong; anther appendage present ..... 16
16. Heads with 4-5 flowers; corolla throats tubular, without thickened veins; style appendages thickened; style base pubescent ..... 101. *Planaltoa*
- 16'. Heads with ca. 40 flowers; corolla throats narrowly funnelliform, with veins greatly thickened below; style appendages not broader distally; style base glabrous ..... 76. *Alomiella*
- 14'. Pappus present ..... 17
17. Pappus of numerous bristles flattened on outer surface ..... 81. *Brickellia*
- 17'. Pappus bristles not flattened on outer surface ..... 18
18. Style branches long-clavate ..... 19
19. Pappus easily deciduous, bristles usually completely detached from achene at maturity ..... 100. *Leptoclinium*
- 19'. Pappus persistent ..... 20
20. Pappus elements of two different sizes ..... 21
21. Heads with 4 flowers; leaves alternate or opposite; with numerous longer pappus bristle alternating with shorter bristles ..... 99. *Goyazianthus*
- 21'. Heads with 6-8 flowers; leaves opposite; pappus with only 5 longer bristles and with more numerous smaller bristles ..... 96. *Dissothrix*
- 20'. Pappus elements without two distinctly different sizes ..... 22
22. Leaves narrowly linear, inserted in dense spiral ..... 98. *Pseudobrickellia*
- 22'. Leaves ovate, mostly opposite ..... 97. *Austrobrickellia*
- 18'. Style branches linear or filiform or enlarged only at tip, not long-clavate ..... 23
23. Corolla with narrow basal tube closely investing shaft of style, with campanulate throat; pappus bristles easily deciduous ..... 169. *Ageratina*
- 23'. Corolla funnelliform with basal tube not closely investing shaft of style; pappus rather persistent ..... 24
24. Achenes with long-stipitate or attenuate bases ..... 25
25. Heads large with 30-100 flowers; receptacle conical with minute scars; carpodium greatly enlarged, annuliform or short cylindrical; achene with prominent pale ribs; corolla lobes not longer than wide, often mamilllose in inner surface ..... 36. *Campuloclinium*

25'. Heads usually with less than 30 flowers; receptacle flat; carpodium only slightly broader than stipe; achene with concolorous ribs; corolla lobes 3 times as long as wide, smooth on inner surface	37. <i>Macropodina</i>	26
24'. Achenes without long-stipitate or attenuate bases		26
26. Style base without enlargement, with only hairs		27
27. Surface of achene with only glands, without non-glandular hairs	5. <i>Austroeupatorium</i>	28
27'. Surface of achene with numerous non-glandular setulae		28
28. Inflorescence corymbose; filaments of anthers elongate, flexuous	7. <i>Hatschbachiella</i>	29
28'. Inflorescence pyramidal to thyrsoid; filaments of anthers short and stout	6. <i>Stomatanthus</i>	29
26'. Style base with distinct enlarged node above nectary, with or without hairs		29
29. Pappus with a single long bristle; leaves dissected into 3 or more parts	77. <i>Monogereion</i>	30
29'. Pappus with 5 or more bristles; leaves simple		30
30. Carpodium with large thin-walled cells, procurrent along ribs of achene		31
31. Anther appendage bilobed, shorter than wide; receptacle flat	19. <i>Diacranthera</i>	31
31'. Anther appendage as long as wide; receptacle conical	18. <i>Dasycondylus</i>	32
30'. Carpodium with thick-walled cells, not procurrent along ribs of achene		32
32. Carpodium with lowest tier of cells distinctly larger, upper tiers of cells smaller, with walls of cells evenly thickened		33
33. Style appendage with elongate often imbricated papillae; basal node of style glabrous		33
	69. <i>Ayapana</i>	34
33'. Style appendage nearly smooth to slightly mamilllose; basal node of style often with hairs	70. <i>Ayapanopsis</i>	34
32'. Carpodium with lowest tier of cells not distinctly larger than upper tiers, walls of cells with beaded thickenings		34
34. Pappus with 5–10 bristles; style appendage with elongate imbricated papillae; basal node of style glabrous	75. <i>Gymnocondylus</i>	35
34'. Pappus with 20–35 bristles; style appendage mamilllose to nearly smooth; basal node of style often with hairs	73. <i>Heterocondylus</i>	35
13'. Style base not enlarged or pubescent		35
35. Pappus of scales, awns, or lacking; leaves opposite or alternate but not inserted in dense spiral		36
36. Anther appendage half as long as wide or less; heads with 8–12 flowers		37
37. Involucral bracts weakly overlapping, with acute tips; corolla tubes with gland-tipped hairs; leaf blades repand-dentate to pinnatifid	51. <i>Gardneria</i>	37
37'. Involucral bracts distinctly overlapping, with rounded or denticulate apices; corolla tubes without gland-tipped hairs; leaf blades with dentate margins	55. <i>Piqueriella</i>	38
36'. Anther appendage nearly as long as wide or longer		38
38. Heads without paleae		39
39. Shrubs	42. <i>Radlkoferotoma</i>	40
39'. Herbs		40
40. Involucral bracts broadly rounded; achenes with carpodium small and symmetrical; leaves acuminate, lobed	49. <i>Cavalcantia</i>	41
40'. Involucral bracts pointed; achenes with large asymmetrical carpodia; leaves not acuminate, not lobed	43. <i>Ageratum</i>	41
38'. Heads with paleae		41
41. Pappus and upper callus of achene absent, walls of achene continuing directly into corolla		41
	50. <i>Teixeiranthus</i>	42
41'. Pappus or upper callus of achene present, corolla not continuous with apex of achene		42
42. Paleae of head with expanded and ornamented tips; leaves sessile and congested, with prominent parallel venation	47. <i>Scherya</i>	43
42'. Paleae without expanded tips; leaves usually petiolate or narrowed at base, with pinnate or palmate venation	41. <i>Acritopappus</i>	43
35'. Pappus of bristles, sometimes short, rarely lacking in plants with closely spirally inserted leaves		43
43. Pappus of plumose or strongly barbellate bristles, or without pappus and bearing dense pubescence that hides distal part of corolla		44
44. Corolla densely pubescent on upper throat and lobes; stems with distinct ribs; anther appendages rounded to slightly retuse apically	23. <i>Trichogonia</i>	44
44'. Corolla with only small glands distally on outer surface; stems scarcely striate; anther appendages deeply cleft	24. <i>Trichogoniopsis</i>	45
43'. Pappus not plumose; corolla without mass of dense pubescence hiding distal part		45
45. Plants rosulate with a scapose inflorescence	35. <i>Bishopiella</i>	45

- 45'. Plants not rosulate or scapose ..... 46
46. Shrubs with leaves inserted in close spiral, leaves not progressively decreasing in size upwardly ..... 47
47. Leaves scale-like, imbricated, appressed or recurved, scarcely narrowed at base ..... 31. *Agrianthus*
- 47'. Leaves spreading from a narrow base, not or weakly imbricate ..... 48
48. Leaves viscid, without hairs; receptacle flat or slightly convex; style branches filiform, not or scarcely broadened and flattened ..... 49
49. Leaves fleshy; veins of leaves and corolla with pairs of resin ducts; involucre strictly eximbricate, with slender-tipped bracts; pappus setae of uniform width ..... 30. *Morithamnus*
- 49'. Leaves not fleshy, with prominent veins; resin ducts or pockets of leaves and corolla throat simple or single along veins; involucre weakly subimbricate, with blunt rather scarious-tipped bracts; pappus setae of various widths ..... 29. *Bahianthus*
- 48'. Leaves not viscid, pubescent; receptacle conical; style branches distinctly broadened and flattened at tips ..... 50
50. Leaves linear; receptacle highly conical, with paleae among the more peripheral flowers; anther appendage much shorter than wide; leaves not tomentose; pappus bristles not broadly fringed ..... 32. *Arrojadocharis*
- 50'. Leaves ovate to obovate; receptacle low conical, without paleae; anther appendage as long as wide or longer; leaves tomentose below; pappus bristles somewhat awn-like with narrowly winged bases ..... 33. *Lasiolaena*
- 46'. Herbs or shrubs with mostly opposite or laxly alternate leaves, leaves often progressively decreasing in size upwardly on plant, not inserted in a dense even spiral ..... 51
51. Achene with narrowly stipitate base; receptacle conical; pappus sometimes short ..... 52
52. Pappus of short, lanceolate, densely fringed bristles; anther collar very broad below; achene ribs concolorous with sides ..... 25. *Platyodanthera*
- 52'. Pappus usually of long bristles; anther collar cylindrical; achene with very prominent pale ribs ..... 36. *Campuloclinium*
- 51'. Achene base not narrowly stipitate; receptacle conical or plane; pappus always of numerous long capillary bristles ..... 53
53. Anther appendage distinctly shorter than wide ..... 54
54. Involucre distinctly subimbricate in unequal series; corolla with hairs on inner surface; style appendages not distinctly broadened distally ..... 149. *Neocabreria*
- 54'. Involucre eximbricate or weakly subimbricate, bracts mostly subequal; corolla glabrous inside; style appendages often broadened distally ..... 55
55. Anther appendage essentially lacking, often in form of 2 separate minute lobes; involucre eximbricate ..... 146. *Ophryosporus*
- 55'. Anther appendage distinct, one-third as long as wide or longer; involucre usually weakly subimbricate ..... 122. *Koanophyllon*
- 53'. Anther appendage as long as wide or longer ..... 56
56. Heads congested in dense spherical clusters ..... 124. *Sphaereupatorium*
- 56'. Heads not in dense spherical clusters ..... 57
57. Involucral bracts with slender densely pubescent apical appendages; receptacle bulbous and pubescent ..... 16. *Urolepis*
- 57'. Involucral bracts without narrow apical appendages; receptacle not bulbous, with or without hairs ..... 58
58. Involucral bracts subequal in length, all persistent ..... 59
59. Achenes with 7-10 ribs; leaves broad and sessile ..... 27. *Vittetia*
- 59'. Achenes with 4-6 ribs; leaves with narrow or petiolate bases ..... 60
60. Coarse shrubs, with coriaceous or fleshy leaves ..... 61
61. Leaves broadly elliptical, coriaceous, shiny; corolla lobes with simple tips; pappus bristles not flattened on outer surface; maritime plants ..... 28. *Litothamnus*
- 61'. Leaves obovate to oblanceolate, fleshy, viscid; corolla lobes with subapical crest on outer surface; pappus bristles flattened on outer surface; not maritime plants ..... 30. *Morithamnus*
- 60'. Herbs or weak shrubs, with leaves herbaceous or subcoriaceous, not strongly coriaceous or fleshy ..... 62
62. Achenes with numerous non-glandular setulae on surface ..... 63
63. Carpodium narrower than achene; receptacle flat; plants with leaves usually progressively decreasing in size above ..... 14. *Gyptis*
- 63'. Carpodium as broad as achene, with setulae on upper edge; receptacle conical; leaves not decrescent above ..... 20. *Conocliniopsis*
- 62'. Achene without non-glandular setulae on sides, with or without glands ..... 64
64. Achenes glabrous; receptacle flat; tips of corolla lobes with inner surface projecting as small papillose appendage ..... 22. *Prolobus*
- 64'. Achenes with glands; receptacle conical; tips of corolla lobes simple ..... 65



65. Corollas with narrowly constricted basal tubes closely investing shaft of style; receptacles pubescent or paleaceous; apical cells of pappus bristles with rounded tips; carpopodium obsolete ..... 15. *Gyptidium*
- 65'. Corollas with broadly cylindrical basal tube, not closely investing shaft of style; receptacles glabrous; apical cells of pappus bristles pointed; carpopodium large with large thin-walled cells ..... 17. *Barrosoa*
- 58'. Involucral bracts unequal in length, with inner bracts often deciduous ..... 66
66. Inner surface of corolla with dense pubescence; corolla lobes 2-4 times as long as wide ..... 148. *Steyermarkina*
- 66'. Inner surface of corolla glabrous; corolla lobes usually less than twice as long as wide ..... 67
67. Heads always with 5 flowers ..... 68
68. Inflorescence pyramidally paniculate ..... 69
69. Leaves pinnately to bipinnately dissected, with long narrow lobes; style appendages fragile, hirtellous with long narrow papillae; apical cells of pappus bristles sharply acute ..... 8. *Acanthostyles*
- 69'. Leaves narrowly ovate to linear-lanceolate, serrulate; style branches short-papillose; apical cells of pappus bristles blunt and enlarged ..... 9. *Raulinoreitzia*
- 68'. Inflorescence corymbose, with flattened or broadly rounded top ..... 70
70. Peduncles essentially glabrous, striated with prominent ridges; midveins of leaves prominently exsculptate on upper surface; plants often having viscid appearance ..... 13. *Symphyopappus*
- 70'. Peduncles distinctly pubescent, not or scarcely ridged; midveins of leaves sometimes depressed or in-sculptate on upper surface ..... 71
71. With opposite, mostly ovate, usually distinctly petiolate leaves; involucre with long, narrow, often reddish bracts in differentiated outer series, pappus not usually separating from achene as unit ..... 12. *Grazielia*
- 71'. With alternate or rarely opposite leaves, densely inserted on stems; involucre without distinct narrower bracts in outer series; pappus often separating from achene as unit ..... 72
72. Outer surface of involucral bracts glabrous; leaves alternate or opposite; carpopodium small but distinct ..... 11. *Campovassouria*
- 72'. Outer surface of involucral bracts pubescent; leaves densely spirally inserted; carpopodium obsolete ..... 10. *Disynaphia*
- 67'. Heads usually with more than 5 flowers, rarely consistently 5-flowered ..... 73
73. Cells of corolla lobes elongate with upper ends projecting as papillae; style appendages densely long-papillose ..... 111. *Fleischmannia*
- 73'. Cells of the corolla lobes not projecting at upper ends, style appendages mamilllose to short-papillose ..... 74
74. Leaves viewed against light with translucent or lens-like internal secretory pockets showing as spots between veins, without glandular punctations ..... 113. *Critonia*
- 74'. Leaves without translucent internal secretory pockets, often with glandular punctations ..... 75
75. Pappus bristles barbellate below and tapering to a smooth tip in distal half ..... 138. *Austrocritonia*
- 75'. Pappus bristle without smooth tapering distal halves, scabrid to tips ..... 76
76. Leaves with pinnate venation, secondary veins sometimes strongly ascending ..... 77
77. Carpopodium asymmetrical on base of achene ..... 165. *Guayania*
- 77'. Carpopodium symmetrical on base of achene or obsolete ..... 78
78. Heads with paleae; leaf blades elliptical ..... 131. *Idiothamnus*
- 78'. Heads without paleae; leaf blades ovate ..... 144. *Malmeanthus*
- 76'. Leaves strongly trinervate from base ..... 79
79. Scandent plants; bases of leaf blades acute; corolla lobes twice as long as wide or longer ..... 127. *Santosia*
- 79'. Erect herbs or shrubs; bases of leaf blades obtuse, truncate, or cordate; corolla lobes about as long as wide ..... 80
80. Heads with 5-10 flowers; cells of anther collars with dense transverse annular thickenings on walls; shrubs ..... 21. *Bejaranoa*
- 80'. Heads with 20-80 flowers; cells of anther collars without obvious annulations on walls; coarse herbs ..... 81
81. Leaf blades with cordate bases; receptacle hemispherical, sclerified throughout; style appendages filiform, terete ..... 160. *Hebeclinium*
- 81'. Leaf blades with obtuse or truncate bases; receptacle convex to low conical, with parenchymatous core; style appendages narrowly linear, somewhat flattened or channeled ..... 162. *Bartlettina*

## TREATMENT OF THE SUBTRIBES AND GENERA OF THE EUPATORIEAE

ACCEPTED SEQUENCE OF THE SUBTRIBES AND  
GENERA OF THE EUPATORIEAE

The 18 subtribes and 180 genera of the Eupatorieae are treated in this revision in the following sequence. The numbers before the genera are a rearrangement based on the series of numbers allotted to the tribe in the Dalla Torre and Harms (1900-1907) system.

- I. Adenostemmatinae  
 8778 *Adenostemma*  
 8778a *Sciadocephala*  
 8778b *Gymnocoronis*
- II. Eupatoriinae  
 8779 *Eupatorium*  
 8779a *Austroeupatorium*  
 8780 *Stomatanthes*  
 8780a *Hatschbachiella*
- III. Disynaphiinae  
 8781 *Acanthostyles*  
 8781a *Raulinoreitzia*  
 8781b *Disynaphia*  
 8781c *Campovassouria*  
 8781d *Grazielia*  
 8782 *Symphyopappus*
- IV. Gyptidinae  
 8783 *Gyptis*  
 8783a *Gyptidium*  
 8783b *Urolepis*  
 8784 *Barrosoa*  
 8784a *Dasycondylus*  
 8784b *Diacranthera*  
 8784c *Conocliniopsis*  
 8784d *Bejaranoa*  
 8784e *Prolobus*  
 8785 *Trichogonia*  
 8785a *Trichogoniopsis*  
 8785b *Platypodanthera*  
 8785c *Neocuatrecasia*  
 8786 *Vittetia*  
 8786a *Litothamnus*  
 8787 *Bahianthus*  
 8787a *Morithamnus*  
 8788 *Agrianthus*  
 8788a *Arrojadocharis*  
 8788b *Lasiolaena*  
 8788c *Stylotrichium*  
 8788d *Bishopiella*  
 8789 *Campuloclinium*  
 8789a *Macropodina*  
 8790 *Conoclinium*
- 8790a *Tamaulipa*  
 8791 *Lourteigia*
- V. Ageratinae  
 8792 *Acritopappus*  
 8793 *Radlkoferotoma*  
 8794 *Ageratum*  
 8794a *Phania*  
 8794b *Phalacraea*  
 8794c *Blakeanthus*  
 8794d *Scherya*  
 8794e *Ascidiogyne*  
 8794f *Cavalcantia*  
 8794g *Teixeiranthus*  
 8794h *Gardnerina*  
 8795 *Ellenbergia*  
 8795a *Guevaria*  
 8795b *Ferreyrella*  
 8795c *Piqueriella*  
 8795d *Piqueriopsis*  
 8796 *Piqueria*  
 8797 *Stevia*  
 8797a *Metastevia*  
 8798 *Carphochaete*  
 8798a *Cronquistia*  
 8798b *Revealia*  
 8799 *Macvaughiella*  
 8800 *Microspermum*  
 8800a *Iltisia*
- VI. Trichocoroninae  
 8801 *Trichocoronis*  
 8801a *Shinnersia*  
 8801b *Sclerolepis*
- VII. Ayapaninae  
 8802 *Ayapana*  
 8802a *Ayapanopsis*  
 8802b *Polyanthina*  
 8802c *Gongrostylus*  
 8802d *Heterocondylus*  
 8802e *Condylium*  
 8802f *Gymnocondylus*  
 8802g *Alomiella*  
 8802h *Monogereion*  
 8802i *Parapiqueria*  
 8802j *Lepidesmia*  
 8803 *Isocarpha*
- VIII. Alomiinae  
 8804 *Brickellia*  
 8804a *Barroetea*  
 8804b *Phanerostylis*  
 8804c *Brickelliastrum*

- 8804d *Flyriella*  
 8805 *Ageratella*  
 8805a *Asanthus*  
 8806 *Malperia*  
 8806a *Pleurocoronis*  
 8807 *Alomia*  
 8808 *Dyscritogyne*  
 8808a *Kyrsteniopsis*  
 8808b *Pseudokyrsteniopsis*  
 8808c *Steviopsis*  
 8809 *Carminatia*  
 8810 *Dissothrix*  
 8810a *Austrobrickellia*  
 8810b *Pseudobrickellia*  
 8810c *Goyazianthus*  
 8810d *Leptoclinium*  
 8810e *Planaltoa*  
 8811 *Crossothamnus*  
 8811a *Helogyne*  
 8812 *Condylopodium*
- IX. *Liatrinae*  
 8813 *Liatris*  
 8813a *Litrisa*  
 8813b *Trilisa*  
 8813c *Carphephorus*  
 8813d *Garberia*  
 8814 *Hartwrightia*
- X. *Fleischmanniinae*  
 8815 *Fleischmannia*  
 8815a *Sartorina*
- XI. *Critoniinae*  
 8816 *Critonia*  
 8816a *Critoniadelphus*  
 8816b *Urbananthus*  
 8816c *Adenocritonia*  
 8817 *Antillia*  
 8817a *Ciceronia*  
 8817b *Eupatorina*  
 8817c *Fleischmanniopsis*  
 8817d *Verieckia*  
 8818 *Koanophyllon*  
 8818a *Eupatoriastrum*  
 8818b *Sphaereupatorium*  
 8818c *Bishovia*  
 8818d *Nothobaccharis*  
 8818e *Santosia*  
 8818f *Grisebachianthus*  
 8818g *Lorentzianthus*  
 8818h *Chacoa*  
 8818i *Idiothamnus*  
 8818j *Mexianthus*  
 8818k *Neohintonia*  
 8818l *Peteravenia*
- 8819 *Critoniella*  
 8819a *Aristeguietia*  
 8819b *Asplundianthus*  
 8819c *Austrocritonia*  
 8819d *Badilloa*  
 8819e *Grosvenoria*  
 8819f *Corethamnium*  
 8819g *Castenedia*  
 8819h *Imeria*  
 8819i *Malmeanthus*  
 8819j *Hughesia*  
 8820 *Ophryosporus*  
 8820a *Cronquistianthus*  
 8820b *Steyermarkina*  
 8820c *Neocabreria*  
 8820d *Uleophytum*  
 8820e *Amboroa*  
 8821 *Tuberostyles*
- XII. *Praxelinae*  
 8822 *Praxelis*  
 8822a *Chromolaena*  
 8822b *Eupatoriopsis*  
 8822c *Lomatozona*  
 8822d *Praxeliopsis*  
 8822e *Eitenia*  
 8822f *Osmiopsis*
- XIII. *Hebecliniinae*  
 8823 *Hebeclinium*  
 8823a *Amolinia*  
 8823b *Bartlettina*  
 8823c *Decachaeta*  
 8823d *Erythradenia*  
 8823e *Guayania*  
 8823f *Matudina*
- XIV. *Neomirandeeinae*  
 8824 *Neomirandea*
- XV. *Mikaniinae*  
 8825 *Mikania*
- XVI. *Oxylobinae*  
 8826 *Ageratina*  
 8826a *Oxylobus*  
 8826b *Piptothrix*  
 8826c *Jaliscoa*  
 8826d *Pachythamnus*  
 8826e *Spaniopappus*  
 8826f *Standleyanthus*  
 8826g *Kaunia*  
 8826h *Jaramilloa*
- XVII. *Hofmeisteriinae*  
 8827 *Hofmeisteria*
- XVIII. *Oaxacaniinae*  
 8828 *Oaxacania*  
 8828a *Carterothamnus*

## SUBTRIBE I. ADENOSTEMMATINAE

Adenostemmatinae B. Robinson, Contr. Gray Herb. n.s. 42: 435. 1913. TYPE: *Adenostemma* J. R. Forster & G. Forster.

Annual or perennial *herbs*, often creeping or with decumbent bases; *leaves* opposite. *Inflorescence* terminal, unbranched or cymose. Heads pedicellate; *involucral bracts* eximbricate, herbaceous without articulated or sclerified bases; receptacle glabrous, without sclerified tissue between achene scars, shallowly convex, becoming more convex with age. *Flowers* 10–200 in a head; corollas mostly pale, lobes smooth on inner surface; cells of anther collar with annular thickenings on walls; style base without enlargement, glabrous; style branches weakly mamillate to smooth. *Achenes* 3–5-angled; carpodium with thin-walled subquadrate cells; pappus often with 3 or 5 viscid-tipped knobs. Basic chromosome number  $x = 10$ .

The subtribe is regarded as the most individually isolated element in the Eupatorieae, but it does show all essential features of the tribe. The most distinctive character is the receptacle, which is mostly soft tissue without fixed form, and which shows structural continuity with the involucral bracts. The two most obvious results are the change of shape in the receptacle as the plant ages, and the tendency for the involucral bracts in *Adenostemma* to be fused for a short distance at their bases.

The viscid-tipped knobs of the pappus are also a distinctive feature of the subtribe, although these are lacking in the genus *Gymnocoronis*. It is the combination of viscid-tipped knobs and the presentation on the more convex older receptacles that apparently accounts for the great distributional success in the pantropical genus *Adenostemma* (Yapp, 1906).

The Adenostemmatinae was the subtribe most nearly

recognized as a natural unit prior to the present study. Even so, all previous treatments included some extraneous elements. Bentham and Hooker (1873) placed *Adenostemma* and *Gymnocoronis* together, but as two of seven genera of the Piquerieae. B. Robinson (1913a) also placed the two genera together in the new subtribe Adenostemmatinae, but included *Hartwrightia* in the group. The latter is placed in the Liatrineae in this treatment. At the time of its description, *Sciadocephala* Mattfeld (1938) was recognized as a close relative of *Adenostemma*, although it did not have the anther appendage shortened as in the other two genera of the group.

Two of the genera, *Gymnocoronis* and *Sciadocephala*, are restricted to the Neotropical Region. *Adenostemma* is pantropical with apparently nearly equal amounts of diversity in each hemisphere.

## KEY TO THE GENERA OF THE SUBTRIBE ADENOSTEMMATINAE

1. Pappus essentially absent ..... 3. *Gymnocoronis*
- 1'. Pappus of 3 or 5 elongate viscid-tipped knobs ..... 2
2. Glandular tips of pappus knobs rounded, not extending downward on outer surface of knob; pappus with 5 knobs; anther appendage as long as wide ..... 2. *Sciadocephala*
- 2'. Glandular tips of pappus knobs extending downward on outer surface of knob; pappus usually with 3 knobs, rarely 5; anther appendage about one-half as long as wide ..... 1. *Adenostemma*

1. *Adenostemma*

*Adenostemma* J. R. Forster & G. Forster, Char. Gen. Pl. 89. 1776. TYPE: *A. viscosum* J. R. Forster & G. Forster.

*Lavenia* Sw., Prodr. Veg. Ind. Occ. 112. 1788. LECTOTYPE: *L. erecta* Sw.

Perennial *herbs*, creeping or erect with usually procumbent bases, few or no branches. *Stems* terete to weakly ribbed, fistulose. *Leaves* opposite, short- to long-petiolate; blades narrowly elliptical to broadly ovate or hastate, base slightly to strongly cuneate, trinervate, margin crenate to strongly serrate, apex acute to slightly acuminate. *Inflorescence* very laxly cymose, branches elongate, heads pedicellate. *Involucral bracts* 10–30, eximbricate, in 2 slightly overlapping series, somewhat fused at base, equal to subequal, spreading when mature; receptacle convex, becoming more convex with age, covered with discrete oval deeply concave scars, with soft tissue between, glabrous. *Florets* 10–60 in a head; corolla usually pale, narrowly funnelliform or with narrow basal tube and broadly campanulate limb, usually with hairs or glands on outer surface, hairs often moniliform; lobes triangular, ca. 1.5 times longer than wide, non-papillose; anther collar usually strongly expanded below, with few to many subquadrate cells, cell walls with transverse annular thickenings; anther appendage distinctly shorter than wide; style base not enlarged, glabrous, shaft of style with or without long



PLATE 1. *Adenostemma platyphyllum* Cass.—A. Habit,  $\times \frac{1}{2}$ .—B. Head,  $\times 6$ .—C. Style,  $\times 15$ .—D. Achene,  $\times 15$ .

hairs; style appendages slightly to strongly clavate, often forming most showy part of head, fleshy, rounded apically, scarcely mamillate below, becoming smooth above. *Achenes* slightly curved, usually 3-angled without distinct ribs (5-angled in *A. hirtiflora*), often tuberculate; carpodium forming a prominent asymmetrical knob with a stout vascular basal point, vascular trace usually sinuous (symmetrical in *A. hirtiflora*), cells subquadrate with firm thin walls; pappus of usually 3 terete clavate knobs (5 in *A. hirtiflora*), knobs with tips and upper outside surface covered with elongate mass of viscid glands. *Pollen grains* ca. 20–23  $\mu\text{m}$  in diameter. Plate 1.

*Adenostemma* is a genus of about 20 species occurring primarily at low elevations in Central America, the West Indies, South America, Africa, Asia, and the Pacific Islands. Species are almost equally divided between the Neotropical and Paleotropical Regions. The Neotropical species with the exception of *A. flintii* have hairs on the shaft of the style, but no such hairs occur in the Paleotropical members of the genus. The 5-angled and 5-knobbed condition of the achene, which might be presumed more primitive, is found only in the Central American *A. hirtiflora*. In the Paleotropical Region, the Linnaean species, *A. lavenia* (L.) Kuntze, is notable for its near restriction to the type locality, Ceylon. This contrasts with the wide distribution of the Forster species, *A. viscosum*, which ranges from Africa to Hawaii. Among the Neotropical species, the *A. platyphyllum* group shows a series of parallel north-south distributions in the Andes that may be the result of distribution by birds (King & Robinson, 1974).

The distribution mechanism of *Adenostemma* is particularly highly developed. At anthesis, the knobs of the achenes are borne upright and buried under the mass of corollas. As the head ages, the corollas remain in a mass, held together by the entangled hairs on their surfaces, while the receptacle changes shape and pulls the achenes outward from under the corollas. In the fully mature achenes, the knobs are viscid and are presented in a sub-spherical cluster, while the mass of corollas has fallen away. The result is the wide distribution of the genus and many of the species. The pantropical distribution is reminiscent of that of the Helianthean subtribe Coreopsidinae, many members of which are also well-equipped for distribution by animals.

At the time that the present study was initiated, the most recent survey of *Adenostemma* was that of DeCandolle (1836). In the absence of any monograph, various floras tended to treat most members of the genus as

part of one pantropical species, sometimes under the name *A. viscosum* and sometimes as *A. lavenia*. Grierson (1972) was the first to partially refine the species concepts in his review of the genus in Ceylon. Subsequently, the species that have been placed under the names *A. viscosum* and *A. lavenia* in America have been revised (King & Robinson, 1974).

The generic name is derived from the greek words *adeno* (= gland) and *stemma* (= crown).

The following 24 species are recognized in the genus:

- Adenostemma angustifolium* Arn., Ceylon, India.
- Adenostemma berterii* DC., W Indies.
- Adenostemma brasilianum* Cass., Argentina, Bolivia, Brazil, Uruguay.
- Adenostemma caffrum* DC., S Africa.
- Adenostemma cuatrecasasii* R. King & H. Robinson, Colombia.
- Adenostemma flintii* R. King & H. Robinson, Nicaragua.
- Adenostemma fosbergii* R. King & H. Robinson, Colombia, Ecuador, Peru.
- Adenostemma goyazense* R. King & H. Robinson, Brazil.
- Adenostemma hirsutum* (Blume) DC., Indonesia.
- Adenostemma hirtiflorum* Benth., Nicaragua.
- Adenostemma involuclatum* R. King & H. Robinson, Brazil.
- Adenostemma lanceolatum* Miq., Pacific.
- Adenostemma lavenia* (L.) Kuntze, Ceylon.
- Adenostemma madurensis* DC. in Wight, India.
- Adenostemma mauritianum* DC., Ceylon, Indian Ocean.
- Adenostemma platyphyllum* Cass., Venezuela, Colombia, Panama, Ecuador, Peru, Bolivia, Argentina.
- Adenostemma renschii* J. Koster, Indonesia.
- Adenostemma schimperi* Schultz-Bip. ex A. Rich., E Africa.
- Adenostemma suffruticosum* Gardner, Brazil.
- Adenostemma tinctorium* (Lour.) Cass., SE Asia.
- Adenostemma vargasii* R. King & H. Robinson, Peru.
- Adenostemma verbescina* (L.) Kuntze, W Indies, Brazil.
- Adenostemma viscosum* J. R. Forster & G. Forster, Africa, Ceylon, India, Indonesia, Pacific.
- Adenostemma vitiense* H. Robinson, Fiji.

## 2. Sciadocephala

*Sciadocephala* Mattf., Notizbl. Bot. Gart. Berlin-Dahlem 14: 41. 1938. TYPE: *S. schultze-rhonhofiae* Mattf.

Perennial herbs, with procumbent to erect bases, usually decumbent with few or no branches; stems terete, striated, puberulous. Leaves opposite, distinctly petiolate; blades narrowly ovate to elliptical or slightly obovate, margin entire to serrate, venation trinervate to pinnate. Inflorescence monocephalic to laxly sub-cymose, heads pedicellate. Involucral bracts ca. 6–14, persistent, eximbricate in 1–2 series, subequal to equal, ovate, separated to base, spreading when mature, with scarious margin; receptacle scarcely convex, becoming more convex with age, with discrete oval scars separated by soft tissue, glabrous. Florets ca. 9–15 in a head; corolla white, narrowly funnelform with sparse hairs on outer surface; lobes 5, triangular, slightly to distinctly longer than wide; anther collar stout, not or slightly broadened below, cell walls with prominent transverse annular thickenings; anther appendage ovate, as long as wide or slightly longer; nectary usually glabrous (bearing hairs in *S. amazonica*); style base not enlarged, glabrous; style branches long and narrow, rounded apically, scarcely mamillate below, smooth distally. Achenes narrowly prismatic, nearly terete, without distinct ribs; carpodium only slightly asymmetrical, not enlarged, not sharply demarcated above, with cells subquadrate, cell walls thin; pappus of 5 terete clavate knobs, knobs with a short globular mass of glutiniferous glands apically. Pollen grains ca. 25–30  $\mu\text{m}$  in diameter. Plate 2.



PLATE 2. *Sciadocephala schultze-rhnhofae* Mattf.—A. Habit,  $\times \frac{1}{2}$ .—B. Head,  $\times 3\frac{1}{2}$ .—C. Corolla showing anthers,  $\times 7$ .—D. Style with nectary,  $\times 5$ .—E. Achene,  $\times 9$ .

The genus consists of five known species from northern South America and Panama. In contrast to *Adenostemma*, the species of *Sciadocephala* appear to have very limited distributions, and the species are represented by few col-

lections (King & Robinson, 1974l, 1975a, 1976d). The species do not seem to share the full adaptation to more effective animal vectors that is seen in *Adenostemma*.

In many of its characteristics, *Sciadocephala* seems to

retain a state that would be regarded as primitive in comparison with the condition in *Adenostemma*. The achenes retain five angles and five knobs, the glanduliferous tips of the knobs are simple spheres, the style appendages are narrow and comparatively dense as in most members of the tribe, the anther collars are not broadened below, and the involucrel bracts are separate to the base. Nevertheless, it does not seem likely that *Sciadocephala* is simply a relict of the primitive stock from which *Adenostemma* arose. It seems more likely that *Sciadocephala* is actually specialized in its own way, with adaptation toward a different reproductive strategy. Certainly, where mentioned, the habitat of mature forest floors is different. It is possible that the glandular tips of the pappus may function in a completely different manner from those in *Adenostemma*, perhaps being some form of elaiosome.

*Sciadocephala amazonica* is the only species in the tribe

known to have pubescence on the nectary. *Eremanthus mattogrossensis* Kuntze of the Veronicaceae is the only other species presently known in the family with a pubescent nectary (H. Robinson, 1980).

The generic name is formed from the Greek words *skia-dos* (= umbrella) and *cephala* (= head), apparently in reference to the spreading form of the head parts. Mattfeld (1938) commented that the head of his species of *Sciadocephala* superficially looked more like the umbel of a *Hydrocotyle* than the head of an Asteraceae.

The following five species are recognized in the genus:

- Sciadocephala amazonia* R. King & H. Robinson, Colombia.  
*Sciadocephala asplundii* R. King & H. Robinson, Ecuador.  
*Sciadocephala dressleri* R. King & H. Robinson, Panama.  
*Sciadocephala pakaraimae* (Maguire & Wurd.) R. King & H. Robinson, Guyana.  
*Sciadocephala schultze-rhohofiae* Mattf. in Diels, Ecuador.

### 3. *Gymnocoronis*

*Gymnocoronis* DC., Prodr. 5: 106. 1836. LECTOTYPE: *G. attenuata* DC.

Annual to perennial *herbs*, erect, mostly unbranched; stems angled, fistulose. *Leaves* opposite, sessile or petiolate; blades lanceolate to ovate or deltoid, venation trinervate to subpinnate with ascending veins. *Inflorescence* strongly cymose, heads pedicellate. *Involucrel bracts* ca. 20–50, eximbricate in ca. 2 series, equal to subequal, narrowly oblong; receptacle convex, becoming more convex with age, with discrete oval scars and with soft tissue between, glabrous. *Florets* 50–200 in a head; corolla white, narrowly funnelform, with short-stalked glands on outer surface; lobes triangular, as wide as long to wider than long; anther collar slightly enlarged, cells subquadrate, cell walls with transverse annular thickenings; anther appendage small, wider than long; style base not enlarged, glabrous; style branches very broadly oar-shaped, surface mamillate below, smooth above. *Achenes* slightly curved, prismatic (4–)5-ribbed, glanduliferous between ribs, ribs sometimes corky (projecting slightly above rim of upper callus in *G. nutans*); carpopodium short-cylindrical, with ca. 8 series of small, thin-walled, quadrate cells, with or without a sinuous vascular trace; pappus lacking. *Pollen grains* ca. 23  $\mu\text{m}$  in diameter. Plate 3.

The five species of the genus occur in marshy areas in tropical America. Four of the species form a closely related group in Mexico and Guatemala, while one species has a wide range in South America from Argentina and Uruguay northward to northern Bolivia and western Brazil. One of the species, *G. nutans*, has corky wings with slight upward extensions that were interpreted as rudiments of a pappus by Greenman, who placed the species in *Adenostemma* (Greenman, 1912). Actually, in this species as in all members of the genus, a true pappus is completely lacking. The expanded base of the corolla almost completely covers the top of the achene.

*Gymnocoronis* and *Adenostemma* apparently have been associated with each other in previous taxonomic treatments primarily because of the similar appearance of their heads, the short anther appendages, and the often glan-

dularly papillose surfaces of their achenes. The association has been in spite of the difference in their pappus. The presence of a pappus of gland-tipped knobs in both *Adenostemma* and *Sciadocephala* might indicate that the ancestor of *Gymnocoronis* had a pappus of a somewhat similar type.

The distinctions and distributions of the species are discussed by King and Robinson (1974).

The following five species are recognized in the genus:

- Gymnocoronis latifolia* Hook. & Arn., Mexico, Guatemala.  
*Gymnocoronis matudae* R. King & H. Robinson, Mexico.  
*Gymnocoronis nutans* (Greenman) R. King & H. Robinson, Mexico.  
*Gymnocoronis sessilis* S. F. Blake, Mexico.  
*Gymnocoronis spilanthisoides* DC., Argentina, Bolivia, Brazil, Paraguay, Peru, Uruguay.





PLATE 3. *Gymnocoronis spilanthoides* (D. Don) DC.—A. Habit,  $\times \frac{5}{9}$ .—B. Head,  $\times 4\frac{1}{2}$ .—C. Floret showing anthers,  $\times 16$ .—D. Style,  $\times 16$ .

## SUBTRIBE II. EUPATORIINAE

Eupatoriinae Dumort., Fl. Belg. 64. 1827. TYPE: *Eupatorium* L.

Annual or perennial *herbs* and *subshrubs*, usually erect with clustered or branching stems; *leaves* mostly opposite or whorled, alternate above. *Inflorescence* terminal, usually corymbose or pyramidal. Heads short pedicellate or sessile; *involucral bracts* subimbricate, often broadly scarious or sclerified; receptacle scarcely convex, glabrous. *Flowers* 3–23 in a head; corollas white or reddish purple, lobes smooth on inner surface, sometimes with stomata on outer surface; cells of anther collar with or without annular thickenings on walls; style base with hairs, usually without enlargement, somewhat enlarged in 4 species of *Eupatorium*; style branches usually without apical enlargement, enlarged in some *Stomatanthes*, densely short papillose except on enlargements. *Achenes* 5-angled; carpopodium obsolete to enlarged, cells with thin to nodularly thickened walls; pappus of many capillary bristles. Basic chromosome number  $x = 10$ .

The subtribe is most distinct in the comparatively few-flowered heads and the pubescent bases of the styles. Pubescence on the style is lacking in the subtribe only in some specimens of *Eupatorium capillifolium*. The subtribe is also notable for the only members of the tribe with stomata on the corolla lobes, such stomata being found in some species of both *Eupatorium* and *Stomatanthes*. The base of the style is usually without an enlarged node, but some enlargement occurs in the four American species of *Eupatorium* with verticillate leaves. The cells of the anther collar have dense annular thickenings on the walls in the basically South American genera, but these are lacking in the more northern genus *Eupatorium*. Many members of the group have apical cells of the pappus bristles with rounded tips, a character mostly restricted in the tribe to genera of the three related subtribes, Eupatoriinae, Disynaphiinae, and Gyptidinae.

Whorled leaves occur in two of the genera of the subtribe, but are of two different types. The whorled leaves in some species of *Eupatorium* seem to be sessile variations of the tripartite leaf type found in some European and Asian members of the genus. The whorled leaves of

*Stomatanthes trigonus* seem to be true verticils, varying in some specimens into subverticillate or alternate-leaved forms.

The Eupatoriinae shares with the Disynaphiinae and Gyptidinae, a distribution centered in the eastern parts of North and South America. The Eupatoriinae differs from the others by its wide natural occurrence in the Eastern Hemisphere. *Eupatorium* has extended its range into Asia, Europe, and as far as northern Africa, apparently through Alaska where it no longer occurs. *Stomatanthes* has reached Africa with three species, apparently across the South Atlantic. In addition to the natural occurrences, *Austroeupatorium inulaefolium* has become adventive in various areas such as Sumatra and Ceylon. The fourth genus, *Hatschbachiella*, is restricted to eastern South America.

All members of the Eupatoriinae have a capillary pappus, and have been included in the traditional concepts of the genus *Eupatorium*, but the members of the four genera included here in the subtribe were not recognized as having any special relationship to each other until the present study.

## KEY TO THE GENERA OF THE SUBTRIBE EUPATORIINAE

1. Surface of achenes with only glands ..... 2
2. Achenes without prominent carpopodium; cells of anther collars without dense annular thickenings on walls ... 4. *Eupatorium*
- 2'. Achenes with prominent elongate or broadened carpopodium; cells of anther collars with dense annular thickenings on walls ..... 5. *Austroeupatorium*
- 1'. Surface of achenes with numerous setulae ..... 3
3. Inflorescence pyramidal or thyrsoïd; filaments of anthers short and stout; tips of style branches often enlarged ..... 6. *Stomatanthes*
- 3'. Inflorescence corymbose; filaments of anthers elongate, flexuous ..... 7. *Hatschbachiella*

4. *Eupatorium*

*Eupatorium* L., Sp. Pl. 2: 836. 1753. TYPE: *Eupatorium cannabinum* L.

*Traganthes* Wallr., Sched. Crit. 1: 456. 1822. TYPE: *Artemisia tenuifolia* Willd. [= *Eupatorium capillifolium* (Lam.) Small].

*Eutrochium* Raf., New Fl. 4: 78. 1838. No species assigned.

*Chone* Dulac, Fl. Hautes-Pyrénées 512. 1867. TYPE: *C. heterophylla* Dulac (= *Eupatorium cannabinum* L.).

*Cunigunda* Bubani, Fl. Pyren. 2: 273. 1900. TYPE: *C. vulgaris* Bubani (= *Eupatorium cannabinum* L.).

*Uncasia* E. Greene, Leaf. Bot. Observ. 1: 13. 1903. TYPE: *Eupatorium perfoliatum* L.

*Eupatoriadelphus* R. King & H. Robinson, Phytologia 19: 431. 1970. TYPE: *Eupatorium purpureum* L.

Annual to perennial herbs, erect, few- to many-branched. Stems terete, striated, pubescent or glabrous, fistulose or solid. Leaves opposite or verticillate, upper leaves subopposite to alternate, sessile or petiolate; blades linear to ovate, deltoid, or trilobed, margins serrate to subentire. Inflorescence a corymbose or pyramidal panicle; heads short pedicellate. Involucral bracts 10–22, weakly to strongly subimbricate, in 2–5 series, usually persistent, inner bracts deciduous in some species; receptacle flat or weakly convex, glabrous. Florets 3–23 in a head; corollas white to purple, lavender, or pink, narrowly funnelliform or with constricted basal tube and narrowly to broadly campanulate limb, outer surface with glands often concentrated at base of throat and on outer surfaces of lobes, rarely with a few hairs; lobes triangular to oblong-ovate, usually slightly longer than wide, smooth on inner surface, with or without stomata on outer surface; anther collar cylindrical, cells subquadrate to short-oblong, walls without or with beaded thickenings; anther appendage large, ovate-triangular, ca. 1.5 times as long as wide; style base puberulous (rarely glabrous in *E. capillifolium*), with or without enlargement; style branches filiform to slightly broadened or flattened distally, papillose with erect-spreading usually apiculate surface cells. Achenes prismatic, 5-ribbed, with few to many glands, sometimes with a few setulae; carpodium not or slightly differentiated, sclerified cells when present subquadrate to broadly oblong in up to 8 series, with thin firm walls; pappus of 25–40 scabrous persistent bristles, apical cells of bristles with rounded to short-acute tips. Pollen grains 16–25  $\mu\text{m}$  in diameter. Plate 4.

As treated in traditional systems of classification, *Eupatorium* has been a highly artificial concept, tending to include all members of the tribe with a pappus of numerous capillary bristles, 5 ribs on the achene, and an anther appendage as long as or longer than wide. Even from the time of the original validation of Tournefort's name by Linnaeus (1753), *Eupatorium* has been a somewhat artificial concept; still, nine of the original fourteen species were what is here recognized as *Eupatorium*, and the concept was no more artificial than many others at the time. This is likely a reflection of the primarily north temperate orientation of Linnaeus's work, since true *Eupatorium* is prominent in that area.

The limits and arcto-tertiary geography of the genus are discussed by King and Robinson (1970*u*). The present treatment differs from that of 1970 only by the re-inclusion of the verticillate American species (*Eupatoriadelphus*) in the concept.

*Eupatorium* is the typical genus of the tribe and the only genus of the tribe occurring naturally in Europe. The type species, *E. cannabinum*, the only species west of India, is regarded as a comparatively recent range extension. The diversity of species in eastern Asia, Taiwan, and the Philippines would indicate a longer residency of the genus in that area. Access to Asia was evidently across the Bering Strait.

The genus is concentrated in North America, where it is presently restricted to areas from the eastern slopes of the Rocky Mountains eastward. The overall geographical patterns of the tribe, and the present distribution of the genus, suggest that *Eupatorium* never occurred in the western United States. The link to Asia through Alaska was probably tenuous at best, and it did not survive the Pleistocene. Links between *Eupatorium* and related genera to the south have also disappeared. The southward

extensions of *Eupatorium* into the West Indies, and the northward extensions of *Austroeupatorium* to Panama and Trinidad are recent.

The genus in eastern North America consists of three distinctive subunits. The verticillate-leaved species with enlarged style bases, stomata on the corolla lobes, and reddish-purple flowers have been recently segregated as *Eupatoriadelphus* and apparently represent the same group designated by Rafinesque as *Eutrochium*. The group is distinctive among the American species, but it is approached closely in leaf arrangement and head shape by some palearctic material, especially some variants of *E. chinense*. The majority of *Eupatorium* in eastern North America falls into what was called *Uncasia* by Greene (1903). The group widely overlaps the area of the verticillate-leaved species but does not reach as far to the northwest. It reaches farther south with one collection from just south of the Río Grande in Mexico and one (adventive?) species in the Dominican Republic. The species are apparently completely reproductively isolated from those with verticillate leaves. Sullivan (1976) has extensively studied the distributions of diploid and polyploid populations of the *Uncasia* group. *Uncasia*, *Eutrochium*, and the palearctic *Eupatorium* seem to stand in relationship to each other as three points of a triangle. The remaining element of the genus in eastern North America involves three species, *E. capillifolium*, *E. compositifolium*, and *E. leptophyllum*, which are specialized for wind pollination and that are the group to which the name *Traganthes* can be applied. Typical *Traganthes* and typical *Uncasia* are well known to hybridize, forming the entity known as *E. pinnatifidum* Elliott, but Sullivan (1975) has shown that the hybrids are always sterile and that the two groups are totally isolated reproductively. The pollen of the wind-pollinated *Traganthes* group can be distinguished by its



PLATE 4. *Eupatorium cannabinum* L.—A. Habit,  $\times \frac{1}{2}$ .—B. Head,  $\times 7\frac{1}{2}$ .—C. Corolla showing anthers,  $\times 10$ .—D. Style,  $\times 10$ .—E. Achene,  $\times 10$ .

shorter spines (Sullivan, 1975). The group ranges farther south than other members of the genus, reaching Cuba and the Bahamas. *Eupatorium capillifolium* has occasionally been found as a waif on Caribbean shores in Guatemala (Williams, 1976) and Venezuela.

Some common names are in use for members of the genus *Eupatorium* in eastern North America. The *Eutrochium* group is often known as Joe-Pye-Weed, *Uncasia* species are commonly called Bonesets or Throughworts, and members of the *Traganthes* group are known as Dog-Fennels.

The occurrence of occasional setulae on the achenes in a few Asiatic species of *Eupatorium* and in some verticillate-leaved American species indicates that the genes for such setulae are not lost in the genus but simply suppressed.

The genus *Eupatorium* was dedicated to Mithridates Eupator, King of Pontus 132–63 BC, who is said to have used a species of the genus in medicine.

The following 45 species are recognized in the genus:

- Eupatorium album* L., E North America.
- Eupatorium altissimum* L., E North America.
- Eupatorium amabile* Kitam., Japan.
- Eupatorium anomalum* Nash, SE United States.
- Eupatorium benguetense* C. Robinson, Philippines.
- Eupatorium camiguinense* Merr., Philippines.
- Eupatorium cannabinum* L., Europe, N Africa, Asia Minor, India.
- Eupatorium capillifolium* (Lam.) Small, SE United States, Cuba, Bahamas.
- Eupatorium chinense* L., E Asia.
- Eupatorium compositifolium* Walter, SE United States.
- Eupatorium cuneifolium* Willd., E United States.

- Eupatorium dubium* Willd. ex Poir., E United States.
- Eupatorium fistulosum* J. Barratt, E United States.
- Eupatorium formosanum* Hayata, Taiwan, China.
- Eupatorium fortunei* Turcz., E Asia.
- Eupatorium godfreyanum* Cronq., E United States.
- Eupatorium hyssopifolium* L., E United States.
- Eupatorium lancifolium* (Torrey & A. Gray) Small, SE United States.
- Eupatorium leptophyllum* DC., SE United States.
- Eupatorium leucolepis* Torrey & A. Gray, E United States.
- Eupatorium lindleyanum* DC., E Asia, Philippines.
- Eupatorium luchuense* Nakai, Ryukyu Islands.
- Eupatorium maculatum* L., E & central North America.
- Eupatorium mikanioides* Chapman, Florida.
- Eupatorium mohrii* E. Greene, SE United States.
- Eupatorium nodiflorum* Wallich ex DC., India.
- Eupatorium perfoliatum* L., E North America.
- Eupatorium pilosum* Walter, E United States.
- Eupatorium pinnatifidum* Elliott, SE United States.
- Eupatorium purpureum* L., E United States.
- Eupatorium quaternum* DC., Indo-China.
- Eupatorium quinqueflorum* Urban & Ekman, Dominican Republic, = *E. mohrii*?
- Eupatorium resinum* Torrey & A. Gray, E United States.
- Eupatorium rotundifolium* L., E United States.
- Eupatorium sambucifolium* Elmer, Philippines.
- Eupatorium semiserratum* DC., E United States.
- Eupatorium serotinum* Michx., E United States, Mexico.
- Eupatorium sessilifolium* L., E North America.
- Eupatorium shimadai* Kitam., Taiwan.
- Eupatorium squamosum* D. Don, S Asia.
- Eupatorium tashiroi* Hayata, Taiwan.
- Eupatorium* × *tawadae* Kitam. ex Masam., Ryukyu Islands.
- Eupatorium toppingianum* Elmer, Philippines, SE Asia.
- Eupatorium variabile* Makino, Japan.
- Eupatorium yakushimaense* Masam. & Kitam., Japan.

### 5. *Austroeupatorium*

*Austroeupatorium* R. King & H. Robinson, *Phytologia* 19: 433. 1970. TYPE: *Eupatorium inulaefolium* H.B.K.

Erect herbs or subshrubs, with few branches. Stems terete, slightly striate. Leaves opposite below, often subopposite or alternate above, petiolate; blades ovate to narrowly oblong, margin usually crenulate to serrulate. Inflorescence a flattened corymbose panicle; heads short-pedicellate. Involucral bracts 12–18, subimbricate, in 2–3 series, persistent, spreading at maturity, mostly unequal, ovate to oblong; receptacle flat or slightly convex, glabrous. Florets 9–23 in a head; corolla white (lilac in 1 species), narrowly funnelliform with rather narrow tube, glands on outer surface, cells narrow with sinuous lateral walls; lobes triangular, ca. 1.5 times as long as wide, smooth on inner surface, without stomata; lower part of filaments slender and flexuous; anther collar narrowly cylindrical, with mostly subquadrate or short-oblong cells, cell walls with obvious transverse annular thickenings; anther appendage ovate-oblong, longer than wide; style base not enlarged, densely puberulous; style branches filiform, covered with short papillae. Achenes prismatic, 5-ribbed, usually glanduliferous, without setulae; carpodium distinct, sometimes elongate, cells enlarged with thin walls; pappus of 30–40 slender scabrous bristles, persistent, apical cells often enlarged, with rounded tips. Pollen grains ca. 17 µm in diameter. Plate 5.

In the presence of glands and lack of setulae on the achene, *Austroeupatorium* is the closest to *Eupatorium* of the three South American genera of the subtribe. Nevertheless, *Austroeupatorium* differs from *Eupatorium* by the

large carpodium with large thin-walled cells and the strongly ornamented walls of the anther collar, in addition to being different in geography.

The geographical ranges of *Austroeupatorium* and *Eu-*



PLATE 5. *Austro eupatorium inulaefolium* (H.B.K.) R. King & H. Robinson.—A. Habit,  $\times \frac{1}{2}$ .—B. Head,  $\times 6$ .—C. Corolla showing anthers,  $\times 13$ .—D. Style,  $\times 13$ .—E. Achene,  $\times 13$ .

*patorium* do not overlap, but the separation is greater than recent distributions would suggest. The center of diversity of *Austro eupatorium* is in eastern South America westward to Bolivia, and the distribution in Andean South America northward to Panama and Trinidad is of comparatively recent origin. The difference in range may be to some extent physiological rather than strictly historical, since the genera do not overlap, even in the Paleotropics, where *Austro eupatorium* has been introduced.

The genus is characterized by enlarged carpodia with large thin-walled cells, but two different elements of the genus have carpodia of different shapes. The typical element of the genus, including most of the species, has a carpodium about as broad as long, but one group of species, including *A. chaparense*, *A. laetevirens*, *A. paulinum*, *A. petrophilum*, and *A. rosmarinaceum*, has a carpodium narrowly cylindrical and distinctly longer than wide.

Since the original delimitation of *Austro eupatorium* (King & Robinson, 1970*n*), there have been a few older names found for some species and two species added to the genus (King & Robinson, 1980*e*, 1982*a*, 1982*d*). No keys have been provided to the species.

The following 13 species are recognized in the genus:

- Austro eupatorium apense* (Chodat) R. King & H. Robinson, Brazil, Paraguay.
- Austro eupatorium chaparense* (B. Robinson) R. King & H. Robinson, Bolivia.
- Austro eupatorium decemflorum* (DC.) R. King & H. Robinson, Ecuador, Peru, Bolivia.
- Austro eupatorium entreriense* (Hieron.) R. King & H. Robinson, Uruguay.
- Austro eupatorium inulaefolium* (H.B.K.) R. King & H. Robinson, Panama, Colombia, Venezuela, Ecuador, Peru, Bolivia, Brazil, Uruguay, Argentina, adventive in Indonesia, Ceylon.
- Austro eupatorium laetevirens* (Hook. & Arn.) R. King & H. Robinson, Argentina, Brazil, Paraguay.
- Austro eupatorium morii* R. King & H. Robinson, Brazil.
- Austro eupatorium neglectum* (B. Robinson) R. King & H. Robinson, Brazil.
- Austro eupatorium paulinum* (DC.) R. King & H. Robinson, Brazil.
- Austro eupatorium petrophilum* (B. Robinson) R. King & H. Robinson, Brazil.
- Austro eupatorium picturatum* (Malme) R. King & H. Robinson, Brazil, Argentina.
- Austro eupatorium rosmarinaceum* (Cabrera & Vittet) R. King & H. Robinson, Brazil.
- Austro eupatorium silphifolium* (Martius) R. King & H. Robinson, Brazil.

## 6. *Stomatanthes*

*Stomatanthes* R. King & H. Robinson, *Phytologia* 19: 430, 1970. TYPE: *Eupatorium africanum* Oliver & Hiern.

Perennial *herbs* or *subshrubs*, sparsely to densely branched. *Stems* terete, striated. *Leaves* alternate, opposite, or ternate, short-petiolate; blades elliptical or oblanceolate to ovate or orbicular, margin entire to grossly dentate. Inflorescence usually pyramidal to thyrsoid paniculate (corymbose in subgenus *Verticifolium*); heads very short-pedicellate or sessile. *Involucral bracts* 4–12, eximbricate to weakly subimbricate, in 2–3 series, unequal to subequal, narrowly oblong or lanceolate, obtuse to acute; receptacle scarcely convex, glabrous. *Florets* 4–11 in a head; corolla white, funnellform or nearly tubular, glabrous or glanduliferous with few to many hairs outside; lobes triangular, as long as wide to nearly 1.5 times as long as wide, inner surface smooth, outer surface sometimes with stomata, cells of limb narrow with sinuous lateral walls; lower parts of filaments short, thick, straight; anther collars cylindrical, with two layers of transversely or irregularly banded cells; anther appendages ovate or slightly shorter than wide; style base not enlarged, covered with numerous hairs; style branches linear to filiform or with clavate tips, papillose at least below, tips when greatly enlarged with smooth surfaces. *Achenes* prismatic, 5–8-ribbed, densely setuliferous and sometimes glanduliferous; carpodium usually distinct, with cells rather small and subquadrate, cells with rather thin nodulose walls; pappus of numerous scabrous bristles, persistent, apical cells with obtuse or acute tips. *Pollen grains* ca. 22–27  $\mu\text{m}$  in diameter. Plate 6.

The genus was originally named to accommodate a single African species (King & Robinson, 1970*l*). Subsequently, twelve species have been added to the genus from South America (H. Robinson, 1970), and a total of three species has been recognized from Africa (King & Robinson, 1975*x*). All members of the genus share the characteristic stout filaments of the anthers, and species with

stomata on the corolla lobes occur in both Africa and Brazil.

The African species are presumed to have resulted from a single past introduction of the genus from South America, but one of the three species is sufficiently distinct to warrant separate subgeneric status. The subgenus *Verticifolium* is distinguished by the more corymbose inflo-



PLATE 6. *Stomatantes africanus* (Oliver & Hiern) R. King & H. Robinson.—A. Habit,  $\times \frac{1}{2}$ .—B. Head,  $\times 7$ .—C. Corolla, outer surface,  $\times 14$ .—D. Corolla, inner surface with anthers,  $\times 14$ .—E. Anther,  $\times 25$ .—F. Style,  $\times 14$ .—G. Achene,  $\times 11$ .

rescence, the lack of a prominent close reticulation of the veins on the lower leaf surface, and the achenes with few or no setulae. As indicated by the name, the leaves are ternate, but the latter condition is also found in some specimens of *S. trigonus* of Brazil.

A number of South American species of *Stomatantes* have style branches with strongly clavate tips, a character not seen elsewhere in the subtribe. It is to one of these species, *S. subcapitatus*, that we have seen inscribed the unpublished generic name *Microconia* Dusén. Such



clubbed style branches are found also in *S. corumbensis*, *S. dentatus*, *S. hirsutus*, *S. loefgrenii*, *S. pinnatipartitus*, and *S. trigonus*.

While widely distributed in the genus, stomata on the corolla lobes seem somewhat erratic in distribution. Stomata have been seen in the corollas of *S. dyctiophyllus*, *S. loefgrenii*, *S. oblongifolius*, *S. subcapitatus*, and *S. trigonus* in South America. In spite of repeated efforts, however, no such stomata have been found in any of the closely related group, including *S. corumbensis*, *S. dentatus*, *S. hirsutus*, or *S. pinnatipartitus*. Examination of the African type species, *S. africanus*, indicates that stomata may be completely lacking in corollas of some specimens of that species.

The following 15 species are recognized in the genus:

*Stomatanthes africanus* (Oliver & Hiern) R. King & H. Robinson, central & S Africa.

*Stomatanthes corumbensis* (B. Robinson) H. Robinson, Brazil.  
*Stomatanthes dentatus* (Gardner) H. Robinson, Brazil.  
*Stomatanthes dyctiophyllus* (DC.) H. Robinson, Brazil.  
*Stomatanthes hirsutus* H. Robinson, Brazil.  
*Stomatanthes loefgrenii* (B. Robinson) H. Robinson, Brazil.  
*Stomatanthes meyeri* R. King & H. Robinson, E Africa.  
*Stomatanthes oblongifolius* (Sprengel) H. Robinson, Brazil, Uruguay.  
*Stomatanthes pernambucensis* (B. Robinson) H. Robinson, Brazil.  
*Stomatanthes pinnatipartitus* (Schultz-Bip. ex Baker) H. Robinson, Brazil.  
*Stomatanthes polycephalus* (Schultz-Bip. ex B. Robinson) H. Robinson, Brazil.  
*Stomatanthes subcapitatus* (Malme) H. Robinson, Brazil.  
*Stomatanthes trigonus* (Gardner) H. Robinson, Brazil.  
*Stomatanthes warmingii* (Baker) H. Robinson, Brazil.  
*Stomatanthes zambiensis* R. King & H. Robinson, Malawi, Zambia.

### 7. Hatschbachiella

*Hatschbachiella* R. King & H. Robinson, *Phytologia* 23: 393. 1972. TYPE: *Eupatorium tweedieanum* Hook. & Arn.

Erect *herbs* or *subshrubs*, few- to many-branched. *Stems* terete, striated, puberulous. *Leaves* opposite or alternate, subsessile to short-petiolate; blades elliptical to narrowly elliptical, margin entire to remotely serrulate. *Inflorescence* diffuse, with corymbose panicles at tips of leafy branches; heads short-pedicellate. *Involucral bracts* 12–15, weakly subimbricate, in 2–3 series, unequal, oblong to ovate, hirsute and glanduliferous; receptacle flat, glabrous. *Florets* 10–12 in a head; corolla white, narrowly funnellform with a narrow basal tube, glanduliferous on outer surface, cells of limb narrow with sinuous lateral walls; lobes triangular, ca. 1.5 times as long as wide, smooth on inner surface, with or without hairs on outer surface; filaments in lower part slender and flexuous; anther collar cylindrical, with few to many subquadrate cells, cell walls with prominent transverse annular thickenings; anther appendage ovate, as long as or longer than wide; style base not or slightly enlarged, with a few hairs; style branches linear to narrowly clavate, distinctly papillose. *Achenes* prismatic, 5-ribbed, setuliferous and glanduliferous, sometimes stipitate below; carpodium distinct, short, with cells subquadrate and not inflated; pappus of ca. 30–40 scabrous bristles, persistent, with slender tips, with apical cells acute. *Pollen grains* ca. 20  $\mu$ m in diameter. Plate 7.

The genus is the most geographically restricted of the four in the subtribe, being found only in eastern South America. In the form of the achenes, the genus is closest to *Stomatanthes*, but it differs in the more corymbose branches of the inflorescence and the slender flexuous filaments of the anthers.

The type species, *H. tweedieana*, has been commonly confused in herbaria with *Austroeupatorium laetevirens*. The two species were described in the same paper by W. Hooker and Arnott (1835) and are indistinguishable from their original descriptions. The types of both species have been borrowed through the courtesy of the Royal Botanic Gardens, Kew. In spite of very similar aspect, the two species are completely distinct, and they can be separated

generically on the basis of the differences in pubescence of their achenes and form of their carpodia. The *Austroeupatorium* completely lacks setulae on the sides of the achene and has an achene base consisting entirely of a carpodium of large, pale, thin-walled cells.

The genus is named for Dr. Gerdt Hatschbach, Museu Botânico Municipal, Curitiba, Brazil.

The following two species are recognized in the genus:

*Hatschbachiella polyclada* (Dusén ex Malme) R. King & H. Robinson, Brazil.  
*Hatschbachiella tweedieana* (Hook. & Arn.) R. King & H. Robinson, Argentina, Brazil, Paraguay, Uruguay.



PLATE 7. *Hatschbachiella tweediana* (Hook. & Arn.) R. King & H. Robinson.—A. Habit,  $\times \frac{1}{2}$ .—B. Head,  $\times 8$ .—C. Corolla showing anthers,  $\times 21$ .—D. Style,  $\times 21$ .—E. Achene,  $\times 16$ .

SUBTRIBE III. DISYNAPHIINAE

Disynaphiinae R. King & H. Robinson, *Phytologia* 39: 133. 1978. TYPE: *Disynaphia* Hook. & Arn.

Perennial *herbs, shrubs*, or small *trees*, erect with few to many branches; *leaves* opposite or spirally inserted. *Inflorescence* terminal, corymbose or pyramidal. Heads mostly short-pedicellate; *involucral bracts* subimbricate, most or all usually persistent; receptacle scarcely convex, glabrous. *Flowers* 5 in a head; corollas purple, lavender, or white; lobes smooth or nearly smooth on inner surface, without stomata on outer surface; cells of anther collar with dense annular thickenings on walls; style base without hairs, not enlarged; style branches linear, distinctly and usually densely papillose. *Achenes* 5-angled, with micropunctations mostly aligned in dense transverse bands; carpodium obsolete to annuliform or short-cylindrical, cells with thin to slightly thickened walls; pappus of many capillary bristles, sometimes with enlarged round-tipped apical cells. Basic *chromosome number*  $x = 10$ .

The most notable feature of the subtribe is the consistent presence of five flowers in a head in all members of the six genera. Indications of variation in this number (King & Robinson, 1974*n*) have proven erroneous, being based on unrelated elements included in the genus *Symphypappus*.

The dense annular thickenings on the cell walls in the anther collar, the transverse banding of micropunctations in the achene wall, the papillose style appendages, the sometimes enlarged and round-tipped apical cells of the pappus bristles, and the geographical restriction of the Disynaphiinae to eastern South America, all indicate closest relationship to two other subtribes concentrated in the same geographical area, the Eupatoriinae and Gyptidinae. The Disynaphiinae differ from the Eupatoriinae most obviously by the lack of hairs on the style base, and differ from the Gyptidinae mostly by the fewer flowers in the head and the more subimbricate involucre. The Disynaphiinae are also more generally shrubby or subarborescent than the Eupatoriinae or many Gyptidinae.

The capillary pappus and fully developed anther ap-

pendages of the members of the Disynaphiinae have resulted in their inclusion at various times in the broad concept of *Eupatorium*. Nevertheless, many distinctive forms are present in the group, the densely spiralled leaves in *Disynaphia*, the often viscid opposite leaves of *Symphypappus*, and the almost grass-like aspect of the inflorescences in *Acanthostyles* and *Raulinoreitzia*. The distinctive aspect of *Disynaphia* led to recognition at the generic level during part of the last century, and the genus *Symphypappus* was maintained by both Bentham and Hooker (1873) and B. Robinson (1913*a*) because of the described dehiscence of the pappus as a unit. *Grazielia* was recognized by Barroso (1950) as a section *Dimorpholepis* of *Eupatorium* because of its differentiated outer involucral bracts. While there has been some inclination to recognize individual genera of the subtribe as distinct in the past, the first recognition of the series as a group was by King and Robinson (1971*s*). It is notable that *Campovassouria* and *Grazielia* to some extent form a connecting series between the extremes of *Disynaphia* and *Symphypappus*.

KEY TO THE GENERA OF THE SUBTRIBE DISYNAPHIINAE

- 1. Inflorescence pyramidally paniculate ..... 2
  - 2. Leaves pinnately to bipinnately dissected, with long narrow lobes; style appendage fragile, hirsute with long narrow papillae; apical cells of pappus bristles sharply acute ..... 8. *Acanthostyles*
  - 2'. Leaves narrowly ovate or elliptical to linear-lanceolate, serrulate; style branches short-papillose; apical cells of pappus bristles blunt and inflated ..... 9. *Raulinoreitzia*
- 1'. Inflorescence corymbose, flattened or broadly rounded on top ..... 3
  - 3. Midveins of leaves prominent or exsculptate above ..... 4
    - 4. Leaves opposite; pedicels essentially glabrous, striated with prominent ridges; plants often having viscid appearance ..... 13. *Symphypappus*
    - 4'. Leaves alternate, usually in dense spiral; pedicels pubescent, not or scarcely ridged; plants mostly densely pubescent ..... 10. *Disynaphia*
  - 3'. Midveins of leaves depressed or insculptate above ..... 5
    - 5. Plants with opposite, mostly ovate, usually distinctly petiolate leaves; involucre with long, narrow, often reddish involucral bracts in differentiated outer series; bases of anther thecae pointed ..... 12. *Grazielia*
    - 5'. Plants with opposite or alternate, short-petiolate or sessile leaves, usually densely inserted on stem; involucre without distinct narrower bracts in outer series; bases of anther thecae rounded ..... 11. *Campovassouria*

8. *Acanthostyles*

*Acanthostyles* R. King & H. Robinson, *Phytologia* 22: 111. 1971. TYPE: *Eupatorium buniifolium* Hook. & Arn.

Erect *shrubs*, with many lax branches. *Stems* hexagonal, becoming terete, slightly striated. *Leaves* opposite, distinctly petiolate; blades narrowly lobed to pinnately dissected, surface with glandular punctations. *Inflorescence* a long pyramidal panicle; heads pedicellate. *Involucral bracts* ca. 25, subimbricate, in ca. 4 series, with glands on outer bracts, otherwise glabrous; receptacle slightly convex, glabrous. *Florets* 5 in a head; corolla narrowly funnelform, purple-lilac; lobes ovate-triangular, ca. 1.5 times as long as wide, with inner surface smooth, outer surface glanduliferous; cells of limb elongate, often with closely sinuous lateral walls; anther collar elongate, cylindrical, with subquadrate cells below, cell walls with annular to intricately ornate thickenings; anther appendage oblong to triangular, longer than wide; style base not enlarged, glabrous; style branches long-linear, with stigmatic papillae elongate and forming a brush, flagelliform appendages with many large non-septate hairs scattered along surface. Achenes prismatic, 4–5-ribbed, with short setulae on ribs and clustered at base and apex, micropunctations in transverse bands; carpopodium indistinct or minutely annuliform with a series of minute subquadrate cells; pappus of ca. 30–40 bristles, persistent, in one series, densely divaricately barbellate on margins and outer surface, not enlarged at apex, apical cells acute. *Pollen grains* ca. 20–23  $\mu\text{m}$  in diameter. Plate 8.

The genus is named for its most distinctive feature, the flagelliform style appendage, which is laxly hirtellous with large acicular papillae. The appendage structure is unique in the tribe, furnishing instant recognition of the genus. Unfortunately, the style appendages are often broken off in dried specimens. The genus is also distinct by its dissected leaves with narrowly linear lobes, but in many specimens the upper leaves are linear, without lobes. It is notable that on the style branches the stigmatic papillae are also elongate, forming a dense brush along each side in the lower part.

The type species, *A. buniifolius*, shows considerable uniformity throughout its range. The second species, *A. saucechicoensis*, is distinguished by Cabrera and Vittet (1954)

as having shorter leaves and narrower leaf segments and is credited to the provinces of Buenos Aires and Río Negro in Argentina. Lorentz material, agreeing closely with the type photograph, shows much more profusely divided leaves, more robust heads with more glanduliferous involucral bracts, and more hispid pubescence on the lateral surfaces of the achenes. The latter material is labelled as from Sierras Pampeanas, Sauce chico, which is evidently in northwestern Argentina near Tucumán.

The following two species are recognized in the genus:

- Acanthostyles buniifolius* (Hook. & Arn.) R. King & H. Robinson, Argentina, Brazil, Bolivia, Paraguay, Uruguay.  
*Acanthostyles saucechicoensis* (Hieron.) R. King & H. Robinson, Argentina.

9. *Raulinoreitzia*

*Raulinoreitzia* R. King & H. Robinson, *Phytologia* 22: 113. 1971. TYPE: *Baccharis crenulata* Sprengel.

Erect *shrubs*, laxly branched. *Stems* terete, faintly striated, glabrous. *Leaves* opposite, distinctly petiolate; blades elliptical to linear, with cuneate base, margin serrulate. *Inflorescence* a pyramidal panicle; heads pedicellate. *Involucral bracts* ca. 15–20, subimbricate, in ca. 4 series, strongly unequal, glabrous; receptacle slightly convex, glabrous. *Florets* 5 in a head; corolla white, narrowly funnelform; cells of limb elongate, often with closely sinuous walls; lobes ovate-triangular, about as long as wide to longer than wide, smooth on inner surface; anther collar narrowly cylindrical, with cells subquadrate below, elongate above, cell walls with dense annular thickenings; anther appendage triangular, slightly longer than wide; style base not enlarged, glabrous; style branches linear, short-papillose or highly mamilliose. Achenes prismatic, 4–5-ribbed, mostly glabrous, internal micropunctations in transverse bands; carpopodium short-cylindrical to stopper-shaped, with a few small cells at base, with larger projecting cells or setulae above, in ca. 5 series; pappus of ca. 30 bristles, persistent, in 1 series, scabrid mostly on margins, apices broadened with inflated round-tipped apical cells. *Pollen grains* ca. 18–21  $\mu\text{m}$  in diameter. Plate 9.

The genus can be distinguished from all others in the tribe Eupatorieae by the combination of the large blunt apical cells on the pappus bristles, the five-flowered heads,

and the lack of hairs on the style base. *Raulinoreitzia* is similar to *Acanthostyles* in aspect, having a pyramidal, rather grass-like inflorescence, which seems specialized for



PLATE 8. *Acanthostyles buniifolius* (Hook. & Arn.) R. King & H. Robinson.—A. Habit,  $\times \frac{1}{3}$ .—B. Head,  $\times 7$ .—C. Corolla showing anthers,  $\times 12$ .—D. Style,  $\times 12$ .—E. Achene,  $\times 10$ .



PLATE 9. *Raulinoreitzia crenulata* (Sprengel) R. King & H. Robinson.—A. Habit,  $\times \frac{1}{2}$ .—B. Head with representative inner involucre bract,  $\times 7$ .—C. Corolla outer surface,  $\times 11$ .—D. Corolla inner surface with anthers,  $\times 11$ .—E. Anther,  $\times 18$ .—F. Style,  $\times 11$ .—G. Achene,  $\times 11$ .

wind-pollination. The aspect is reflected by the original placement of the type species in the genus *Baccharis*. *Raulinoreitzia* lacks the specialized style branches and dissected leaves that are characteristic of *Acanthostyles*, and it also differs by having enlarged apical cells on the pappus bristles and a more highly developed carpopodium.

The three species are distinguished by the shape of their leaf blades, elliptical in *R. crenulata*, lanceolate in *R. leptophlebia*, and linear in *R. tremula*. According to B. Robinson (1919b), *R. crenulata* occurs in the Department of Cuzco in Peru, the farthest west reached by any member of the Disynaphiinae.

The genus is named after Padre Raulino Reitz of the Herbario "Barbosa Rodrigues" in Itajai, Santa Catarina, Brazil. Dr. Reitz has served as editor of *Sellowia* and of the *Flora Ilustrada Catarinense*.

The following three species are recognized in the genus:

*Raulinoreitzia crenulata* (Sprengel) R. King & H. Robinson, Argentina, Brazil, Bolivia, Paraguay, Peru.

*Raulinoreitzia leptophlebia* (B. Robinson) R. King & H. Robinson, Brazil.

*Raulinoreitzia tremula* (Hook. & Arn.) R. King & H. Robinson, Argentina, Brazil, Uruguay.

## 10. Disynaphia

*Disynaphia* Hook. & Arn. ex DC., Prodr. 7: 267. 1838. TYPE: *Disynaphia montevidensis* DC. [= *D. calyculata* (Hook. & Arn.) R. King & H. Robinson].

Erect *shrubs* or *subshrubs*, many-branched. *Stems* terete, faintly to regularly striated, pubescent. *Leaves* alternate, usually densely spirally inserted, sessile to subsessile; blades linear to oblong or oblanceolate, margins entire to minutely serrulate, midvein prominent above and below. *Inflorescence* corymbose-paniculate; heads short pedicellate, pedicels covered with prominent pubescence. *Involucral bracts* ca. 11–15, subimbricate, in 2–3(–4) series, unequal, pubescent on outer surface (sparsely pubescent in *D. praeficta*) receptacle slightly convex or flat, glabrous to slightly pubescent. *Florets* 5 in a head; corolla broadly tubular below, slightly broadening above, purple, pink, or white; cells of limb mostly oblong to subquadrate, with non-sinuous to weakly sinuous walls; lobes triangular, as long as wide or longer, smooth to slightly mamilllose on inner surface; anther collar short, cells mostly subquadrate, cell walls with annular thickenings; anther base hastate, in a few species with bases as long as collar; anther appendage large, as long as wide, often notched at tip; style base not enlarged, glabrous. *Achenes* prismatic, 4–5-ribbed, glabrous to slightly glanduliferous, a few species setuliferous; micropunctations often in transverse bands; carpopodium indistinct, with or without a few minute quadrate cells in 1–3 series; pappus of ca. 35 bristles, persistent on callus, often falling as unit with callus, apical cells of bristles acute. *Pollen grains* ca. 19–25  $\mu\text{m}$  in diameter, type B sometimes present. Plate 10.

According to DeCandolle (1838) the genus is named after *dis-* (= duo), and *synapheia* (= series), in reference to the double series of involucral bracts and pappus bristles. Neither of these features is significant in the present distinction of the genus.

The genus is most notable for the densely spirally inserted, often linear leaves, resulting in a "bottle brush" aspect of the branches. The habit is common among plants in eastern Brazil in similar habitats, including many Asteraceae. In the Eupatorieae, such a habit is approached in some genera of the Gyptidinae but is equaled in the tribe in only the genus *Pseudobrickellia* of the Alomiinae. The latter differs from *Disynaphia* by its expanded style branches and hirsute nodular style base, among other characteristics.

The pappus of *Disynaphia* often separates from the achene as a unit with the upper callus, in the same manner as seen in the related genus *Symphypappus*. The separation is caused by a breakdown of cellular structure at the base of the callus in both genera. The character occurs to a lesser extent in the related genera *Campovassouria* and *Grazielia*.

A number of the species of *Disynaphia* are distinguished in the treatment of the Eupatorieae of Santa Catarina (Cabrera & Vittet, 1963), and distinctions are provided for some additional species by King and Robinson (1977d, 1980f).

One species, *D. praeficta*, is placed in the genus on the basis of its habit and five-flowered heads, but it differs by being nearly glabrous and lacking hastate bases on the anther thecae. The disposition of the species is considered in no way final.

The genus reaches its northern limits in Brazil, in the states of Goyaz and Minas Gerais, and reaches its southern limit in Uruguay. Some species range westward through part of Argentina to Paraguay.

The following 16 species are recognized in the genus:

*Disynaphia achillea* (Chodat) R. King & H. Robinson, Paraguay.

*Disynaphia albissima* (Hassler) R. King & H. Robinson, Paraguay.

*Disynaphia calyculata* (Hook. & Arn.) R. King & H. Robinson, Argentina, Brazil, Uruguay.

*Disynaphia ericoides* (DC.) R. King & H. Robinson, Brazil.



PLATE 10. *Disynaphia littoralis* (Cabrera) R. King & H. Robinson.—A. Habit,  $\times \frac{1}{2}$ .—B. Head,  $\times 7$ .—C. Corolla showing anthers,  $\times 17$ .—D. Style,  $\times 17$ .—E. Achene,  $\times 17$ .

JACK R. SCHAEFER  
8/1/77



*Disynaphia filifolia* (Hassler) R. King & H. Robinson, Paraguay.  
*Disynaphia halimifolia* (DC.) R. King & H. Robinson, Brazil.  
*Disynaphia ligulaefolia* (Hook. & Arn.) R. King & H. Robinson, Brazil.  
*Disynaphia littoralis* (Cabrera) R. King & H. Robinson, Brazil.  
*Disynaphia minutiflora* R. King & H. Robinson, Brazil.  
*Disynaphia multicrenulata* (Schultz-Bip. ex Baker) R. King & H. Robinson, Brazil.  
*Disynaphia praeficta* (B. Robinson) R. King & H. Robinson, Brazil.

*Disynaphia radula* (Chodat) R. King & H. Robinson, Brazil, Paraguay.  
*Disynaphia senecionidea* (Baker) R. King & H. Robinson, Brazil.  
*Disynaphia spathulata* (Hook. & Arn.) R. King & H. Robinson, Brazil.  
*Disynaphia tacuarembensis* (Hieron. & Arech.) R. King & H. Robinson, Uruguay.  
*Disynaphia variolata* (B. Robinson) R. King & H. Robinson, Brazil.

### 11. *Campovassouria*

*Campovassouria* R. King & H. Robinson, *Phytologia* 22: 121. 1971. TYPE: *Eupatorium bupleurifolium* DC.

Erect *shrubs* or *subshrubs*, with few branches. *Stems* terete, faintly striated, subglabrous. *Leaves* opposite to alternate, usually closely spaced, short-petiolate to subsessile; blades narrowly lanceolate to narrowly oblong or linear, margins entire to serrulate, midvein depressed above. *Inflorescence* terminal, densely corymbose-paniculate; heads short-pedicellate. *Involucre* cylindrical, bracts ca. 12, subimbricate, in 3–4 series, unequal and graduated in length, outer surface glabrous, mostly persistent, inner bracts tardily deciduous; receptacle flat, glabrous. *Florets* 5 in a head; corolla narrowly funnellform, lavender to purple; cells of throat elongate with sinuous lateral walls; lobes triangular, as long as wide, smooth on inner surface, apical cells of outer surface somewhat papillose; anther collar cylindrical with lower cells mostly subquadrate, cell walls with transverse annular thickenings; anther thecae with short rounded bases; anther appendage broadly ovate to oblong; style base not enlarged, glabrous; style branches narrowly linear, with dense, short, acute papillae. *Achenes* prismatic, 5-ribbed, slightly glanduliferous, internal micropunctations in transverse bands; carpodium distinct, cylindrical, with inflated, subquadrate to oblong cells in ca. 5 series; pappus of ca. 30–35 bristles, congested, persistent on callus, sometimes falling as unit with callus, apical cells of bristles acute. *Pollen grains* ca. 20  $\mu\text{m}$  in diameter. Plate 11.

The genus seems closely related to *Disynaphia*, having similar terminal corymbose-paniculate inflorescences and often having slender alternate leaves. However, a number of characters indicate that a significant discontinuity exists between the two genera. *Campovassouria* has more cylindrical, almost *Chromolaena*-like heads, with glabrous bracts, has a number of populations with opposite leaves, lacks the hastate bases on the anther thecae, and has a distinct short cylindrical carpodium. In addition, the midveins of the leaves are depressed on the upper surface in *Campovassouria* but are exsculptate in *Disynaphia*. *Campovassouria* has no trace of narrower outer involucre bracts of the type found in many species of *Disynaphia*, and most of *Grazielia* and *Symphyopappus*.

The single species credited to the genus has considerable variation in its leaves, and a number of synonyms exist. The widely used epithet, *bupleurifolia*, of DeCandolle was based on material with comparatively narrow, alternately inserted leaves. The recently resurrected Vellozo specific epithet, *cruciata*, is based on material with shorter, oblong, opposite leaves.

The generic name is taken from the common name of the plant as given in Cabrera and Vittet (1963) "vassoura do campo" (broom of the campo).

The following single species is recognized in the genus:

*Campovassouria cruciata* (Vell.) R. King & H. Robinson, Argentina, Brazil, Bolivia, Paraguay, Uruguay.

### 12. *Grazielia*

*Grazielia* R. King & H. Robinson, *Phytologia* 23: 305. 1972. TYPE: *Eupatorium dimorpholepis* Baker.

*Eupatorium* section *Dimorpholepis* G. Barroso, *Arq. Jard. Bot. Rio de Janeiro* 10: 97. 1950.

*Dimorpholepis* (G. Barroso) R. King & H. Robinson, *Phytologia* 22: 118. 1971, non *Dimorpholepis* A. Gray.

Coarse, mostly erect, *herbs*, *subshrubs*, or *shrubs*, with few to many branches. *Stems* terete, striated, usually densely puberulous to hirtellous or sparsely hirsute. *Leaves* opposite, short petiolate; blades ovate to lanceolate, sometimes pinnately to bipinnately dissected into narrow segments, margins often serrate, midveins depressed or insculptate on upper surface. *Inflorescence* densely corymbose; heads mostly short-pedicellate.



PLATE 11. *Campovassouria cruciata* (Vell.) R. King & H. Robinson.—A. Habit,  $\times \frac{1}{2}$ .—B. Head,  $\times 5$ .—C. Corolla outer surface,  $\times 10$ .—D. Corolla inner surface with anthers,  $\times 10$ .—E. Anther,  $\times 18$ .—F. Style,  $\times 10$ .—G. Achene,  $\times 10$ .

*Involucral bracts* ca. 15, subimbricate, in 3–4 series, unequal, with strongly differentiated, darker, linear basal bracts in distinct outer series; receptacle flat or slightly convex, glabrous. *Florets* 5 in a head; corollas with broadly tubular bases, slightly broadening above, white, rose, lilac, or purple; cells of throat and lower part of lobes elongate with slightly to distinctly sinuous lateral walls; lobes triangular, longer than wide, mostly smooth on inner surface; anther collars short, cylindrical, with cells subquadrate or oblong, cell walls with transverse, oblique, or vertical annular thickenings; anther thecae with short-pointed bases; anther appendage longer than wide; style base not enlarged, glabrous; style branches linear, not or scarcely broadened distally, densely short-papillose. *Achenes* prismatic, 4–5-ribbed, often with a few short-stalked glands and short setulae, micropunctations mostly in transverse bands; carpodium obsolete or short-cylindrical, composed of numerous, moderate-sized or enlarged, thin-walled cells, procurrent upward on lower part of achene ribs; pappus of ca. 20–30, congested, scabridulous, persistent bristles tapering to a sharp point, apical cells acute. *Pollen grains* ca. 20–22  $\mu\text{m}$  in diameter. Plate. 12.

The present name of the genus honors Dr. Graziela Maciel Barroso of the Jardim Botânico in Rio de Janeiro, Brazil, and is one of two genera in the Eupatorieae named for this leading authority on Brazilian Asteraceae.

The name originally chosen for the genus, *Dimorpholepis*, refers to the distinctive outer bracts of the involucre which are prolonged and narrowly linear, often reddish or blackish, in marked contrast to the inner bracts. Such bracts also occur in *Symphyopappus* and to some extent in *Disynaphia*, confirming the relationships between the genera. In spite of the similarity in involucre, the present genus, *Grazielia*, does not closely resemble either of the related genera. *Disynaphia* differs by its usually densely spirally inserted leaves, and *Symphyopappus* differs by the glabrous, strongly ridged branches of its inflorescences and its often viscid aspect. Both related genera differ by the midveins of their leaves which are exsculptate on the upper surface. *Grazielia* does not seem to have the upper callus separating from the achene to the extent that is seen in the two related genera.

Two names that have been used on herbarium specimens of *Grazielia*, and that have been transferred to the genus during the present series of studies, prove not to belong to the genus. Matzenbacher (1978) has shown that true *Eupatorium anethifolium* is a *Mikania*, and material of *Grazielia* in herbaria under the name seems to belong

to *G. multifida*. More recent studies have shown that the original description of *Eupatorium coriaceum* of Scheele is probably *Symphyopappus reticulatus*. The Scheele name was also flawed in being a later homonym. Material in herbaria under the Scheele name has been renamed *G. schultzii* (King & Robinson, 1981h).

There appears to be a tendency for dissected leaves in the genus. Such leaves are characteristic of *G. multifida*, but there is considerable variation in *G. gaudichaudiana* as noted by Malme (1933). Characteristics of some other species are mentioned by King and Robinson (1971w, 1981h).

The following nine species are recognized in the genus:

- Grazielia dimorpholepis* (Baker) R. King & H. Robinson, Brazil.
- Grazielia gaudichaudiana* (DC.) R. King & H. Robinson, Brazil.
- Grazielia intermedia* (DC.) R. King & H. Robinson, Brazil.
- Grazielia mollicoma* (B. Robinson) R. King & H. Robinson, Brazil.
- Grazielia mollissima* (Schultz-Bip. ex Baker) R. King & H. Robinson, Brazil.
- Grazielia multifida* (DC.) R. King & H. Robinson, Brazil.
- Grazielia nummularia* (Hook. & Arn.) R. King & H. Robinson, Brazil.
- Grazielia schultzii* R. King & H. Robinson, Brazil.
- Grazielia serrata* (Sprengel) R. King & H. Robinson, Argentina, Brazil, Uruguay.

### 13. *Symphyopappus*

*Symphyopappus* Turcz. Bull. Soc. Imp. Naturalistes Moscou 21: 583. 1848. TYPE: *Symphyopappus decussatus* Turcz.

*Kallophyllon* Pohl ex Baker in C. Martius, Fl. Bras. 6(2): 365. 1876, nom. nud. including *K. crenatum* Pohl and *K. ovatum* Pohl, nom. nud., both = *Symphyopappus reticulatus* Baker.

Erect *shrubs* or small *trees*, moderately branched, often viscid. *Stems* terete, striated, minutely puberulous. *Leaves* opposite, becoming alternate near inflorescence in some species, subsessile to short-petiolate; blades ovate-lanceolate, margins serrate, midvein prominent or exsculptate on both upper and lower surfaces. *Inflorescence* rather densely corymbose; heads short-pedicellate, pedicels glabrous with prominent decurrent ridges. *Involucral bracts* ca. 15, subimbricate, in 3–4(–5) series, inner unequal and graduated in length, substramineous, usually mostly persistent (totally deciduous in some specimens of *S. decussatus*), often with one or more long, narrow, thickened, reddish or blackish bracts in outer series; receptacle flat or slightly convex, glabrous or with numerous stiff hairs. *Florets* 5 in a head; corolla with broadly tubular base, slightly



PLATE 12. *Grazielia dimorpholepis* (Baker) R. King & H. Robinson.—A. Habit,  $\times \frac{1}{5}$ .—B. Head,  $\times 10$ .—C. Corolla showing anthers,  $\times 18$ .—D. Style,  $\times 18$ .—E. Achene,  $\times 18$ .

broadening above, rarely narrowly funnelform throughout, white, rose, or purple-pink; cells of limb mostly elongate with slightly to strongly sinuous lateral walls; lobes triangular to oblong-triangular, slightly longer than wide to twice as long as wide, inner surface smooth, outside papillose at tips, often a few glands near tips, outer surface otherwise glabrous; anther collar short, cylindrical, with subquadrate or oblong cells, cell

JACK R. SCHROEDER  
8/1971



PLATE 13. *Symphyopappus decussatus* Turcz.—A. Habit,  $\times \frac{1}{2}$ .—B. Head,  $\times 5$ , with separate enlarged tip of involucrel bract.—C. Corolla outer surface,  $\times 12$ .—D. Corolla inner surface with anthers,  $\times 12$ .—E. Anther,  $\times 25$ .—F. Style,  $\times 12$ .—G. Achenes, inner and lateral views,  $\times 8$ .—H. Segments of pappus,  $\times 9$ .

walls with transverse to vertical annular thickenings; bases of anther thecae pointed; anther appendage large, triangular, twice as long as wide; style base not enlarged, glabrous; style branches linear, covered with crowded, short, erect papillae. *Achenes* short-prismatic, 4–5-ribbed, glabrous or with a few short-stalked glands, internal micropunctations often in transverse bands; carpodium short-cylindrical, with small thin-walled cells in

ca. 5 series, procurvent on lower part of ribs; pappus of ca. 40 congested bristles, often in 2 series, persistent on callus, often falling as unit with callus, bristles tapering to sharp points, apical cells acute to obtuse. *Pollen grains* ca. 23  $\mu\text{m}$  in diameter. Plate 13.

The Turczaninow name for the genus is in reference to the pappus that is strongly fused to the callus and falls as a unit with the callus in most of the species.

The genus has been maintained as distinct during most of the 130 years since its description. It was recognized by Bentham and Hooker (1873), and B. Robinson added new species to it. In the B. Robinson key to genera (1913a) the genus is distinguished by the pappus bristles being coalesced into a thickened annulus at the base and by the leaves being coriaceous. The genus was ultimately reduced to the synonymy of *Eupatorium* by Steyermark in 1953, and has been treated as a part of the latter genus by Cabrera and Vittet (1963). In retrospect, B. Robinson was correct in maintaining the genus, but admittedly, the characters given by him were not entirely reliable, and there was no way to adequately separate *Symphyopappus* from *Eupatorium* as the latter was then conceived.

In spite of the great differences in the habits of the plants, the closest relationships of *Symphyopappus* are clearly to *Disynaphia* and *Grazielia*. Many of the species of *Symphyopappus* have long narrow outer phyllaries as in most of *Grazielia* and some *Disynaphia*, and the anatomy of the floret is like that of *Disynaphia* in all respects except the larger carpodium. The pappus, which has been used as a key character, is matched in many specimens of *Disynaphia*, and the two genera share the exsculptate upper surface of the midvein of the leaf. *Symphyopappus* is most readily distinguished from its relatives by the glabrous, ascending, strongly and decurrently ridged branches of the inflorescence.

In some specimens of *Symphyopappus decussatus*, the involucre has all the bracts deciduous. It is the only example in the tribe of this trait outside of the subtribe Praxelinae. Smooth corolla lobes, the organization of micropunctations in the achene wall, and cellular details of the anther collar and carpodium all indicate that there is no close relationship between the Praxelinae and this or any other member of the Disynaphiinae.

Of the various species included in the genus, the position of *Symphyopappus itatiayensis* seems most questionable. The latter species has narrower corollas and achenes, and the pappus less congested in one series.

Three of the species placed in the genus by B. Robinson (1923, 1931b, 1934a), and retained in the genus in the initial review by King and Robinson (1971v), prove to belong to other genera. *Symphyopappus leptophlebia* has been transferred to *Raulinoreitzia*, *S. tetrastichus* is the basis of the genus *Goyazianthus*, and *S. pennivenius* is a member of the genus *Neocabreria*. *Goyazianthus* of the Alomiinae can be distinguished by the alternating pappus bristles of two different sizes, and the pubescent node at the base of the style. *Neocabreria* of the Critoniinae is distinguished most easily by the hairs on the inner surface of the corolla.

The genus *Symphyopappus* appears to be restricted in Brazil, reaching farthest south in Rio Grande do Sul, farthest west in Goyaz, and farthest north in Bahia. The limits of the genus have been discussed in three previous studies in the present series (King & Robinson, 1971s, 1971v, 1978g).

The following 11 species are recognized in the genus:

- Symphyopappus angustifolius* Cabrera, Brazil.
- Symphyopappus brasiliensis* (Gardner) R. King & H. Robinson, Brazil.
- Symphyopappus casarettoi* B. Robinson, Brazil.
- Symphyopappus compressus* (Gardner) B. Robinson, Brazil.
- Symphyopappus cuneatus* (DC.) Schultz-Bip. ex Baker, Brazil.
- Symphyopappus decussatus* Turcz., Brazil.
- Symphyopappus itatiayensis* (Hieron.) R. King & H. Robinson, Brazil.
- Symphyopappus lymansmithii* B. Robinson, Brazil.
- Symphyopappus myricifolius* B. Robinson, Brazil.
- Symphyopappus reitzii* (Cabrera) R. King & H. Robinson, Brazil.
- Symphyopappus reticulatus* Baker, Brazil.

#### SUBTRIBE IV. GYPTIDINAE

Gyptidinae R. King & H. Robinson, *Phytologia* 46: 446. 1980. TYPE: *Gyptis* (Cass.) Cass.

Erect perennial *herbs*, *subshrubs*, or *shrubs*, unbranched to many-branched; *leaves* opposite to spirally inserted (rosulate in *Bishopiella*). *Inflorescence* terminal on leafy branches or rarely scapose. Heads clustered, usually short-pedicellate or sessile; *involucral bracts* eximbricate to weakly subimbricate, persistent; receptacle scarcely convex to strongly conical, with or without paleae or hairs. *Flowers* usually numerous, rarely less than 10 in a head; corollas blue to purple or white; lobes often with papillose or isodiametric cells on inner surface, without stomata on outer surface; cells of anther collar with dense annular thickenings on walls; anther appendage very short to longer than wide, sometimes deeply cleft at apex; style base often not enlarged and glabrous, sometimes with enlarged node or pubescent or both; style branches usually linear, sometimes greatly broadening toward tips, usually densely mamillate or papillose. *Achenes* usually with 5 ribs (7–10

ribs in *Vittetia*), with micropunctations often aligned in transverse bands, base of achene sometimes prolonged to form narrow stipe; carpopodium with cells of variable size but usually subquadrate or shortly oblong, cells with thin to slightly thickened walls; pappus usually of many capillary bristles, sometimes very short, rarely lacking, sometimes with enlarged round-tipped apical cells. Basic chromosome number  $x = 10$ .

The large and diverse subtribe is notable for the eximbricate to weakly subimbricate involucre bracts, the heads almost always with ten or more flowers, and the pappus usually of many capillary or sometimes plumose bristles. The pappus may be short in species of *Stylotrichium*, *Morithamnus*, *Arrojadocharis*, and *Platypodanthera*, or totally lacking in some species of *Stylotrichium* and *Trichogonia*. The anther collar characteristically has prominent annular thickenings on the cell walls, the corolla lobes often have rounded or projecting cells on the inner surface, and, with a few marked exceptions, the style bases are unenlarged and glabrous. Many of the genera have a characteristically conical receptacle of a type seen elsewhere in the tribe mostly in the closely related Ageratinae and Trichocoroninae. Such a receptacle also occurs in one species of *Aristeguietia* in the comparatively distant subtribe Critoniinae.

The Gyptidinae seem most closely related to the subtribes Eupatoriinae, Disynaphiinae, and Ageratinae. The Eupatoriinae differ primarily by the characteristic pubescence on the style base, by the more subimbricate involucre, and by the generally fewer flowers in the head. The Disynaphiinae differ by the consistent five flowers in each head, the distinctly subimbricate involucre, and the generally shrubby habit. The Ageratinae seem most closely related, but have a pappus of various forms or lacking, but never capillary. The Ageratinae also tend to have a center of distribution more in the Andes and Central America, outside of the range of most members of the Gyptidinae. Two genera of the Gyptidinae, *Gyptis* and *Bejaranoa*, are unusual in the subtribe by sometimes having as few as four flowers in a head, and *Gyptis* has a habit resembling that of some Eupatoriinae, but neither genus has pubescence on the style base. The various members of the Gyptidinae with defective forms of pappus resemble the Ageratinae, but each shows details relating them directly to forms with a capillary pappus, and none shows any squamellae or other structures that cannot be interpreted simply as reduction forms from capillary bristles.

As presently defined, the Gyptidinae represents one of the largest and most variable complexes in the Eupatorieae, and it might be regarded as something of a residuum after the more precisely defined Eupatoriinae and Disynaphiinae have been removed. The Gyptidinae give the impression, nevertheless, of a natural group with only minor infusions from and to other subtribes through hybridization. Much of the integrity of the subtribe probably derives from the comparative geographical isolation from many of the other subtribes of the Eupatorieae, and pos-

sibly habitat isolation as well. The Gyptidinae achieve their greatest diversity in the savanna type habitats in Brazil where Critoniinae are rare. It is probably because of the habitat preferences of members of the Gyptidinae that the subtribe appears to show its most phylogenetically extreme forms in that part of the available habitat that is the most remote in eastern Brazil.

The drier habitats preferred by members of the Gyptidinae are probably a factor in the relative wealth of secondary metabolites that have been reported from some of the genera. Numerous compounds have recently been reported from *Trichogonia*, *Lasiolaena*, *Stylotrichium*, *Bahianthus*, *Agrianthus*, *Conocliniopsis*, and *Bejaranoa* (Bohlmann et al., 1980e, 1980f, 1981a, 1981g, 1981k, 1981l, 1981n, 1982c).

Of the 27 genera included in the Gyptidinae, 23 are concentrated in the eastern part of South America. Two additional genera, *Conoclinium* and *Tamaulipa* are concentrated in the eastern United States and Mexico. *Lourteigia* occurs at comparatively high elevations in the northern Andes, and *Neocuatrecasia* is endemic to the eastern edge of the Andes in Peru and Bolivia. A few individual species have distributions of note. *Trichogonia* and *Barrosoa*, genera that are concentrated in Brazil, have one or two species in the area of Colombia and Venezuela. *Conocliniopsis prasiifolia* ranges from southern Brazil and Bolivia north to Colombia and Venezuela. *Campuloclinium macrocephalum* is most common in Brazil and Paraguay, but it also occurs in Central America as far north as Mexico.

A few elements of the Gyptidinae have been treated as separate genera in previous treatments of the tribe. *Trichogonia* was simply interpreted to include members with a plumose pappus. *Arrojadocharis* was regarded as a relative of *Piqueria* because of the reduced anther appendage and defective pappus. *Agrianthus* was recognized mostly on the basis of a short pappus, but the presence of paleae was noted in some species. *Stylotrichium* was recognized because of the combination of a short pappus and the presence of pubescence on the shaft of the style. At various times, those species with a conical receptacle were placed in the genus or subgenus *Conoclinium*, and those species with large multi-flowered heads were placed in the genus or subgenus *Campuloclinium*. In spite of the great variety of types, the majority of the subtribe having a capillary pappus was placed in traditional systems in the genus *Eupatorium*. The close resemblance of some members of the Gyptidinae to the genus *Ageratum*, in many features other than pappus, was often noted.

## KEY TO THE GENERA OF THE SUBTRIBE GYPTIDINAE

1. Achene with constriction below the pappus and upper callus to less than one-third width of achene, pappus and callus easily broken from achene; plants of high elevations in northern Andes ..... 40. *Lourteigia* 2
- 1'. Achene without extreme constriction below pappus ..... 2
2. Pappus of plumose or strongly barbellate long bristles or without pappus and bearing dense pubescence on corolla that hides lobes ..... 3
3. Corolla densely pubescent on upper throat and lobes; stem with distinct ribs; anther appendages rounded to slightly retuse apically ..... 23. *Trichogonia*
- 3'. Corolla with only glands distally on outer surface; stems scarcely striate; anther appendages deeply cleft ..... 24. *Trichogoniopsis*
- 2'. Pappus not plumose; corolla without mass of dense pubescence distally hiding lobes ..... 4
4. Plants rosulate with scapose inflorescence ..... 35. *Bishopiella*
- 4'. Plants not rosulate or scapose ..... 5
5. Shrubs with leaves inserted in dense spiral, leaves not progressively smaller upwardly ..... 6
6. Leaves scale-like, imbricated, appressed or recurved, scarcely narrowed at base ..... 31. *Agrianthus*
- 6'. Leaves spreading from a narrow base, not or weakly imbricated ..... 7
7. Leaves viscid, without hairs; receptacle flat or slightly convex; style branches filiform, not or scarcely broadened and flattened ..... 8
8. Leaves fleshy, without prominent veins; veins of leaves and corolla throat with paired resin ducts; involucre strictly eximbricate, with slender-tipped bracts; achenes with setulae on upper ribs; pappus bristles of uniform widths ..... 30. *Morithamnus*
- 8'. Leaves not fleshy, with prominent veins; resin ducts or pockets of leaves and corolla throat simple or single along veins; involucre weakly subimbricate, bracts with blunt rather scarios tips; achenes completely glabrous; pappus bristles of irregular widths ..... 29. *Bahianthus*
- 7'. Leaves not viscid, pubescent; receptacle conical; style branches distinctly broadened and flattened at tips ..... 9
9. Leaves linear; receptacle highly conical, with paleae among peripheral flowers; anther appendage shorter than wide ..... 32. *Arrojadocharis*
- 9'. Leaves ovate to obovate; receptacle low-conical, without paleae ..... 10
10. Shaft of style pubescent; pappus of short bristles or lacking; corolla whitish, densely glanduliferous on outer surface; under surface of leaves with erect or glandular pubescence; anther appendage shorter than wide ..... 34. *Stylotrichium*
- 10'. Shaft of style glabrous; pappus of rather awn-like bristles with narrowly winged bases; corolla lavender, sparsely glandular-punctate distally; undersurface of leaf densely tomentose; anther appendage as long as wide or longer ..... 33. *Lasiolaena*
- 5'. Herbs or shrubs with mostly opposite leaves, or with leaves becoming alternate or decrescent above, leaves not inserted in dense even spiral ..... 11
11. Coarse shrubs with glabrous, shiny or viscid, coriaceous or succulent, elliptical to oblanceolate leaves ..... 12
12. Leaves elliptical to obovate, coriaceous, shiny; pappus bristles not flattened on outer surface; maritime plants ..... 28. *Lithothamnus*
- 12'. Leaves oblanceolate, somewhat fleshy, viscid; pappus bristles flattened on outer surface; not maritime plants ..... 30. *Morithamnus*
- 11'. Herbs or weak shrubs with pubescent or herbaceous, ovate to lanceolate or linear leaves ..... 13
13. Base of achene narrowly attenuate or stipitate ..... 14
14. Pappus of short, lanceolate, densely fringed segments; anther collar very broad below; style base glabrous ..... 25. *Platypodanthera*
- 14'. Pappus usually of long bristles; anther collar cylindrical; style base usually pubescent ..... 15
15. Heads large with 30-100 flowers; receptacle conical with minute scars; carpodium much enlarged, annuliform to short cylindrical; achene with prominent pale ribs ..... 36. *Campuloclinium*
- 15'. Heads usually with less than 50 flowers; receptacle flat or slightly convex; carpodium only slightly enlarged, often rounded; achene with concolorous ribs ..... 16
16. Corolla narrowly funnellform, with lobes 3 times as long as wide, not papillose on inner surface, with glands on outer surface; style base hirsute without enlarged node ..... 37. *Macropodina*
- 16'. Corolla with slender basal tube closely investing shaft of style, limb broadly campanulate, lobes 1-2 times as long as wide, papillose on inner surface, shortly puberulous outside; style base hirsute with enlarged node ..... 26. *Neocuatrecasia*
- 13'. Base of achene not narrowly attenuate or stipitate ..... 17
17. Pappus with tips of apical cells obviously rounded, sometimes inflated ..... 18
18. Basal tube of corolla not or scarcely narrowed above nectary; North America, northern Mexico ..... 38. *Conoclinium*



- 18'. Basal tube of corolla very narrow, closely investing shaft of style, limb campanulate; South America ..... 19
19. Involucral bracts ending in a slender densely pubescent appendage; receptacle greatly expanded at maturity, bearing 100–150 flowers; corolla lobes essentially smooth on inner surface; style appendage with long, imbricated papillae ..... 16. *Urolepis*
- 19'. Involucral bracts without slender pubescent apical appendage; receptacle short-conical, bearing 50–80 flowers; corolla lobes slightly to strongly papillose on inner surface; style appendage with short papillae ..... 15. *Gyptidium*
- 17'. Pappus with tips of apical cells pointed ..... 20
20. Base of style enlarged and hirsute above nectary ..... 21
21. Anther appendage slightly longer than wide, not cleft; receptacle conical ..... 18. *Dasycondylus*
- 21'. Anther appendage shorter than wide, deeply cleft; receptacle shallowly convex ..... 19. *Diacranthera*
- 20'. Base of style not enlarged, glabrous ..... 22
22. Plants with broad sessile leaves; achenes with 7–10 ribs ..... 27. *Vitetia*
- 22'. Leaves with narrow or petiolate bases; achenes with 4–6 ribs ..... 23
23. Achene completely glabrous; corolla lobes with small papillose apical appendage from inner surface ..... 22. *Prolobus*
- 23'. Achene with glands or setulae; corolla lobes with outer surface not exceeded by apical appendage from inner layer ..... 24
24. Achene with glands, without non-glandular setulae; carpopodium enlarged and procurrent on ribs of achene ..... 17. *Barrosoa*
- 24'. Achenes with non-glandular setulae, with or without glands; carpopodium small or narrowly annuliform, not procurrent on ribs of achene ..... 25
25. Receptacle highly conical; involucre eximbricate with subequal bracts; achenes without glands ..... 20. *Conocliniopsis*
- 25'. Receptacle plane to slightly conical; involucre weakly subimbricate; achenes with few to many glands ..... 26
26. Herbs; bases of leaf blades acute to acuminate; lobes of corolla papillose on both surfaces ..... 14. *Gyptis*
- 26'. Shrubs; bases of leaf blades abrupt, truncate; lobes of corolla smooth on both surfaces ..... 27
27. Heads with 4–10 flowers; peduncles not enlarged or fistulose distally; carpopodium sharply delimited above ..... 21. *Bejaranoa*
- 27'. Heads with 40–70 flowers; peduncles enlarged and fistulose distally; carpopodium not sharply delimited above ..... 39. *Tamaulipa*

14. *Gyptis*

*Gyptis* (Cass.) Cass., Dict. Sci. Nat. 16: 10. 1820. TYPE: *Gyptis pinnatifida* Cass.

*Eupatorium* subgenus *Gyptis* Cass., Bull. Sci. Soc. Philom. Paris 1818: 139. 1818. Clearly referred to as a subgenus of *Eupatorium* in this publication by Cassini, not as genus or subgenus as in many others of his proposed names. Nevertheless, the subgenus was credited with the species “*Gyptis pinnatifida*” at this time, a combination that cannot be considered valid as of that date.

Perennial *herbs* usually with stout or tuberous tap roots or stolons, not or sparingly branched above base. *Stems* terete, striated, puberulous to hirtellous. *Leaves* opposite, often becoming alternate above, petiolate; blades ovate to bipinnatifid, margin serrulate to deeply dissected. *Inflorescence* subscapose, usually densely corymbose or cymose above; heads mostly short-pedicellate or sessile. Involucral bracts 16–25, weakly subimbricate, in 2–3 series, subequal, lanceolate to linear, usually appearing truncate at tip because of dense apical pubescence; receptacle flat, glabrous. *Florets* 4–26 in a head; corollas narrowly funnellform, white, pink, or violet; cells of throat narrow with sinuous lateral walls; lobes triangular, about as long as wide or slightly longer, strongly papillose on both surfaces, with hairs and often glands on outer surface, margin often with bicellular teeth; anther collars short-cylindrical, only slightly expanded below, with cells subquadrate or short-oblong, cells with transverse or oblique annular thickenings; anther appendage ovate, twice as long as wide; style base not enlarged, glabrous (slightly papillose in *G. artemisifolia*); style branches narrowly linear to filiform, densely papillose. *Achenes* prismatic, 5-ribbed, broad, narrowed below to short base, costae and lateral surfaces densely setuliferous, internal micropunctations in rather regular transverse bands; car-

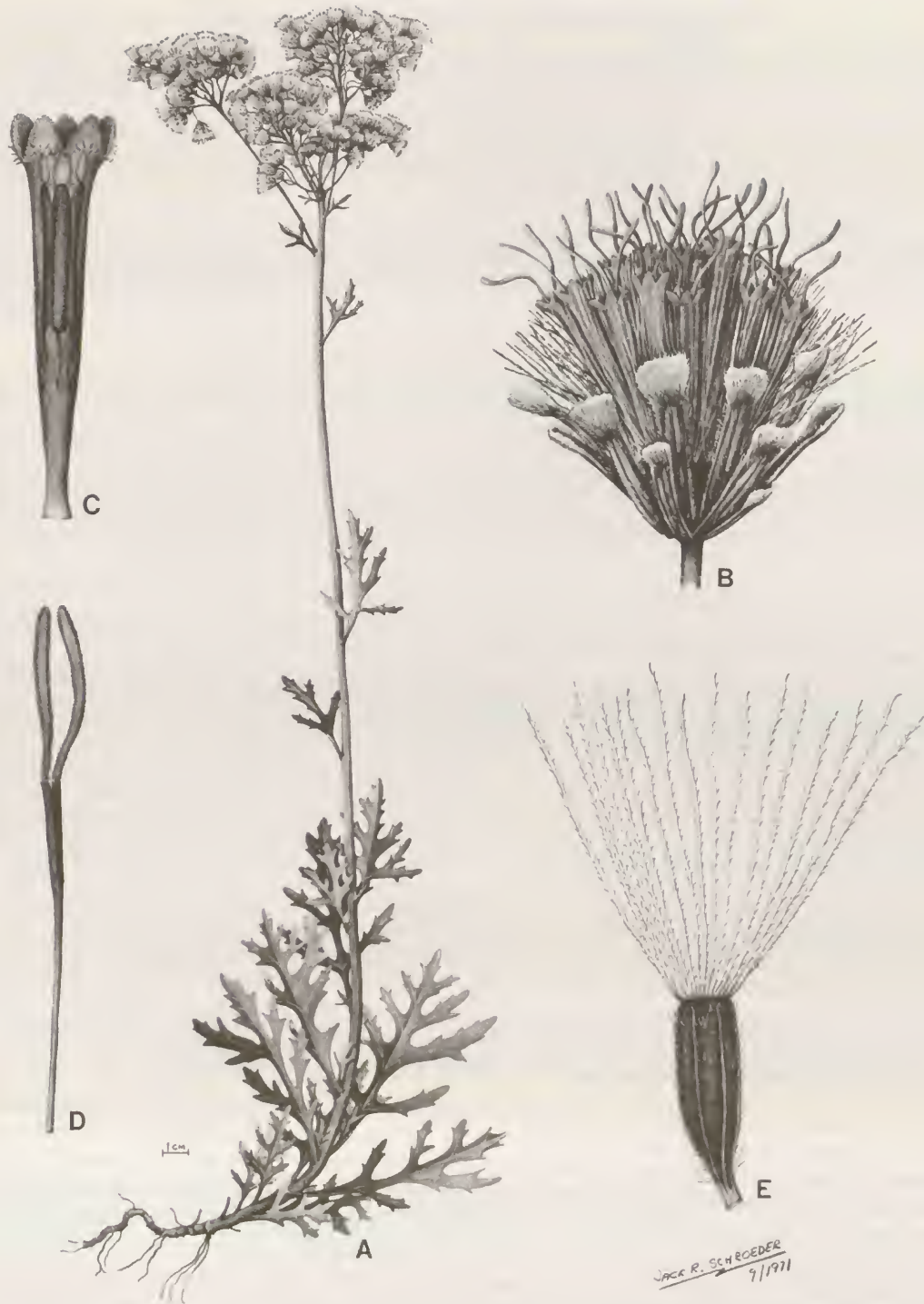


PLATE 14. *Gyptis pinnatifida* Cass. — A. Habit,  $\times \frac{2}{5}$ . — B. Head,  $\times 6$ . — C. Corolla showing anthers,  $\times 13$ . — D. Style,  $\times 13$ . — E. Achene,  $\times 13$ .

popodium very short or vestigial, with cells small, subquadrate, in up to 4 series, with densely beaded walls; pappus of ca. 20–30 persistent bristles in one series, apical cells of bristles subacute or acute. *Pollen grains* ca. 15–20  $\mu\text{m}$  in diameter. Plate. 14.

*Gyptis* is unusual in the Gyptidinae in a few respects. The number of flowers in a head can be as few as four, while most members of the subtribe have ten or more. Also, *Gyptis* lacks the conical receptacle that marks many genera of the Gyptidinae. *Gyptis* does have a habit resembling members of the subtribe Eupatoriinae, and one species, *Eupatorium oblongifolium*, which has been associated with members of the genus *Gyptis* in the past, belongs to the genus *Stomatanthes* in the Eupatoriinae. The present genus is placed with others in the present concept of the Gyptidinae on the basis of its glabrous style base. The closest approach to pubescence on the style base in *Gyptis* is the few papillae sometimes seen in *G. artemisifolia*.

*Gyptis* occurs in northern Argentina, Paraguay, Uruguay, and southern Brazil. A key to the species is provided by King and Robinson (1971a).

The following seven species are recognized in the genus:

- Gyptis artemisifolia* (Griseb.) R. King & H. Robinson, Argentina.
- Gyptis commersonii* Cass., Argentina, Brazil, Uruguay.
- Gyptis crassipes* (Hieron.) R. King & H. Robinson, Argentina, Brazil, Paraguay.
- Gyptis inornata* R. King & H. Robinson, Brazil.
- Gyptis lanigera* (Hook. & Arn.) R. King & H. Robinson, Argentina, Brazil, Paraguay.
- Gyptis pinnatifida* Cass., Argentina, Brazil, Uruguay.
- Gyptis vernoniopsis* (Schultz-Bip. ex Baker) R. King & H. Robinson, Argentina, Brazil, Paraguay, Uruguay.

### 15. *Gyptidium*

*Gyptidium* R. King & H. Robinson, *Phytologia* 23: 310. 1972. TYPE: *Eupatorium militare* B. Robinson.

Erect annual *herbs*, rarely branched above base. *Stems* terete, striated. *Leaves* opposite, sometimes alternate above, distinctly petiolate; blades ovate to lanceolate, bases truncate, margin crenulate. *Inflorescence* cymose to subcymose; heads sessile to long-pedicellate. *Involucral bracts* ca. 25, eximbricate to weakly subimbricate, in 2–3 series, subequal, persistent; receptacle conical, hirsute or covered with narrow paleae. *Florets* 50–80 in a head; corollas white or pale lilac, with very narrow basal tube; throat narrowly campanulate, smooth on both surfaces, cells elongate with sinuous lateral walls; lobes triangular, not or only slightly longer than wide, with outer surface mostly smooth, inner surface slightly to strongly papillose, cells of inner surface without sinuous walls; anther collars elongate, narrow, cells mostly oblong with dense annular thickenings on walls; anther appendage ovate, longer than wide; style base not enlarged, glabrous; style branches linear, densely papillose with papillae 1–2 times as long as wide. *Achenes* prismatic, 4–5-ribbed, glanduliferous; carpodium obsolete, with few small thin-walled cells; pappus of ca. 28 bristles, persistent, in one series, apical cells of bristles with rounded and sometimes dilated tips. *Pollen grains* ca. 20–22  $\mu\text{m}$  in diameter. Plate 15.

The name *Gyptidium* is a diminutive of *Gyptis*, and was intended to reflect the general relationship and geographical coincidence. Closest relationship seems to be with *Urolepis* which also has very narrow basal tubes on the corollas, conical pubescent receptacles, and blunt apical cells on the pappus bristles. The two genera both have well-defined slender petioles, a feature lacking in some Gyptidinae such as *Gyptis*. *Gyptidium* lacks two features that are prominent in *Urolepis*, however, the extremely long papillae on the style appendage, and the large carpodium with large thin-walled cells. The corolla lobes of *Urolepis* differ from those in *Gyptidium* by being essentially smooth, and the receptacle is greatly enlarged.

The two species of *Gyptidium* differ by a number of significant characters such as the density of the inflorescence and the indument of the receptacle. The presence of paleae in *G. militare* is considered to be a prime example of a secondary development of this character from non-paleaceous ancestors.

The genus is restricted to southern Brazil and adjacent Argentina.

The following two species are recognized in the genus:

- Gyptidium militare* (B. Robinson) R. King & H. Robinson, Argentina.
- Gyptidium trichobasis* (Baker) R. King & H. Robinson, Brazil.

### 16. *Urolepis*

*Urolepis* (DC.) R. King & H. Robinson, *Phytologia* 21: 304. 1971.

*Hebeclinium* section *Urolepis* DC., *Prodr.* 5: 136. 1836. TYPE: *Hebeclinium hecatanthum* DC.

*Eupatorium* section *Urolepis* (DC.) Benth. ex Baker in C. Martius, *Fl. Bras.* 6(2): 364. 1876.

Coarse, erect annual *herbs* or *subshrubs*, sparingly branched. *Stems* terete, striated, densely covered with minute stipitate glands. *Leaves* opposite, distinctly long-petiolate; blades broadly deltoid, usually cordate at base, trinervate from or near base, margin dentate or denticulate. *Inflorescence* a corymbose or subcymose



PLATE 15. *Gyptidium militare* (B. Robinson) R. King & H. Robinson.—A. Habit,  $\times \frac{1}{2}$ .—B. Head,  $\times 6$ .—C. Corolla showing anthers,  $\times 17$ .—D. Style,  $\times 17$ .—E. Achene,  $\times 17$ .

panicle; heads mostly with short often slender pedicels. *Involucral bracts* ca. 50, weakly subimbricate, in 3–4 series, equal or subequal, inner bracts attenuate into long densely pubescent appendage; receptacle subglobose, densely short-pubescent. *Florets* 100–150 in a head; corollas pink, with long narrow basal tube;

JACK R. SCHROEDER  
8/1973



PLATE 16. *Urolepis hecatantha* (DC.) R. King & H. Robinson.—A. Habit,  $\times \frac{1}{2}$ .—B. Head,  $\times 4$ .—C. Receptacle,  $\times 4$ .—D. Corolla showing anthers,  $\times 20$ .—E. Style,  $\times 20$ .—F. Achene,  $\times 20$ .

throat funnellform below, becoming cylindrical above, with outer surface of tube and throat glabrous, cells of throat and lower lobes narrow with sinuous lateral walls; lobes triangular, slightly longer than wide, with a few short-stalked glands externally, smooth on inner and outer surface, extreme tips of lobes papillose; anther collars slender, with mostly rectangular cells, cell walls with numerous transverse annular thickenings; anther appendage ovate-triangular, longer than wide; style base not enlarged, glabrous; style branches linear,

densely papillose with very long antrorsely imbricated papillae. *Achenes* prismatic, 4–5-ribbed with occasional short-stalked glands; carpopodium large, somewhat stopper-shaped with slight upper rim, cells elongate in ca. 3 series, with slightly thickened walls; pappus of ca. 20 scabrid bristles, persistent, enlarged distally, apical cells with rounded tips. *Pollen grains* ca. 16–20  $\mu\text{m}$ . Plate 16.

*Urolepis* is named after the densely pubescent tails or appendages on the tips of the involucre bracts. The character provides immediate recognition for the single distinctive species, but would not alone be a basis for separate generic status. The more significant features on which the genus is based include the greatly expanded subglobose receptacle bearing 100–150 flowers, the very long imbricated papillae of the style appendages, and the large carpopodia of the achenes. Closest relationship is to the preceding genus, *Gyptidium*, which also has narrow basal tubes on the corollas, round-tipped apical cells on the pappus bristles, and an annual habit.

The species on which *Urolepis* is based has usually been

placed in the genus or section *Hebeclinium* because of the pubescence on the receptacle. Actual relationship is extremely remote as indicated by the placement in separate subtribes. The fine puberulence on the receptacle of *Urolepis* is not even of the same aspect as the pilosity found on the receptacles in many members of the Hebecliniinae.

*Urolepis* ranges from central Argentina northward to Uruguay and southern Brazil and westward to Paraguay and Bolivia.

The following single species is recognized in the genus:

*Urolepis hecatantha* (DC.) R. King & H. Robinson, Argentina, Bolivia, Brazil, Paraguay, Uruguay.

### 17. *Barrosoa*

*Barrosoa* R. King & H. Robinson, *Phytologia* 21: 26. 1971. TYPE: *Eupatorium candolleianum* Hook. & Arn.

Erect perennial *herbs*, with few branches above base. *Stems* terete, striated, densely pubescent. *Leaves* opposite, sometimes alternate above, distinctly sessile to long-petiolate; blades lanceolate to broadly ovate, margin serrate to crenulate, trinervate. *Inflorescence* densely corymbose; heads short-pedicellate. *Involucre bracts* ca. 15–25, eximbricate, usually in 2 series, subequal; receptacle conical, glabrous, strongly foveolate. *Florets* 20–55 in a head; corollas funnellform, white, pink, blue, or purple; throat smooth with elongate sinuous-walled cells; lobes triangular, slightly longer than wide, papillose on both surfaces, cells of inner surface abruptly shorter than those of throat, outer surface with hairs and glands; anther collars short, cells with annular thickenings on walls; anther appendage subquadrate to oblong, about as long as wide; style base not enlarged, glabrous; style branches linear, densely short-papillose. *Achenes* prismatic, 5-ribbed, sparsely glanduliferous, scarcely constricted above and below; carpopodium distinct, with large thin-walled subquadrate cells in 5–10 series, procurrent on lower part of achene ribs; pappus of 25–30 persistent, slender, scabrid, bristles, apical cells acute or subacute. *Pollen grains* ca. 18–23  $\mu\text{m}$  in diameter. Plate 17.

The name *Barrosoa* is one of two given to genera of the Eupatorieae by the present authors to honor Dr. Graziela Maciel Barroso of the Jardim Botânico in Rio de Janeiro, Brazil.

The genus is central to a group containing most of the species that have been referred to the genus or section *Conoclinium* in South America. The closest of the related genera is *Dasycondylus* which differs by having a pubescent node on the base of the style. Somewhat more distantly related is *Conocliniopsis* which differs by a more shrubby habit, by setulae on the sides of the achene, and by details of the receptacle and carpopodium.

Among the nine species presently recognized in the genus, six occur in the area of southern Brazil and Uruguay (King & Robinson, 1971*b*, 1972*ee*), and one occurs in Bolivia (King & Robinson, 1981*e*). The two remaining species form a disjunct group in northern South America in the llanos and other low elevation habitats of Colombia and Venezuela. In its entirety, the range of *Barrosoa* approaches but does not equal that of the single widely distributed species of the related genus *Conocliniopsis*.

One species with a more subimbricate involucre, *Eupatorium viridiflorum*, has been placed in *Barrosoa* in previous studies of this series (King & Robinson, 1971*b*, 1972*ee*), but the species is now placed in the synonymy of *Bartlettina hemisphaerica*.

The following nine species are recognized in the genus:

- Barrosoa apiculata* (Gardner) R. King & H. Robinson, Brazil.
- Barrosoa betonicaeformis* (DC.) R. King & H. Robinson, Argentina, Bolivia, Brazil, Uruguay.
- Barrosoa cabreriae* (B. Robinson) R. King & H. Robinson, Argentina, Uruguay?
- Barrosoa candolleana* (Hook. & Arn.) R. King & H. Robinson, Argentina, Bolivia, Brazil, Paraguay, Uruguay.
- Barrosoa confluentis* (B. Robinson) R. King & H. Robinson, Bolivia.
- Barrosoa metensis* (B. Robinson) R. King & H. Robinson, Colombia, Venezuela.
- Barrosoa organensis* (Gardner) R. King & H. Robinson, Brazil.
- Barrosoa ramboi* (Cabrera) R. King & H. Robinson, Brazil.
- Barrosoa trianae* (B. Robinson) R. King & H. Robinson, Colombia.



PLATE 17. *Barrosoa candolleana* (Hook. & Arn.) R. King & H. Robinson.—A. Habit,  $\times \frac{1}{2}$ .—B. Base of plant,  $\times \frac{1}{2}$ .—C. Head,  $\times 7$ .—D. Older head showing receptacle,  $\times 7$ .—E. Corolla outer surface,  $\times 18$ .—F. Corolla inner surface with anthers,  $\times 18$ .—G. Style,  $\times 18$ .—H. Achene,  $\times 18$ .

18. *Dasycondylus*

*Dasycondylus* R. King & H. Robinson, Phytologia 24: 188. 1972. TYPE: *Eupatorium lobbii* Klatt.

Erect or spreading *subshrubs* or *shrubs*, sometimes subscandent, moderately branched. *Stems* terete, striated, hirsute to hirtellous. *Leaves* opposite, distinctly petiolate; blades ovate to oblong, base cuneate to cordate, margin entire to serrate. *Inflorescence* a corymbose panicle; heads sessile to short-pedicellate. *Involucral bracts* ca. 15–25, subimbricate in 3–4 series, unequal, inner bracts somewhat deciduous, outer bracts often broad; receptacle conical, glabrous to sparsely pilose, strongly foveolate. *Florets* 20–60 in a head; corollas white, narrowly funnelform; cells of throat elongate with sinuous lateral walls; lobes triangular, about as long to twice as long as wide, inner surface smooth with cells more quadrate than in throat, outer surface slightly papillose, glanduliferous, and setiferous; anther collars short, slightly swollen, cells with annular thickenings on walls; anther appendage ovate, longer than wide; style base enlarged, densely hirsute; style branches linear, slightly clavate distally, slightly mamilllose. *Achenes* prismatic, 5-ribbed, sparsely setuliferous above; carpodium distinct, broad, cells usually large with walls not thickened, in ca. 5–10 series, procurrent onto lower part of achene ribs; pappus of ca. 30–40 persistent, scabrid bristles in one series, apical cells of bristles narrowly obtuse to acute. *Pollen grains* ca. 20–25  $\mu\text{m}$  in diameter. Plate 18.

The carpodia and receptacles of *Dasycondylus* indicate close relationship to *Barrosoa*, but there are a number of significant differences. *Dasycondylus* contains less herbaceous and more branching plants with subimbricate rather than eximbricate involucre. The corolla lobes are smooth on the inner surface, and the style base has a large hirsute node. It is the hairy styler node after which *Dasycondylus* is named. The distributions of the two genera are also somewhat different, *Dasycondylus* being concentrated in Brazil in Minas Gerais and Bahia (King & Robinson, 1972gg, 1980f) to the north of the Brazilian center of distribution of *Barrosoa*. One of the species of *Dasycondylus* extends its range westward from Brazil to Bolivia and Peru.

The genus *Diacranthera* of eastern Brazil, in Bahia and Ceará, has an aspect very similar to *Dasycondylus*, and members of both genera have been misidentified with the species now known as *Dasycondylus resinusus* and *Diacranthera crenata*. Both genera have hirsute nodes at the

base of the style, and the two are undoubtedly related. *Diacranthera* differs from *Dasycondylus* by the slightly convex rather than conical receptacles, and by the shorter cleft anther appendages.

A key to most of the species of *Dasycondylus* has been provided by King and Robinson (1972gg).

The following eight species are recognized in the genus:

*Dasycondylus debeauxii* (B. Robinson) R. King & H. Robinson, Brazil.

*Dasycondylus dusenii* R. King & H. Robinson, Brazil.

*Dasycondylus hirsutissimus* (Baker) R. King & H. Robinson, Brazil.

*Dasycondylus lobbii* (Klatt) R. King & H. Robinson, Bolivia, Brazil, Peru.

*Dasycondylus platylepis* (Baker) R. King & H. Robinson, Brazil.

*Dasycondylus regnellii* R. King & H. Robinson, Brazil.

*Dasycondylus resinusus* (Sprengel) R. King & H. Robinson, Brazil.

*Dasycondylus riedelii* R. King & H. Robinson, Brazil.

19. *Diacranthera*

*Diacranthera* R. King & H. Robinson, Phytologia 24: 192. 1972. TYPE: *Diacranthera ulei* R. King & H. Robinson.

Perennial *herbs* or *subshrubs*, with few branches, slightly fleshy, in maritime habitats. *Stems* terete, striated, puberulous. *Leaves* opposite, short-petiolate; blades ovate to elliptical with narrowly acuminate base, margin crenulate to serrulate, venation pinnate with 2–3 pairs of ascending veins, pair near basal third somewhat stronger and more ascending. *Inflorescence* slightly to strongly cymose with many branches; heads short-pedicellate. *Involucral bracts* ca. 25, eximbricate, in 2 series, subequal; receptacle broadly convex, glabrous. *Florets* 50–65 in a head; corolla rosaceous, narrowly funnelform; cells of limb mostly short-oblong or subquadrate, with non-sinuous or scarcely sinuous walls; lobes triangular, slightly longer than wide, inner surface smooth to slightly mamilllose, outer surface with a few glands, with or without hairs; anther collars short, narrowly cylindrical, cells subquadrate with dense transverse annular thickenings on walls; anther appendage bilobed, shorter than wide; style base slightly enlarged, densely hirsute; style branches linear to slightly clavate, scarcely mamilllose. *Achenes* prismatic, 5-ribbed, glabrous; carpodium enlarged, cylindrical





PLATE 18. *Dasycondylus resinus* (Sprengel) R. King & H. Robinson.—A. Habit,  $\times \frac{1}{2}$ .—B. Head,  $\times 7\frac{1}{2}$ .—C. Receptacle,  $\times 14$ .—D. Corolla outer surface,  $\times 10$ .—E. Corolla inner surface with anthers,  $\times 10$ .—F. Anther,  $\times 22$ .—G. Style,  $\times 10$ .—H. Achene,  $\times 14$ .



PLATE 19. *Diacranthera ulei* R. King & H. Robinson.—A. Habit,  $\times \frac{1}{6}$ .—B. Head,  $\times 6$ .—C. Corolla showing anthers,  $\times 20$ .—D. Style,  $\times 20$ .—E. Achene,  $\times 20$ .

and shortly procurvent on ribs of achene, cells large, oblong, with thin walls, in ca. 5 series; pappus of ca. 35 persistent bristles in one series, not enlarged at tips, apical cells of bristles acute. *Pollen grains* ca.  $23 \mu\text{m}$  in diameter. Plate 19.

The generic name refers to the bilobed appendage on the apex of the anther. It is the short bilobed appendage and the shallowly convex receptacle that distinguish the genus from the closely related *Dasycondylus*. The two genera, *Diacranthera* and *Dasycondylus*, have large carpodia with large thin-walled cells that are procurrent on the achene ribs, a feature by which they are related to the genus *Barrosoa*. The two differ from the latter by the enlarged and hirsute base of the style. *Diacranthera* seems distinct from both *Dasycondylus* and *Barrosoa* by its maritime habitat, said to be in reach of salt spray.

The two species occur along the coast of eastern Brazil in southern Bahia and in Ceará. The oldest name for the most common species, *Campuloclinium crenatum*, is the basis for the accepted combination of *Diacranthera*. A prior combination in *Eupatorium*, however, made it nec-

essary for B. Robinson (1928) to provide a new name, *E. carnosifolium*, for use in that genus. Some confusion has resulted from the inclusion of specimens of three different species among the specimens cited by B. Robinson, both species of *Diacranthera* and one species of *Dasycondylus*. More confusion has resulted from the recent use of the name *E. carnosifolium* for the more remotely related shrub from the coast of Bahia, *Litothamnus ellipticus*.

A key to the two species is provided by King and Robinson (1972hh).

The following two species are recognized in the genus:

*Diacranthera crenata* (Schldl. in C. Martius) R. King & H. Robinson, Brazil.

*Diacranthera ulei* R. King & H. Robinson, Brazil.

## 20. *Conocliniopsis*

*Conocliniopsis* R. King & H. Robinson, *Phytologia* 23: 308. 1972. TYPE: *Conoclinium prasiifolium* DC.

Erect *subshrubs* or *shrubs*, with few to many branches. *Stems* terete, striated, hirtellous and minutely stipitate-glanduliferous. *Leaves* opposite, with few alternate above, distinctly petiolate; blades ovate, base often truncate, margin strongly crenate, trinervate from or near base. *Inflorescence* a dense corymbose panicle or cyme; heads short-pedicellate, pedicels sometimes slender. *Involucral bracts* 12–16, eximbricate, subequal, in ca. 3 series, persistent; receptacle high-conical, glabrous, strongly foveolate. *Florets* 20–30 in a head; corollas blue or lavender, narrowly funnelform, with outer surface glanduliferous, inside glabrous; cells of throat elongate with sinuous lateral walls; veins thickened below; lobes triangular, twice as long as wide, inner surface mamilllose with broad cells, outer surface somewhat papillose distally; anther collars elongate, narrow, cells oblong with dense annular thickenings on walls; anther appendage ovate, longer than wide; style base not enlarged, glabrous; style branches filiform, scarcely broader distally, densely papillose. *Achenes* prismatic, 4–5-ribbed, setuliferous on ribs and lateral surfaces, without glands; carpodium very prominent, annuliform with projecting setuliferous upper rim, cells rather large with firm walls, in 5–6 series; pappus of 30–35 persistent scabrid bristles in one series, apical cells of bristles acute to subacute. *Pollen grains* ca. 16–20  $\mu\text{m}$  in diameter. Plate. 20.

*Conocliniopsis* is named after the genus *Conoclinium* in which the type species was originally included, and indirectly is named for the conical form of receptacle that is characteristic of both genera. The receptacles in *Conoclinium* and *Conocliniopsis* are the most highly conical in the Gyptidinae, usually having the flower-bearing portion as high as wide or higher. The two genera are not regarded as close relatives, however, since *Conoclinium* is a genus of rhizomatous herbs with obsolete carpodia, geographically restricted to the United States and Mexico.

The closest relationships of *Conocliniopsis* seem to be with the South American genera, *Barrosoa* and *Bejaranoa*. The former of these has a distinct though shallow conical receptacle and large cells in the carpodium, but lacks setulae on the achene and has the carpodium procurrent on the achene ribs. *Barrosoa* is also a more herbaceous genus. *Bejaranoa* is most similar in habit, but has the receptacle not or minutely conical, the achene with both glands and setulae, the carpodium somewhat smaller with much smaller cells, and the involucre weakly subimbricate.

The carpodium of *Conocliniopsis* seems rather unique in the tribe by the manner that setulae are borne on its upper edge. The form of the carpodium is particularly distinct from that in *Barrosoa* which lacks a rim and is procurrent on the ribs. In this respect, *Bejaranoa* seems the nearest relative.

The single widely distributed species of *Conocliniopsis* has been represented in most botanical literature of the last 100 years under the wrong name. The name *Eupatorium ballotaeifolium* that has been applied to the species, proves to belong instead to a Colombian species of similar superficial appearance, but with detailed characters of the genus *Lourteigia*. *Conocliniopsis* also occurs in Colombia, but is more common in Venezuela and south of the Amazon in eastern Brazil (Bahia, Ceará, Pernambuco). The original locality of the type species, *Conoclinium prasiifolium*, was Venezuela.

The following single species is recognized in the genus:

*Conocliniopsis prasiifolia* (DC.) R. King & H. Robinson, Brazil, Colombia, Venezuela.



PLATE 20. *Conocliniopsis prasiifolia* (DC.) R. King & H. Robinson.—A. Habit,  $\times \frac{3}{5}$ .—B. Head,  $\times 7$ .—Receptacle,  $\times 17$ .—D. Corolla showing anthers,  $\times 17$ .—E. Style,  $\times 17$ .—F. Achene,  $\times 17$ .

JACK R. SCHROEDER  
12/1971



PLATE 21. *Bejaranoa balansae* (Hieron.) R. King & H. Robinson.—A. Habit,  $\times \frac{1}{2}$ .—B. Head,  $\times 5$ .—C. Corolla outer surface,  $\times 9$ .—D. Corolla inner surface with anthers,  $\times 9$ .—E. Anther,  $\times 12$ .—F. Style,  $\times 9$ .—G. Achene,  $\times 12$ .

21. *Bejaranoa*

*Bejaranoa* R. King & H. Robinson, *Phytologia* 40: 52. 1978. TYPE: *Eupatorium balansae* Hieron.

Erect *subshrubs* or *shrubs*, moderately to rather densely branched. *Stems* terete, striated, densely hirtellous and glanduliferous. *Leaves* alternate or sometimes opposite, distinctly short-petiolate; blades ovate or ovate-

lanceolate, base obtuse and trinervate, margin serrate to doubly serrate. *Inflorescence* terminal on leafy stems, with densely corymbose branches; heads sessile or short-pedicellate. *Involucral bracts* 8–15, subimbricate, in ca. 4 series, unequal and somewhat graduated, persistent; receptacle flat to minutely conical, glabrous or subglabrous. *Florets* 4–10 in a head; corollas white to pale lavender, narrowly funnelform, glabrous inside, outside with glands above; cells of throat oblong with laxly sinuous walls; lobes ovate-triangular, scarcely longer than wide, inner surface smooth with cell scarcely shorter than in throat, outer surface densely glanduliferous and minutely papillose near tip, lateral margins somewhat thickened; anther collars short-cylindrical, cells short-oblong with dense annular thickenings on walls; anther appendage oblong, longer than wide; style base not enlarged, glabrous; style branches linear, slightly minutely mamillate, slightly broadened distally. *Achenes* prismatic, 5-ribbed, with setulae and glands on sides, narrowed below; carpodium shortly and broadly stopper-shaped, with distinct upper rim, cells rather small, quadrate to short-oblong, in 4–8 series, with walls slightly thickened; pappus with ca. 30–55 persistent scabrid bristles in one series, apical cells of bristles acute or sometimes truncated. *Pollen grains* ca. 23–25  $\mu\text{m}$  in diameter. Plate 21.

The genus is named after Prof. Gaston Bejarano of the Ministry for Forestry, National Parks, Hunting, and Fishing in Bolivia.

The most notable aspect of *Bejaranoa* is the extent to which its characters are Critonioid and the fact that it could not theoretically be distinguished from some of the relatives of *Koanophyllon*. The style base is not enlarged or pubescent, the involucre is subimbricate, the corolla lobes are smooth without notably shorter cells on the inner surface, and the style branches are not papillose. Nevertheless, detailed comparison of the structures with their equivalents in the Critoniinae show the many subtle differences that would be expected of the products of parallelism. In spite of the approximation in described features, the involucre and corolla lobes of *Bejaranoa* do not look like those of any members of the Critoniinae. Furthermore, the annular thickenings in the cells of the anther collar in *Bejaranoa* are like those of the Gyptidinae and denser than in the Critoniinae. Though useless as a key character, the fact that the receptacle in *Bejaranoa* is sometimes minutely conical confirms the position of the genus in the Gyptidinae.

The problem of relationship of *Bejaranoa* is also resolvable by the recognition of the overall similarity and apparent close relationship to the genus *Conocliniopsis* in the Gyptidinae. The two genera are sufficiently close so as to be confused in the field and in the herbarium. Some setulae of the achene are actually on the upper rim of the carpodium in *Bejaranoa* as in *Conocliniopsis*. The two

genera are amply distinct in details, *Conocliniopsis* having an eximbricate involucre, a highly conical receptacle, mamillate inner surfaces of the corolla lobes, setulae but no glands on the achene, and large cells in the carpodium. At the time *Bejaranoa* was described, the leaves were believed to be characteristically alternate, but the leaves in *B. semistriata* prove to sometimes be opposite. Still, completely or partially alternate leaves of *Bejaranoa* remain a distinction from *Conocliniopsis*.

*Bejaranoa* also differs from *Conocliniopsis* by the smaller number of flowers in the head, the smallest number of flowers in a head of any member of the Gyptidinae except *Gyptis*. The low flower number in *B. semistriata* can be difficult to interpret, however, because of the manner in which two or three heads can form complexes in that species.

The two species of *Bejaranoa* are distinctly separated geographically, the type species in Paraguay and Bolivia, and *B. semistriata* in eastern Brazil. Until recently, the latter species was known only from the original collection, but recent field work indicates that the species forms vast populations in parts of eastern Bahia. Distinctions of the species are given by King and Robinson (1978k).

The following two species are recognized in the genus:

*Bejaranoa balansae* (Hieron.) R. King & H. Robinson, Bolivia, Paraguay.

*Bejaranoa semistriata* (Baker) R. King & H. Robinson, Brazil.

## 22. *Prolobus*

*Prolobus* R. King & H. Robinson, Phytologia 50: 386. 1982. TYPE: *Eupatorium nitidulum* Baker.

Erect *shrubs*, moderately branched. *Stems* terete, striated, puberulous. *Leaves* mostly opposite, becoming alternate above, narrowly petiolate; blades ovate, with acute base, margins coarsely serrate, surfaces somewhat shiny, venation pinnate, more prominent below. *Inflorescence* cymose with ascending branches, often extra-axillary, pedicels rather short. *Involucral bracts* ca. 12–15, slightly subimbricate, in ca. 2 series, subequal, short-acute; receptacle plain or slightly convex, glabrous. *Florets* ca. 12–14 in a head; corollas pale violet, glanduliferous above on outer surface; tube broadly cylindrical; throat narrowly funnelform, cells elongate with sinuous lateral walls; lobes triangular, slightly longer than wide, with outer layer overtopped by papillose



PLATE 22. *Prolobus nitidulus* (Baker) R. King & H. Robinson.—A. Habit,  $\times \frac{1}{2}$ .—B. Head,  $\times 7$ .—C. Corolla outer surface,  $\times 15$ .—D. Corolla inner surface with anthers,  $\times 15$ .—E. Style,  $\times 15$ .—F. Achene,  $\times 15$ .

extension of inner layer, inner surface mamillöse below, anatomical apex of outer surface forming prominent hump; anther collar cylindrical, cells mostly short-oblong with dense transverse annular thickenings on walls; anther appendage oblong, scarcely longer than wide; style base not enlarged, glabrous; style appendage narrowly linear, short-mamillöse. *Achenes* prismatic, 5-ribbed, slightly narrowed below, glabrous or with 1–2 setulae above; carpodium short-cylindrical, with distinct crenulate upper margin, cells oblong with thickened porose walls, in 2–3 series; pappus with 25–30 irregularly elongate persistent bristles in one series, outer surfaces not flattened and smooth, apical cells of bristles narrow, subacute. *Pollen grains* ca. 20  $\mu\text{m}$  in diameter. Plate 22.

*Prolobus*, like *Litothamnus* and *Diacranthera*, is a member of the Gyptidinae apparently restricted to maritime habitats. Like *Litothamnus*, it appears to be without close relatives in the subtribe.

The genus is deceptively ordinary in its appearance, and seems superficially similar to *Barrosoa* on the basis of limited material. Recent collections from the type area near Salvador in Bahia, Brazil, confirm many small but significant differences. *Prolobus* is more of a shrub than *Barrosoa*, but this is not always evident in dried plants. It is the non-conical receptacle that initially calls relationship to *Barrosoa* into question, and the carpodium with a marked upper rim and thick-walled cells is totally inconsistent with any of the generic complex to which *Barrosoa* belongs. Further indication of an isolated position in the subtribe is the unique structure of the corolla lobe after which *Prolobus* is named. The cells of the anatomical inner surface form a papillose projection that extends well beyond the swollen tip of the anatomical

outer surface. The inner projection tends to be somewhat sharper than in the illustration, and the papillosity of the inner surface tends to grade into larger mamillöse cells in the middle of the base than is shown in the illustration. Nevertheless, the impression of a protruding tongue in the illustration is fairly accurate.

At the time of the description of *Prolobus* (King & Robinson, 1982b), the genus was thought to be related to *Morithamnus*, but reexamination of the corolla lobes in that genus has shown no approximation of the structure seen in *Prolobus*. No other candidates for close relationship can be offered at this time. In overall shape the carpodium might suggest relation to *Conocliniopsis* or *Bejaranoa*, but the thick-walled cells of the carpodium in *Prolobus* seem unique in the subtribe.

The following single species is recognized in the genus:

*Prolobus nitidulus* (Baker) R. King & H. Robinson, Brazil.

### 23. *Trichogonia*

*Trichogonia* (DC.) Gardner, London J. Bot. 5: 459. 1846.

*Kuhnia* section *Trichogonia* DC., Prodr. 5: 126. 1836. LECTOTYPE: *Kuhnia arguta* H.B.K.

Erect perennial herbs or subshrubs, sparingly branched above base. *Stems* terete, with prominent longitudinal ridges, shortly pubescent, often with gland-tipped hairs. *Leaves* usually alternate, opposite in some species at least below, short- to long-petiolate; blades linear to broadly cordate, margin usually crenulate to crenate. *Inflorescence* a lax to dense cymose or corymbose panicle; heads on short to moderately long pedicels. *Involucral bracts* 10–25, eximbricate, in ca. 2 series, subequal to equal; receptacle flat to slightly convex, glabrous. *Florets* 10–60 in a head; corolla pink, purple, or white, narrowly funnellform, basal tube sometimes narrow and elongate, limb appearing more campanulate because of dense pubescence on upper throat and lobes; throat with cells elongate below and shorter above, with sinuous lateral walls; lobes triangular, wider than long to slightly longer than wide, inner surface smooth with oblong or subquadrate cells with sinuous walls, outer surface densely hirtellous and with few glands, hairs often septate; anther collars usually rather narrowly cylindrical, cells with prominent annular thickenings on walls; anther appendages slightly shorter to distinctly longer than wide, with rounded or retuse tip; style base not enlarged, glabrous; style branches linear or clubbed at tip, densely papillose or mamillöse except on clubbed tips. *Achenes* prismatic, 5-ribbed, short- to long-stipitate at base, setuliferous at least on ribs; carpodium a small rim, cells subquadrate in ca. 14–30 plumose or strongly barbellate persistent bristles in one series, in some species some or all achenes epappose, apical cells of bristles acute. *Pollen grains* ca. 18–23  $\mu\text{m}$  in diameter. Plate 23.

The name *Trichogonia* refers to the characteristic setulae on the angles of the achene. The name originally stood

in contrast to *Kuhnia* section *Leiogonia* which included among other things a species now placed in *Trichogo-*





PLATE 23. *Trichogonia arguta* (H.B.K.) Benth.—A. Habit,  $\times \frac{1}{2}$ , with one separate enlarged leaf.—B. Head,  $\times 5$ , with two separate enlarged involucre bracts.—C. Corolla outer surface,  $\times 10$ .—D. Corolla inner surface with anthers,  $\times 10$ .—E. Anther,  $\times 22$ .—F. Style,  $\times 10$ .—G. Achene,  $\times 10$ .

*niopsis* which lacks strong setulae on the achene ribs. Achene pubescence does not seem to have been a factor in any subsequent evaluations of the genus *Trichogonia*.

The principal factor in the wide acceptance of *Trichogonia* as a genus has been the plumose pappus that is found in most of the species. Traditionally, *Trichogonia* and *Helogyne* of the Alomiinae were the two genera with a plumose pappus in South America. Recent study has shown that the traditional concept excluded some species that should have been included, and included some that should be placed in other genera.

The redefined *Trichogonia* is characterized by the dense pubescence on the upper part of the corolla. The recharacterization results in inclusion of some species without a plumose pappus, but has the benefit of excluding all species with a conical receptacle. The species added include *T. chodatii* and *T. phlebodes* which have a capillary pappus and were previously placed in *Eupatorium*. Other additions are *T. cinerea* and *T. dubia* which are totally epappose, and which were placed in *Alomia*. B. Robinson (1906) commented on the relationship of the latter two species to *Trichogonia* even as he retained them in the artificial concept of *Alomia*.

The excluded species fall into three genera which share various aspects of *Trichogonia*. *Trichogoniopsis* has a plumose pappus, essentially flat receptacle, and a stipitate achene base as in *Trichogonia*, but differs by the corolla pubescence, the nearly smooth stems, and the deeply cleft anther appendages. *Platypodanthera* has a slender base on most achenes as in *Trichogonia*, but has a short, fimbriate rather than plumose pappus, has a conical receptacle, smooth stems, glabrous corollas, and a distinctively broadened anther collar. *Campuloclinium* has a habit similar to some *Trichogonia* and a slender base on the achene, but has a conical receptacle, a very broad annuliform carpodium, prominent pale ribs on the achene, and lacks the distinctive corolla pubescence. Of the three, only *Trichogoniopsis* seems to have an immediate relationship to *Trichogonia*.

Within *Trichogonia* a few distinctions are notable. The two Bolivian species, *T. bishopii* (King & Robinson, 1978i) and *T. capitata* are mostly opposite-leaved, a condition that is unusual in the genus. Opposite lower leaves are found in some other species, most notably *T. rhodotricha* of Brazil, and a subopposite condition is common in *T. rhadinocarpa* of the northern Andes.

Among the Brazilian species, a natural group can be distinguished by the presence of numerous glands on the tube of the corolla. The same group has a tendency for some or all achenes to be epappose. Included are *T. ci-*

*nera*, *T. dubia*, *T. martii*, *T. menthaefolia*, and *T. zehntneri*.

One species, *T. harleyi*, was originally credited with 10-flowered heads, the only such low number reported in the genus. More recent material, which apparently represents the same Bahian species, has approximately 20 flowers per head as in many other species. The species remains distinguishable by its densely spirally inserted minute leaves. Five other Brazilian species, *T. hirtiflora*, *T. grazielae*, *T. laxa*, *T. santosii*, and *T. villosa*, can be distinguished from most others by the higher number (30–60) of flowers in the heads, but the five species do not form a natural group.

The genus is common in Brazil with a few species in Paraguay, Bolivia, and the northern Andes. The two species in Colombia and Venezuela can be keyed in Aristeguieta (1964). A key to the Brazilian species has been provided by Barroso (1950) and distinctions of many Brazilian species are given by King and Robinson (1980b).

The following 30 species are recognized in the genus:

- Trichogonia arguta* (H.B.K.) Benth. & Hook. ex Klatt, Colombia, Venezuela.
- Trichogonia attenuata* G. Barroso, Brazil.
- Trichogonia bishopii* R. King & H. Robinson, Bolivia.
- Trichogonia campestris* Gardner, Brazil.
- Trichogonia capitata* (Rusby) B. Robinson, Bolivia.
- Trichogonia chodatii* (Hassler) R. King & H. Robinson, Paraguay.
- Trichogonia cinerea* (Gardner) R. King & H. Robinson, Brazil.
- Trichogonia dubia* (B. Robinson) R. King & H. Robinson, Brazil.
- Trichogonia fiebrigii* Mattf. in Pilger, Brazil, Paraguay.
- Trichogonia grazielae* R. King & H. Robinson, Brazil.
- Trichogonia harleyi* R. King & H. Robinson, Brazil.
- Trichogonia hassleri* Mattf. in Pilger, Paraguay.
- Trichogonia heringeri* R. King & H. Robinson, Brazil.
- Trichogonia hirtiflora* (DC.) Schultz-Bip. ex Baker, Brazil.
- Trichogonia laxa* Gardner, Brazil.
- Trichogonia margarethi* Soares Nunes, Brazil.
- Trichogonia martii* Baker, Brazil.
- Trichogonia menthaefolia* Gardner, Brazil.
- Trichogonia phlebodes* (B. Robinson) R. King & H. Robinson, Paraguay.
- Trichogonia prancii* G. Barroso, Brazil.
- Trichogonia pseudocampestris* R. King & H. Robinson, Brazil.
- Trichogonia rhadinocarpa* B. Robinson, Colombia, Venezuela.
- Trichogonia rhodotricha* Malme, Brazil.
- Trichogonia salviaefolia* Gardner, Brazil, Paraguay.
- Trichogonia santosii* R. King & H. Robinson, Brazil.
- Trichogonia scottmorii* R. King & H. Robinson, Brazil.
- Trichogonia spathulaefolia* Mattf. in Pilger, Brazil.
- Trichogonia tombadorensis* R. King & H. Robinson, Brazil.
- Trichogonia villosa* Schultz-Bip. ex Baker, Brazil.
- Trichogonia zehntneri* Mattf. in Pilger, Brazil.

#### 24. *Trichogoniopsis*

*Trichogoniopsis* R. King & H. Robinson, *Phytologia* 24: 180. 1972. TYPE: *Eupatorium adenanthum* DC.  
*Kuhnia* section *Leiogonia* DC., *Prodr.* 5: 127. 1836. LECTOTYPE: *Kuhnia podocarpa* DC.

Erect perennial *herbs* or *subshrubs*, with few branches. *Stems* terete, scarcely or not striate, hirsute. *Leaves* alternate or opposite, distinctly petiolate; blades ovate, base cuneate to cordate, margin serrate. *Inflorescence*



PLATE 24. *Trichogoniopsis adenantha* (DC.) R. King & H. Robinson.—A. Habit with separate lower leaf,  $\times \frac{1}{2}$ .—B. Head,  $\times 5$ .—C. Corolla showing anthers,  $\times 12$ .—D. Style,  $\times 12$ .—E. Achene,  $\times 12$ .

a lax cymose or corymbose panicle; heads with moderately long pedicels. *Involucral bracts* ca. 18–20, eximbricate, in 2 series, subequal; receptacle flat or shallowly convex, glabrous. *Florets* 25–50 in a head; corollas white, narrowly funnelform, outer surface with few or no hairs above; cells of limb oblong with slightly sinuous walls; lobes broadly triangular, ca. 1.5 times as long as wide, inner surface smooth, outer surface smooth and glanduliferous; anther collars narrow, cells usually oblong with strong annular thickenings on walls; anther appendage ovate, shorter than wide, strongly retuse to bilobed; style base not enlarged, glabrous; style branches long-clavate, slightly mamillate. *Achenes* prismatic, 5-ribbed, with a narrow stipitate base, hispidulous with setulae not restricted to ribs; carpodium small, short-cylindrical, cells subquadrate with moderately thickened walls, in 3–5 series; pappus of ca. 30 plumose persistent bristles in one series, mostly smooth on outer surface, apical cells of bristles slenderly acute. Pollen grains ca. 23  $\mu\text{m}$  in diameter. Plate 24.

The genus is named after the related genus *Trichogonia* with which it shares a number characteristics including a plumose pappus, an essentially flat receptacle, and narrow bases on the achenes. *Trichogoniopsis* differs by the lack of a dense covering of hairs on the upper part of the corolla, the lack of distinct ridges on the stem, and the deeply to completely cleft anther appendage. The achenes have setulae, contrary to the statement of DeCandolle (1836) under his section *Leiogonia*, but such setulae are not restricted to the angles of the achene as in many species of *Trichogonia*.

*Trichogoniopsis* was not included in *Trichogonia* either by DeCandolle, or when the latter was raised to generic level by Gardner (1846). The first to include species lacking hairs on the corollas was apparently Asa Gray (1851). The species continued to be treated as part of *Trichogonia* until their removal by King and Robinson (1972cc).

The species of *Trichogoniopsis* seem to have been particularly subject to misinterpretation. Asa Gray concluded incorrectly that *Eupatorium adenanthum* of DeCandolle was the species now known as *Macropodina bradei* and provided a new name, *Trichogonia gardneri* for the

DeCandolle species. The error remained uncorrected until the study of King and Robinson (1972cc), and most material in herbaria under the name *E. adenanthum* is *Macropodina*. More recently, King and Robinson (1980b) have shown that the *Kuhnia podocarpa* of DeCandolle has been misinterpreted by various authors (J. Baker, 1876) as a true *Trichogonia*, but that it is actually the proper name for the species of *Trichogoniopsis* commonly known as *Trichogonia macrolepis* Baker.

*Trichogoniopsis* is restricted to Brazil, ranging near the coast from Sao Paulo in the south to Pernambuco in the north. *Trichogoniopsis podocarpa* seems to be most common in restinga habitats. A key to three of the species is provided by Soares Nunes (1981), and other distinctions are given by King and Robinson (1980b).

The following four species are recognized in the genus:

*Trichogoniopsis adenantha* (DC.) R. King & H. Robinson, Brazil.

*Trichogoniopsis grazielae* Soares Nunes, Brazil.

*Trichogoniopsis morii* R. King & H. Robinson, Brazil.

*Trichogoniopsis podocarpa* (DC.) R. King & H. Robinson, Brazil.

## 25. *Platypodanthera*

*Platypodanthera* R. King & H. Robinson, *Phytologia* 24: 182. 1972. TYPE: *Ageratum melissaefolium* DC.

Erect perennial *herbs*, with few branches. *Stems* terete or slightly hexagonal, faintly striated, glabrous to sparsely pilose. *Leaves* usually alternate, distinctly petiolate; blades ovate to lanceolate, base cuneate to subtruncate or rarely cordate, margin serrate. *Inflorescence* a lax cymose or subcorymbose panicle with elongate basal internodes; heads with moderately long pedicels, pedicels fistulose above. *Involucral bracts* ca. 35, eximbricate, in 2 series, mostly subequal; receptacle low-conical, glabrous. *Florets* ca. 100 in a head; corollas pink or lavender, narrowly funnelform, glabrous; cells oblong with sinuous lateral walls; lobes broadly triangular, slightly longer than wide, smooth on both surfaces; anther collars short, greatly expanded below, cells subquadrate with strongly annulate thickenings on walls; anther appendage slightly shorter than wide, truncate; style base not enlarged, glabrous; style branches longly and rather broadly clavate, smooth. *Achenes* prismatic, 5-ribbed, with narrow usually stipitate base, setuliferous on ribs and upper surfaces; carpodium narrowly annuliform, cells small, subquadrate, in 2–3 series, with moderately thickened walls; pappus of 15–20 rather broad, subplumosely fimbriate bristles of various lengths, mostly half to two-thirds as long as corolla, in one congested series, smooth on outer surface, apical cells of bristles acute. *Pollen grains* ca. 18  $\mu\text{m}$  in diameter. Plate 25.



PLATE 25. *Platypodanthera melissaefolia* (DC.) R. King & H. Robinson.—A. Habit,  $\times \frac{2}{3}$ .—B. Head,  $\times 5$ .—C. Receptacle,  $\times 5$ .—D. Corolla showing anthers,  $\times 15$ .—E. Style,  $\times 15$ .—F. Achene,  $\times 15$ .

The genus contains a single species which was originally described as an *Ageratum* by DeCandolle (1836) and was later transferred to *Trichogonia* by Mattfeld (1923). Even by traditional standards, the species did not fit comfortably in either genus in which it had been placed. *Platypodanthera* differs from *Ageratum* by the numerous broad fimbriate bristles of the pappus, by the slender base on the achene, and by the lack of sunken glandular punctations on the leaves. The Brazilian species is also geographically remote from the center of diversity of *Ageratum* in Mexico and Central America, and the two genera are presently regarded as members of two different subtribes. *Platypodanthera* is more like *Trichogonia* in the multi-segmented pappus and the slender achene bases, but differs by the tendency of the receptacle to be conical, by the broader fimbriate rather than plumose pappus bristles, by the essentially smooth stems, and by the glabrous corollas. One additional feature distinguishes the genus from both *Ageratum* and *Trichogonia*, the short and basally broad-

ened anther collar. It is after the unique form of collar, which is often as broad as long, that the genus *Platypodanthera* is named. The pedicels, slightly broadened and fistulose above, are also somewhat distinctive.

The genus is known only from Bahia and Pernambuco in Brazil. The typical variant has the broader sometimes cordate leaves from which the species derives its name. The other variant, from the Rio Contas area, has narrowly lanceolate leaves and more glabrous sometimes slightly hexagonal stems. Both variants have been grown from achenes and maintain their differences, but they hybridize with the broad-leaved form showing incomplete dominance. There are no obvious differences in the structure of the inflorescences.

The following single species is recognized in the genus:

*Platypodanthera melissaefolia* (DC.) R. King & H. Robinson, Brazil.

## 26. *Neocuatrecasia*

*Neocuatrecasia* R. King & H. Robinson, Phytologia 20: 332. 1970. TYPE: *Eupatorium lobatum* B. Robinson.

Erect to procumbent perennial *herbs*, unbranched to densely branched. *Stems* terete, faintly striated. *Leaves* usually opposite, sessile to distinctly petiolate; blades ovate to deltoid or narrowly oblong, margin entire or dentate to deeply lobed. *Inflorescence* a lax to rather dense corymbose or cymose panicle; heads pedicellate. *Involucral bracts* ca. 10, eximbricate, in ca. 2 series, subequal; receptacle convex, glabrous. *Florets* 17–50 in a head; corolla white, with narrow basal tube, with abruptly expanded usually elongate and campanulate throat; cells of limb oblong with sinuous lateral walls; lobes triangular, longer than wide, inner surface densely papillose, outer surface smooth with a few hairs; anther collars short, cells subquadrate with dense transverse annular thickenings on walls; anther appendage ovate, longer than wide; style base enlarged, covered with hairs; style branches longly clavate, densely papillose. *Achenes* prismatic, 5-ribbed, with narrowly stipitate base, densely setuliferous; carpopodium short-cylindrical to annuliform, cells small, subquadrate, in ca. 3–5 series, with thin somewhat beaded walls; pappus of ca. 20–30 usually persistent and contiguous bristles in one series (rather deciduous and not contiguous in *N. sessilifolia*), apical cells of bristles acute. *Pollen grains* ca. 19–23  $\mu\text{m}$  in diameter. Plate 26.

The genus is named for Dr. Jose Cuatrecasas of the Smithsonian Institution, in Washington D.C., who has extensively studied the flora of the Andes, especially the Asteraceae.

The genus consists of eight species that are distributed along the eastern slopes of the Andes in southeastern Peru and northcentral Bolivia. The distribution is west of and at higher elevation than most members of the Gyptidinae. The distribution, corolla shape, and cellular structure of the carpopodium are actually reminiscent of the genus *Ageratina* of the Oxylobinae, but *Neocuatrecasia* has hairs on the style base and dense annular thickenings on the cells of the anther collar, characters never seen in the Oxylobinae. The anther collars and the stipitate bases of the achenes are indicative of a relationship closer to *Trichogonia*, and pubescent style bases, while rather rare, are known in the Gyptidinae.

Some members of the genus are notable for their dissected leaves. One species, *N. sessilifolia*, is distinct in both the sessile leaves and the fragile non-contiguous pappus bristles. In *N. mancoana* and *N. hirtella* the pubescence or papillosity of the style base continues upward on the lower part of the shaft, while in other species it is restricted to a tuft at the base.

A key to species has been provided by King and Robinson (1972v) with two species added subsequently (King & Robinson, 1974c).

The following eight species are recognized in the genus:

*Neocuatrecasia cuzcoensis* R. King & H. Robinson, Peru.

*Neocuatrecasia dispar* (B. Robinson) R. King & H. Robinson, Peru.

*Neocuatrecasia hirtella* R. King & H. Robinson, Peru.



PLATE 26. *Neouatrecasia lobata* (B. Robinson) R. King & H. Robinson.—A. Habit,  $\times \frac{3}{5}$ .—B. Head,  $\times 7$ .—C. Corolla showing anthers,  $\times 12$ .—D. Style,  $\times 12$ .—E. Achene,  $\times 12$ .

*Neocuatrecasia lobata* (B. Robinson) R. King & H. Robinson, Bolivia.

*Neocuatrecasia mancoana* (B. Robinson) R. King & H. Robinson, Peru.

*Neocuatrecasia sessilifolia* R. King & H. Robinson, Peru.

*Neocuatrecasia thymifolia* (Britton) R. King & H. Robinson, Bolivia.

*Neocuatrecasia weddellii* (B. Robinson) R. King & H. Robinson, Peru.

## 27. *Vittetia*

*Vittetia* R. King & H. Robinson, *Phytologia* 29: 122. 1974. TYPE: *Eupatorium orbiculatum* DC.

Erect *shrubs* or *subshrubs*, woody at least at base, with few to many branches. *Stems* terete, minutely hirtellous. *Leaves* opposite or alternate, very short-petioled, subsessile; blades orbicular to broadly ovate or oblong, base broadly rounded, margin entire to crenate-serrate, distinctly trinervate from base. *Inflorescence* an ascending multi-branched corymbose panicle; heads rather slenderly pedicellate. *Involucral bracts* ca. 10–15, eximbricate, in ca. 2 series, subequal; receptacle flat, glabrous to minutely puberulous. *Florets* 10–12 in a head; corollas white to pink, narrowly funnelliform or with narrow basal tube and rather campanulate limb; cells of limb elongate, often with closely sinuous lateral walls; lobes ovate-triangular, slightly longer than wide, smooth on both surfaces, with glands on outer surface; anther collar short-cylindrical, cells mostly subquadrate below, with dense transverse annular thickenings on walls; anther appendage ovate, as long as or slightly longer than wide; style base not enlarged, glabrous; style branches narrowly to broadly linear or narrowly clavate, densely sharply papillose, papillae sometimes very long. *Achenes* prismatic, 7–10-ribbed, glanduliferous, with few to many uniseriate non-glandular hairs; carpopodium small, annuliform to short-cylindrical, with minute subquadrate cells in 2–4 series, walls thin to slightly thickened; pappus of 30–65 persistent bristles in one series, apical cells of bristles sharply acute. *Pollen grains* ca. 20–27  $\mu\text{m}$  in diameter. Plate 27.

The genus is named for Nelly Vittet, coauthor with Cabrera on the studies of the Veronieae and Eupatorieae of Santa Catarina in Brazil (1961, 1963). The genus is the only member of the Gyptidinae with seven or more ribs on the achenes.

The genus consists of two species restricted to southeastern Brazil, the type species in Santa Catarina, Paraná, and Sao Paulo, and *V. bishopii* from the Serro do Cipó area of Minas Gerais. The two species are not similar in superficial aspect, and are very different in the general shape of the corolla, but ribbing of the achene, the pres-

ence of uniseriate hairs and lack of twin-hairs on the achene, the broad subsessile leaves, the strongly ascending branches of the inflorescence, the detailed structure of the corolla lobes, and the dense sharp papillosity of the style branches, all indicate relationship. The similarities and differences of the two species are discussed by King and Robinson (1981g).

The following two species are recognized in the genus:

*Vittetia bishopii* R. King & H. Robinson, Brazil.

*Vittetia orbiculata* (DC.) R. King & H. Robinson, Brazil.

## 28. *Litothamnus*

*Litothamnus* R. King & H. Robinson, *Phytologia* 44: 80. 1979. TYPE: *Litothamnus ellipticus* R. King & H. Robinson.

Erect moderately branching, glabrous *shrubs* with subcarnose stems and leaves. *Stems* 4–6-angled, more strongly grooved when dry; internodes short to moderate in length. *Leaves* opposite, with short often stout petiole; blades elliptical to slightly obovate, rather coriaceous, base acute, margin entire, upper surface rather shiny, lower surface somewhat dulled, trinervate from above base with secondary veins nearly parallel to lower margin. *Inflorescence* corymbose, with opposite branches; heads short to moderately long-pedicellate. *Involucral bracts* 12–15, eximbricate, in ca. 2 series, subequal, often with reddish tips, outer bracts broad with prominulous irregular venation; receptacle flat, glabrous. *Florets* ca. 15 in a head; corollas white, narrowly funnelliform, sparsely glandular-puberulous on outer surface; cells of throat elongate with sinuous lateral walls; lobes ovate-triangular, slightly longer than wide, inner surface with short-oblong to subquadrate cells, mamillillose, outer surface papillose; anther collar short-cylindrical, cells short-oblong to subquadrate with dense mostly transverse annular thickenings on walls; anther appendage oblong, slightly longer than wide; style base not enlarged, glabrous; style appendage linear, densely and patently papillose. *Achenes* prismatic, 5-ribbed, glabrous or with few minute gland-tipped hairs above; carpopodium annuliform, cells subquadrate, in 4–5





PLATE 27. *Vittetia orbiculata* (DC.) R. King & H. Robinson.—A. Habit,  $\times 1/2$ .—B. Head,  $\times 5$ .—C. Corolla outer surface,  $\times 10$ .—D. Corolla inner surface with anthers,  $\times 10$ .—E. Anther,  $\times 20$ .—F. Style,  $\times 10$ , with separate enlarged segment of papillae on appendage.—G. Achene,  $\times 10$ .

series, with thin or slightly thickened walls; pappus with ca. 30 persistent densely scabrid bristles, congested, subbiseriate, apical cells of bristles sharply acute. *Pollen grains* ca. 20–22  $\mu\text{m}$  in diameter. Plate 28.

The coriaceous to subcarinose, glabrous, elliptical to ovate, opposite leaves distinguish *Litothamnus* from all

other members of the Gyptidinae, and closest relationship is difficult to determine. The shrubby habit is reminiscent



PLATE 28. *Litothamnus ellipticus* R. King & H. Robinson.—A. Habit,  $\times 1/2$ .—B. Head with separate inner involucre,  $\times 5$ .—C. Corolla outer surface,  $\times 14$ .—D. Corolla inner surface with anthers,  $\times 14$ .—E. Anther,  $\times 28$ .—F. Style,  $\times 14$ .—G. Achene,  $\times 14$ .

of *Prolobus*, also along the coast of Bahia, but the latter has an anomalous expansion of the inner surface of the corolla lobes and an expanded carpodium with thick-walled cells, unlike anything in *Litothamnus*. Two other shrubby genera from south-central Bahia, *Bahianthus* and

*Morithamnus*, have obovate, viscid leaves, have well-formed resin ducts in the throats of their corollas, and also have essentially glabrous outer surfaces on their pappus segments. Other genera of the subtribe differ even more by various characters including sometimes herba-

ceous habits, conical receptacles, pubescent bases or shafts of their styles, or reduced forms of anther appendages. At present, *Litothamnus* is regarded as clearly a member of the Gyptidinae, but rather isolated within that subtribe.

*Litothamnus* is not totally without resemblance to any other member of the Eupatorieae. Some of the collections seen have been named as *Kanimia nitida*, a species now placed in *Mikania* that has a remarkable similarity to *Litothamnus* vegetatively. Both species occur in the shrubby zone along the coast of Bahia, the *Mikania* in the central part of the state in the area of Salvador south to the Rio Contas, and *Litothamnus* farther south in the Itabuna area southward to Porto Seguro. The two species are almost indistinguishable when sterile, the *Mikania* differing only by having leaves that tend to be slightly smaller and more pointed. Flowering plants of the two species differ by all the features that characterize the two

different subtribes Gyptidinae and Mikaniinae, and there is no evidence of close relationship.

In some cases, previous identifiers have noted that specimens of *Litothamnus* have more than four flowers in a head, and have distinguished the specimens from *Mikania nitida*. On those occasions, unfortunately, the name *Eupatorium carnosifolium* has been applied. The latter name is appropriate for *Litothamnus* in its meaning, but it belongs to a totally different species that is presently recognized as *Diacranthera crenata*. The misidentifications of material of *Litothamnus* have contributed to the fact that the species remained undescribed until 1979.

The name of the genus derives from the Greek words *litos* (= plain or simple), and *thamnus* (= shrub).

The following single species is recognized in the genus:

*Litothamnus ellipticus* R. King & H. Robinson, Brazil.

### 29. *Bahianthus*

*Bahianthus* R. King & H. Robinson, *Phytologia* 23: 312. 1972. TYPE: *Mikania viscosa* Sprengel.

Erect shrubs, moderately branching, with stems, leaves, and involucre viscid. Stems terete, striated. Leaves densely spirally inserted, with distinct narrow petioles; blades obovate with narrowly cuneate acuminate base, distal margin serrate across an obtuse or truncate apex, with strongly ascending closely pinnate venation, veins and close reticulum of veinlets prominulous on both surfaces; resin cavities in leaves irregular, not forming continuous ducts. Inflorescence a corymbose panicle, branching strongly ascending and mostly extra-axillary, pedicels glabrous and striated; heads hemispherical. Involucral bracts 18–20, weakly subimbricate, in ca. 3 series, somewhat unequal to subequal, linear to lanceolate; receptacle flat to slightly convex, glabrous. Florets 15–22 in a head; corollas pink or white, narrowly funnellform to subcylindrical, tubes scarcely narrower than throat, resin ducts narrow and solitary along veins of throat; cells of throat elongate with slightly sinuous lateral walls; lobes triangular, as long as wide or slightly longer, bearing glands outside, papillose toward tip, mamilllose with isodiametric cells on inner surface; collars with subquadrate to short oblong cells with strongly annulate or intricate thickenings on walls; anther appendage oblong-ovate, about as long as wide; style base not enlarged, glabrous; style branches filiform with slightly clavate tips, densely patently papillose. Achenes prismatic, 4–5-ribbed, with few glands; carpodium enlarged, procurrent on lower part of achene ribs, cells irregular to oblong, large, with firm thin walls; pappus with ca. 30 persistent shortly ciliate-dentate bristles in one series, flattened on outer surface, apical cells of bristles narrowly rounded. Pollen grains ca. 25  $\mu$ m in diameter. Plate 29.

The genus *Bahianthus* is endemic to south-central Bahia, the state of Brazil after which the genus is named. The single species seems rather common in some localities.

The nomenclatural history of the genus is representative of the confusion that has existed in the past regarding generic concepts in the Eupatorieae. The single species has been placed at various times in *Mikania*, *Kuhnia*, *Gyptis*, and *Symphyopappus*, and was only recently placed in *Eupatorium* by Steyermark (1953) on his reduction of the genus *Symphyopappus*. It is notable that previous authors have had such a disinclination to place a plant with the distinctive appearance of *Bahianthus* in the genus *Eupatorium*.

At the time *Bahianthus* was described (King & Robinson, 1972f), little was understood of the various related

members of the Gyptidinae in the area of Bahia. It was clear, however, that the species could not be accommodated under any generic name available at that time. *Symphyopappus*, which *Bahianthus* resembled in leaf surface and inflorescence form, was a genus with opposite leaves, strongly subimbricate involucre, and five flowers in a head, belonging to the subtribe Disynaphiinae. *Agrianthus*, which is similar in its spirally inserted leaves and prominulous leaf veins, is undoubtedly closely related, but has the leaves sessile and ascending at the base, the receptacles more conical, and the heads sessile in a terminal cluster. *Agrianthus* also has pubescent stems and often paleaceous receptacles.

The probable closest relative of *Bahianthus* is the genus *Morithamnus*, described as a genus only seven years ago (R. King et al., 1979). Both genera have viscid leaves and



PLATE 29. *Bahianthus viscosus* (Sprengel) R. King & H. Robinson.—A. Habit,  $\times \frac{1}{6}$ .—B. Head,  $\times 6$ .—C. Corolla showing anthers,  $\times 12$ .—D. Style,  $\times 12$ .—E. Achene,  $\times 12$ .

stems, cuneate leaf bases, resin ducts in the corollas, shoulders on the achene below the callus, and smooth outer surfaces on the pappus segments. *Morithamnus* differs from *Bahianthus* most obviously in the larger and more succulent stems and leaves, the strictly eximbricate involucre bracts with firm slender tips, the general greater size of the heads with ca. 25–100 flowers, the distinct

paired resin ducts along the veins in the leaves and in the throats of the corollas, the setulae on the ribs near the apex of the achene, and the more regular width of the segments of the pappus.

The following single species is recognized in the genus:

*Bahianthus viscosus* (Sprengel) R. King & H. Robinson, Brazil.

### 30. *Morithamnus*

*Morithamnus* R. King, H. Robinson & G. Barroso, Phytologia 44: 452. 1979. TYPE: *Morithamnus crassus* R. King, H. Robinson & G. Barroso.

Erect *shrubs* or small *trees*, with candelabra-form branching, with stems, leaves and involucre viscid. *Stems* thick and fleshy, terete, subtly broadly striated, without hairs, with glandular punctations. *Leaves* opposite or alternate, long-petiolate; blades obovate to oblanceolate, to 15 cm long, base narrowly cuneate, margins entire, apex obtuse or acute; secondary veins somewhat irregular, subpinnate, strongly ascending, veinlets not prominulous, secondary veins with distinct resin ducts above and below. *Inflorescence* abruptly terminal on branches, withering with age and becoming overtopped by subfloral innovation, branches strongly ascending and mostly extra-axillary; pedicels moderately to very long; heads hemispherical. *Involucre bracts* ca. 35, eximbricate, in 2 series, herbaceous, linear to narrowly lanceolate, with narrow tips, inner bracts persistent; receptacle flat to slightly convex, glabrous. *Florets* ca. 25–100 in a head; corollas pink or white, narrowly funnelform; tubes broad, gradually broadened into cylindrical throat; resin ducts of throat paired along veins; cells oblong with walls not or weakly sinuous in throat, gradually shorter in lobes; lobes ovate-oblong, smooth inside, outside with glands and sometimes minutely crested; anther collar short-cylindrical, cells mostly oblong with dense transverse annular thickenings on walls; anther appendage oblong-ovate; style base not enlarged, glabrous; style branches filiform, densely papillose. *Achene* prismatic, 5-ribbed, with or without shoulders above, base shortly constricted, mostly glabrous, densely setuliferous on upper part of ribs; carpodium short-cylindrical, cells subquadrate, rather large with firm scarcely thickened walls, in ca. 5 series; pappus with 20–25 capillary or irregularly shortened persistent segments, with outer surfaces flattened and essentially smooth, densely scabrid or sub-barbellate on margins, apical cells of segments sharply acute. *Pollen grains* 27–30  $\mu\text{m}$  in diameter. Plate 30.

The genus is thoroughly distinct in the tribe by its robust, often candelabra-form, fleshy, viscid nature. Microscopically, the paired resin ducts along the veins in the leaves and corollas are unique in the Eupatorieae. The closest relative seems to be *Bahianthus*, from the same area of south-central Bahia, which has smaller, coriaceous, obovate to oblanceolate, viscid leaves, with prominulous venation; a similar form of inflorescence and receptacle, and a more subimbricate involucre and blunter involucre bracts. *Bahianthus* also has resin ducts in the corolla, but single along each vein, and has pappus bristles flattened and smooth on the outer surface, but more irregular in width and toothing. The fact that the generic differences are consistent between the two quite different species of *Morithamnus*, tends to reinforce the generic separation.

The two species of *Morithamnus* show some differences that are of interest in assessing the relationships of the genus. The type species has shoulders below the upper callus of the achene, similar to the achenes of *Bahianthus*, but the Mattfeld species seems to have nearly straight

sides. The type species also has a short pappus, that was a partial factor in the initial establishment of the genus, but the Mattfeld species has bristles of more normal length. Such reductions of pappus length seem common in some members of the Gyptidinae, where they seem to be of very minor phyletic significance. Finally, the two species of *Morithamnus* differ in the insertion of their leaves. Phyllotaxy is unquestionably a character of erratic reliability in the Asteraceae, but the opposite-leaved condition of the Mattfeld species seems to intrude into a group of genera with spirally inserted leaves that has seemed, perhaps mistakenly, to be rather natural.

The genus honors Dr. Scott A. Mori, who was at the time of its description, Curator of the Herbarium at CEPAC in Itabuna in Bahia.

The following two species are recognized in the genus:

*Morithamnus crassus* R. King, H. Robinson & G. Barroso, Brazil.  
*Morithamnus ganophyllus* (Mattf.) R. King & H. Robinson, Brazil.



PLATE 30. *Morithamnus crassus* R. King, H. Robinson & G. Barroso.—A. Habit,  $\times \frac{1}{2}$ .—B. Head,  $\times 4$ , with separate enlarged involucre.—C. Corolla outer surface,  $\times 10$ , with enlargement of lobe.—D. Corolla inner surface with anthers,  $\times 10$ , with enlargement of lobe.—E. Anther,  $\times 15$ .—F. Style,  $\times 10$ .—G. Achene,  $\times 10$ .



PLATE 31. *Agrianthus pungens* Mattf.—A. Habit,  $\times \frac{1}{2}$ .—B. Leaves,  $\times 2\frac{1}{2}$ .—C. Head,  $\times 5$ .—D. Involucre,  $\times 7$ .—E. Palea,  $\times 7$ .—F. Corolla outer surface,  $\times 10$ .—G. Corolla inner surface with anthers,  $\times 10$ .—H. Anther,  $\times 15$ .—I. Style,  $\times 10$ .—J. Tip of style appendage in face view and section,  $\times 15$ .—K. Achene,  $\times 10$ .—L. Pappus bristle,  $\times 25$ .

31. *Agrianthus*

*Agrianthus* C. Martius ex DC., Prodr. 5: 125. 1836. TYPE: *Agrianthus campestris* C. Martius ex DC.

Erect many-branched *shrubs*, with glabrous appearance. *Stems* terete, striated. *Leaves* densely spirally inserted, ascending from broadly sessile bases and usually imbricated, with tips often recurving, glabrous; blades elliptical to oblong-lanceolate or subulate, with venation subparallel, with large internal resin ducts in one layer. *Inflorescence* terminal on normal leafy branches, abrupt, a dense cluster of sessile or subsessile heads. *Involucral bracts* ca. 18–40, eximbricate to weakly subimbricate, in ca. 3 series, subequal, lanceolate; receptacle convex to conical, often with scattered narrow paleae, without hairs. *Florets* 20–45 in a head; corollas usually purplish (white in *A. campestris*), narrowly funnelform, with single distinct resin ducts along veins in throat, cells of throat oblong with not or weakly sinuous lateral walls; lobes triangular, slightly longer than wide, mamilllose to slightly papillose on inner surface, with slightly to strongly papillose apical cap on outer surface, with glands externally; anther collars cylindrical, cells subquadrate to short-oblong, becoming longer above, with dense annular or intricate thickenings on walls; anther appendages longer than wide; style base not enlarged, glabrous, shaft glabrous; style branches narrowly clavate, strongly mamilllose. *Achenes* prismatic, 5-ribbed, stout, somewhat curved, slightly narrowed below, bearing setulae and occasional glands on surface; carpopodium annuliform, cells large, quadrate, rather thin-walled, in several series; pappus with 20–40 narrow sometimes subplumose segments in one series, as long as corolla in some species, less than one-third length of corolla in three species, flattened on outer surface, apical cells of segments mostly acute. *Pollen grains* ca. 27–30  $\mu\text{m}$  in diameter. Plate 31.

The genus *Agrianthus* is one of the most distinctive in habit of any in the Eupatorieae, being distinguished appropriately by B. Robinson in his key (1913a) on the basis of the sessile inflorescence and the squamiform imbricated leaves. The traditional acceptance of the genus, however, owes less to the distinctive aspect than to the short pappus found in a number of the species including the type. In *Agrianthus*, as in a number of other genera in the Gyp-tidinae, the length of the pappus is variable, some species having pappus bristles of normal length.

As a result of the distinctive aspect of the genus, the original concept, based on two species, was a natural one, and most subsequent additions have maintained the integrity of the group. The one striking exception was *Agrianthus corymbosus*, described by DeCandolle in his supplement to the Compositae in the *Prodromus* (1838). The latter species was recognized as at least sectionally distinct by DeCandolle on the basis of its pedicellate heads. On the basis of the different inflorescence form, the petiolate spreading leaves, and the pubescent shaft of the

style, the latter species has subsequently been segregated into the genus *Stylotrichium* by Mattfeld (1923).

*Agrianthus* was originally described as having a glabrous receptacle, but paleae have been described from a number of the more recently described species, and the character has been used to distinguish between species by Mattfeld (1923). Paleae have been found in some material of *A. empetrifolius*, however, and occurrence of the character seems somewhat unreliable.

The genus is restricted to northern Minas Gerais and south-central Bahia in Brazil. The treatment by Mattfeld (1923) remains the only complete review of the species.

The following six species are recognized in the genus:

- Agrianthus campestris* C. Martius ex DC., Brazil.
- Agrianthus empetrifolius* C. Martius ex DC., Brazil.
- Agrianthus leutelburgii* Mattf. in Pilger, Brazil.
- Agrianthus microlicioides* Mattf. in Pilger, Brazil.
- Agrianthus myrtoides* Mattf. in Pilger, Brazil.
- Agrianthus pungens* Mattf. in Pilger, Brazil.

32. *Arrojadocharis*

*Arrojadocharis* Mattf., Notizbl. Bot. Gart. Berlin-Dahlem 10: 1053. 1930. TYPE: *Arrojadoa praxeloides* Mattf. in Pilger.

*Arrojadoa* Mattf. in Pilger, Notizbl. Bot. Gart. Berlin-Dahlem 8: 434. 1923. TYPE: *Arrojadoa praxeloides* Mattf. in Pilger, non *Arrojadoa* Britton & Rose.

Annual or short-lived perennial *herbs*, with few branches, with intermixed biseriate glandular hairs and uniseriate non-glandular hairs on stems and leaves. *Stems* terete, striated. *Leaves* spirally inserted, sessile; blades linear, with parallel venation. *Inflorescence* of single heads or lax corymbs terminating leafy branches, heads short- to long-pedicellate. *Involucral bracts* ca. 20, eximbricate, in 2–3 series, subequal, narrowly lanceolate; receptacle highly conical, paleaceous in lower part. *Florets* ca. 50–60 in a head; corollas pink,





PLATE 32. *Arrojadocharis praxeloides* (Mattf.) Mattf.—A. Habit,  $\times \frac{1}{2}$ , with separate enlarged leaf.—B. Head,  $\times 5$ .—C. Corolla outer surface,  $\times 15$ .—D. Corolla inner surface with anther,  $\times 15$ .—E. Anther,  $\times 30$ .—F. Style,  $\times 15$ .—G. Achene,  $\times 15$ .

funneliform, with small glands on outer surface; cells of throat elongate with sinuous lateral walls; lobes triangular, slightly longer than wide, mamillate on inner surface, papillose on most of outer surface; anther collars cylindrical, cells mostly elongate, a few short-oblong cells below, densely ornamented with annular thickenings on walls; anther appendages mostly half to two-thirds as long as wide; style base not enlarged, glabrous, shaft of style glabrous; style branches clavate, mamillate. *Achenes* prismatic, 5-ribbed, stout, somewhat curved, slightly narrowed below, with setulae and occasional glands on sides; carpodium cylindrical or annuliform, cells large, quadrate, with rather thin walls, in many series; pappus variable, lacking or with ca. 25 short or long bristles, apical cells of bristles acute. *Pollen grains* ca. 23  $\mu\text{m}$  in diameter. Plate 32.

The genus *Arrojadocharis* is most distinct in the highly conical receptacle with paleae on the lower part. The genus is also distinct among the Gyptidinae by the spirally inserted linear leaves.

In his original description of the genus, Mattfeld (1930) placed *Arrojadoa* in the typical element of the tribe, the Ageratinae as designated at that time, and mentioned various similarities to *Eupatorium* section *Praxelis*. The short pappus was apparently regarded as a primary distinguishing character. The short anther appendages were mentioned only in the description. By the time of the tribal survey of H. Robinson and King (1977), it was the short appendage of the anther that was given prime consideration, and the genus *Arrojadocharis* was placed in the *Piqueria* group with other genera such as *Ageratum* or *Phania* having a reduced anther appendage or reduced pappus or both. The genus was geographically somewhat anomalous in that primarily Central American and Andean group, however, and was without evident close relatives. Proper placement in the subtribe Gyptidinae was firmly established by King and Robinson (1979e) along with the description of a second species having a normal capillary pappus and a somewhat longer anther appendage. Except for the paleae on the receptacle, the latter species would have fallen into the broad traditional concept of *Eupatorium*, and was obviously not a member of the Ageratinae as presently conceived.

In the Gyptidinae, *Arrojadocharis* can be placed in a series of genera characterized by densely spirally inserted leaves. The genus is somewhat unusual but not unique in the subtribe by the very short anther appendage of the type species. *Arrojadocharis* is only the most extreme ex-

ample of a number of genera in the Gyptidinae sometimes having a shortened pappus. The pappus variation includes some plants of Mattfeld type series which have no pappus whatsoever.

A point of interest involves the superficially similar-looking fine whitish spreading pubescence of the stems and leaves. The obvious hairs in the type species are biserial and gland-tipped, while the hairs of similar size in *A. santosii* are uniserial and non-glandular. Such structurally different hairs cannot be considered developmentally equivalent. Detailed examination shows that in each species minute examples of the contrasting type of hairs are intermixed. The actual difference proves to be in the relative prominence of the two differing hair types.

Both species of *Arrojadocharis* are known from single collections from the Bom Jesus and Pico das Almas areas in south-central Bahia, Brazil. The distinctions are discussed by King and Robinson (1979e).

The Asteraceous genus of Mattfeld and the Cactaceous genus of Britton and Rose were both named in honor of Dr. Miguel Arrojado Lisbõa, at one time superintendent of Estrada de Ferro Central de Brazil, who made extensive botanical explorations of the semiarid regions of Brazil in the early part of the twentieth century. The Cactaceous genus had priority by three years, and a variation of the name was provided as a replacement for the Asteraceous genus by Mattfeld (1930).

The following two species are recognized in the genus:

*Arrojadocharis praxeloides* (Mattf.) Mattf., Brazil.

*Arrojadocharis santosii* R. King & H. Robinson, Brazil.

### 33. *Lasiolaena*

*Lasiolaena* R. King & H. Robinson, *Phytologia* 24: 185. 1972. TYPE: *Eupatorium blanchetii* Schultz-Bip.

Erect shrubs, with few to many branches, with stems, leaves, and outer surfaces of involucre tomentose. Stems terete, striated. Leaves inserted in a dense spiral, short-petiolate; blades narrowly to broadly obovate, serrulate above, apex obtuse or shortly acute. Inflorescence densely corymbose on tips of leafy branches, heads short-pedicellate. Involucral bracts ca. 20, weakly subimbricate, in 2-3 series, mostly subequal, oblong-lanceolate; receptacle distinctly conical, pilose with a few hairs. Florets 18-45 in a head; corollas narrowly funneliform, with scattered small glands on outer surface; cells of throat oblong with weakly sinuous or non-sinuous lateral walls; lobes triangular, slightly to distinctly papillose on both surfaces, with or without hairs on outer surface; anther collars cylindrical, with few to many subquadrate cells below, with longer cells



PLATE 33. *Lasiolaena blanchetti* (Schultz-Bip. ex Baker) R. King & H. Robinson. — A. Habit,  $\times \frac{1}{4}$ . — B. Head,  $\times 6$ . — C. Corolla showing anthers,  $\times 20$ . — D. Style,  $\times 20$ . — E. Achene,  $\times 20$ .

above, with dense annular thickenings on walls; anther appendages two-thirds as long as wide to slightly longer than wide; style base not enlarged, glabrous; style shaft glabrous; style branches linear, slightly mamillate to short-papillose. *Achenes* prismatic, 5-ribbed, slightly narrowed below, bearing setulae and glands; carpodium annuliform with rather distinct upper rim, cells large and quadrate, in many series, with walls scarcely thickened; pappus with 20–40 persistent bristles in one congested series, bristles with scabrae fused into slight wing along lower margins, with outer surface flattened and nearly smooth, apical cells of bristles sometimes with rounded tips. *Pollen grains* ca. 20–25  $\mu\text{m}$  in diameter. Plate 33.

The most distinctive features of *Lasiolaena* are the spirally arranged leaves, the tomentum on the stems, leaves, and involucre after which the genus is named, and the winged bristles of the pappus. The broadened pappus bristles approach or even exceed the limits of what should be called capillary. The conical receptacle of the genus was originally thought to indicate relationship to *Barrosoa* and *Conocliniopsis* (King & Robinson, 1972*ff*), but the character occurs widely among various groups of genera in the Gyptidinae.

Closest relationship of *Lasiolaena* evidently lies with a series of genera having spirally inserted leaves and somewhat winged or broadened pappus segments, including *Agrianthus*, *Stylotrichium*, and *Bahianthus*. The latter genera have neither the tomentum nor the regularly elongate pappus segments of *Lasiolaena*. Also, each differs further by its own peculiarities, the sessile ascending imbricated leaves with parallel venation in *Agrianthus*, the densely glanduliferous white corollas, the more subumbellate inflorescence, the more eximbricate involucre, and the pubescent style shaft in *Stylotrichium*, and the glabrous viscid leaves, the subfasciate inflorescence, the corollas with distinct resin ducts, the glabrous achenes, and the flattened receptacle in *Bahianthus*. Of the genera mentioned, *Bahianthus* is considered the most remote, being itself more closely related to *Morithamnus*.

The anther appendages of most species of *Lasiolaena* are about as long as wide or slightly longer, but those of *L. morii* are only about two-thirds as long as wide in immature material seen. The appendages in mature material of the latter species seem unique in the tribe in being deciduous. Remnants of some mature appendages indicate a belated elongation and formation of a weak sclerified intercalary zone at the base.

The genus *Lasiolaena* contains five known species, all from central and south-central Bahia in Brazil. Four of the species have been described during the present series of studies. Only one species is known from collections other than its type series, and discovery of additional species seems likely. A key is provided by King and Robinson (1979*f*) to four of the species, with one species added subsequently (King & Robinson, 1980*f*).

The following five species are recognized in the genus:

- Lasiolaena blanchetii* (Schultz-Bip. ex Baker) R. King & H. Robinson, Brazil.
- Lasiolaena duartei* R. King & H. Robinson, Brazil.
- Lasiolaena morii* R. King & H. Robinson, Brazil.
- Lasiolaena pereirae* R. King & H. Robinson, Brazil.
- Lasiolaena santosii* R. King & H. Robinson, Brazil.

#### 34. *Stylotrichium*

*Stylotrichium* Mattf. in Pilger, Notizbl. Bot. Gart. Berlin-Dahlem 8: 436. 1923. TYPE: *Agrianthus corymbosus* DC.

Erect *shrubs*, with few to many branches, with stems, peduncles, and corollas bearing short *Hieraceum*-type hairs. *Stems* terete, striated. *Leaves* densely spirally inserted, narrowly sessile to short-petiolate; blades narrowly obovate to orbicular, undersurface with prominent reticulate venation. *Inflorescence* abruptly corymbose to subumbellate on tips of leafy branches; peduncles distinct, sometimes rather long. *Involucral bracts* ca. 25, eximbricate, in ca. 2 series, subequal, oblanceolate, bicostate on outer surface; receptacle distinctly conical, glabrous. *Florets* ca. 25–50 in a head; corollas white, short-funneliform, with stalked glands below lobes, with sessile glands on outer surfaces of lobes; cells of throat oblong, with scarcely to distinctly sinuous lateral walls; lobes triangular, about as long as wide, mamillate on inner surface, papillose on most of outer surface; anther collars cylindrical, with few to many subquadrate cells below, cells becoming longer above, densely ornamented with annular or intricate thickenings; thecae reddish in most species (pale in *S. corymbosum*); anther appendages about half as long as wide, truncate or emarginate at apex; style base not enlarged, glabrous; style shaft and bases of style branches on outer surface densely pubescent with hairs and glands; style appendages with clavate tips, densely papillose below tips. *Achenes* prismatic, 5-ribbed, stout, somewhat curved, slightly narrowed below, bearing setulae and occasional glands on sides; carpodium



PLATE 34. *Stylotrichium corymbosum* (DC.) Mattf.—A. Habit,  $\times \frac{3}{4}$ .—B. Head,  $\times 6$ .—C. Corolla showing anthers,  $\times 20$ .—D. Style,  $\times 20$ .—E. Achene,  $\times 20$ .

cylindrical or annuliform, cells large, quadrate, in many series, with walls not thickened; pappus short or lacking, when present with 20–25 short, laterally densely fringed, persistent bristles in one series, apical cells of bristles often blunt. *Pollen grains* ca. 23–25  $\mu\text{m}$  in diameter. Plate 34.

Mattfeld (1923) named the genus *Stylotrichium* after its most distinctive feature, the dense pubescence on the shaft and lower part of the branches of the style. The character appears in all four of the known species, varying only by the lack of intermixed glands in *S. edmundoi*. Pubescence occurs on the style shaft in only one other genus of the Eupatorieae, the distantly related *Sartorina* of the subtribe Fleischmanninae. Closely related genera all have glabrous style shafts.

The species of *Stylotrichium* also all share a rather distinctive form of pubescence on the stems, peduncles, and corollas, unlike that in related genera. The majority of the hairs are a small form of what might be generally termed the *Hieraceum*-type, being biseriate with a triangular shape, and tapering to a tip which often bears a minute gland. The outer walls of the hair are somewhat thickened while the walls between the two rows of cells are thin and form a variably zigzag line.

Unlike many of the related genera, *Stylotrichium* has been spared inclusion in the broad concept of *Eupatorium* because of the consistently reduced form of the pappus. The type species was initially placed in *Agrianthus*, a genus to which it was related, but from which it differs strikingly in its foliation and style structure. The species was transferred at one point to *Ageratum* (J. Baker, 1876), a genus from which it differs most notably by the Gyptidine form of pappus with 20 or more segments. Originally, Mattfeld (1923) placed *Stylotrichium* in the then broadly defined typical subtribe of the Eupatorieae, but a close comparison was made with *Agrianthus*. The probable closest relative of *Stylotrichium* is *Lasiolaena*, which was known until recently from only one species placed in *Eupatorium*. *Styl-*

*otrichium* differs from the latter by its unique pubescence features as well as some other characters mentioned under *Lasiolaena*.

In spite of one suggestion to the contrary, the corollas of *Stylotrichium* are apparently all white. The pink-flowered specimen cited as *S. corymbosum* by Barroso (1957) has proven to be a *Lasiolaena*.

*Stylotrichium sucrei* demonstrates that the genus is capable of significant diversity. The hairs of its stems, leaves, and peduncles have glandular tips while the hairs of the other species do not. The upper surfaces of its leaves are densely pubescent while the leaves of the other species have only a few hairs on the main veins. The corollas are longer and more funnelliform, while in the other species the corollas are scarcely narrower below. The achene, which is the most distinctive part, has no pappus, has a short and very broad annuliform carpopodium, and a unique type of peg-like setulae with rounded tips, all different from the other species. Nevertheless, in all essential features of the genus, the species is a *Stylotrichium*.

The genus is endemic to central and south-central Bahia in Brazil. A treatment of the genus with a key to three of the species has been provided by Barroso (1957). Distinctions of the four known species, with some corrections of concepts, are given by King and Robinson (1980a).

The following four species are recognized in the genus:

- Stylotrichium corymbosum* (DC.) Mattf. in Pilger, Brazil.
- Stylotrichium edmundoi* G. Barroso, Brazil.
- Stylotrichium rotundifolium* Mattf. in Pilger, Brazil.
- Stylotrichium sucrei* R. King & H. Robinson, Brazil.

### 35. *Bishopiella*

*Bishopiella* R. King & H. Robinson, *Phytologia* 48: 418. 1981. TYPE: *Bishopiella elegans* R. King & H. Robinson.

Acaulescent, scapose, annual or short-lived perennial *herbs*, without evident branching. *Leaves* forming a rosette, short-petiolate or sessile; blades fleshy, oblanceolate with narrowly cuneate base, margins entire, apex narrowly obtuse; secondary veins strongly ascending in trinervate form, obscure. *Inflorescence* with long scape, terminating in a small few-branched cyme; pedicels short; heads broadly campanulate. *Involucral bracts* ca. 20, eximbricate, in ca. 2 series, equal or subequal, linear-lanceolate; receptacle highly conical, glabrous, with large maculae and narrow recessed interstices. *Florets* ca. 40–50 in a head; corollas white, shortly funnelliform from a broad, tapering, scarcely narrowed base, outer surface with a few short-stalked glands; cells of throat oblong with scarcely sinuous lateral walls; lobes ovate-triangular to triangular, as long as wide, strongly mamillate on inner surface, outer surface papillose near margins and apex; anther collar short-cylindrical, cells subquadrate to short-oblong, with strong transverse annular thickenings on walls; anther appendage about half as long as wide, broadly rounded to truncate at tip; style base not enlarged, glabrous; style branches broadly linear to strap-shaped, slightly broader distally, mamillate, essentially smooth at tip. *Achenes* short-prismatic, 5-ribbed, slightly narrowing below, with many long setulae on sides; carpopodium narrowly annuliform on broad achene base, somewhat indistinct, cells subquadrate, in 2–3 tiers, with walls usually thin; pappus of ca. 35 persistent bristles in one series, with dense fringes or wings of confluent scabrae on lateral margins, with flat and smooth outer surfaces, apical cells of bristles sharply acute. *Pollen grains* ca. 25–28  $\mu\text{m}$  in diameter. Plate 35.



PLATE 35. *Bishopiella elegans* R. King & H. Robinson.—A. Habit,  $\times \frac{1}{2}$ .—B. Cluster of heads,  $\times 1\frac{1}{2}$ , with separate enlarged representative involucre bract.—C. Corolla outer surface,  $\times 12$ .—D. Corolla inner surface with anthers,  $\times 12$ .—E. Anthers showing appendage variation,  $\times 22$ .—F. Style,  $\times 12$ .—G. Achene,  $\times 12$ , with group of representative pappus bristles.

The genus *Bishopiella* is totally distinct within the Gyptidinae by the rosulate scapose habit. The habit is most closely approached elsewhere in the tribe in the remotely related West Indian genera *Ciceronia* and *Antillia* of the Critoniinae. Other Eupatorieae with rosulate leaves are restricted to the subtribe Liatrinae of the southeastern

United States. It is notable that of the members of the tribe having such habits, only *Antillia* was ever included within the broad concept of *Eupatorium*.

The characters of *Bishopiella* thoroughly distinguish the genus from any possible relatives, but detection of possible relatives within the Gyptidinae is made difficult. The con-

ical receptacle with large maculae resembles those of *Barrosoa*, *Dasycondylus*, and *Conocliniopsis*, but *Bishopiella* differs from the first two of these by the small carpodium and the dense setulae on the achene, and from the second by the simple base of the style. Neither does *Bishopiella* seem particularly reminiscent of the more shrubby *Conocliniopsis*. It is assumed in this treatment that the rosulate habit would be more easily derived from plants with spirally inserted leaves such as those of the *Agrianthus* relationship. Such plants are common in the area of south-central Bahia in Brazil where *Bishopiella* is found, and many show similarly fringed lateral margins on the pappus bristles. Such genera are mostly shrubs, however, and all have distinctive features of their own. The rela-

tionships of *Bishopiella* within the Gyptidinae cannot be considered resolved, and the distinct impression remains of an isolated genus having the general characteristics of the subtribe, but having none of the peculiarities of any of the smaller generic complexes.

The genus is known from only the type-collection series of the single species. The habitat was a boggy marsh on the slope of the Pico das Almas.

The genus is one of two in the Eupatorieae named after the co-collector of the type specimens, Dr. Luther Earl Bishop.

The following single species is recognized in the genus:

*Bishopiella elegans* R. King & H. Robinson, Brazil.

### 36. *Campuloclinium*

*Campuloclinium* DC., Prodr. 5: 136. 1836. TYPE: *Eupatorium macrocephalum* Less.

*Eupatorium* section *Campuloclinium* (DC.) Benth. ex Baker in C. Martius, Fl. Bras. 6(2): 354. 1876.

Erect coarse herbs or subshrubs, with few to many branches. Stems terete, striated, usually hirsute. Leaves opposite or alternate, sessile or on narrowly winged petioles; blades ovate to narrowly oblong. Inflorescence corymbose, with few to many heads, with ultimate branches often long; heads moderate-sized or often large. Involucral bracts ca. 15–30, eximbricate to weakly subimbricate, in 2–3 series, subequal, often rather broad (fleshy at base in *C. irwinii*); receptacle highly rounded to conical, with small scars raised on protuberances, glabrous. Florets 30–100 in a head; corollas pink, lavender, or purple, narrowly funnellform, basal tube somewhat constricted above nectary; cells of throat elongate with sinuous lateral walls; lobes broadly triangular, usually slightly wider than long, with isodiametric usually mamilllose or papillose cells on inner surface, slightly to strongly papillose with projecting cells on most of outer surface, with glands and often hairs outside; anther collar shortly cylindrical, cells subquadrate below, becoming longer above, with dense horizontal, oblique, or vertical thickenings on walls; anther appendage oblong, about as long as wide to ca. 1.5 times wider than long; style base not to distinctly enlarged, with few to many hairs (glabrous in *C. irwinii*); style branches broadly linear, flat, slightly mamilllose to papillose. Achenes elongate, 4–7 mm long, prismatic, with narrowly stipitate base, with 5 prominent, pale, strongly setuliferous ribs, with few to many glands; carpodium greatly enlarged, annuliform to very short-cylindrical, completely enclosing protuberances of receptacle when attached, with large cells subquadrate or wider, in ca. 6–8 series, walls slightly thickened; pappus of ca. 25–40 persistent scabrelous bristles in one series, usually elongate (short in *C. alternifolium* and *C. campuloclinioides*), apical cells of bristles subacute to acute. Pollen grains ca. 21–25  $\mu\text{m}$  in diameter. Plate 36.

The genus *Campuloclinium* is named after the hemispherical to conical receptacle that was emphasized in the original description. Also apparently important in the original delimitation (DeCandolle, 1936) were the lack of hairs on the receptacle and the rather broad subequal bracts of the involucre. The value of the concept of DeCandolle can be judged by the fact that only one of the originally included species remains in the genus, others proving to be members of *Praxelis*, *Barrosoa*, and *Dasycondylus*.

Most authors since DeCandolle have treated *Campuloclinium* as a section of *Eupatorium*, and the definition of the group has been altered to emphasize heads of moderate to large size. The redelimited section of J. Baker

(1876) was a nearly natural group, flawed primarily by the exclusion of species with a short pappus. The two species excluded by Baker and placed in *Ageratum*, included one that had been described originally as *Campuloclinium alternifolium* by Gardner (1847) and one that Baker himself named *campuloclinioides*.

The redefinition of *Campuloclinium* with consideration of head size generally improved the naturalness of the concept, but some species with smaller heads such as *C. parvulum* could be excluded, and some totally unrelated species such as *Ageratina zinnifolia* of Colombia and *Heterocondylus leptolepis* of Brazil could be included. At the time of the restoration of generic status of *Campuloclinium* (King & Robinson, 1972z), the distinctions empha-





PLATE 36. *Campuloclinium megacephalum* (C. Martius) R. King & H. Robinson.—A. Habit,  $\times \frac{1}{2}$ .—B. Head,  $\times 3$ .—C. Corolla outer surface,  $\times 10$ .—D. Corolla inner surface with anthers,  $\times 10$ .—E. Anther,  $\times 17$ .—F. Style,  $\times 10$ .—G. Achene,  $\times 10$ , with separate enlarged basal pappus segment.

sized were again the receptacle, and in addition, the functionally interacting carpodium of the achene. The small scars on the receptacle are unique in the tribe, and contrast particularly with the conical receptacles of many Gyptidinae such as *Barrosoa* and *Conocliniopsis* which have large maculae. In most genera of the tribe, the carpodium tends to fit into a recess in the surface of the receptacle, but in *Campuloclinium* it is the small protuberance of the receptacle that tends to fit into the recess in the large carpodium. It is notable that species showing the distinctive receptacle structure, also share a number of other distinctive features such as the elongate achenes with stipitate bases and prominent, pale, setuliferous ribs, usually pubescent style bases, and broad rather strap-shaped style branches.

During the early phases of the present series of studies, the pubescent and often enlarged style bases combined with the tendency for sessile or basally winged leaves, led to the belief that *Campuloclinium* was related to the *Ayapanina* group (King & Robinson, 1970r). The *Ayapaninae* have predominantly smooth corolla lobes, however, and involucre with graduated bracts in more series. Furthermore, enlarged and pubescent style bases are now known for a number of other genera that are unmistakably members of the Gyptidinae. Some species of *Heterocondylus* in the *Ayapaninae* are superficially similar to some members of *Campuloclinium* in habit, and might be mistaken for members of the genus by casual observers, but examination of details indicates that there is no close relationship.

Within the Gyptidinae, the habit and stipitate achene bases of *Campuloclinium* resemble those of some species of *Trichogonia*, and synonyms of two species of *Campuloclinium* have been named in *Trichogonia*. The two genera are readily distinguished by the form of the receptacles and carpodia and by the pubescence of the corollas. Because of the unique details of the receptacle in *Campuloclinium*, the genus is not regarded as particularly close to *Trichogonia* in this treatment.

Species of *Campuloclinium* show considerable variation in habit, especially regarding a few large heads as opposed to many smaller heads. Such variations, however, are accompanied by a nearly total uniformity of essential details. The most basically distinctive species of

the genus, *C. irwinii*, is unexceptional in appearance, being nearly identical in habit to *C. burchellii*. The species has an extremely high conical almost cylindrical receptacle that has caused specimens to be compared with the distantly related *Eupatoriopsis hoffmanniana* of the subtribe Praxelinae. The species also has a glabrous style base, rather short pappus bristles, and fleshy bases on the involucre bracts. In spite of the lack of superficial differences, the species seems isolated in the genus, and is a likely candidate for subgeneric distinction.

*Campuloclinium* is mostly restricted to Brazil with a few extensions into Paraguay and northern Argentina. One species, *C. macrocephalum* has a wider distribution from Brazil and northern Argentina to Colombia, Central America, and Mexico. No keys exist to the species of *Campuloclinium* as a group, but some of the distinctions are given in older treatments dealing with *Eupatorium* sensu lato in Brazil (J. Baker, 1876; Barroso, 1950; Cabrera & Vittet, 1963). Distinctions of a few additional species are given by King and Robinson (1972*tt*, 1980*f*).

The following 14 species are recognized in the genus:

- Campuloclinium alternifolium* Gardner, Brazil.
- Campuloclinium burchellii* (Baker) R. King & H. Robinson, Argentina, Brazil.
- Campuloclinium campuloclinioides* (Baker) R. King & H. Robinson, Brazil.
- Campuloclinium chlorolepis* (Baker) R. King & H. Robinson, Brazil.
- Campuloclinium eiteniorum* R. King & H. Robinson, Brazil.
- Campuloclinium hickenii* (Cabrera & Vittet) R. King & H. Robinson, Argentina.
- Campuloclinium hirsutum* Gardner, Brazil.
- Campuloclinium irwinii* R. King & H. Robinson, Brazil.
- Campuloclinium macrocephalum* (Less.) DC., Mexico, Guatemala, Honduras, Colombia, Bolivia, Brazil, Paraguay, Argentina.
- Campuloclinium megacephalum* (C. Martius ex Baker) R. King & H. Robinson, Brazil.
- Campuloclinium parvulum* (Glaz. ex B. Robinson) R. King & H. Robinson, Brazil.
- Campuloclinium purpurascens* (Schultz-Bip. ex Baker) R. King & H. Robinson, Brazil.
- Campuloclinium riedelii* (Baker) R. King & H. Robinson, Brazil.
- Campuloclinium tubaraoense* (Hieron.) R. King & H. Robinson, Brazil.

### 37. Macropodina

*Macropodina* R. King & H. Robinson, Phytologia 24: 173. 1972. TYPE: *Eupatorium blumenavii* Hieron.

Erect *subshrubs* or *shrubs*, with moderate lax branching. *Stems* terete, faintly striated, puberulous to glanduliferous. *Leaves* usually opposite, becoming alternate above, distinctly petiolate; blades ovate, serrulate, trinervate from near base. *Inflorescence* a lax cyme; heads long-pedicellate. *Involucre bracts* 18–40, weakly subimbricate, in 3–4 series, narrowly elliptical to linear, with outer bracts distinctly shorter; receptacle flat to slightly convex, glabrous, with small scars. *Florets* 20–45 in a head, usually 25–30; corollas pale blue, narrowly funnelform, basal tubes elongate; cells of limb elongate with sinuous lateral walls; lobes oblong-triangular, ca. 3 times as long as wide, smooth on both surfaces, outer surface with small glands; anther



PLATE 37. *Macropodina blumenavii* (Hieron.) R. King & H. Robinson.—A. Habit,  $\times \frac{1}{2}$ .—B. Head,  $\times 5$ .—C. Corolla showing anthers,  $\times 9$ .—D. Style,  $\times 9$ .—E. Achene,  $\times 9$ .

collar cylindrical, cells subquadrate below, oblong above, with dense annular or intricate thickenings transversely, obliquely, or vertically on walls; anther appendage subquadrate, slightly longer than wide; style base not or only very slightly enlarged, sparsely to densely hirsute; style branches linear, smooth to slightly mamillate. *Achenes* prismatic, 5–6 mm long, with long basal stipe, 5-ribbed, sometimes minutely spiculiferous on ribs; carpopodium annuliform to very short-cylindrical, somewhat broader than stipe of achene, cells subquadrate in ca. 6–8 series, with walls slightly thickened; pappus of ca. 25–30 scabrelous persistent bristles in one series, apical cells of bristles subacute to acute. *Pollen grains* ca. 18–20  $\mu\text{m}$  in diameter. Plate 37.

*Macropodina* is named for the narrow elongate bases of the achenes, a type of stipitate base found in various genera of the *Trichogonia* relationship and in *Campuloclinium* in the Gyptidinae. The length of the stipe, the slightly but distinctly broadened carpopodium with the rather large cells, the complex thickenings on the cells of the anther collar, and the pubescence on the base of the style all suggest that *Macropodina* is best placed near *Campuloclinium*. Actual relationship remains in question since *Macropodina* differs significantly from *Campuloclinium* in its flat receptacle, elongate smooth corolla lobes, narrow style branches, narrow concolorous achene ribs, and narrowly petiolate leaves. The long smooth corolla lobes of *Macropodina* are unique in the Gyptidinae, being more reminiscent of some Critoniinae, but the strong thickenings in the cells of the anther collar and the pu-

bescence on the base of the style preclude any close relationship to members of the latter subtribe.

For more than 100 years, the most common species of the genus, *Macropodina bradei*, was known under the name *Eupatorium adenanthum*. The latter name is now known to apply to a species of *Trichogoniopsis* which has a habit somewhat similar to *Macropodina*.

*Macropodina* is restricted to the area of southern Brazil westward into Paraguay. Distinctions of the three species are discussed by King and Robinson (1972aa).

The following three species are recognized in the genus:

*Macropodina blumenavii* (Hieron.) R. King & H. Robinson, Brazil, Paraguay.

*Macropodina bradei* R. King & H. Robinson, Brazil.

*Macropodina reitzii* R. King & H. Robinson, Brazil.

### 38. *Conoclinium*

*Conoclinium* DC., Prodr. 5: 135. 1836. TYPE: *Eupatorium coelestinum* L.

*Eupatorium* section *Conoclinium* (DC.) Benth. ex Baker in C. Martius, Fl. Bras. 6(2): 360. 1876.

Erect, rhizomatous, perennial *herbs*, not or sparingly branched above base. *Stems* terete, striated. *Leaves* opposite, petiolate; blades ovate to deltoid-ovate in outline, margin crenate to bipinnatifid, trinervate to tripartite from near base. *Inflorescence* laxly cymose below, with densely cymose branches; heads usually short-pedicellate. *Involucral bracts* ca. 25, eximbricate, in 2–3 series, mostly subequal, lanceolate; receptacle highly conical, glabrous, with depressed maculae of intermediate size. *Florets* 50–70 in a head; corollas blue or white, narrowly funnellform, with glands on outer surface; basal tube not constricted above nectary; cells of throat elongate with sinuous lateral walls; lobes triangular, slightly longer than wide, inner surface with short bulging cells, mamillate to short-papillose, outer surface papillose in distal half; anther collars cylindrical, often narrow, cells short-oblong below, longer above, with dense transverse annular thickenings on walls; anther appendage ovate to subquadrate, about as long as wide; style base not enlarged, glabrous; style branches narrowly linear to filiform, slightly broadened distally, densely papillose. *Achenes* prismatic, with a short narrowed base, 5-ribbed, glabrous or with a few scattered glands (with setulae above in *C. greggii*); carpopodium usually obsolete, with very few sclerified cells (distinct and asymmetrical in *C. greggii*); pappus of ca. 30 scabrid persistent bristles in one series, often with slightly to distinctly enlarged tips, apical cells of bristles obtuse to rounded. *Pollen grains* ca. 18–23  $\mu\text{m}$  in diameter. Plate 38.

*Conoclinium* was established by DeCandolle for a series of Eupatorian species having glabrous conical receptacles and narrow eximbricate involucral bracts, the conical receptacle being the basis of the name. Of the five original species, the two from the United States and Mexico remain in the genus as delimited in the present treatment. The others of the original species and a number of other South American species, that have been placed in the genus or section *Conoclinium*, have much larger carpo-

podia with large cells, and prove to belong to other genera such as *Barrosoa*, *Conocliniopsis*, or *Lourteigia*. Among the excluded elements, only *Conocliniopsis* tends to have receptacles as high as *Conoclinium*, and the *Lourteigia* has a receptacle that is at most convex.

Only one species has been added to the concept of *Conoclinium* since the time of DeCandolle. The added species, *C. greggii*, differs in a number of features such as the dissected leaves, the setulae on the achenes, and the small



PLATE 38. *Conoclinium coelestinum* (L.) DC.—A, B. Habit,  $\times \frac{1}{2}$ .—C. Head,  $\times 7$ .—D. Corolla showing anthers,  $\times 16$ .—E. Style with nectary,  $\times 16$ .—F. Achene,  $\times 16$ .

but distinct carpodium, but is clearly congeneric with the other species of DeCandolle from North America and Mexico. A subgeneric status might be justified.

The genus *Conoclinium* is notable for the blue flowers from which the name *coelestinum* is derived. It is a combination of the flower-color and habit that has caused the type species to often be called *Ageratum* or false-*Ageratum*. The similarity between *Conoclinium* and *Ageratum* extends to the conical receptacles, but *Ageratum* is characterized by a reduced non-capillary pappus. The com-

mon cultivated species of *Ageratum* can also be distinguished by the marked pilosity of the stems and the prominent scarious lateral margins on the involucrel bracts.

The following three species are recognized in the genus:

*Conoclinium betonicifolium* (Miller) R. King & H. Robinson, Mexico, Texas.

*Conoclinium coelestinum* (L.) DC., E United States.

*Conoclinium greggii* (A. Gray) Small, SW United States, Mexico.

### 39. *Tamaulipa*

*Tamaulipa* R. King & H. Robinson, *Phytologia* 22: 154. 1971. TYPE: *Eupatorium azureum* DC.

Erect woody *shrubs*, moderately branched. *Stems* terete, slightly striated, becoming smooth and glabrous below. *Leaves* opposite, distinctly and narrowly petiolate; blades deltoid, trinervate from base, margin subserrate to dentate. *Inflorescence* terminal on branches, corymbose; peduncles usually short, slightly broadened and fistulose distally. *Involucrel bracts* 30–35, eximbricate to slightly subimbricate, in 2–3 series, outer series unequal, inner series subequal; receptacle convex to low-conical, glabrous, with depressed maculae of intermediate size. *Florets* 40–70 in a head; corollas pale blue, narrowly funnelform, mostly glabrous on outer surface; cells of limb elongate with sinuous lateral walls; lobes triangular, about as long as wide, smooth on both surfaces, with glands on outer surface; anther collar narrowly cylindrical, cells subquadrate below, longer above, with weak but distinct mostly annular thickenings on walls; anther appendage oblong to ovate, slightly longer than wide; style base not enlarged, glabrous; style branches broadly linear, rather strap-shaped, smooth to slightly mamillate. *Achenes* prismatic, not narrowed below, 5–6-ribbed, setuliferous on sides; carpodium sometimes indistinct, very narrow, without distinct upper margin, somewhat confluent with broadened bases of ribs, cells small and subquadrate, in 3–4 series, with slightly thickened walls; pappus of ca. 35 scabrid, persistent, capillary bristles in one series, apical cells of bristles acute to subacute. *Pollen grains* ca. 18–22  $\mu$ m in diameter. Plate 39.

*Tamaulipa* has an eximbricate to scarcely subimbricate involucre, a sometimes slightly conical receptacle, and bluish flowers that indicate a placement of the genus in the subtribe Gyptidinae. The placement is in spite of some discrepancies such as the smooth corolla lobes and style branches, the perhaps weakest thickenings in the cells of the anther collar in any member of the subtribe, and a geographical distribution remote from most of the genera of the Gyptidinae. The placement is reinforced by the presence in the geographical area of one other genus undoubtedly belonging to the Gyptidinae, and by the comparative lack of detailed evidence of relationship between *Tamaulipa* and members of any other subtribes from its area.

The geographical distribution of *Tamaulipa* would tend to indicate closest relationship within the subtribe to the

only other genus of the Gyptidinae found in North America, *Conoclinium*. The exact relationship to *Conoclinium* is not certain, however, because that genus differs by its more herbaceous habit, its more strictly eximbricate involucre with narrower bracts, its papillose corolla lobes and style branches, its narrower style branches, the more rounded apical cells of its pappus bristles, and its totally different narrowed achene base with a less developed carpodium. In no case is the conical receptacle of *Tamaulipa* as prominent as that of *Conoclinium*.

*Tamaulipa* is restricted to the Tamaulipan Desert region from which the generic name is derived.

The following single species is recognized in the genus:

*Tamaulipa azurea* (DC.) R. King & H. Robinson, Mexico, Texas.

### 40. *Lourteigia*

*Lourteigia* R. King & H. Robinson, *Phytologia* 21: 28. 1971. TYPE: *Eupatorium stoechadifolium* L. f.

Small to medium-sized *subshrubs* or *shrubs*, sometimes procumbent, with few to many branches. *Stems* terete, striated, puberulous or densely tomentose with white hairs. *Leaves* opposite, petiolate, sometimes indistinctly short-petiolate; blades ovate to narrowly elliptical, margins crenulate to serrate, undersurface



PLATE 39. *Tamaulipa azurea* (DC.) R. King & H. Robinson.—A. Habit,  $\times \frac{1}{3}$ .—B. Head,  $\times 4$ .—C. Receptacle,  $\times 12$ .—D. Corolla showing anthers,  $\times 12$ .—E. Style,  $\times 12$ .—F. Achene,  $\times 12$ .



PLATE 40. *Lourtiegia stoechadifolia* (L. f.) R. King & H. Robinson.—A. Habit,  $\times \frac{2}{3}$ .—B. Head,  $\times 7$ .—C. Corolla showing anthers,  $\times 17$ .—D. Style,  $\times 17$ .—E. Achene,  $\times 17$ .

often white-tomentose. *Inflorescence* terminal, densely corymbose; pedicels short. *Involucral bracts* ca. 20–25, weakly to moderately subimbricate, in 3–4 series, unequal; receptacle convex, rarely slightly conical, glabrous or with minute hairs. *Florets* usually 20 in a head (to 40 in *L. ballotaefolia*); corollas lilac, blue, purple, or greenish white, funnellform, basal tube narrowed above nectary; cells of throat and bases of lobes



elongate with sinuous lateral walls; lobes triangular, slightly longer than wide, smooth on most of both surfaces, papillose near margins, outer surface densely puberulous and with few to many glandular-punctations, hairs sometimes moniliform; anther collar narrowly cylindrical, lower cells subquadrate to short oblong, longer above, with dense annular or intricate thickenings on walls; anther appendage ovate to oblong, slightly longer than wide; style base not enlarged, glabrous; style branches longly subclavate, slightly broadening to near tip, flat, densely papillose. *Achenes* prismatic, 5-ribbed, strongly constricted above at base of upper callus to one-third or less width of achene, narrowed below, scarcely setuliferous to subglabrous on sides; carpodium prominent, with distinct upper rim, stopper-shaped, usually asymmetrical, cells mostly subquadrate, small below, becoming somewhat larger above, in ca. 7–10 series, with walls moderately thickened; pappus mounted on an easily detached callus, of ca. 30 slender scabrid bristles in one series, persistent on callus, apical cells of bristles acute. *Pollen grains* ca. 18–20  $\mu\text{m}$  in diameter. Plate 40.

*Lourteigia* occurs in the northern Andes in an area remote from most Gyptidinae, and in close proximity to a number of genera of the Critoniinae. There is a particularly strong superficial resemblance and a similar form of carpodium to *Cronquistianthus* of the Critoniinae. The involucre of some species of *Lourteigia* is more regularly subimbricate than in any other Gyptidinae, and the cells of the inside surface of the corolla lobes are mostly elongate though somewhat bulging. Nevertheless, *Lourteigia* has an involucre that is rather weakly subimbricate with persistent bracts, unlike most Critoniinae, and it has densely papillose style branches and strongly ornamented cell walls in the anther collar that indicate a position in the Gyptidinae. The placement of *Lourteigia* species in the genus or section *Conoclinium* by DeCandolle (1836) and B. Robinson (1918*b*) might be considered supporting evidence for a position in the Gyptidinae, but the latter authors seemed to have relied on comparatively superficial features for their placement, since the receptacle in *Lourteigia* is not or is scarcely conical.

The resemblance between some species of *Lourteigia* and *Fleischmannia* has been noted (King & Robinson, 1971*c*), but *Lourteigia* differs in the two features that are most significant in the subtribe Fleischmanniinae. The corolla lobes are not papillose by the projecting upper ends of the elongate cells as in *Fleischmannia*, and the lower cells of the anther collars are obviously short with some vertical and oblique patterns of thickenings. In *Fleischmannia* the anther collars are narrower without evident shorter cells, and all annular thickenings are transverse.

*Lourteigia* is unique in the Gyptidinae and in the entire tribe Eupatorieae by the extreme constriction of the achene under the pappus. The achene is narrowed to a third or less of its median width, and the upper callus with the pappus is easily broken off. The separated callus has a flat or even concave undersurface with the small central scar from the narrow point of attachment. The narrowed base of the callus is not as obvious as constrictions under the pappus in some Mutisieae and Lactuceae because there is no elongation. The character differs basically from that seen in the often deciduous upper callus of *Symphyopappus* where there is no constriction but only a break-down of connecting tissue.

An unusual feature of the genus *Lourteigia* is the relative consistency of the number of flowers in the head. All of the species originally placed in the genus had been shown to have heads with 20 flowers. Consistency of flower-number is known for many other Eupatorieae, but always at comparatively lower numbers of flowers. The two more robust species that have been recognized as members of *Lourteigia* subsequent to its description, *L. ballotaefolia* and *L. fimbriata*, have a larger number of flowers, up to 40.

The dense pubescence on the corolla lobes in *Lourteigia* is characteristic of the genus, and approaches in its density the condition seen in another Gyptidine genus, *Trichogonia*. The latter genus does occur in Colombia, but is primarily Brazilian, and differs in sufficient characters such as the plumose pappus to be rejected as a possible close relative of *Lourteigia*. The lobe pubescence in *Lourteigia* shows interesting differences in detailed structure between species. The hairs are very short in *L. stoechadifolia*, strongly moniliform in *L. ornatiloba*, and slender with long apical cells in *L. ballotaefolia*.

The name of one species of *Lourteigia*, that of *L. ballotaefolia*, has been widely misapplied to the species that is now known as *Conocliniopsis prasiifolia*, ranging from Colombia to Venezuela and occurring widely in Brazil. True *L. ballotaefolia* seems to be endemic to a few areas in Colombia near Bogota.

*Lourteigia* is rather ecologically distinct in addition to its structural distinctions. *Lourteigia* and *Ageratina* are the two genera of the Eupatorieae that occur widely in the paramos of the northern Andes. The genus *Lourteigia* is more restricted to higher elevations, being unknown or nearly unknown from elevations below 2,500 m. The altitudinal restriction is in sharp contrast to the low elevation restriction seen in another Gyptidine genus found in Colombia and Venezuela, *Barrosoa*.

The genus is named in honor of Dr. Alicia Lourteig of the Laboratoire de Phanerogamie, Museum National d'Histoire Naturelle in Paris.

There is no key to the species of *Lourteigia* as a group. The smaller species of the genus can be distinguished using the key to *Eupatorium* section *Conoclinium* in Colombia by B. Robinson (1918*b*).

The following nine species are recognized in the genus:

- Lourteigia ballotaefolia* (H.B.K.) R. King & H. Robinson, Colombia.  
*Lourteigia dichroa* (B. Robinson) R. King & H. Robinson, Colombia.  
*Lourteigia fimbriata* V. Badillo, Venezuela.  
*Lourteigia humilis* (Benth.) R. King & H. Robinson, Colombia.

- Lourteigia lanulata* (B. Robinson) R. King & H. Robinson, Colombia.  
*Lourteigia microphylla* (L. f.) R. King & H. Robinson, Colombia.  
*Lourteigia ornatiloba* (B. Robinson) R. King & H. Robinson, Colombia.  
*Lourteigia scandens* Badillo, Venezuela.  
*Lourteigia stoechadifolia* (L. f.) R. King & H. Robinson, Colombia, Venezuela.

#### SUBTRIBE V. AGERATINAE

Ageratinae Less., Syn. Gen. Compos. 154. 1832. TYPE: *Ageratum* L.

Piqueriinae Benth. & Hook., Gen. Pl. 2: 172. 1873. TYPE: *Piqueria* Cav.

Erect to procumbent annual or perennial *herbs* or *shrubs*, unbranched to many-branched; *leaves* opposite, sometimes alternate above, rarely alternate throughout. *Inflorescence* terminal on leafy or elongated branches, sometimes diffuse. Heads clustered, sessile to long-pedicellate; *involucral bracts* eximbricate to weakly subimbricate (subimbricate in *Radlkoferotoma*), persistent; receptacle scarcely convex to distinctly conical, with or without paleae. *Flowers* 3–125 in a head, lower numbers often equaling number of involucral bracts; corollas blue to purple or white; lobes usually with papillose or isodiametric cells on inner surface, without stomata on outer surface; cells of anther collar with dense annular thickenings on walls; anther appendage short or absent to longer than wide, sometimes cleft apically or crenulate; style base not or rarely enlarged, usually glabrous (pubescent in some *Stevia*); style branches usually linear, sometimes longly clavate, not abruptly short clavate at tips, usually densely papillose or mamilllose. *Achenes* usually prismatic with 5 ribs (compressed with 2 ribs in *Macvaughiiella*), with micropunctations not strongly aligned in transverse bands, base of achene sometimes contorted but not long-stipitate; carpodium with cells variable in size and shape, cells usually with thin to slightly thickened walls; pappus reduced, sometimes totally lacking, when present, coroniform, or with awns or scales, rarely with more than 5 primary elements (multi-aristate in some *Stevia*; many scales in *Ellenbergia*). Basic *chromosome numbers*  $x = 9, 10, 11, 12$ .

The Ageratinae appear to be closely related to the Gyptidinae, sharing with them the mostly eximbricate involucre, the sometimes conical receptacle, the papillose corolla lobes and style appendages, the lack of an abruptly broadened short tip on the style branch, the dense annular thickenings on the cell walls of the anther collars, and the mostly unenlarged and glabrous style bases. The subtribe differs from the Gyptidinae primarily by the strong tendencies for reduction in both the pappus and the anther appendage. Although reduced forms of pappus are scattered throughout the Eupatorieae, the majority are concentrated in the Ageratinae, including the most extreme form in *Teixeiranthus* in which the entire upper callus of the achene is lacking and the corolla is fused directly to the achene. The only reduced pappus forms treated in the Gyptidinae in the present survey are those with many shortened capillary bristles or those proving directly related to forms with capillary bristles. The capillary bristle is the one pappus form consistently absent in the Ageratinae, and almost all the Ageratinae with more than five basic segments are in the *Stevia* relationship.

Reduction is a major trend in many aspects of the Ageratinae besides the pappus. With the exception of *Parapiqueria* of the Ayapaninae and *Ophryosporus* of the Critoniinae, all Eupatorieae with extreme reduction of the anther appendage are in the Ageratinae. Again with the

exception of *Parapiqueria*, the most minute and ephemeral Eupatorieae, including *Piqueriopsis* and *Ferreyrella*, are members of the Ageratinae.

It is possible to view the Ageratinae as Gyptidinae with a reduced pappus. As such, it is possible to suspect that the Ageratinae might have originated from the Gyptidinae many times, and that the subtribe is artificial. The naturalness of the subtribe is reinforced, however, by the geography. Most Ageratinae occur or are concentrated in those areas of the Neotropics where the Gyptidinae are few or lacking. With the exceptions of *Acritopappus* and *Radlkoferotoma*, the only Ageratinae in eastern Brazil are clearly related to or derived from the *Ageratum*, *Ferreyrella*, and *Stevia* groups with centers of distribution to the west. The Ageratinae are primarily a subtribe of Mexico, Central America, and Andean South America where the only Gyptidinae seem to be elements related to or derived from elements farther to the east. Any artificiality of the Ageratinae would seem to be on a broader basis of large generic complexes, of which there seem to be three. The three subgroups of the subtribe show some significant differences including differences in chromosome number (R. King et al., 1976). Further work may show a basis for recognition of at least one additional subtribe, perhaps using the available subtribal name Piqueriinae.

The first significant subgroup of the Ageratinae, con-

sisting of *Acritopappus* and *Radlkoferotoma*, was recognized as a separate group of potential subtribal level in the summary of the Eupatorieae by H. Robinson and King (1977). Prime factors were the geographical limitation of the genera to eastern South America, mostly in Brazil, and the shrubby habit of the plants. Also important was the reduced basic chromosome number of  $x = 9$  in *Acritopappus*. Some doubts of the value of the group arise from the growing suspicion that the two genera involved are not closely related. One character mentioned in the previous summary of the tribe, the subimbricate involucre bracts, proves not to be a unifying character between the genera. Subimbricate bracts of graduated lengths are well developed in *Radlkoferotoma*, but the bracts of *Acritopappus* are actually eximbricate. As regards possible separate subtribal status, the two genera should be treated separately.

The typical element of the Ageratinae, with a basic chromosome number of  $x = 10$ , contains most of the genera in the subtribe. The group, itself, may be somewhat artificial, containing two generic complexes, one centered around *Ageratum*, and the other centered around *Ferreyrella*. There is no sharp line of demarcation between the two generic complexes, however, and they overlap geographically in the Andes and to a slight extent in Mexico. It is the generic complex containing *Ageratum* that most closely resembles the Gyptidinae in habit, number of flowers in a head, and in the sometimes blue corollas.

The third major element of the Ageratinae has basic chromosome numbers of  $x = 11$  and  $12$ , and is geographically mostly restricted to Mexico and Central America. Of the group, only *Stevia* extends its range in South Amer-

ica. The genera of the group tend to have moderate to low numbers of flowers in the heads, and are most unlike the typical Ageratinae and the Gyptidinae in this respect. A few of the genera such as *Microspermum* and *Ilisia* resemble some of the *Ferreyrella* group superficially, but they are clearly members of the present group and different from the *Ferreyrella* group in geography and cytology. The present group of genera includes *Piqueria*, and would take the name Piquerinae if recognized at the subtribal level.

Because of the characteristically reduced pappus, the Ageratinae contains genera that have consistently been excluded from the broad concept of *Eupatorium* in the past. It is notable that a high proportion of the genera of the subtribe have been recognized and maintained in traditional systems, reflecting a tendency in the past to treat the Eupatorieae with a defective pappus more realistically than those with a capillary pappus. A number of unnatural concepts have prevailed, however. The worst example has been *Piqueria* which has been interpreted much too broadly, even including parts of *Ophryosporus* of the Critoniinae. Also, a number of Ageratinae, including parts of *Ageratum*, have been included in the past in the genus *Alomia*, whose typical element is related to the genus *Brickellia* in the subtribe Alomiinae.

A number of members of the Ageratinae have been examined chemically, and a number of chemicals widely distributed in the tribe have been demonstrated. Two genera are of particular interest chemically, *Stevia* with its ambrosanolate (Rios et al., 1967) and its glycoside (Vis & Fletcher, 1957), and *Acritopappus* with its kolavane and labdane derivatives (Bohlmann et al., 1980g).

KEY TO THE GENERA OF THE SUBTRIBE AGERATINAE

- 1. Peripheral flowers of head with greatly expanded, asymmetrical, ray-like limbs ..... 64. *Microspermum*
- 1'. Peripheral flowers of head without greatly expanded ray-like limbs, rarely with somewhat longer outer lobes ..... 2
- 2. Anther appendage half as long as wide or less; style branches often broadened distally ..... 3
- 3. Small repent plants with leaves in a series of rosettes; inflorescence of clustered scapose heads on peduncles that are shorter than the leaves; lobes of corolla nearly smooth on inner surface; outer wall of achene often expanded at maturity to form fluid-filled sac ..... 48. *Asciodogyne*
- 3'. Erect or decumbent plants, not rosulate; inflorescence usually exceeding leaves; lobes of corolla usually papillose on inner surface; achene wall not expanded to form fluid-filled sac ..... 4
- 4. Pappus present ..... 5
- 5. Pappus of many short bristles; achenes with many scabrae on ribs; filaments of anthers very short below collar, with cluster of hairs at base; leaves without distinct glandular punctations ..... 52. *Ellenbergia*
- 5'. Pappus with a few scales with strongly sinuous cell walls; achenes glabrous or nearly glabrous; anther filaments elongate, without hairs at base; leaves with large recessed glandular punctations on lower surface ..... 44. *Phania*
- 4'. Pappus absent ..... 6
- 6. Heads with 3-5 subequal involucre bracts and an equal number of flowers; filaments mamillate to pubescent in lower part; walls of achenes with sparse internal micropunctations ..... 57. *Piqueria*
- 6'. Heads with more than 5 involucre bracts, with number of flowers not equal; filaments smooth on lower part; walls of achenes with internal punctations of normal density, not over 12  $\mu\text{m}$  apart in vertical series ..... 7
- 7. Heads with paleae ..... 54. *Ferreyrella*
- 7'. Heads without paleae ..... 8
- 8. Involucre bracts weakly overlapping, with acute tips; basal tube of corolla with gland-tipped hairs ..... 9
- 9. Leaves repand-dentate to pinnatifid; throat of corolla gradually funneliform, with a few hairs inside near bases of anther filaments; achenes glabrous ..... 51. *Gardnerina*

- 9'. Leaves crenate to serrate; throat of corolla broadly campanulate, without hairs inside; achenes with setulae on sides ..... 45. *Phalacraea*
- 8'. Involucral bracts distinctly overlapping, with rounded or denticulate apices; basal tube of corolla without gland-tipped hairs ..... 10
10. Achenes with 8–10 ribs; corollas with 4 lobes ..... 56. *Piqueriopsis*
- 10'. Achenes with 5 ribs; corollas with 5 lobes ..... 11
11. Heads with 15–40 flowers; receptacle conical; corolla with basal tube bearing non-glandular hairs; base of plant decumbent ..... 53. *Guevaria*
- 11'. Heads with ca. 8 flowers; receptacle slightly convex; basal tube of corolla glabrous; base of plant erect ..... 55. *Piqueriella*
- 2'. Anther appendage nearly as long as wide or longer; style branches usually with cylindrical or linear appendages ..... 12
12. Heads with paleae; achenes nearly or completely glabrous ..... 13
13. Tips of paleae expanded or ornamented; leaves sessile ..... 14
14. Pappus and upper callus of achene absent, walls of achene continuing directly into corolla; leaves without numerous longitudinal veins ..... 50. *Teixeiranthus*
- 14'. Pappus present as lacinate tubular crown, corolla not continuous with apex of achene; leaves with prominent parallel venation ..... 47. *Scherya*
- 13'. Tips of paleae not expanded or ornamented; leaves mostly petiolate ..... 15
15. Receptacle conical; leaves with large partially immersed glandular punctations on lower surface ..... 43. *Ageratum*
- 15'. Receptacle flat; lower surfaces of leaves without large partially immersed glandular punctations ..... 16
16. Achenes with symmetrical carpodium; leaves with a mixture of sessile and stipitate minute glands; anther collars with cell walls weakly ornamented ..... 46. *Blakeanthus*
- 16'. Achenes with an asymmetrical contorted carpodium; leaves with glands uniform, obscure or lacking; cells of anther collars with dense transverse annular thickenings on walls ..... 41. *Acritopappus*
- 12'. Heads without paleae; achenes often with setulae ..... 17
17. Minute plants to 10 cm tall; corollas with 4 lobes ..... 65. *Iltisia*
- 17'. Plants more than 10 cm tall; corollas with 5 lobes ..... 18
18. Achenes compressed, with 2 ribs ..... 63. *Macvaughiiella*
- 18'. Achenes prismatic, with 5 ribs ..... 19
19. Corolla lobes triangular, about as long as wide ..... 20
20. Shrubs; involucral bracts subimbricate in 4–5 series, unequal to subequal in length ..... 42. *Radlkoferotoma*
- 20'. Herbs; involucral bracts eximbricate in 2–3 series, equal to subequal in length ..... 21
21. Involucral bracts broadly rounded apically; achenes with carpodium small and symmetrical; leaf blades acuminate, lobed ..... 49. *Cavalcantia*
- 21'. Involucral bracts pointed; achenes with large asymmetrical carpodia; leaf blades not acuminate, not lobed ..... 43. *Ageratum*
- 19'. Corolla lobes oblong, longer than wide ..... 22
22. Corollas glabrous on inner surface; anther appendages cleft apically, not crenulate ..... 23
23. Style branches obcompressed with stigmatic lines widely separated along lower lateral margins; base of style without node above nectary; involucral bracts subequal in length ..... 61. *Cronquistia*
- 23'. Style branches terete to compressed with stigmatic lines closely paired along inner surface, lines reaching near to tip of branch; base of style with large node above nectary; involucral bracts unequal in length ..... 60. *Carphochaete*
- 22'. Corolla pubescent on inner surface; anther appendages not cleft apically, sometimes crenulate ..... 24
24. Heads with ca. 10 involucral bracts and with 7–12 flowers, solitary on tips of leafy branches; anther appendages shortly ovate with entire margins ..... 62. *Revealia*
- 24'. Heads with 4–6 involucral bracts and 4–6 flowers, forming distinct inflorescences; anther appendages elliptical to obovate with crenulate margins ..... 25
25. Pappus present in most or all achenes of head, sometimes shortly coroniform; achenes narrowly prismatic; heads always with 5 involucral bracts and 5 flowers ..... 58. *Stevia*
- 25'. Pappus totally lacking on all achenes, only upper callus present; achenes widened in middle; heads with 4–6 involucral bracts and 4–6 flowers ..... 59. *Metastevia*

#### 41. *Acritopappus*

*Acritopappus* R. King & H. Robinson, *Phytologia* 24: 401. 1972. TYPE: *Decachaeta longifolia* Gardner.

Erect shrubs, moderately branched. Stems terete to 6-angled, glabrous. Leaves opposite, usually short- to long-petiolate (sessile in *A. morii*, sessile and connecting across node in *A. connatifolius*); blades ovate, ovate-

elliptical, lanceolate, or linear, base usually acute (truncate in *A. santosii*), apex short-acute to long-acuminate, margin serrate to subserrulate or nearly entire, secondary veins pinnate (subtrineriate at base in *A. santosii*); tertiary veins forming prominulous reticulum. *Inflorescence* terminal on leafy sometimes attenuated branches, branches densely subcymose; pedicels usually short, hirtellous. *Involucral bracts* 5–25, eximbricate, in 2–3 series, somewhat unequal to subequal; receptacle flat to convex, with linear paleae. *Florets* 5–30 in a head; corollas usually pale lavender, narrowly funnellform, with small glands on outer surface; cells of throat elongate with sinuous lateral walls; lobes triangular, slightly longer than wide, inner surface with short cells usually bulging as short papillae, sometimes smooth; anther collar cylindrical, lower cells often subquadrate, cells with distinct transverse annular thickenings on walls; anther appendage oblong-triangular, slightly longer than wide; style base not enlarged, glabrous; style branches linear, densely short-papillose. *Achenes* prismatic, 5-ribbed, glabrous; carpodium distinct, short, contorted with sinuous trace, cells short-oblong, with thin walls; pappus vestigial, with a short crown, or with a few awns. *Pollen grains* ca. 20–23  $\mu\text{m}$  in diameter. Plate 41.

The name *Acritopappus* refers to the irregularity of pappus form that is found in the genus, an irregularity that has resulted in erratic placement of some of the species in the traditional classifications of the tribe. Certainly, the original placement of the first two species described, *A. longifolius* and *A. confertus*, in *Decachaeta* by Gardner (1846) seems inexplicable. The placement of various species in *Ageratum* by J. Baker (1876) was more realistic, but to some extent violated even the artificial concept of *Ageratum* prevalent at that time. The treatment of B. Robinson (1913b) ultimately separated the two original species of Gardner from *Ageratum*, placing one in *Alomia* with which it did not agree in its pappus structure, and leaving the other generically unassigned. It was against this background that the genus *Acritopappus* was established (King & Robinson, 1972ss).

Since the redefinition of other genera with which species of *Acritopappus* have been associated, only *Ageratum* remains to provide a useful basis for comparison. Detailed examination shows that the two genera are not closely related. *Acritopappus* has coriaceous or subcoriaceous leaves without large glandular punctations, has a flat to slightly convex receptacle, has pale lavender flowers with the color concentrated in the anthers, has the pappus segments totally indurated and unwinged, and has a chromosome number of  $x = 9$ , all different from *Ageratum* and its close relatives. The chromosome number difference is based on three counts (Coleman, 1970; R. King et al., 1976) representing two species. The receptacle of *Acritopappus* is not only not conical as in *Ageratum*, but is one of the most consistently paleaceous of any genus of such size in the Eupatorieae, having paleae in all cases where flowers are sufficiently numerous. Paleae occur in only some Central American and Mexican species of *Ageratum*. Geographically, *Acritopappus* is restricted to eastern Brazil, an area on the extreme fringe of the natural range of *Ageratum*.

The genus *Acritopappus* shows considerable uniformity in floral structure associated with striking diversity of foliar structure. The original definition of the genus included only those species with narrow, glabrous, pinnately veined, viscid leaves, including the two species described by Gardner (1846). The genus was subsequently expanded to include species that had been placed in *Ageratum* or that were undescribed having broader sometimes pubescent or non-viscid leaves (King & Robinson, 1977h, 1980d). A key to the species was provided by King and Robinson (1980d), with one species being described since (Soares Nunes, 1981). The species with viscid leaves have a rich diterpene chemistry with kolavane and labdane derivatives that is apparently lacking in the species with non-viscid leaves (Bohlmann et al., 1980g, 1982b).

The genus is concentrated primarily in the state of Bahia, Brazil, with two species to the south in Minas Gerais and *A. confertus* extending northward to Ceará.

The following 13 species are recognized in the genus:

- Acritopappus confertus* (Gardner) R. King & H. Robinson, Brazil.
- Acritopappus connatifolius* (Soares Nunes) R. King & H. Robinson, Brazil.
- Acritopappus hagei* R. King & H. Robinson, Brazil.
- Acritopappus harleyi* R. King & H. Robinson, Brazil.
- Acritopappus heterolepis* (Baker) R. King & H. Robinson, Brazil.
- Acritopappus irwinii* R. King & H. Robinson, Brazil.
- Acritopappus longifolius* (Gardner) R. King & H. Robinson, Brazil.
- Acritopappus micropappus* (Baker) R. King & H. Robinson, Brazil.
- Acritopappus morii* R. King & H. Robinson, Brazil.
- Acritopappus prunifolius* R. King & H. Robinson, Brazil.
- Acritopappus santosii* R. King & H. Robinson, Brazil.
- Acritopappus subtomentosus* R. King & H. Robinson, Brazil.
- Acritopappus teixeirae* R. King & H. Robinson, Brazil.



PLATE 41. *Acritopappus longifolius* (Gardner) R. King & H. Robinson.—A. Habit,  $\times \frac{1}{2}$ .—B. Head,  $\times 7$ .—C. Corolla showing anthers,  $\times 15$ .—D. Style,  $\times 15$ .—E. Achene,  $\times 15$ .



PLATE 42. *Radlkoferotoma cistifolia* (Less.) Kuntze.—A. Habit,  $\times \frac{1}{6}$ .—B. Head,  $\times 3\frac{1}{2}$ .—C. Corolla showing anthers,  $\times 12$ .—D. Style with nectary,  $\times 12$ .—E. Achene,  $\times 12$ .

42. *Radlkoferotoma*

*Radlkoferotoma* Kuntze, Revis. Gen. Pl. 1: 358. 1891. TYPE: *Carelia cistifolia* Less.

*Carelia* Less., Syn. Gen. Compos. 156. 1832. TYPE: *Carelia cistifolia* Less., non *Carelia* Ponted. ex Fabr., non *Carelia* Juss. ex Cav.

Erect shrubs or small trees, moderately branched. Stems terete, striated. Leaves opposite, long-petiolate; blades ovate to lanceolate, margin serrate, trinervate from or near base, with strongly ascending secondary veins. Inflorescence corymbose, pedicels mostly of moderate length. Involucral bracts ca. 35, strongly subimbricate, in ca. 4–5 series, of graduated lengths, inner bracts somewhat deciduous; receptacle flat, glabrous. Florets ca. 35–70 in a head; corollas white or rosaceous, funnellform, with only minute glands on outer surface; cells of throat and lower lobes laxly oblong with sinuous lateral walls; lobes triangular, about twice as long as wide, smooth on both surfaces; anther collar broadly cylindrical (shorter and constricted above in *R. cistifolia*), with many subquadrate cells in lower half or more, with distinct transverse, oblique or vertical ornamentation on walls; anther appendage ovate, about as long as wide, slightly to strongly bifid at apex; style base not enlarged, glabrous; style branches linear, scarcely or not broadened distally, densely papillose. Achenes prismatic, 4–5-ribbed, sparsely setuliferous; carpopodium cylindrical, forming ca. one-fifth of achene, cells elongate and enlarged, with rather thin firm walls, lowermost 2–3 series of cells subquadrate, upper cells procurvent on base of achene ribs; pappus of 5 short broad squamae. Pollen grains ca. 23  $\mu\text{m}$  in diameter. Plate 42.

In its pappus, anther collar, and style branches, *Radlkoferotoma* conforms best with the subtribe Ageratinae, but the strongly subimbricate involucre and the southern Brazilian and Uruguayan distribution are anomalous in that subtribe. The genus was associated with *Acritopappus* in a separate subgroup in the summary paper on the Eupatorieae by H. Robinson and King (1977) on the basis of the shrubby habits and Brazilian centers of distribution shared by the two genera. The basic differences in involucre, paleae, and achenes are part of the reason that close relationship between the two genera is now doubted.

A key to the species of *Radlkoferotoma* has been provided by Cabrera (1957) treating the genus under the older

name *Carelia*. The genus was briefly redescribed and the nomenclature updated by King and Robinson (1971).

The genus is named in honor of Ludwig A. T. Radlkofer of Munich who was credited with being a proponent of the use of anatomical approaches in systematics by Kuntze (1891).

The following three species are recognized in the genus:

*Radlkoferotoma berroi* (Hutch.) R. King & H. Robinson, Brazil, Uruguay.

*Radlkoferotoma cistifolia* (Less.) Kuntze, Brazil, Uruguay.

*Radlkoferotoma ramboi* (Cabrera) R. King & H. Robinson, Brazil.

43. *Ageratum*

*Ageratum* L., Sp. Pl. 2: 839. 1753. TYPE: *Ageratum conyzoides* L.

*Carelia* Ponted. ex Fabr., Enum. 85. 1959. LECTOTYPE: *Ageratum conyzoides* L.

*Coelestina* Cass., Bull. Soc. Philom. Paris 1817: 10. 1817. LECTOTYPE: *Ageratum corymbosum* Zuccagni.

*Isocarpha* Less., Linnaea 5: 141. 1830. TYPE: *Isocarpha echioides* Less.

*Ageratum* subgenus *Coelestina* (Cass.) Baker in C. Martius, Fl. Bras. 6(2): 197. 1876.

*Ageratum* section *Coelestina* (Cass.) A. Gray, Syn. Fl. N. Amer. 1(2): 93. 1884.

*Ageratum* section *Stachyofolium* M. Johnson, Ann. Missouri Bot. Gard. 58: 79. 1971. TYPE: *Ageratum stachyofolium* B. Robinson.

Annual to perennial herbs or subshrubs, few- to many-branched, base often decumbent with numerous adventitious roots. Stems terete, striated, sparsely puberulous to sparsely hirsute. Leaves opposite or sometimes alternate, short- to long-petiolate; blades elliptical or lanceolate to deltoid or ovate, margins entire to dentate, apex not or scarcely acuminate, undersurface usually with large sessile or partially sunken glandular punctations (lacking in some cultivated *A. houstonianum*), usually trinervate from or near base. Inflorescence cymose to subcymose, sometimes subumbellate, pedicels short to moderately long. Involucral bracts 30–40, eximbricate, in 2–3 series, equal or subequal, lanceolate, strongly indurated and often with scarious lateral margins; receptacle conical, glabrous or paleaceous. Florets 20–125 in a head; corollas white, blue, or lavender, funnellform or with distinct basal tube; cells of throat elongate with sinuous lateral walls; lobes triangular,






PLATE 43. *Ageratum houstonianum* Miller.—A. Habit,  $\times \frac{1}{2}$ .—B. Head,  $\times 5$ .—C. Corolla showing anthers,  $\times 15$ .—D. Style,  $\times 15$ .—E. Achene,  $\times 13$ .

about as long as wide, papillose on inner surface, partially papillose and sometimes hispidulous on outer surface; anther collar cylindrical, cells subquadrate to short-oblong below, more elongate above, with dense transverse annular thickenings on walls; anther appendage large, somewhat longer than wide; style base not enlarged, glabrous; style branches linear, usually strongly and densely papillose (slightly papillose in *A. ballotaefolium*). *Achenes* prismatic, 4–5-ribbed, glabrous or with short setulae on ribs; carpodium distinct, usually large and asymmetrical (nearly vestigial in *A. stachyofolium*), cells in spreading pattern, with subquadrate outer faces, with rather firm thin walls, in ca. 2–5 series, without zone of soft thin-walled cells above; pappus lacking, or coroniform, or of 5–6 free, flattened, sometimes awn-like scales. *Pollen grains* ca. 20  $\mu\text{m}$  in diameter. Plate 43.

*Ageratum* is undoubtedly the most widely known generic name in the Eupatorieae, both in scientific and common usage. The familiarity is based primarily on the two closely related, usually blue-flowered species, *A. conyzoides* and *A. houstonianum*, that are widely cultivated and even more widely adventive. Unfortunately, understanding of what additional species should be included in the genus has varied greatly in the past, and has resulted in concepts that were all at least partially artificial up until the time of the present series of studies.

The name *Ageratum* apparently derives from the ancient Greek *a* (= not) and *geras* (= old age), and is generally acknowledged to refer to the long-lasting nature of the flowers (Johnson, 1971a). The name was used in antiquity for some other Asteraceous plant native to Europe, but was transferred to the present genus by Linnaeus (1753), where it is nomenclaturally fixed. The thusly established scientific name has also become widely accepted as a common name for the members of the genus, but some other common and native names for many of the species are given by Johnson (1971a).

Linnaeus (1753) placed *Ageratum* in his treatment next to *Eupatorium*, obviously in recognition of the general similarity of the plants. *Ageratum* differed principally by the pappus having five awns rather than many capillary bristles. Inclusion of *Ageratum altissimum* L., having a capillary pappus and now placed in *Ageratina*, was evidently an error by Linnaeus resulting from inadequate observation.

Subsequent concepts of *Ageratum* have been erratic in their allowance for variation in the pappus. Cassini (1817c) followed by DeCandolle (1836) placed species with a coroniform rather than awned pappus in a separate genus *Caelestina*, but the *Ageratum* of DeCandolle was still artificial, containing species belonging to *Phania* and *Platypodanthera*. By the time of J. Baker's treatment (1876), *Ageratum* properly included *Caelestina*, but also included Brazilian species belonging in *Platypodanthera*, *Acritopappus*, and *Campuloclinium*, and was on the way to becoming as artificial as the then prevalent concept of *Eupatorium*. Hemsley (1882), dealing with Mexican species, included in *Ageratum* some belonging to *Trichocoronis* of the Trichocoroninae and *Oxylobus* of the Oxylobinae. Additional examples of the artificially broad concept of the genus can be seen by referring to the nomenclator accompanying this treatment.

The definition of *Ageratum* was greatly improved by B. Robinson (1913b) with the removal of many of the unrelated elements, and the Robinson concept was followed closely in the most recent monograph of the genus by Johnson (1971a). An important element of artificiality remained, however. Even in the broadest interpretations of the genus by J. Baker (1876) and Hemsley (1882), the epappose species of *Ageratum* were excluded from the genus and placed in an artificial concept of *Alomia*. It was not until the studies by King and Robinson (1972w, 1972x), that the genus *Alomia* was properly redefined, and the epappose species belonging to *Ageratum* were correctly placed.

At the present time, *Ageratum* is recognized by the conical receptacle, the leaves with large glandular punctations on their undersurfaces, the large anther appendages, and the achenes almost always having distinct and contorted carpodia. As such, the genus is seen to have rather erratic variations in paleaceous versus non-paleaceous receptacles, and a range of variation of pappus from awn-like to coroniform or totally lacking. Correlation of pappus and palea variations with natural elements of the genus are somewhat limited, but it is notable that the species totally lacking a pappus that were previously placed in *Alomia* seem to be dispersed throughout the genus.

Some of the five sections of *Ageratum* recognized in the monograph of the genus by Johnson (1971a) seem to represent natural groups, and should be maintained. Typical *Ageratum* has the pappus when present divided into distinct units, and has scabrid angles on the achenes. The group is basically Mexican and Central American, but is widely adventive. The species include *A. conyzoides*, *A. houstonianum*, *A. microcarpum*, *A. gaumeri*, *A. peckii*, and a few others. The section *Coelestina* contrasts by its fused, usually coroniform pappus, and its glabrous achenes. It contains all the paleaceous members of the genus as well as many that are epaleaceous. It is essentially Mexican and Central American, and is the largest section in the genus. Included are such species as *A. albidum*, *A. echioides*, *A. corymbosum*, *A. maritimum*, *A. paleaceum*, *A. rugosum*, and *A. petiolatum*. Section *Stachyofolium* of Johnson contains only the Mexican species after which it is named, and is rather distinct in the poorly developed carpodium and the alternate leaves. Still, the latter is mostly like section *Coelestina*. The South American members of the genus such as *A. fastigiatum* with its alternate leaves,

*A. scorpioideum* with its diffuse inflorescence, and *A. ballotaefolium* with its nearly smooth style branches, are comparatively few in number, but represent considerable diversity, and should be recognized in additional sections. Two sections of Johnson (1971a) that must be eliminated are the West Indian *Pectinellum* which belongs to *Phania* and the Bolivian *Perplexans* which belongs to *Galinsoga* of the Heliantheae.

The most nearly complete keys to species of *Ageratum* are those of B. Robinson (1913b) and Johnson (1971a), but these exclude many epappose species, include one species of *Acritopappus*, and fail to properly distinguish between *A. conyzoides* and *A. houstonianum*. Distinctions of *A. conyzoides* and a number of other species are provided in the treatment of the genus in Panama by King and Robinson (1975y). The first to emphasize the distinctive small flowers and comparative lack of prominence of the style branches in *A. conyzoides* seems to have been Koster (1935). Some further additions and notes on other species have been provided by King and Robinson (1977d, 1978l).

Many uses of *Ageratum conyzoides* in folk medicine are listed by Johnson (1971a). The uses are of great variety, and many seem of comparatively recent origin such as for malaria in Guatemala, or for the many ailments in the Paleotropics where the plant is not native. The plant seemingly acts through alkaloids which have a vaso-constrictor action similar to that of ergot (Chevalier, 1910; Johnson, 1971a).

The chromosome numbers of *Ageratum* have been reviewed by Johnson (1971a) and R. King et al. (1976), showing a nearly consistent base of  $x = 10$ .

The following 40 species are recognized in the genus:

*Ageratum albidum* (DC.) Hemsley, Mexico.  
*Ageratum ballotaefolium* (Maguire, Steyerf. & Wurd.) R. King & H. Robinson, Venezuela.  
*Ageratum candidum* G. Barroso, Brazil.  
*Ageratum chiriquense* (B. Robinson) R. King & H. Robinson, Panama.  
*Ageratum chortianum* Standley & Steyerf., Guatemala, Honduras.

*Ageratum conyzoides* L., Mexico, Central America, West Indies, South America, widely adventive.  
*Ageratum corymbosum* Zuccagni, Mexico, Guatemala, El Salvador, Honduras.  
*Ageratum echioides* (Less.) Hemsley, Mexico, Guatemala.  
*Ageratum elassocarpum* S. F. Blake, Mexico.  
*Ageratum ellipticum* B. Robinson, Belize, Guatemala.  
*Ageratum fastigiatum* (Gardner) R. King & H. Robinson, Brazil.  
*Ageratum gaumeri* B. Robinson, Guatemala, Mexico.  
*Ageratum guatemalense* M. Johnson, Guatemala.  
*Ageratum houstonianum* Miller, Mexico, Central America, West Indies, South America, widely cultivated and adventive.  
*Ageratum iltisii* R. King & H. Robinson, Ecuador.  
*Ageratum isocarphoides* (DC.) Hemsley, Mexico.  
*Ageratum littorale* A. Gray, Florida, West Indies, Belize.  
*Ageratum lucidum* B. Robinson, Mexico.  
*Ageratum lundelii* R. King & H. Robinson, Guatemala, Mexico.  
*Ageratum maritimum* H.B.K., Greater Antilles, Mexico (Quintana Roo).  
*Ageratum microcarpum* (Benth. ex Oersted) Hemsley, Costa Rica, Panama, Nicaragua, Honduras.  
*Ageratum microcephalum* Hemsley, Mexico.  
*Ageratum myriadenum* (Schultz-Bip. ex Baker) R. King & H. Robinson, Brazil.  
*Ageratum nelsonii* (B. Robinson) M. Johnson, Mexico, Guatemala.  
*Ageratum oerstedii* B. Robinson, Costa Rica.  
*Ageratum oliveri* R. King & H. Robinson, Panama.  
*Ageratum paleaceum* (DC.) Hemsley, Mexico.  
*Ageratum panamense* B. Robinson, Panama.  
*Ageratum peckii* B. Robinson, Belize, Guatemala.  
*Ageratum petiolatum* (Hook. & Arn.) Hemsley, Costa Rica, Nicaragua.  
*Ageratum platylepis* (B. Robinson) R. King & H. Robinson, Guatemala.  
*Ageratum platypodium* B. Robinson, Mexico.  
*Ageratum radicans* B. Robinson, Belize.  
*Ageratum riparium* B. Robinson, Costa Rica.  
*Ageratum rugosum* Coulter ex J. D. Smith, Mexico, Central America.  
*Ageratum salicifolium* Hemsley, Mexico.  
*Ageratum scorpioideum* Baker, Guayana.  
*Ageratum stachyofolium* B. Robinson, Mexico.  
*Ageratum standleyi* B. Robinson, Honduras.  
*Ageratum tomentosum* (Benth. ex Oersted) Hemsley, Mexico.

#### 44. *Phania*

*Phania* DC., Prodr. 5: 114. 1836. TYPE: *Phania multicaulis* DC.

*Ageratum* section *Pectinellum* DC., Prodr. 5: 109. 1836. LECTOTYPE: *Ageratum domingense* Sprengel.

Erect to repent, annual or perennial *herbs* or small *shrubs*, with few to many branches. *Stems* terete, striated, puberulous. *Leaves* opposite, petiolate; blades ovate or deltoid to palmate, margins crenate-dentate to shallowly lobed, undersurface with obvious sessile or partially sunken glandular punctations, trinervation from or near base. *Inflorescence* of small cymes terminal on leafy branches or with a single slenderly pedicellate head; pedicels usually short to moderately long. *Involucral bracts* ca. 10–20, eximbricate, in ca. 2 series, equal or subequal, broadly lanceolate to narrowly oblanceolate; receptacle conical, epaleaceous, glabrous. *Florets* ca. 12–25 in a head; corollas pale lavender to white, with short constricted basal tube abruptly expanding into short-campanulate limb, with scattered glandular punctations on outer surface; cells of throat short-oblong with sinuous lateral walls; lobes mostly broadly triangular, about as long as wide or slightly



PLATE 44. *Phania matricarioides* (Less.) Griseb.—A. Habit,  $\times \frac{1}{3}$ .—B. Head,  $\times 9$ .—C. Corolla showing anthers,  $\times 30$ .—D. Style,  $\times 30$ .—E. Achene,  $\times 30$ .

wider, with large strongly mamillate cells on inner surface; lower filament very short; anther collar rather long, cells mostly oblong with distinct transverse annular thickenings on walls; anther appendages small, very short (to half as long as wide in *P. domingensis*); style base not enlarged, glabrous; style branches somewhat to strongly clavate distally, short-papillose or mamillate. *Achenes* prismatic, 4–5-ribbed, glabrous or with few glands or setulae; carpodia distinct, moderately large, cylindrical, cells oblong with firm walls, in ca. 4 series, somewhat procurvent on lower ribs of achene; pappus of 5 squamellae, cells elongate with distinctly sinuous lateral walls. *Pollen grains* ca. 16–18  $\mu\text{m}$  in diameter. Plate 44.

*Phania* is a small genus of the West Indies distinguished by its reduced anther appendages and pappus squamellae with sinuous-walled elongate cells. The reduced floral parts and corollas with campanulate limbs are reminiscent of species that have been placed in *Piqueria*, and the genus was placed in the subtribe Piqueriinae by B. Robinson (1913a). The glandular punctations of the leaves and conical receptacles, nevertheless, indicate close relationship to *Ageratum*, and one of the species, *P. domingensis*, has been placed in the latter genus as recently as 1971 (Johnson, 1971a). The two Mexican species that were included in the original concept of *Phania* by DeCandolle (1836), belong to the genus *Oxylobus* of the subtribe Oxylobinae.

*Phania domingensis* was excluded from *Phania* and placed in *Ageratum* by DeCandolle (1836) and Johnson (1971a) on the basis of the appearance more closely resembling members of the latter genus. The annual repent

plants with solitary heads on longer pedicels, and the palmate blades of the leaves, clearly distinguish the species from others in the genus *Phania*, but they still furnish no more than a superficial resemblance to species of *Ageratum*. The reduced anther appendages and the pappus squamellae with elongate sinuous-walled cells, combined with the West Indian distribution, indicate proper placement is in *Phania*.

Regarding the name, DeCandolle (1836) says, "Nomen à Phanio vetustissimo botanico Theophrasti coaevum."

The following five species are recognized in the genus:

- Phania cajalbanica* Borh. & Muniz, Cuba.
- Phania curtissii* B. Robinson, Cuba.
- Phania domingensis* (Sprengel) Griseb., West Indies.
- Phania matricarioides* (Sprengel) Griseb., Cuba.
- Phania multicaulis* DC., West Indies.

#### 45. *Phalacraea*

*Phalacraea* DC., Prodr. 5: 105. 1836. TYPE: *Phalacraea latifolia* DC.

*Steleocodon* Gilli, Feddes Rept. 94: 311. 1983. TYPE: *Steleocodon gracilis* Gilli.

Perennial *herbs*, procumbent or erect from decumbent bases, with few to many branches. *Stems* terete, striated. *Leaves* opposite, with slender petioles; blades ovate to broadly triangular, margin crenate to serrate, with distinct glandular punctations below, trinervate from base. *Inflorescence* rather laxly cymose, with denser ultimate branching, pedicels rather short. *Involucral bracts* 10–18, eximbricate, in 2–3 series, subequal, broad with short-acute non-scarious tips, with few to many hairs and glandular punctations on outer surface; receptacle flat to slightly convex, glabrous. *Florets* 10–18 in a head; corollas white, with constricted basal tube and abruptly expanding campanulate limb, many scattered minutely gland-tipped hairs on tube, more sparse on limb; cells of throat short-oblong with sinuous lateral walls, usually slightly bulging on inner surface; lobes triangular, slightly longer than wide, papillose on inner surface; anther collar often rather stout, cells mostly subquadrate to short-oblong, with dense transverse annular thickenings on walls; anther appendage vestigial, bilobed, usually consisting of two separated minute lobes; style base not enlarged, glabrous; style branches broad, becoming slightly broader toward the broadly rounded tips, densely papillose. *Achenes* prismatic, 4–5-ribbed, covered with numerous setulae on sides and base, sometimes with distinct narrow and twisted base; carpodium small, short-cylindrical or rounded, cells small- to medium-sized, mostly subquadrate with rather thin firm walls, in ca. 6–8 series; pappus lacking. *Pollen grains* ca. 23–25  $\mu\text{m}$  in diameter. Plate 45.

*Phalacraea* is named for the Greek *phalacro-* (= bald), which is in reference to the lack of a pappus on the achene. It is because of the lack of pappus and the vestigial anther appendages that the genus has resided in the traditional treatments of the tribe in the synonymy of the genus *Piqueria*. The two genera cannot be considered closer than members of the same subtribe, however, since *Piqueria*

is now recognized to be Mexican, Central American, and West Indian, with 3–5 involucral bracts and an equal number of flowers, papillose lower filaments of the anthers, very sparse minute internal punctations of the achene wall, and a basic chromosome number of  $x = 11-12$ . *Phalacraea* has a greater number of bracts and flowers, smooth filaments, denser punctations, and on the basis of



PLATE 45. *Phalacroea latifolia* DC.—A. Habit,  $\times \frac{5}{8}$ .—B. Head,  $\times 7$ .—C. Corolla showing anthers,  $\times 17$ .—D. Style,  $\times 17$ .—E. Achene,  $\times 17$ .

JACK R. SCHEDEDER  
8/1974

a single report (R. King et al., 1976), a chromosome number of  $n = 20$ .

The closest relationship of *Phalacraea* is possibly with other Andean genera in the *Ferreyrella-Guevaria* group. From these, *Phalacraea* seems to differ by the non-conical receptacle, the acute rather than rounded tips on the involucre bracts, the almost exclusively glandular hairs on the corolla, and the numerous setulae on the achenes. *Phalacraea* has a superficial resemblance to *Ageratum* but differs in the non-conical receptacle, broader involucre bracts, reduced anther appendages, and more setuliferous achenes. *Phania*, which has a reduced anther appendage as in *Phalacraea*, differs by its distinctive consistently present pappus, and by other characters which it shares with *Ageratum*.

Within the genus *Phalacraea* there is some variation in the shape of the achene base. Three of the species have attenuate bases, while *P. callitricha* has a short broad base. In both variations, the carpopodium is reduced to a narrow basal rim consisting of a few series of small cells. The slender form of achene base has no equivalent in the related genera.

The following four species are recognized in the genus:

*Phalacraea callitricha* (B. Robinson) R. King & H. Robinson, Colombia.

*Phalacraea ecuadorensis* R. King & H. Robinson, Ecuador.

*Phalacraea latifolia* DC., Peru.

*Phalacraea longipetiolata* (B. Robinson) R. King & H. Robinson, Colombia, Ecuador.

#### 46. *Blakeanthus*

*Blakeanthus* R. King & H. Robinson, *Phytologia* 24: 118. 1972. TYPE: *Alomia cordata* S. F. Blake.

Erect shrubs, with moderate branching. Stems terete, unstriated, hirsute. Leaves opposite, with slender petioles; blades ovate, base truncate to cordate, trinervate, margin crenate to serrulate, upper surface densely puberulous, lower surface with various intermixed glandular punctations, stalked glands, and longer non-glandular hairs. Inflorescence a compact corymbose panicle, branches with heads subglomerulous, pedicels very short. Involucre bracts ca. 20, eximbricate, in 2–3 series, subequal, lanceolate; receptacle flat to slightly convex, paleaceous, paleae like involucre bracts in form. Florets ca. 25 in a head; corollas white, narrowly funnellform; cells of throat elongate with sinuous lateral walls; lobes triangular, slightly longer than wide, with glandular punctations on outer surface, smooth with oblong cells on inner surface; anther collar slender, cells subquadrate to oblong, inornate or upper cells with slight annular thickenings on walls; anther appendage slightly longer than wide; style base not enlarged, glabrous, style branches linear, not or scarcely broader at tips, mamilllose to subpapillose. Achenes prismatic, 5-ribbed, mostly glabrous, with few minute spicules on ribs and some glands on upper callus; carpopodium symmetrical, short, subcylindrical with rounded base, cells rounded to subquadrate, in ca. 8 series, with thin walls; pappus completely lacking. Pollen grains ca. 20  $\mu\text{m}$  in diameter. Plate 46.

*Blakeanthus* has a geographical distribution in Central America, no pappus, indurated eximbricate involucre bracts, and paleae, all of which might suggest relationship to the genus *Ageratum*. The genus is placed in this relationship with considerable reservation, however. Detailed examination shows essentially flat rather than conical receptacles, symmetrical carpopodia, numerous small glands rather than less numerous large glandular punctations on the leaves, rather smooth inner surfaces of the corolla lobes, and very weak ornamentation of the cell walls of the anther collars. The latter two characters, combined with the weak papillosity of the style branches and the size and shape of the cells in the carpopodium, might indicate a more proper placement far from *Ageratum* in the subtribe Crito-niinae. The genus was tentatively placed in the Crito-nioid series at the time of its original description. In that subtribe, the genus would be rather unusual in its paleaceous heads, and would be unique in the combination of paleaceous heads and epappose achenes. It is because the latter combination of characters is common in the Ageratinae and otherwise unknown in the Crito-

niinae that *Blakeanthus* is placed in the Ageratinae in this treatment. The redefinition of *Alomia* by King and Robinson (1972w), the genus in which the species of *Blakeanthus* was originally described, indicates that it is a relative of *Brickellia* and remote from either the Ageratinae or the Crito-niinae.

The leaf pubescence of *Blakeanthus* is of particular interest for the variety of hairs and glands. In some specimens, a small area of leaf undersurface may have intermixed small glandular punctations, distinctly stalked glands of a slightly different color, and longer non-glandular hairs. In no case are the glandular punctations as large or as sunken into the surface as in *Ageratum*.

The genus *Blakeanthus* is named in honor of Sidney Fay Blake, one of the leading synantherologists of the twentieth century, and author of the type species.

The following single species is recognized in the genus:

*Blakeanthus cordatus* (S. F. Blake) R. King & H. Robinson, Guatemala, Honduras.



PLATE 46. *Blakeanthus cordatus* (S. F. Blake) R. King & H. Robinson.—A. Habit,  $\times \frac{1}{2}$ .—B. Head,  $\times 7$ .—C. Corolla outer surface,  $\times 15$ .—D. Corolla inner surface with anthers,  $\times 15$ .—E. Anther,  $\times 24$ .—F. Style,  $\times 15$ .—G. Achene,  $\times 15$ .

#### 47. *Scherya*

*Scherya* R. King & H. Robinson, *Phytologia* 38: 101. 1977. TYPE: *Scherya bahiensis* R. King & H. Robinson.

Erect perennial *herbs*, with few or no branches. *Stems* terete to subhexagonal, covered with densely hirtellous pubescence and sessile glands. *Leaves* opposite, crowded, sessile; blades linear, trinervate with longitudinal





PLATE 47. *Scherya bahiensis* R. King & H. Robinson.—A. Habit,  $\times \frac{1}{2}$ .—B. Head,  $\times 7$ , with separate pair of paleae.—C. Corolla outer surface,  $\times 20$ .—D. Corolla inner surface with anthers,  $\times 20$ .—E. Anther,  $\times 30$ .—F. Style,  $\times 20$ .—G. Achene,  $\times 14$ .

secondary veins, apex short acute, margin entire. *Inflorescence* terminal, subscapose, cymose to subcymose, branches erect, usually alternate, pedicels short. *Involucral bracts* ca. 20, eximbricate, in ca. 2 series, subequal, with broad, rounded, chartaceous, colored tips bearing a cluster of glands on their outer surface; receptacle flat to slightly convex, paleaceous; paleae linear. *Florets* ca. 25 in a head; corollas pale, funnellform, with glands on outer surface; cells of throat elongate with sinuous lateral walls, lobes triangular, slightly longer than wide, nearly smooth and glanduliferous on outer surface, densely papillose in inner surface; anther collar rather short, cells usually short-oblong to oblong, with strong annular thickenings on walls; anther appendage about as long as wide; style base not enlarged, glabrous; style branches filiform, densely papillose. *Achenes* prismatic, 5-ribbed, glabrous, bands of carbonization very narrow between greatly thickened longitudinal cell-walls; carpopodium symmetrical, short-cylindrical, cells usually longer than wide, usually in 6–8 series, with slightly thickened walls, with similar cells extending upward along ribs of achene; pappus a lacinate crown with 5 long primary teeth, rather indurate. *Pollen grains* ca. 22  $\mu\text{m}$  in diameter. Plate 47.

The genus *Scherya* can be immediately distinguished from all other Eupatorieae by the superficial appearance of the plant with its densely inserted linear leaves. The strap-shaped leaves with subparallel non-prominulous venation seem to be unique in the tribe. Some details of the achene are also unique, including the narrow bands of carbonization in the wall and the firm somewhat ornamented walls of the carpopodial cells. Further distinctions are evident in comparisons with other individual genera that might be related.

*Scherya* seems unquestionably a member of the Ageratinae, and the herbaceous habit and strongly cymose inflorescence suggest a position near *Ageratum*. The genus is distinct by the characters cited above, and also by the non-conical receptacle, the glands of the leaf not being partially immersed in the surface, and the involucral bracts having an ornate apical appendage which is glabrous except for the cluster of glands borne externally at the base. The pappus also differs in being more indurated than those in *Ageratum*.

In the form of the pappus, *Scherya* is more like *Acritopappus* which occurs in the same geographical area in Bahia, Brazil. The manner in which some of the characters of *Ageratum* and *Acritopappus* are combined in *Scherya* provides the most significant support available for assuming any close relationship between those two genera. Nevertheless, *Scherya* differs significantly from *Acritopappus* by its unique characters as well as its herbaceous habit, cymose instead of corymbose inflorescence, and ornate appendages on the involucral bracts.

The ornate appendages of the involucral bracts actually distinguish *Scherya* from all other members of the subtribe except *Teixeiranthus*, and the latter genus is totally distinct in its unique fusion of the corolla to the achene.

*Scherya* is named for the collector of the single specimen on which the genus is based, Robert W. Schery, a coauthor on the *Flora of Panama* project.

The following single species is recognized in the genus:

*Scherya bahiensis* R. King & H. Robinson, Brazil.

#### 48. *Ascidiogyne*

*Ascidiogyne* Cuatrec., Ann. Missouri Bot. Gard. 53: 310. 1965. TYPE: *Ascidiogyne wurdackii* Cuatrec.

Prostrate, somewhat carnose, stoloniferous *herbs* with a series of erect rosulate branches. *Stems* terete. *Leaves* of prostrate stems opposite, congested on erect stems, distinctly to indistinctly petiolate, petioles hirsute; blades ovate or obovate to narrowly elliptical, margin entire. *Inflorescence* of clustered separate short scapes, each bearing a single head, not longer than leaves. *Involucral bracts* 4–7, eximbricate, in 2 series, equal, broadly oblong to ovate, with rounded tips; receptacle flat, glabrous, foveolate. *Florets* 5–7 in a head; corollas white, tube strongly constricted and pilose in upper part, limb broadly campanulate and glabrous; cells of limb oblong with walls not or scarcely sinuous; lobes triangular, up to twice as long as wide, smooth on most of inner surface; anther collar rather short, enlarged, cells subquadrate to oblong, with dense annular thickenings on walls; anther appendage totally absent, tip of anther somewhat emarginate; style base not enlarged, glabrous; style branches short, clavate, with short papillae denser toward tip. *Achenes* prismatic, 5-ribbed, glabrous, with internal micropunctations dense, outer wall of *A. wurdackii* thin and slightly to widely separated from body of achene to form fluid-filled sac; carpopodium slightly asymmetrical, cells broadly oblong, in 2–4 series, with thin usually firm walls; pappus lacking or with rim of callus forming a high 5-lobed crown. *Pollen grains* ca. 25  $\mu\text{m}$  in diameter. Plate 48.

*Ascidiogyne* shows all the types of reduction that are common in the subtribe Ageratinae, and is one of the few

members of the tribe with an anther appendage totally lacking. Still, there is no evidence of an ephemeral nature




PLATE 48. *Ascidiogyne wurdackii* Cuatrec.—A. Habit,  $\times 1\frac{1}{4}$ .—B. Head,  $\times 9$ .—C. Corolla showing anthers,  $\times 20$ .—D. Style,  $\times 20$ .—E. Achene,  $\times 20$ .

of the kind seen in other reduced genera of the subtribe, and the genus seems quite isolated in its relationship.

The genus *Ascidiogyne* is most distinct from all other genera of the Eupatorieae by the prostrate stoloniferous habit with its series of small rosettes, and clusters of heads

each solitary on a short peduncle. These features are shared by both of the known species, while other characters that initially seemed more significant have proven to be variable.

The type species has a striking character, after which

the genus is named, an inflated outer achene wall that evidently forms a fluid-filled sac in the living material. Such a structure is not evident in *A. sanchezvegae*. Also, the type species has a distinct coroniform pappus, while *A. sanchezvegae* has none. For further information on species distinctions, the papers of Cuatrecasas (1965) and Cabrera (1976) should be consulted, where illustrations of each of the species are available.

The two known members of the genus are endemic to restricted areas in the states of Amazonas and Cajamarca in northern Peru.

The following two species are recognized in the genus:

*Ascidogyne sanchezvegae* Cabrera, Peru.

*Ascidogyne wurdackii* Cuatrec., Peru.

#### 49. *Cavalcantia*

*Cavalcantia* R. King & H. Robinson, Phytologia 47: 113. 1980. TYPE: *Ageratum glomeratum* G. Barroso & R. King.

Erect annual or short-lived perennial *herbs*, with few branches. *Stems* terete, striated, puberulous. Lower *leaves* opposite, becoming alternate above, narrowly petiolate; blades ovate to deltoid, margin distinctly shallowly lobed, tip strongly acuminate. *Inflorescence* strongly divaricately cymose or aggregated in glomerules; heads short-pedicellate or sessile. *Involucral bracts* 8–10, eximbricate, in 2 series, subequal to equal, persistent, narrowly obovate to ovate with rounded fimbriate apices; receptacle flat or conical, glabrous. *Florets* ca. 6–30 in a head; corollas white; basal tube short, broad below and constricted above, densely pubescent; limb funnellform, with few to many sclerids along veins of throat, cells of throat elongate with sinuous lateral walls; lobes triangular, as long as wide, papillose on inner surface, without sclerified shield distally on outer surface; lower part of filament short, somewhat replicate; anther collar slightly enlarged below, cells with distinct transverse annular thickenings on walls which obscure cell limits; anther appendage bluntly triangular, as long as wide; style base not enlarged, glabrous; style branches filiform, densely papillose. *Achenes* prismatic, 5-ribbed, glabrous; carpopodium small, annuliform to very shortly cylindrical, cells small, subquadrate, in ca. 3–4 series, with walls thickened, with zone of small, soft, thin-walled cells above carpopodium sometimes protruding; pappus lacking. *Pollen grains* ca. 18  $\mu$ m in diameter. Plate 49.

*Cavalcantia* is one of three genera described during the present series of studies that is endemic to the isolated savanna areas in the interior of Brazil in southern Pará, along the southern fringe of the Amazon Basin, the other genera being *Monogereion* and *Parapiqueria* of the Ayaninae. *Cavalcantia* is the only one of the three known from more than a single species and known from more than one such area. The two areas, the Serra dos Carajás and the Serra do Cachimbo are separated from each other by nearly 500 kilometers. The genus is known from only two collections, one of each of the two species. Neither of the specimens is well preserved, and only one has leaves present.

*Cavalcantia* is evidently related to *Ageratum*, and the type species was originally described as an *Ageratum* (Barroso & King, 1971) on the basis of a broader interpretation of that genus. The most superficially useful distinction of *Cavalcantia*, the broad round-tipped somewhat Piquerian involucral bract, was noted by the original authors of the type species. The bracts of *Ageratum* are always lanceolate and narrowly pointed. Additional distinctions of *Cavalcantia* are the small symmetrical carpopodia with small quadrate, thick-walled cells, the dense pubescence on the basal tube of the corolla, the lack of any apical shield of thicker-walled cells on the outer surface of the corolla

lobes, and a tendency for internal sclereids along the veins and in the lobes of the corollas. In both species of *Cavalcantia*, there is a zone of small, somewhat colored, thinner-walled cells above the carpopodium that appear expanded in one observed achene. This zone is possibly elaiosomal in nature. Such a zone is not present in *Ageratum*. In the species of *Cavalcantia* in which leaves are present, there is a shallow lobing and an abrupt acuminate tip unlike anything seen in *Ageratum*. It is significant that one of the species of *Cavalcantia* does not have a conical receptacle, perhaps only a reflection of the few flowers in its heads. Nevertheless, a conical receptacle is present consistently in all species of *Ageratum*.

The two species of *Cavalcantia* differ by a number of significant features including the number of flowers in the heads and the correlated shape of the receptacle. Elongate bare internodes in the inflorescence are evident in both species, but the branching in *C. percymosa* is divaricately cymose with a subracemose capitular arrangement, while the type species has more erect branching with extremely dense glomerules of heads. The two species differ in the form of bracts on the inflorescence and subtending the heads. The hairs on the basal tubes of the corollas are biseriate and gland-tipped in *C. percymosa*, but uniseriate and non-glandular in *C. glomerata*. One feature of *C.*



PLATE 49. *Cavalcantia glomerata* (G. Barroso & R. King) R. King & H. Robinson.—A. Habit,  $\times \frac{1}{2}$ .—B. Cluster of heads,  $\times 5$ .—C. Corolla,  $\times 15$ .—D. Achene with style,  $\times 15$ .

*percymosa* of unknown consistency is the short basal internode and immediate rebranching of the basal branches which gives the initial impression of a verticil of four branches. The distinctions are reviewed in more detail by King and Robinson (1980f).

The genus is named in honor of Paulo Cavalcante of the Museu Paraense Emilio Goeldi in Belem, Brazil, the

collector of the type species of *Cavalcantia* and of other endemic Eupatorieae of southern Pará.

The following two species are recognized in the genus:

*Cavalcantia glomerata* (G. Barroso & R. King) R. King & H. Robinson, Brazil.

*Cavalcantia percymosa* R. King & H. Robinson, Brazil.

## 50. *Teixeiranthus*

*Teixeiranthus* R. King & H. Robinson, *Phytologia* 47: 108. 1980. TYPE: *Isocarpha foliosa* Gardner.

Erect or decumbent, annual or short-lived perennial *herbs*, with few branches. *Stems* terete, hirsute to glabrescent. *Leaves* opposite, sessile; blades elliptical to linear, with glandular punctations beneath. *Inflorescence* a corymbose cyme, pedicels rather short. *Involucral bracts* ca. 10, eximbricate, in ca. 2 series, equal, persistent, elliptical to narrowly obovate, irregularly 3–4-costate, with expanded, violet, scarious, rounded, densely hirsute-fimbriate tips; receptacle conical, paleaceous; paleae oblanceolate with expanded, densely hirsute-fimbriate tips. *Florets* ca. 30 in a head; corollas pale reddish, cylindrical with extreme base campanulate, base fused directly to top of achene; cells of throat elongate with sinuous lateral walls; lobes ovate-triangular, slightly longer than wide, densely papillose on inner surface, smooth on outer surface; filaments inserted near base of corolla; anther collar with cells short-oblong below, longer above, with distinct transverse annular thickenings on walls; anther appendage broadly oblong, as wide as long to slightly wider than long; style base not enlarged, glabrous; style branches filiform, becoming slightly wider distally, densely and strongly papillose. *Achenes* prismatic to subfusiform, usually 5-ribbed, internal micropunctations distinctly in transverse bands, achene base narrow, slightly flexuous; carpodium lacking or obsolete; apex of achene without pappus or upper callus, constricted and directly confluent into corolla base, sometimes with poorly developed abscission zone. *Pollen grains* ca. 20–22  $\mu\text{m}$  in diameter. Plate 50.

*Teixeiranthus* can be immediately distinguished by the fusion of the bases of the corollas to the tops of the achenes. The apices of the achenes lack not only a pappus, but they lack any trace of a callus on which a pappus could be borne. Older achenes of the type species show traces of abraded corollas still attached, while the corolla bases in *T. pohlii* appear to have a slight line of dehiscence. Such confluence of the achene apex and corolla base is otherwise unknown in the Eupatorieae, but is seen in some other tribes such as some Ecliptinae of the Heliantheae (H. Robinson, 1981). In its details, the corolla base of *Teixeiranthus* is further distinguished by the constriction and campanulate shape at the point of fusion, and by the insertion of the anther filaments almost at the base. These characters are not approached in any of the other genera of the Ageratinae.

Actual relationship of *Teixeiranthus* is almost certainly with such genera as *Ageratum* and *Scherya*, both of which have species with paleae. In the latter, the involucral bracts have ornate tips as in *Teixeiranthus*, but receptacles are not conical, a pappus is well developed, and the tips of the involucral bracts and paleae are glabrous or partially glanduliferous rather than fimbriate. *Ageratum* has no ornamentation of the tips of the involucral bracts, and has no paleaceous species native in South America. Both of the genera mentioned have well-developed carpodia on the achenes.

Previous placement of the species of *Teixeiranthus* in

*Alomia* (J. Baker, 1876) reflects the traditional definition of the latter genus to include most Eupatorieae with an anther appendage but lacking a pappus. *Alomia* is now more narrowly defined and placed in the Alomiinae with *Brickellia* (King & Robinson, 1972w). The genus *Isocarpha*, in which the type species was originally placed, is a member of the Ayapaninae distinguished easily by its elongate receptacle. *Isocarpha megacephala* of Brazil does actually resemble *Teixeiranthus* in the form of the corolla and the presence of paleae, but it lacks the ornamentation of the bracts seen in *Teixeiranthus*. It should be noted that *I. megacephala* is anomalous in *Isocarpha* in the form of its corolla, and in the base of its style (Keil & Stuessy, 1981), and its position in that genus needs further study.

The two species of *Teixeiranthus* were collected from what seem to have been moist habitats or stream banks in northern Minas Gerais and southern Bahia in Brazil. There have been only a few collections seen, dating from the last century. There seem to have been no recent collections of either species. The distinctions of the species are briefly given by King and Robinson (1982a).

The genus is named in honor of Alcides Ribeiro Teixeira, who at the time of the study was Coordenador do Programa Flora CNPq in Brasilia.

The following two species are recognized in the genus:

*Teixeiranthus foliosus* (Gardner) R. King & H. Robinson, Brazil.

*Teixeiranthus pohlii* (Baker) R. King & H. Robinson, Brazil.




PLATE 50. *Teixiranthus foliosus* (Gardner) R. King & H. Robinson.—A. Habit,  $\times \frac{1}{2}$ , with separate enlarged leaf.—B. Head,  $\times 7$ , with separate involucre bract and palea.—C. Head without involucre showing peripheral flowers and paleae,  $\times 7$ .—D. Floret with achene,  $\times 15$ .—E. Floret with immature achene, outer surface,  $\times 20$ .—F. Floret in section showing anthers,  $\times 20$ .—G. Anther,  $\times 30$ .—H. Style,  $\times 20$ .

51. **Gardnerina**

*Gardnerina* R. King & H. Robinson, *Phytologia* 49: 2. 1981. TYPE: *Piqueria angustata* Gardner.

Annual or short-lived perennial *herbs*, erect from decumbent bases, moderately branched, with stems, leaves, pedicels, and involucre bracts bearing minute stipitate glands. *Stems* terete, striated. *Leaves* opposite



PLATE 51. *Gardnerina angustata* (Gardner) R. King & H. Robinson.—A. Habit,  $\times \frac{1}{2}$ .—B. Head,  $\times 5$ .—C. Corolla outer surface,  $\times 12$ .—D. Corolla inner surface with anthers,  $\times 12$ .—E. Anther,  $\times 25$ .—F. Style,  $\times 12$ .—G. Achenes,  $\times 9$ .—H. Leaf,  $\times \frac{1}{4}$ .



below, becoming alternate above, non-petiolate; blades membranaceous, ovate to rhomboid in general outline, margin repand-dentate to pinnatifid, base broadly cuneate, shortly and narrowly acuminate, trinervate from near base. *Inflorescence* a few-headed cyme, pedicels slender. *Involucral bracts* ca. 10–12, eximbricate, in ca. 2 series, equal to subequal, persistent, lanceolate, bicostate, apex narrowly acute; receptacle flat, glabrous. *Florets* 12–15 in a head; corollas white?, funnellform, with stipitate glands outside in lower part; cells of throat oblong with sinuous lateral walls, throat with short non-glandular hairs inside on and near bases of filaments; lobes shortly oblong to triangular, ca. 1.25–1.5 times as long as wide, inner surface densely papillose, outer surface smooth; anther collar cylindrical, composed of subquadrate to short-oblong cells with dense annular thickenings on walls; anther appendage short, ca. twice as wide as long, slightly bilobed; style base not or scarcely enlarged, glabrous; style branches broadly clavate or strap-shaped, flattened, rather fleshy, surface densely short-papillose, mamillate distally. *Achenes* subprismatic, 5-ribbed, glabrous; carpopodium distinct, symmetrical, subinflated, sometimes easily broken from achene, composed of subquadrate to rotund moderately sized cells mostly 25–35  $\mu\text{m}$  in diameter, in ca. 8 tiers, walls mostly rather moderately and evenly thickened; pappus lacking. *Pollen grains* ca. 21–23  $\mu\text{m}$  in diameter. Plate 51.

The single known species of *Gardnerina* is immediately distinguishable by the repand-dentate to pinnatifid leaves. Also distinctive are the greatly expanded style branches and the cover of minute stipitate glands on the leaves, stems, and inflorescence. Difficult to observe but generically significant are the non-glandular hairs on the inner surface of the corollas near the bases of the anther filaments.

Relationships of *Gardnerina* to other genera are nebulous. The two genera in which the type species has been placed in the past, *Piqueria* and *Alomia*, have both been redefined and are now recognized as small and discrete genera geographically restricted to areas outside of South America. *Gardnerina* does not seem particularly related to *Ageratum* or any of its close relatives having conical

receptacles. The appearance of the plant is no help in determining its relationship, since superficial resemblance is to members of the subtribe Adenostemmatinae rather than to any other genera of the Ageratinae.

*Gardnerina* is apparently known only from the type material which was collected from among limestone rocks in Goias, Brazil, near the Villa de Arrayas. The genus is named in honor of the collector of the type specimens, George Gardner, who collected and published extensively on the Asteraceae of Brazil during a period of a few years during the middle of the last century.

The following single species is recognized in the genus:

*Gardnerina angustata* (Gardner) R. King & H. Robinson, Brazil.

## 52. *Ellenbergia*

*Ellenbergia* Cuatrec., Proc. Biol. Soc. Wash. 77: 142. 1964. TYPE: *Ellenbergia glandulata* Cuatrec.

Erect annual *herbs*, unbranched. *Stems* terete, striated, puberulous. *Leaves* opposite, a few alternate above, short-petiolate; blades ovate to ovate-elliptical, membranaceous, base obtusely cuneate to subtruncate, margin crenate-dentate, apex acute. *Inflorescence* a lax panicle with subcymose branches; pedicels slender, bearing stipitate glands. *Involucral bracts* 8, eximbricate, in 2 series, subequal, persistent, oblong-elliptical to obovate-elliptical, with rounded tips; receptacle flat, foveolate, glabrous. *Florets* 10–12 in a head; corollas white?, with distinct constricted basal tube, bearing glandular punctations outside; throat broadly campanulate, with short-oblong cells on inner surface projecting as papillae, with somewhat sinuous lateral walls; lobes triangular-ovate, about as long as wide, densely papillose on inner surface and margin; lower part of filament short, densely pubescent; anther collar slender, cells mostly short-oblong, obscured by strong transverse annular thickenings on walls; anther appendage reduced to a small vestigial lobe on each theca; style base not enlarged, hirtellous; style branches shortly clavate, densely papillose. *Achenes* prismatic, 5-ribbed, setuliferous on ribs, narrowed and densely setuliferous above carpopodium, internal micropunctations rather dense; carpopodium distinct, nearly symmetrical, shortly cylindrical, cells mostly oblong, in 5–6 series, with slightly thickened densely porose walls; pappus of ca. 20 short, lanceolate squamellae, densely scabrid on margins, nearly smooth on outer surface. *Pollen grains* ca. 18  $\mu\text{m}$  in diameter. Plate 52.

The reduced habit, the shape of the corolla, and the vestigial anther appendage all indicate that *Ellenbergia* is closely related to a series of genera including *Ferreyrella*,

*Guevaria*, *Piqueriopsis*, and *Piqueriella*. The generic group is evidently centered in the Andes of South America, with only the latter two genera outside of that area. *Ellenbergia*



PLATE 52. *Ellenbergia glandulata* Cuatrec.—A. Habit,  $\times \frac{3}{5}$ .—B. Head,  $\times 16$ .—C. Corolla showing anthers,  $\times 23$ .—D. Style,  $\times 23$ .—E. Achene,  $\times 23$ .

is distinct from all other members of the group by having a pappus, by having hairs on the base of the style, and by having the lower part of the anther filaments densely pubescent. Each of the three characters is of considerable significance.

*Ellenbergia*, as the only pappose member of a group of genera, provides the only insight into the form of pappus that is potential within the group. It is notable that the one example has approximately twenty segments. Such a form is rather anomalous in the subtribe, being found otherwise only in the *Stevia* relationship. Most other genera of the subtribe show a pappus reduced to five or less segments or totally fused. It is not believed that such reduced forms could have given rise to the type of pappus seen in *Ellenbergia*, which might indicate that the whole group of genera belongs to a separate reduction series.

Pubescent style bases are very rare in the Ageratinae, being found elsewhere in only some *Stevia* species. The only other member of the Eupatorieae as small as *Ellenbergia* having an ornate style base is *Parapiqueria* of Brazil, but that genus shows unmistakable evidence of membership in the subtribe Ayapaninae.

The hairs on the lower part of the anther filament in

*Ellenbergia* might suggest close relationship to *Gardnerina* of Brazil in which some hairs occur. The hairs would be the only basis for assuming such a relationship, however, and the possibility is rejected by the present authors. The genera are placed together in the treatment for other reasons.

Cuatrecasas (1964) mentions in his description that the segments of the pappus are united at the base into a cupular piece easily separable from the achene. Examination of material indicates that the degree of separation from the achene is not significant. The fact that Chung (1967) redescribed the single species as a member of the genus *Piqueria* is inexplicable since he acknowledged the presence of a pappus.

Both known collections of *Ellenbergia* are from Machupicchu, in the Province of Urubamba in the Department of Cuzco, Peru. The genus is named in honor of the collector of the Cuatrecasas type material, Heinz Ellenberg of Utrecht, an ecologist who has collected extensively in the Andes.

The following single species is recognized in the genus:

*Ellenbergia glandulata* Cuatrec., Peru.

### 53. *Guevaria*

*Guevaria* R. King & H. Robinson, *Phytologia* 29: 259. 1974. TYPE: *Piqueria sodiroi* Hieron. in Sodiro.

Small perennial *herbs*, decumbent or erect with decumbent bases, with few to many branches. *Stems* terete, striated, puberulous to hirtellous. *Leaves* opposite, mostly to completely alternate in *G. vargasii*, with narrow petioles; blades ovate, trinervate, margin crenulate to serrulate, surfaces pilosulous, often glandular-punctate below. *Inflorescence* laxly paniculate with cymose branches; pedicels slender. *Involucral bracts* 10–20, eximbricate, in 2–3 series, subequal, persistent, oblong with rounded tips; receptacle conical, glabrous. *Florets* 15–40 in a head; corollas white, with distinct constricted basal tube bearing many hairs; throat shortly and broadly campanulate, cells short-oblong with sinuous lateral walls, produced at upper ends as mamillae; lobes triangular-ovate, 1–2 times as long as wide, densely papillose on inner surface and margins, with short hairs and glands on outer surface; anther collar only slightly expanded, cells mostly subquadrate, with prominent transverse annular thickenings on walls; anther appendage vestigial; style base not enlarged, glabrous; style branches broadly linear, densely long-papillose. *Achenes* prismatic, obovate, 5-ribbed, glabrous; carpodium cylindrical, asymmetrical above with a sinuous vascular trace, cells elongate, in 2–5 series, with firm scarcely thickened walls; pappus lacking. *Pollen grains* ca. 16–18  $\mu\text{m}$  in diameter. Plate 53.

*Guevaria* has the reduced habit, lack of pappus, vestigial anther appendage, and corolla structure that indicate relationship to *Ferreyrella*, *Ellenbergia*, *Piqueriopsis*, and *Piqueriella*. *Guevaria* differs from the others most obviously by the decumbent perennating habit, and it appears to occupy habitats not available to the related mostly annual genera. The conical receptacle is also rather distinctive. The only other genus of the immediate group with the receptacle conical is the paleaceous *Ferreyrella*. The numerous, mostly non-glandular hairs on the basal tube of the corolla further distinguish *Guevaria* from *Piqueriella* of eastern Brazil.

The type species of *Guevaria* was one of the South

American elements, along with *Phalacraea* and *Ophryosporus*, that was treated as *Piqueria* by B. Robinson (1906). The present concept of *Piqueria* is restricted to species with 3–5 involucral bracts and an equal number of flowers, occurring in Mexico, Central America, and the West Indies. *Ophryosporus* belongs to another subtribe, the Critoniinae, and *Phalacraea* has flat receptacles, a generally larger size, and pointed involucral bracts.

*Guevaria* is the only member of its immediate group that has been examined cytologically. Ten populations representing two species, indicate a consistent  $x = 10$  (R. King et al., 1976).

The three species from southern Ecuador and northern



PLATE 53. *Guevaria sodiroi* (Hieron. in Sodiro) R. King & H. Robinson. — A. Habit,  $\times \frac{3}{8}$ . — B. Head,  $\times 15$ . — C. Floret showing anthers,  $\times 30$ . — D. Style,  $\times 30$ .

Peru form a closely related group distinguished by minor variations of habit and pubescence. The fourth species, *G. Vargasii*, from the Department of Apurimac in southern Peru, is known from only the type which lacks a base. The distinctions of the species are discussed by King and Robinson (1974p).

The genus is named for Alvaro E. Guevara of Austin, Texas, a participant in trips to collect Asteraceae in Ecuador, Colombia, Costa Rica, and Guatemala.

The following four species are recognized in the genus:

- Guevaria alvaroi* R. King & H. Robinson, Ecuador.
- Guevaria loxensis* (S. F. Blake & Steyererm.) R. King & H. Robinson, Ecuador.
- Guevaria sodiroi* (Hieron. in Sodiro) R. King & H. Robinson, Ecuador.
- Guevaria Vargasii* (Chung) R. King & H. Robinson, Peru.

#### 54. *Ferreyrella*

*Ferreyrella* S. F. Blake, J. Wash. Acad. Sci. 47: 407. 1958. TYPE: *Ferreyrella peruviana* S. F. Blake.

Small, erect, annual *herbs*, unbranched below the inflorescence. *Stems* terete, striated. *Leaves* opposite below, alternate above, short-petiolate or sessile; blades ovate to broadly elliptical, usually cuneate at base, margins coarsely to finely serrate. *Inflorescence* a diffuse corymbose cyme; pedicels slender. *Involucral bracts* ca. 15–25, eximbricate, in 2 series, subequal to equal, persistent, ovate to broadly oblanceolate, with rounded tips, pubescent; receptacle conical, paleaceous; paleae ovate to oblong. *Florets* ca. 30 in a head; corollas white, with short constricted basal tube bearing glandular or non-glandular hairs; throat shortly and broadly campanulate, cells broadly oblong with somewhat sinuous lateral walls, with upper ends slightly to distinctly bulging as mamillae; lobes triangular-ovate, usually as long as wide (outer lobes of peripheral flowers more enlarged in *F. peruviana*), densely short-papillose on inner surface and margin; lower part of filament glabrous; anther collar rather short, few cells subquadrate below, more oblong above, with dense annular thickenings on walls; anther appendage very small and broader than long, or lacking; style base not enlarged, glabrous; style branches rather short-clavate at tips, densely short-papillose, papillae larger and less dense below clavate tip. *Achenes* prismatic, 5-ribbed, glabrous, with dense minute internal punctations; carpodium distinct, rather symmetrical, short-cylindrical, cells oblong in 3–4 series, thick-walled; pappus lacking. *Pollen grains* ca. 18  $\mu\text{m}$  in diameter. Plate 54.

*Ferreyrella* was one of the first to be described of the considerable number of genera of extremely reduced form in the Eupatorieae, and was the first described of a small related group including *Ellenbergia*, *Piqueriopsis*, *Piqueriella*, and *Guevaria* in the Ageratinae. All genera of the group have a pappus reduced or lacking, an anther collar small or absent, and corollas with broadly campanulate throats. *Ferreyrella* of Peru and *Piqueriopsis* of Mexico are of such reduced nature as to suggest an ephemeral habit, while only *Guevaria* in the series seems to be perennial. *Ferreyrella* is unique in the series by its paleaceous receptacle, and differs from all but *Guevaria* by having the receptacle conical. The genus is also the only one of the immediate group showing any asymmetry of the corolla lobes.

The presence of paleae in *Ferreyrella* is considered an elaboration in what is in most other ways a greatly reduced plant. Such paleae closely resemble the involucral bracts, and seem to relate to them developmentally more than to paleae in other genera of the Ageratinae such as *Ageratum* and *Acritopappus*. Another of the extremely reduced Eupatorieae, *Parapiqueria*, shows similar paleae, but the latter genus is not closely related, being a member of the Ayapaninae.

The enlargement of the outer lobes of the peripheral

corollas in the type species of *Ferreyrella* were noted by Blake (1958), and considered as suggestive of those of *Microspermum*. Blake was correct in rejecting an immediate relationship between the two genera which belong to groups in the Ageratinae with different basic chromosome numbers, but he was incorrect in considering the two genera tribally distinct. Actually, irregular corollas occur in yet other members of the Eupatorieae, especially in the Praxelinae.

Two species are presently known in *Ferreyrella* occurring in the closely adjacent Departments of La Libertad, and Cajamarca in northern Peru. The distinctions of the species are discussed by King and Robinson. (1973a). In spite of great superficial similarity between the species, there are significant differences in corolla symmetry and anther appendage development.

The genus was named by Blake in honor of Ramon Alejandro Ferreyra Huerta, Peruvian botanist at the Herbario San Marcos of the Museo de Historia Natural in Lima.

The following two species are recognized in the genus:

- Ferreyrella Cuatrecasii* R. King & H. Robinson, Peru.
- Ferreyrella peruviana* S. F. Blake, Peru.



PLATE 54. *Ferreyrella peruviana* S. F. Blake.—A. Habit,  $\times 1\frac{1}{3}$ .—B. Head,  $\times 6$ .—C, D. Corollas showing anthers,  $\times 20$ .—E. Style,  $\times 20$ .—F. Achene,  $\times 20$ .



JACK R. SARKCEBER  
10/1974

PLATE 55. *Piqueriella brasiliensis* R. King & H. Robinson. — A. Habit,  $\times \frac{1}{2}$ . — B. Head,  $\times 15$ . — C. Floret showing anthers,  $\times 30$ . — D. Style,  $\times 30$ .

55. *Piqueriella*

*Piqueriella* R. King & H. Robinson, *Phytologia* 29: 264. 1974. TYPE: *Piqueriella brasiliensis* R. King & H. Robinson.

Small, annual or short-lived perennial *herbs* from erect bases, with few branches. *Stems* terete, striated. *Leaves* usually opposite, narrowly petiolate; blades ovate, thin, trinervate from or near base, base broadly cuneate, margin with many large teeth, apex shortly and narrowly acuminate, sparsely glanduliferous below. *Inflorescence* a lax cyme, branches with stipitate glands; pedicels slender, moderately long, puberulous. *Involucral bracts* ca. 6, eximbricate, in 2 series, equal, persistent, broadly oblong, subtruncate, 3–5-denticulate; receptacle slightly convex, glabrous. *Florets* ca. 8 in a head; corollas white?, with distinct constricted basal tube, glabrous on outer surface; throat broadly and shortly campanulate, cells short-oblong with sinuous lateral walls, with upper ends projecting slightly on inner surface as mamillae; lobes triangular-ovate, longer than wide, densely papillose in inner surface and margins; anther collar rather short, stout, cells usually short, with strong transverse annular thickenings on walls; anther appendage small but distinct, very short and broad, with slightly recurved apical margin; style base not enlarged, glabrous; style branches short and subclavate, with dense long papillae. *Achenes* prismatic, 5-ribbed, glabrous; carpodium strongly asymmetric in placement, with very narrow constriction at attachment to achene, rather annuliform, cells usually elongate, in 2–3 series, with slightly thickened walls; pappus lacking. *Pollen grains* ca. 16–18  $\mu\text{m}$  in diameter. Plate 55.

The name *Piqueriella* is a diminutive of *Piqueria* after which the former is named. The latter genus, *Piqueria*, is also a member of the subtribe Ageratinae, and was once interpreted widely to include all Eupatorieae such as *Piqueriella* that lack a pappus and have a vestigial anther appendage. At present, *Piqueria* is interpreted narrowly to include Mexican, Central American, and West Indian species with 3–5 involucral bracts and an equal number of flowers, papillose anther filaments, and chromosome base numbers of  $x = 11$ –12. *Piqueriella* lacks these and other specialized characters of *Piqueria*, and the details of its corolla indicate actual relationship is to the series of genera, *Ellenbergia*, *Ferreyrella*, *Guevaria*, and *Piqueriopsis*. On the basis of *Guevaria*, the series seems to have a chromosome base number of  $x = 10$ .

*Piqueriella* is unique in its immediate group of related

genera by the glabrous basal tube of its corolla. It also differs from the other fully epappose members of the group in South America by the non-conical non-paleaceous receptacles. The asymmetrically placed, narrowly attached carpodium is distinctive, but is similar to *Ferreyrella* in the shape of its cells.

Within the immediate related group of genera, *Piqueriella* is actually most notable for its geographical distribution. Most of the generic group is centered in the Andes with one other genus, *Piqueriopsis*, in Mexico. The location of *Piqueriella* in Ceará, in eastern Brazil, is actually farther from the Andean center of the group than the area in Mexico where *Piqueriopsis* occurs.

The following single species is recognized in the genus:

*Piqueriella brasiliensis* R. King & H. Robinson, Brazil.

56. *Piqueriopsis*

*Piqueriopsis* R. King, *Brittonia* 17: 352. 1965. TYPE: *Piqueriopsis michoacana* R. King.

Small, ephemeral, erect *herbs*, forming sparingly branched inflorescence above, unbranched below. *Stems* terete, striated. *Leaves* opposite, narrowly petiolate; blades ovate to elliptic-rhomboid, margin crenulate to undulate. *Inflorescence* a small panicle with few-headed cymose branches; pedicels slender, of moderate length. *Involucral bracts* (4–)5–6, eximbricate, in ca. 2 series, equal to subequal, persistent; obovate to oblanceolate, with mostly obtuse apices; receptacle convex, glabrous. *Florets* 3–7 in a head; corollas white, with distinct constricted short basal tube, bearing numerous stout non-glandular hairs near base; throat short and widely funnelform from subcampanulate base, cells broadly oblong with slightly sinuous lateral walls, upper ends of cells sometimes slightly bulging on inner surface as mamillae; lobes four, triangular-ovate, ca. 1.5 times as long as wide, strongly mamillose on inner surface, glabrous on outer surface; anther collar stout, cells obscured by dense transverse annular thickenings on walls; apex of anther retuse with appendage completely absent; style base slightly enlarged with rather large firm-walled cells, glabrous; style appendage short, not or slightly clavate, with mamillose surface. *Achenes* prismatic, 8–10-ribbed, glabrous, wall with





PLATE 56. *Piqueriopsis michoacana* R. King.—A. Habit,  $\times 4\frac{1}{2}$ .—B. Head,  $\times 28$ .—C. Corolla showing anthers,  $\times 45$ .—D. Achene with style,  $\times 45$ .

dense minute internal punctations; carpodium rather symmetrical, forming a somewhat flaring annulus, cells elongate, in 2–3 series, with outer walls greatly thickened; pappus lacking. *Pollen grains* ca.  $16\ \mu\text{m}$  in diameter. Plate 56.

The genus *Piqueriopsis* of Mexico is named after the genus *Piqueria* of Mexico, Central America, and the West Indies, which it resembles in the lack of a pappus and the reduction of its anther appendage. *Piqueriopsis* is extremely reduced in size, and has details of the corolla indicating closest relationship to *Ferreyrella*, *Ellenbergia*, *Guevaria*, and *Piqueriella*, all of South America. *Piqueriopsis* is distinct from all its immediate relatives, and from *Piqueria* as well, by its 8–10-ribbed achenes and 4-lobed-4-anthered corollas. The minute size and evident ephemeral habit of *Piqueriopsis* are most closely matched among its relatives by *Ferreyrella*, but the latter differs in its conical and paleaceous receptacle.

The original description of *Piqueriopsis* was previous to the refinement of the concept of *Piqueria*, but was necessitated by the anomalous combination of characters used at that time to artificially distinguish the traditional subtribes. The reduced anther appendages were supposed

to be characteristic of the Piqueriinae, while the many-ribbed achenes were a key character of the Kuhninae (B. Robinson, 1913a). A position near *Piqueria* was nevertheless assumed by R. King (1965). The subsequent refinement in the concept of *Piqueria* has led to the present view that the two genera belong to two basically different generic groups within the subtribe Ageratinae.

The single species of *Piqueriopsis* is known only from the type series from the state of Michoacan in Mexico. It represents an isolated occurrence in Mexico of what seems to be mostly a South American group. Explanation of such an occurrence may eventually be clarified if further relatives of these rarely collected minute and ephemeral plants are found elsewhere in tropical America.

The following single species is recognized in the genus:

*Piqueriopsis michoacana* R. King, Mexico.

### 57. *Piqueria*

*Piqueria* Cav., Icon. 3: 18. 1794. TYPE: *Piqueria trinervia* Cav.

Erect, annual to perennial *herbs* or *subshrubs*, sparsely branched. *Stems* terete to slightly quadrangular, sometimes with decurrent lines of pubescence. *Leaves* mostly opposite, short-petiolate to sessile; blades ovate to lanceolate, trinervate from base, margins serrulate to serrate. *Inflorescence* laxly paniculate with laxly to densely subcymose branches; pedicels short to moderately long. *Involucral bracts* 3–5, eximbricate, in one series, equal, persistent, with obtuse to apiculate apices; receptacle flat, glabrous. *Florets* 3–5 in a head, same number as involucral bracts; corollas white to slightly lavender, with short, narrow, densely pubescent basal tube; throat short-campanulate, cells oblong with somewhat to strongly sinuous lateral walls, nearly smooth on inner surface or projecting as hair-like papillae, especially in lower part of throat; lobes triangular to oblong, 1.5–3 times as long as wide, densely papillose on inner surface, slightly papillose on margins and tip outside; filaments of anthers with small to large papillae on lower part; anther collar broad, cells subquadrate below, longer above, with strong transverse annular thickenings on walls; anther appendages vestigial or lacking; style base not enlarged, glabrous; style branches with slightly to strongly clavate tip, with dense long papillosity on narrower parts, becoming nearly smooth on tips. *Achenes* prismatic, 5-ribbed, glabrous, with sparse minute internal punctations in carbonized layer between ribs, densely punctate on ribs; carpodium usually asymmetrical and large, with strongly sinuous vascular trace and large oblong cells, in ca. 8 series on more expanded surface (carpodium symmetrical forming small ring with 3–5 rows of small quadrate cells in *P. serrata* and *P. hintonii*); pappus lacking. *Pollen grains* ca. 18  $\mu\text{m}$  in diameter. Plate 57.

The traditional delimitation of *Piqueria* included most members of the Eupatorieae in which both the pappus and the anther appendage are essentially lacking. As such the genus was highly artificial, taking in various elements such as *Phalacraea* and *Guevaria* from South America which are now placed elsewhere in the Ageratinae, part of *Ophryosporus* also of South America, now placed in the Critoniinae, and *Erythradenia* of Mexico, which belongs in the Hebecliniinae. Many additional species that have been misplaced in *Piqueria* for various reasons in the past can be found in the nomenclator that accompanies this generic review. *Piqueria* was, furthermore, the type genus of a subtribe Piqueriinae, defined by the reduced anther appendage, a character even more erratically dis-

tributed in the tribe. Nevertheless, both the generic and subtribal names find actual or potential application for natural elements of the tribe as presently defined.

The limits of *Piqueria* as defined here, conform closely to the subgenus *Eupiqueria* as delimited by B. Robinson (1906). The heads have three to five equal eximbricate involucral bracts and an equal number of flowers. In addition, the lower part of the anther filament is papillose or pubescent in all species, and the walls of the achene have the internal minute punctations in a unique sparse pattern. The chromosome number has been reported as usually  $x = 12$  (R. King et al., 1976).

Both the organization of the head in *Piqueria*, with its few bracts and matching number of flowers, and the ten-



PLATE 57. *Piqueria trinervia* Cav.—A. Habit,  $\times \frac{1}{4}$ .—B. Base of plant,  $\times \frac{1}{4}$ .—C. Head,  $\times 5$ .—D. Corolla showing anthers,  $\times 13$ .—E. Achene with style,  $\times 13$ .

dency for hair-like papillae inside the throat of the corolla, suggest relationship to genera such as *Stevia*, and some early literature did place material of *Piqueria* in the latter genus. *Stevia* is, in turn, related to a series of genera, all of which were known have basic chromosome numbers of  $x = 11$  or  $12$ . This group, which includes *Piqueria*, *Stevia*, and all those members of the Ageratinae that follow in this treatment, seems natural, and could be recognized as a separate subtribe Piqueriinae. *Piqueria* remains thoroughly distinct in the generic group by its lack of anther appendage and by its unique sparse pattern of punctations in the achene wall.

As presently recognized, *Piqueria* contains seven species mostly confined to Mexico. One species, *P. trinervia*, extends its range through Central America and into the West Indies. A key to most species is provided by B. Robinson

(1906) under his subgenus *Eupiqueria*. Distinctions of *P. serrata* and *P. hintonii*, the two species with small symmetrical rather than strongly asymmetrical carpopodia, are given by R. King (1967b).

*Piqueria* was named by Cavanilles in honor of Andrés Piquer of Spain, known for work in both medicine and philosophy.

The following seven species are recognized in the genus:

- Piqueria hintonii* R. King, Mexico.
- Piqueria laxiflora* B. Robinson & Seaton, Mexico.
- Piqueria pilosa* H.B.K., Mexico.
- Piqueria pringlei* B. Robinson & Seaton, Mexico.
- Piqueria serrata* A. Gray, Mexico.
- Piqueria triflora* Hemsley in Godman & Salvin, Mexico.
- Piqueria trinervia* Cav., Mexico, Central America, West Indies.

## 58. *Stevia*

*Stevia* Cav., Icon. 4: 32. 1797. LECTOTYPE: *Stevia serrata* Cav.

*Mustelia* Sprengel, Bot. Gart. Halle 1: 28. 1801. TYPE: *Mustelia eupatoria* Sprengel [= *Stevia eupatoria* (Sprengel) Willd.].

*Nothites* Cass., Dict. Sci. Nat. 35: 163. 1825. TYPE: *Nothites latifolia* Cass. [= *Stevia melissaefolia* (Lam.) Schultz-Bip.].

*Xetoligus* Raf., New Fl. 4: 74. 1838. TYPE: *Stevia salicifolia* Cav.

Mostly erect, annual or perennial *herbs* or *shrubs*, sparingly to densely branched. *Stems* terete to slightly hexagonal, slightly striated, glabrous to variously pubescent. *Leaves* opposite or in some species alternate, sessile to distinctly petiolate; blades linear to orbicular, margins entire to serrate or dentate, rarely deeply lobed, surface usually puberulous, sometimes stipitate-glandular, usually glandular-punctate. *Inflorescence* diffuse with few long-pedicellate heads, or dense in corymbose clusters on tips of branches. *Involucre* cylindrical, rarely funnelform, narrow at base; involucre bracts 5, eximbricate, in 1 series, equal to subequal, linear to elliptical, easily torn from receptacle; receptacle flat to slightly convex, glabrous. *Florets* 5 in a head; corollas white or lavender to purple, basal and distal parts sometimes of different color, narrowly funnelform below lobes or with somewhat expanded throat, usually with hairs or glands on outer surface; with erect hairs on inner surface of throat, cells of throat elongate with sinuous lateral walls; lobes usually less than 2 mm long, unequal and zygomorphic in series *Podocephalae*, radially symmetrical in others, longest lobes shorter than throat and tube, lobes triangular or oblong-ovate, densely papillose on inner surface, smooth on outer surface; anther collar cylindrical or broadened below, cells subquadrate to short-oblong below, with variable annular thickenings on walls; anther appendage mostly obovate, with a prominently crenulate distal margin; style base often slightly enlarged, glabrous or in a few species papillose; style branches filiform, densely long-papillose. *Achenes* narrowly fusiform to narrowly prismatic, with mostly straight sides, strongly 5-ribbed, faces concave, with few to many glands or setulae; carpopodium distinct, short, slightly asymmetrical, cells small, subquadrate to short-oblong, in 2-5 series, with scarcely projecting upper rim; pappus with at least a crown of free or united scales, often with 1-30 bristle-like awns, 1 or 2 achenes in each head often with more reduced pappus. *Pollen grains* ca. 18-27  $\mu\text{m}$  in diameter. Plate 58.

The recognition of *Stevia serrata* as lectotype of the genus was established by King and Robinson (1969c). The typification is considered to have been accomplished when Rafinesque removed the other available species named by Cavanilles, *S. salicifolia*, to his new genus *Xetoligus*. Cabrera and Vittet (1963) cite *S. salicifolia* as type of the

genus, but their action is considerably antedated by that of Rafinesque (1838).

*Stevia* is one of the most distinctive genera of the Eupatorieae, and has been segregated with considerable precision in most systems of classification since the time of its original description. Only one unnatural element,



PLATE 58. *Stevia lucida* Lag.—A. Habit,  $\times \frac{1}{2}$ .—B. Head,  $\times 7$ .—C. Schematic cross-section of head,  $\times 14$ .—D. Corolla,  $\times 12$ .—E. Upper section of floret, inside view,  $\times 30$ .—F. Anther appendages,  $\times 50$ .—G. Achene,  $\times 12$ .

*Cronquistia*, has required removal from the genus during the present series of studies. Only one genus, *Metastevia*, shows intimate relationship with *Stevia*, and presents any question of delimitation between the genera. The distinc-

tions of *Cronquistia* and *Metastevia* are reviewed under those genera, but it is significant that neither shows the stable number of five flowers in a head seen in *Stevia*.

All species of *Stevia* have heads with five flowers. Sug-

gestions of exceptions in the literature were shown to be erroneous by B. Robinson (1930*d*). All species of *Stevia* also have dense pubescence on the inner surface of the corolla throat, and a distinctive obovate to elliptical anther appendage with a crenulate distal margin. The distinctive anther appendage and pubescence inside the corolla were both noted by Cassini (1820*c*) in his description of the tribe.

The genus shows a remarkable uniformity of basic floral structure considering the large number of species. It seems significant that many of the species seem to show similar characters repeated in different combinations, and a reticulating evolution seems likely. Hybridization is cited between various species in the thesis by Grashoff (1972), and apomixis is found in many species in association with modified forms of pollen. Four different pollen states have been demonstrated by King and Robinson (1967) in two species, and different chromosome races seem to be present in these and other species. Some fertile populations seem to occur in most if not all of the species that are commonly apomictic.

Though the variations in the pollen are not taxonomically useful, the modified pollen forms seem to be restricted to the Mexican and Central American species and some populations of those species that occur in South America. Modified pollen forms have not been noticed in strictly South American elements of the genus.

Variations of pappus between awn-like and squamose segments have long been regarded as taxonomically useful in *Stevia*. However, further significant variations of pappus form within each head have been studied by B. Robinson (1930*d*), and often prove stable within a species. One or two of the achenes may have a comparatively vestigial pappus and these have been termed idiocarps, while the remaining achenes have been termed adelphocarps. In their positions, the idiocarps follow a two-fifths phyllotactic sequence in the head like that of the subtending involucre bracts. Only in a few species of *Stevia* do idiocarps completely lack a pappus. In *Stevia*, at least some achenes of each head have a distinct pappus.

Some taxonomic subgroups have been recognized in *Stevia*. The North American subdivisions are summarized by B. Robinson (1930*g*) with two sections, *Podocephalae* Schultz-Bip., with laxly disposed long-pedicellate heads, and *Corymbosae* Schultz-Bip., with heads in dense corymbose clusters. The *Corymbosae* were divided into subseries *Fruticosae* and *Herbaceae* on the basis of woodiness. In his unpublished thesis on the species of Mexico and Central America, Grashoff (1972) recognized the three groups all at sectional level, *Podocephalae*, *Corymbosae*, and *Fruticosae*. The *Corymbosae* with the herbaceous species, contained the type of the genus, *Stevia serrata*. Among the members of the genus occurring in Peru and southward, there is a tendency for achenes to have a pappus with ten or more awns. For such species, J. Baker (1876) in his Brazilian treatment established a group *Mul-*

*tiaristatae* which was recognized by B. Robinson (1932*b*) in his Peruvian treatment at sectional level. Baker also recognized two other more artificial categories that were not perpetuated, *Palaeco-aristatae* having 0–4 awns in the pappus, and *Pauci-aristatae* having 4–10 awns in the pappus. The division of the non-multiaristate species in Peru by B. Robinson was scarcely less artificial. The section *Eustevia* had the pappus of the adelphocarps with short subequal squamellae or with some awns nearly as long as the corolla. The section *Breviaristatae* had the pappus unequal with the longest segments only up to half the corolla length. Though it seems significant because of its geographical restriction, the multiaristate condition seems erratically distributed among species within the area where it occurs. Multiaristate achenes are found in species with lax and diffuse inflorescences as well as those with heads in dense corymbs, and even in a Bolivian species, *S. samaipatenensis*, that is habitually very similar to the generic type, *S. serrata*.

*Stevia* has been studied extensively cytologically and according to Grashoff (Grashoff et al., 1972), the shrubby species all have a gametic chromosome number of  $n = 12$ ; herbaceous species with laxly paniculate arrangements of heads have  $n = 11$  with no aneuploidy; and herbaceous species with compact-corymbose arrangements of heads mostly have  $2n = 34$  univalents with considerable aneuploidy. As indicated in the cytological review of the tribe (R. King et al., 1976), the great variation and widespread apomixis in *Stevia* allows for interpretation of  $2n = 33$  and  $2n = 34$  as triploid derivatives of  $n = 11$ . There has been a tendency, however, to interpret the  $2n = 34$ , found in *Stevia* as a potential  $n = 17$  partly because of the common occurrence of  $n = 17$  elsewhere in the tribe. Grashoff et al. report *S. jorullensis* as having  $2n = 17_{II}$  and  $34$ , and *S. plummerae* variety *durangensis* as having  $2n = ca. 17_{II}$ , and he suggests that among the compact-corymbose herbaceous species the alternate-leaved species "may have numbers based on 11, 12, or 17 within the same species," while "the opposite-leaved species appear to be based on  $x = 17$  alone." Nevertheless, Grashoff does report the opposite-leaved species *S. origanoides* as having both 34 univalents and  $43 \pm 1$  univalents, and Keil and Stuessy (1975) have since reported *S. origanoides* as having  $n = 11$  and another opposite-leaved species *S. plummerae* variety *durangensis* as having  $n = 44$ . Such evidence, and the lack of a close relationship of *Stevia* to any of the genera with  $n = 17$ , indicates that the counts for the genus should be interpreted on the basis of the known  $n = 11$  and  $n = 12$  numbers that are common in the genus and in related genera.

*Stevia* is widely distributed from the southwestern United States southward through Mexico and Central America. It occurs in non-Amazonian South America southward to central Argentina. No species are native in the West Indies. The genus has been treated extensively in a series of separate papers by B. Robinson, with intro-

ductory material (1930*d*), the species of North America south to Panama (1930*g*), Colombia (1931*c*), Venezuela (1931*d*), Ecuador (1931*e*), Peru (1932*b*), Bolivia (1932*c*), Paraguay (1930*f*), and Argentina (1930*e*). The species north of South America have been reviewed more recently by Grashoff (1972) in an unpublished thesis, and a number of new species have been validated by Grashoff (1974). Cabrera (1978) has provided a useful treatment of the species in northern Argentina. There has been no significant survey of the Brazilian species since the inadequate treatment by J. Baker (1876).

The chemistry of *Stevia* is of more interest than that of most Eupatorieae. *Stevia rebaudiana* has been studied extensively as a source of a strong sweetener and possible sugar substitute, stevioside. The compound is a glycoside yielding on hydrolysis the kaurene diterpene steviol, glucose, and sophorose (Vis & Fletcher, 1957; Dominguez, 1977). Stevioside more recently has been studied as a potential contraceptive (Mazzei & Kuć, 1968).

An ambrosanolid has been reported from *Stevia rhombifolia* (= *S. ovata*) (Rios et al., 1967). Ambrosanolides are not otherwise known in the Eupatorieae, being restricted to more advanced tribes of the subfamily Asteraceae.

Reports of *Stevia*-type chemistry in the genus *Palafoxia* (Bohlmann & Zdero, 1975) has led to some speculation of a Eupatorian relationship for the latter genus (Turner and Powell, 1977). A sample achene from the material that was analyzed has been seen and proves to be a *Stevia* (Bohlmann et al., 1979*b*). There is not now any known structural or chemical basis for relating *Palafoxia* to *Stevia*, and the genus is presently regarded as a member of the subtribe Chaenactidinae in the Heliantheae (H. Robinson, 1981).

A review of the ethnobotany of many species of *Stevia* is provided by Soejarto et al. (1983).

Cavanilles dedicated his genus to the memory of "Petri Iacobi Stevii (vulgo Steve aut Esteve)," a noted medical practitioner and botany professor of Valencia, Spain.

The following 230 species are recognized in the genus:

*Stevia achalensis* Hieron., Argentina.  
*Stevia adenophora* Lagasca, Chile.  
*Stevia alatipes* B. Robinson, Mexico.  
*Stevia alpina* Griseb., Argentina.  
*Stevia alternifolia* Hieron., Brazil.  
*Stevia amambayensis* B. Robinson, Paraguay.  
*Stevia amblyolepis* (B. Robinson) B. Robinson, Mexico.  
*Stevia ammotropha* B. Robinson, Paraguay.  
*Stevia amplexicaulis* Hassler, Paraguay.  
*Stevia andina* B. Robinson, Ecuador, Peru.  
*Stevia anisostemma* Turcz., Peru.  
*Stevia apensis* B. Robinson, Paraguay.  
*Stevia aristata* D. Don ex Hook. & Arn., Argentina, Paraguay, Uruguay.  
*Stevia aschenborniana* Schultz-Bip. ex Klotzsch, Mexico.  
*Stevia balansae* Hieron., Paraguay.

*Stevia bangii* Rusby, Bolivia.  
*Stevia beckii* R. King & H. Robinson, Bolivia.  
*Stevia benderi* Perkins, Bolivia.  
*Stevia berlandieri* A. Gray, Mexico.  
*Stevia bermejensis* Hieron. in Urban, Bolivia.  
*Stevia bertholdii* B. Robinson, Ecuador.  
*Stevia boliviensis* Schultz-Bip. ex Rusby, Bolivia.  
*Stevia breviaristata* Hook. & Arn., Argentina, Bolivia.  
*Stevia breviflora* (Cass.) Schultz-Bip., Brazil.  
*Stevia bridgesii* Rusby, Bolivia.  
*Stevia brunetii* Hieron., Brazil.  
*Stevia burkartii* B. Robinson, Argentina.  
*Stevia cajabambensis* Hieron. in Urban, Peru.  
*Stevia calderillensis* Hieron. in Urban, Bolivia.  
*Stevia camachensis* Hieron. in Urban, Bolivia.  
*Stevia camporum* Baker, Brazil.  
*Stevia caracasana* DC., Mexico, Central America, Colombia, Venezuela.  
*Stevia carapariensis* Cabrera & Vittet, Argentina.  
*Stevia cardiatica* Perkins, Bolivia.  
*Stevia catharinensis* Cabrera in Cabrera & Vittet, Brazil.  
*Stevia cathartica* Poeppig & Endl., Peru.  
*Stevia centinelae* Cabrera, Argentina.  
*Stevia chacoensis* R. E. Fries, Bolivia.  
*Stevia chamaedrys* Griseb., Argentina, Bolivia.  
*Stevia chiapensis* Grashoff, Mexico.  
*Stevia cinerascens* Schultz-Bip. ex Baker, Brazil.  
*Stevia clauseni* Schultz-Bip. ex Baker, Brazil.  
*Stevia clinopodioides* Greenman, Mexico.  
*Stevia clivicola* B. Robinson, Bolivia.  
*Stevia cochabambensis* Hieron., Bolivia.  
*Stevia collina* Gardner, Brazil.  
*Stevia commixta* B. Robinson, Brazil.  
*Stevia connata* Lagasca, Mexico.  
*Stevia copiosa* J. Koster, Bolivia.  
*Stevia cordifolia* Benth., Mexico.  
*Stevia crassicephala* Cabrera, Argentina.  
*Stevia crenata* Benth., Mexico.  
*Stevia crenulata* Baker, Brazil.  
*Stevia cruziana* Malme, Brazil.  
*Stevia cruzii* Grashoff, Mexico.  
*Stevia cryptantha* Baker, Brazil.  
*Stevia cuneata* Hassler, Paraguay.  
*Stevia cuzcoensis* Hieron. in Urban, Peru.  
*Stevia decumbens* (B. Robinson & Greenman) E. Greene, Mexico.  
*Stevia decussata* Baker, Brazil.  
*Stevia deltoidea* E. Greene, Mexico.  
*Stevia dianthoidea* Hieron. in Sodiro, Ecuador.  
*Stevia dictyophylla* B. Robinson, Mexico.  
*Stevia discolor* B. Robinson, Bolivia.  
*Stevia divaricata* DC., South America?  
*Stevia dubia* B. Robinson, Brazil.  
*Stevia eclipses* B. Robinson, Bolivia.  
*Stevia effusa* Hieron., Argentina.  
*Stevia elatior* H.B.K., Mexico, Central America, Colombia, Venezuela, Ecuador.  
*Stevia entrerriensis* Hieron., Argentina, Paraguay, Uruguay.  
*Stevia ephemera* Grashoff, Mexico.  
*Stevia estrellensis* Hassler ex B. Robinson, Paraguay.  
*Stevia eupatoria* (Sprengel) Willd., Mexico.  
*Stevia fiebrigii* Hieron. in Urban, Argentina, Bolivia.

- Stevia filipes* Rusby, Bolivia.  
*Stevia fruticosa* Griseb., Argentina.  
*Stevia galeopsidifolia* Hieron., Bolivia.  
*Stevia gardneriana* Baker, Brazil.  
*Stevia gilliesii* Hook. & Arn., Argentina, Brazil.  
*Stevia glandulosa* Hook. & Arn., Mexico.  
*Stevia glanduloso-pubescens* Hieron. in Urban, Bolivia.  
*Stevia glomerata* Hieron. in Urban, Bolivia.  
*Stevia grisebachiana* Hieron., Argentina.  
*Stevia haenkeana* DC., South America?  
*Stevia heptachaeta* DC., Brazil.  
*Stevia herrerae* B. Robinson, Peru.  
*Stevia hilarii* B. Robinson, Brazil.  
*Stevia hispidula* DC., South America?  
*Stevia hoppii* B. Robinson, Peru.  
*Stevia hypericifolia* Hieron., Brazil.  
*Stevia hypomalaca* B. Robinson, Mexico.  
*Stevia hyptifolia* Gardner, Brazil.  
*Stevia iltisiana* Grashoff, Mexico.  
*Stevia incognita* Grashoff, Mexico, Guatemala, Honduras, Colombia, Venezuela.  
*Stevia involucrata* Schultz-Bip. ex Baker, Brazil.  
*Stevia isomeca* Grashoff, Mexico.  
*Stevia jaliscensis* B. Robinson, Mexico.  
*Stevia jorullensis* H.B.K., Mexico.  
*Stevia jujuyensis* Cabrera, Argentina.  
*Stevia karwinskyana* Steudel, Mexico.  
*Stevia kuhnioides* Rusby ex B. Robinson, Bolivia.  
*Stevia kuntzei* Hieron., Bolivia.  
*Stevia lasioclada* Grashoff, Mexico.  
*Stevia latifolia* Benth., Mexico.  
*Stevia lechleri* Hieron., Peru.  
*Stevia lehmannii* Hieron., Mexico, Guatemala, Honduras, Colombia, Venezuela.  
*Stevia lemmonii* A. Gray, Arizona, Mexico.  
*Stevia leptophylla* Schultz-Bip. ex Baker, Brazil.  
*Stevia leucosticta* B. Robinson, Peru.  
*Stevia liebmannii* Schultz-Bip. ex Klatt, Mexico.  
*Stevia lilloi* B. Robinson, Argentina.  
*Stevia lita* Grashoff, Mexico.  
*Stevia lucida* Lagasca, Mexico, Central America, Colombia, Venezuela.  
*Stevia lundiana* DC., Brazil.  
*Stevia macbridei* B. Robinson, Peru, Bolivia, Argentina.  
*Stevia macvaughii* Grashoff, Mexico.  
*Stevia maimarensis* (Hieron.) Cabrera, Argentina.  
*Stevia mandonii* Schultz-Bip., Peru, Argentina.  
*Stevia melancholica* B. Robinson, Bolivia.  
*Stevia menthaefolia* Schultz-Bip., Brazil.  
*Stevia mercedensis* Hieron., Argentina, Bolivia.  
*Stevia micradenia* B. Robinson, Mexico.  
*Stevia micrantha* Lagasca, Mexico.  
*Stevia microchaeta* Schultz-Bip., Mexico, Guatemala.  
*Stevia minor* Griseb., Argentina.  
*Stevia mitopoda* B. Robinson, Mexico.  
*Stevia monardaefolia* H.B.K., Mexico.  
*Stevia morii* R. King & H. Robinson, Brazil.  
*Stevia multiaristata* Sprengel, Argentina, Brazil, Uruguay.  
*Stevia myriadenia* Schultz-Bip. ex Baker, Brazil.  
*Stevia myricoides* McVaugh, Mexico.  
*Stevia neglecta* Rusby, Bolivia.  
*Stevia nelsonii* B. Robinson, Mexico.  
*Stevia neurophylla* B. Robinson & Greenman in B. Robinson, Mexico.  
*Stevia obovata* Rusby, Bolivia.  
*Stevia okadae* Cabrera, Argentina.  
*Stevia oligocephala* DC., Brazil.  
*Stevia ophiomaches* B. Robinson, Colombia.  
*Stevia ophryodonta* B. Robinson, Uruguay.  
*Stevia ophryophylla* B. Robinson, Brazil.  
*Stevia organensis* Gardner, Brazil.  
*Stevia organoides* H.B.K., Mexico.  
*Stevia orizabensis* B. Robinson, Mexico.  
*Stevia ovalis* (B. Robinson) B. Robinson, Mexico.  
*Stevia pabloensis* Hieron. in Urban, Peru.  
*Stevia palmeri* A. Gray, Mexico.  
*Stevia parvifolia* Hassler, Paraguay.  
*Stevia pauciflora* J. Koster, Bolivia.  
*Stevia pearcei* B. Robinson, Peru.  
*Stevia pelophila* S. F. Blake, Mexico.  
*Stevia pennellii* B. Robinson, Peru.  
*Stevia pereyrae* (B. Robinson) Cabrera, Argentina.  
*Stevia perfoliata* Cronq., Mexico.  
*Stevia petiolata* (Cass.) Schultz-Bip., Peru.  
*Stevia philippiana* Hieron. in Urban, Chile.  
*Stevia phlebophylla* A. Gray in S. Watson, Mexico.  
*Stevia pilosa* Lagasca, Mexico.  
*Stevia plummerae* A. Gray, SW United States, Mexico.  
*Stevia pohliana* Baker, Brazil.  
*Stevia polycephala* Bertol., Mexico, Guatemala.  
*Stevia polyphylla* DC., Peru?  
*Stevia potosiensis* R. King & H. Robinson, Bolivia.  
*Stevia potrerensis* Hieron., Argentina.  
*Stevia procumbens* Hieron., Argentina.  
*Stevia puberula* Hook., Peru.  
*Stevia punensis* B. Robinson, Peru.  
*Stevia purdiei* B. Robinson, Colombia.  
*Stevia purpusii* B. Robinson, Mexico.  
*Stevia pyrolaefolia* Schlechtld., Mexico.  
*Stevia rebaudiana* (Bertoni) Bertoni, Paraguay.  
*Stevia reclinata* Rusby, Bolivia.  
*Stevia resinosa* Gardner, Brazil.  
*Stevia reticulata* Grashoff, Mexico.  
*Stevia revoluta* B. Robinson, Mexico.  
*Stevia riedelii* Schultz-Bip. ex Baker, Brazil.  
*Stevia rojasii* Hassler, Paraguay.  
*Stevia rosei* B. Robinson, Mexico.  
*Stevia rzedowskii* McVaugh, Mexico.  
*Stevia sabulonis* B. Robinson, Uruguay.  
*Stevia salicifolia* Cav., Mexico, New Mexico.  
*Stevia samaipatenensis* B. Robinson, Bolivia.  
*Stevia sanguinea* Hieron., Argentina.  
*Stevia santacruzensis* Hieron., Bolivia.  
*Stevia sarensis* B. Robinson, Bolivia.  
*Stevia satireifolia* Lam., Argentina, Brazil, Uruguay.  
*Stevia scabrella* Benth., Mexico.  
*Stevia schickendantzii* Hieron., Argentina.  
*Stevia schreiteri* B. Robinson, Argentina, Bolivia.  
*Stevia seemanioides* Grashoff, Mexico.  
*Stevia seemannii* Schultz-Bip. in Seemann, Mexico, Guatemala.  
*Stevia seleriana* B. Robinson, Mexico.  
*Stevia selloi* (Sprengel) B. Robinson, Brazil, Paraguay, Uruguay.  
*Stevia serrata* Cav., SW United States, Mexico, Guatemala, Honduras, Colombia, Venezuela, Ecuador.



- Stevia setifera* Rusby ex B. Robinson, Bolivia.  
*Stevia soratensis* Hieron., Peru, Bolivia.  
*Stevia stricta* Hornem., Mexico.  
*Stevia stuebelii* Hieron., Bolivia.  
*Stevia suaveolens* Lagasca, Mexico, Guatemala, Costa Rica, Colombia, Ecuador.  
*Stevia subpubescens* Lagasca, Mexico.  
*Stevia talpensis* Grashoff, Mexico.  
*Stevia tarijensis* Hieron. in Urban, Argentina, Bolivia.  
*Stevia tenuis* Hook. & Arn., Brazil.  
*Stevia tephra* B. Robinson, Mexico.  
*Stevia tephrophylla* S. F. Blake, Mexico, Honduras.  
*Stevia tomentosa* H.B.K., Mexico.  
*Stevia torensis* B. Robinson, Bolivia.  
*Stevia triangularis* Grashoff, Mexico.  
*Stevia triaristata* Hieron. in Urban, Bolivia.  
*Stevia trifida* Lagasca, Mexico.  
*Stevia triflora* DC., Mexico, Central America, to Ecuador.  
*Stevia tunariensis* Hieron., Bolivia.  
*Stevia tunguraguensis* Hieron., Ecuador.  
*Stevia urceolata* Grashoff, Mexico.  
*Stevia urticaefolia* Billb. in Thunb., Brazil, Bolivia, Peru.  
*Stevia vaccinioides* J. Koster, Bolivia.  
*Stevia vaga* Griseb., Argentina.  
*Stevia velutinella* Grashoff, Mexico.  
*Stevia venosa* A. Gray, Mexico.  
*Stevia vernicosa* Greenman, Mexico.  
*Stevia verticillata* Schlechtl., Brazil.  
*Stevia villaregalis* McVaugh, Mexico.  
*Stevia villaricensis* (B. Robinson) Cabrera & Vittet, Argentina.  
*Stevia viscida* H.B.K., SW United States, Mexico, Guatemala.  
*Stevia wagneri* Hieron., Colombia, Venezuela.  
*Stevia weberbaueri* B. Robinson, Peru.  
*Stevia westonii* R. King & H. Robinson, Costa Rica.  
*Stevia yaconensis* Hieron., Argentina.  
*Stevia yalae* Cabrera, Argentina.  
*Stevia zacatecana* McVaugh, Mexico.  
*Stevia zephyrantha* Grashoff, Mexico.

### 59. *Metastevia*

*Metastevia* Grashoff, Brittonia 27: 69. 1975. TYPE: *Metastevia hintonii* Grashoff.

Erect perennial *herbs*, unbranched. *Stems* terete, slightly striated, puberulous and hirsute, hairs often glandular-tipped. *Leaves* opposite, distinctly petiolate, basal pairs very small; blades ovate, margins crenate to serrate, apex acute to obtuse, base cuneate. *Inflorescence* a lax panicle; pedicels moderately long. *Involucre* narrowly campanulate, broad at base; involucre bracts 4–6, eximbricate, in ca. 2 series, equal to subequal, ovate-oblong, firmly attached to receptacle; receptacle slightly convex, alveolate. *Florets* 4–6 in a head; corollas white, with narrow basal tube, expanding into narrowly campanulate throat, pilosulous in inner surface of throat; cells of throat elongate with sinuous lateral walls; lobes oblong, more than 2.5 times longer than wide, 2–2.5 mm long, longest equal to throat and tube, sometimes zygomorphic with outer lobes longer, inner surface densely papillose, outer surface mostly glabrous, with a few papillae at tips; anther collar rather short, cells mostly oblong, with distinct annular thickenings on walls; anther appendage large, longer than wide, ovate with rather truncate or retuse tip, margins crenulate; style base enlarged, glabrous; style branches filiform, densely long-papillose. *Achenes* obconical, 5-ribbed, glabrous, faces convex at maturity; carpodium distinct, short, symmetrical, cells small and subquadrate, in 3–6 series, with thickened walls; pappus lacking. *Pollen grains* ca. 21  $\mu\text{m}$  in diameter. Plate 59.

The generic name was formed by the addition of the prefix *meta* (= altered or beyond) to the name *Stevia*. It was intended by Grashoff (1975) to reflect the close relationship of *Metastevia* to *Stevia*, and derivation from the latter genus. *Metastevia* shows the form of anther appendage with crenulate margins and the form of pubescence inside the throat of the corolla that is otherwise unique to the genus *Stevia*. Furthermore, *Metastevia* shows the rather lax inflorescence and somewhat zygomorphic corolla that is characteristic of the Mexican and Central American section *Podoccephalae* of *Stevia*, and relationship seems to be to that section.

*Metastevia* must be regarded as having immediate relationship to *Stevia*, but the comparative instability of number of involucre bracts and flowers in the heads makes exclusion from *Stevia* desirable. Fortunately, a number of additional distinctions are available, as indicated by Grashoff (1975). The achenes are obconical with sides convex at maturity rather than fusiform with concave

sides. The pappus is totally lacking, while some pappus is present in at least the adelphocarps in all the heads of *Stevia*. Involucre bracts are not easily torn from the receptacle as in *Stevia*. The throat and tube portion of the corolla is comparatively short, being equaled in length by the longest lobes. The involucre are narrowly campanulate rather than cylindrical to funnelliform or urceolate as in *Stevia*. The receptacle is alveolate, rather than rough to lacerate-reticulate as in *Stevia*. Finally, scale-like leaves are present at the bases of the stems, but are lacking or only present on stolons in *Stevia*. Grashoff suggests that the broader heads would be the most useful distinction of the genus in the field.

The genus is known only from two collections from closely adjacent areas in the states of Mexico and Guerrero in Mexico. Both specimens were collected by George Hinton, after whom the species is named.

The following single species is recognized in the genus: *Metastevia hintonii* Grashoff, Mexico.



PLATE 59. *Metastevia hintonii* Grashoff.—A. Habit,  $\times \frac{3}{5}$ .—B. Head,  $\times 8$ .—C. Corolla showing anthers,  $\times 10$ .—D. Achene with style,  $\times 10$ .



PLATE 60. *Carphochaete wislizenii* A. Gray.—A. Habit,  $\times \frac{1}{3}$ .—B. Head,  $\times 3\frac{1}{2}$ .—C. Corolla showing anthers,  $\times 6$ .—D. Style,  $\times 6$ .—E. Achene,  $\times 6$ .

60. *Carphochaete*

*Carphochaete* A. Gray, Mem. Amer. Acad. n.s. 4: 65. 1849. TYPE: *Carphochaete wislizeni* A. Gray.

Erect perennial *herbs* or small *shrubs*, with many branches, especially from the base. *Stems* terete, slightly striated. *Leaves* opposite, sessile; blades linear to elliptical-spathulate. *Inflorescence* monocephalic or a loose corymbose cyme; heads pedicellate. *Involucral bracts* ca. 6, eximbricate to subimbricate, in 2–4 series, unequal to subequal, persistent, elliptical to oblong-lanceolate; receptacle flat to slightly convex, glabrous. *Florets* 4–6 in a head; corollas white, pink, or purple, tubular below with narrowly funnelform throat, glabrous; cells of throat elongate with somewhat sinuous lateral walls; lobes oblong to linear, ca. 2–3 times as long as wide, densely papillose on inner surface, smooth or nearly smooth on outer surface; anther collar expanded below, cells subquadrate, with annular thickenings on walls; endothelial cells often oblong, sometimes without thickenings on some transverse walls; anther appendage large, oblong to slightly broader above middle; style base bulbously enlarged, glabrous; style branches filiform, densely papillose, terete to slightly compressed, with stigmatic lines close together on inner surface and running somewhat irregularly to near tip of branch. *Achenes* narrowly prismatic, 5–10-ribbed, ribs setulose; carpodium distinct, without upper rim, nearly symmetrical to asymmetrical, forming a cap of small, thick-walled, quadrate to oblong cells in 5–10 series; pappus of 5–10 awns, longer than corolla, sometimes with a few shorter squamellae. *Pollen grains* ca. 25–35  $\mu\text{m}$  in diameter. Plate 60.

*Carphochaete* has been recognized as a distinct genus consistently since the time of its original description. The principal characters by which the genus has been distinguished appear to be the prominent winged awns of the pappus after which it is named, and the mostly ten-ribbed achenes. Because of the ten-ribbed achenes, the genus has been associated in previous systems of Bentham and Hooker (1873) and B. Robinson (1913a) with the artificial subtribe variously called the Adenostylinae or the Kuhniiinae. The Eupatorian genera with which *Carphochaete* has previously been associated are now placed in the separate subtribes Alomiinae, Liatrinae, and Mikaniinae.

Actual relationship of *Carphochaete* is found among those genera that most resemble it in the form of their pappus. Similar forms of winged awns are found in both *Stevia* and *Cronquistia*. *Carphochaete* is distinct within the generic group by the more numerous ribs on the achenes, the details of the stigmatic lines, and the tendency toward large pollen. The subimbricate involucral bracts found in most of the species are also unique in the group. The pollen is, on the average, the largest in the tribe, and the stigmatic lines furnish an absolute distinction from the probably most closely related genus, *Cronquistia*. In *Carphochaete*, the stigmatic lines are scarcely separated, and run along the inner surface to near the apex of the branch. In *Cronquistia*, the stigmatic lines are as in most members of the tribe, widely separated along the lower

lateral margins of the style branch, and the base of the style is not enlarged. In the details of its style branches, *Carphochaete* is actually approached most closely by the genus *Revealia*, which differs by the more spreading habit, the coroniform pappus, the presence of pubescence inside the corolla throat, and the lack of an apical notch in the anther appendage.

A chromosome number of  $n = 11$  has been determined in two of the species of *Carphochaete*. The number furnishes further confirmation of the relationship of *Carphochaete* to the genera *Stevia* and *Cronquistia* having  $x = 11$  and 12.

*Carphochaete* occurs mostly in the drier parts of Mexico south to the Central Plateau, with only *C. bigelovii* extending northward into the southwestern United States. *Carphochaete wislizenii* is rather distinctive within the genus by its more subequal and rather eximbricate involucral bracts. McVaugh (1972) mentions a rather prominent gummy exudate in *C. gummifera* that is sparing or lacking in related species.

The following five species are recognized in the genus:

- Carphochaete bigelovii* A. Gray, SW United States, Mexico.
- Carphochaete grahamii* A. Gray, Mexico.
- Carphochaete gummifera* McVaugh, Mexico.
- Carphochaete schaffneri* Greenman, Mexico.
- Carphochaete wislizenii* A. Gray, Mexico.

61. *Cronquistia*

*Cronquistia* R. King, Brittonia 20: 11. 1968. TYPE: *Stevia pringlei* S. Watson.

Erect perennial *herbs*, sparingly branched. *Stems* terete, slightly striated, puberulous. *Leaves* mostly opposite, often becoming alternate above, sessile or very shortly petiolate; blades linear to oblong, margins entire, with 3 longitudinal veins. *Inflorescence* laxly corymbose; heads pedicellate. *Involucral bracts* 10–15, eximbricate, in 1–2 series, equal or subequal, persistent, elliptical; receptacles flat to slightly convex, glabrous.



PLATE 61. *Cronquistia pringlei* (S. Watson) R. King.—A. Habit,  $\times \frac{1}{2}$ .—B. Head,  $\times 5$ .—C. Corolla showing anthers,  $\times 8$ .—D. Style,  $\times 8$ .—E. Achene,  $\times 6$ .

Florets (5-)7-8(-12) in a head; corollas purplish, narrowly funnelform, with a few glandular punctations outside; cells of throat broadly oblong to elliptical with lateral walls not or scarcely sinuous, inner surface glabrous; lobes oblong, ca. 3 times as long as wide, inner surface densely papillose, outer surface rather

smooth; anther collar short, cells mostly short-oblong, with weak annular thickenings on walls; anther appendage short-oblong, with apical notch; style base not enlarged, glabrous; style branches distinctly flattened and somewhat long-clavate distally, densely short-papillose, with stigmatic lines widely separated along lower lateral margins. *Achenes* prismatic, 8–10-ribbed, ribs setuliferous; carpodium forming a narrow basal rim of small, quadrate, thick-walled cells in 2–4 series; pappus of a few winged awns or squamellae, or lacking. *Pollen grains* ca. 23–25  $\mu\text{m}$  in diameter. Plate 61.

*Cronquistia* shows the structure and chromosome number of  $x = 12$  that clearly indicate relationship to the series of genera including *Stevia* and *Carphochaete*, and it is with the latter two genera that *Cronquistia* has been primarily compared. It is these three genera that commonly show similar and rather distinctive winged awns in their pappus.

Of the two related genera, *Stevia* is closest to *Cronquistia* in comparatively superficial aspects such as size of heads and eximbricate form of involucre, and material of *Cronquistia* was originally described in *Stevia* where it remained for seventy years. B. Robinson (1930d, 1930g) did note the anomalous high number of flowers in the heads of *Cronquistia* material, but the full extent of the anomaly was evidently not noticed. It was many years later that Arthur Cronquist noted on herbarium specimens of his that the species was "not truly a *Stevia*." At the time of the original description of *Cronquistia* (R. King, 1968), the usually seven to eight rather than five flowers in the head, the lack of non-glandular pubescence on the corollas, and the oblong anther appendages that are not broadest at or above the middle, were all cited as distinctions from *Stevia*. The greater number of ribs on the achene and the lack of pubescence inside the corolla are additional distinctions that were not cited. The tricolporate pollen grains of *Cronquistia* were seen to average somewhat larger than grains of similar form in *Stevia*, although the size now seems less than the 30  $\mu\text{m}$  originally given.

At the time of the original description, the very close relationship of *Cronquistia* to *Carphochaete* was not recognized. It was Grashoff who in various places including his thesis (1972) indicated an intention to place *Cron-*

*quistia* in the synonymy of *Carphochaete*, but none of these was ever published. The two genera are alike in the corolla pubescence, anther appendage, and ribbing of the achene by which they differ from *Stevia*, but there remain many significant differences that mandate the continued separation of *Cronquistia*. The style base in *Cronquistia* is not enlarged, and the style branches are distinctly flattened with widely separated stigmatic lines along the lower lateral margins. In *Carphochaete* the style base is greatly enlarged, and the style branches are terete with uniquely positioned and extended stigmatic lines close together on the inner surface. Lesser differences include the greater size of the floral parts and the pollen in *Carphochaete*, and the apparent slight difference in chromosome number,  $x = 12$  in *Cronquistia* versus  $x = 11$  in *Carphochaete*. *Cronquistia* can also be distinguished from most species of *Carphochaete* by its eximbricate rather than subimbricate involucre.

As a result of the variation between awned and awnless forms of pappus in material of *Cronquistia*, two species were recognized in *Stevia* (B. Robinson, 1930g). The two species were combined at the time of the original description of *Cronquistia* by R. King (1968). The species is known from the states of Chihuahua and Durango in northwestern Mexico.

The genus is one of two in the Eupatorieae named in honor of Arthur Cronquist of the New York Botanical Garden. The other genus is *Cronquistianthus*, a member of the Critoniinae from the Andes of South America.

The following single species is recognized in the genus:

*Cronquistia pringlei* (S. Watson) R. King, Mexico.

## 62. *Revealia*

*Revealia* R. King & H. Robinson, *Phytologia* 33: 277. 1976. TYPE: *Revealia stevioides* R. King & H. Robinson.

Spreading and often procumbent *shrubs*, densely branched. *Stems* terete to subangular, striated, slightly puberulous. *Leaves* opposite, sessile; blades narrowly oblong, entire to obscurely crenulate-serrate, rather fleshy with only midvein obvious. *Inflorescence* usually of single heads on short leafy branches; heads pedicellate. *Involucral bracts* ca. 10, eximbricate, in 2 series, equal to subequal, persistent; receptacle flat to slightly convex, glabrous. *Florets* ca. 10 in a head; corollas purple, narrowly funnellform, with numerous small short-stalked glands on outer surface, upper throat pilosulous with numerous often septate hairs; cells of throat laxly oblong with not or weakly sinuous walls; lobes oblong, showing zygomorphy with outer three lobes longer, densely papillose on inner surface, nearly smooth on outer surface; anther collar very short, cells subquadrate, with weak annulations on walls; endothelial cells with transverse walls sometimes lacking nodular thickenings; anther appendage short-ovate, obtuse; style base with distinct enlargement, glabrous;

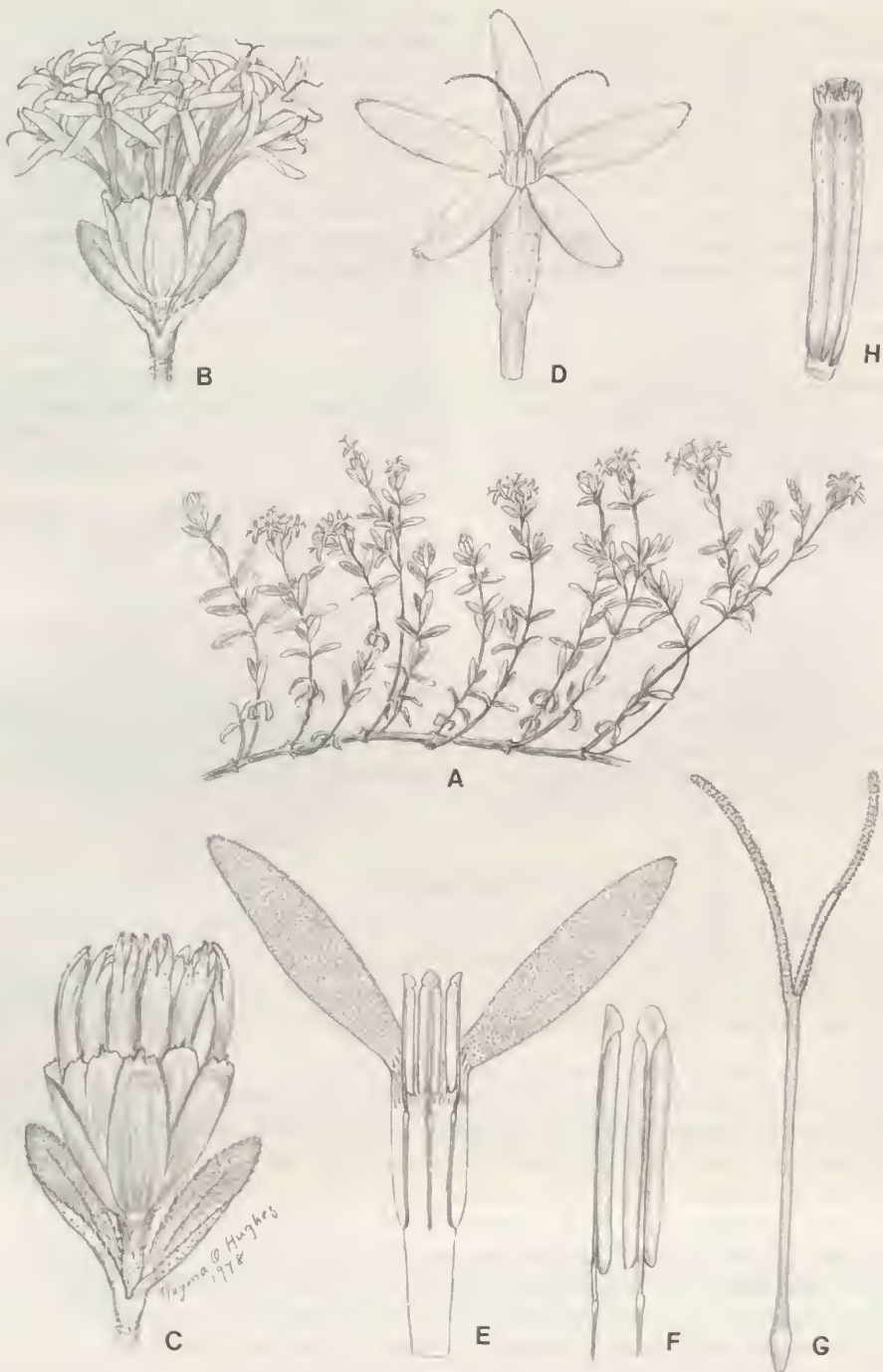


PLATE 62. *Revealia macrocephala* (Paray) R. King & H. Robinson.—A. Habit,  $\times \frac{1}{2}$ .—B. Head,  $\times 2$ .—C. Young head with unopened asymmetric corollas,  $\times 3$ .—D. Corolla with tips of anthers and style,  $\times 5$ .—E. Corolla in section showing inner surface with anthers,  $\times 7\frac{1}{2}$ .—F. Anthers,  $\times 15$ .—G. Style,  $\times 7\frac{1}{2}$ .—H. Achene,  $\times 6$ .

style branches filiform, terete, densely papillose, with stigmatic lines positioned close to each other along lower part of inner surface. *Achenes* prismatic, 5–6-ribbed, ribs with minute setulae; carpodium distinct, forming a narrow symmetrical basal rim, cells small, in ca. 5–6 series, with thick walls; pappus short, rather coroniform with many short squamellae. *Pollen grains* ca. 30–33  $\mu\text{m}$  in diameter. Plate 62.

The rather distinctive habit of *Revealia* and the short form of its pappus, seem to predispose the genus to comparison with the superficially similar *Oxylobus* that has the center of its distribution in Mexico. At the time of the original description of *Revealia*, the spreading shrubby habit with small elliptical leaves and heads borne on short leafy branches were seen as particularly reminiscent of *Oxylobus arbutifolius*. Unknown at that time was the previous description of the species of *Revealia* by Paray (1958) as an *Oxylobus*. In spite of the similar aspects of the plants, however, the two genera prove to have no close relationship. *Oxylobus* differs notably by its broadly ampliate corollas with shorter triangular lobes, and by the elongate anther collars without obvious ornamentation on the cell walls. *Oxylobus* is treated in the present work as a member of a separate subtribe, Oxylobinae, which is characterized by chromosome numbers of  $n = 16$  and  $17$ , numbers not seen among the relatives of *Revealia*.

*Revealia* is actually unquestionably related to a totally different element of the Eupatorieae, the Piquerian series of the subtribe Ageratinae. Among the genera in the series, *Stevia*, *Cronquistia*, and *Carphochaete* seem to share the most characters with *Revealia*, but the manner in which those characters are combined in *Revealia* is somewhat confusing. The asymmetry of the corolla lobes, the presence of hairs inside the corolla, the lack of an apical notch in the anther appendage, and the basically five-ribbed achenes seem to suggest relationship to *Stevia*, and *Revealia* might be placed closest to the latter in spite of the

greater number of flowers in the head and the shorter less crenulate anther appendages. However, the style branches in *Revealia* are of the terete form with stigmatic lines on the inner surface that is otherwise unique in the Eupatorieae to the genus *Carphochaete*. The style branches differ from those of *Carphochaete* only by the stigmatic lines not reaching as near to the tips. The pollen grains are also of the size found in *Carphochaete*. It is a mixture of characters that indicates relationship of *Revealia* to both *Stevia* and *Carphochaete*, but that precludes its inclusion in either.

The distinctive habit of *Revealia* seems to distinguish the genus from all of its close relatives. The style base differs from that of *Cronquistia* by being enlarged, but it is not as enlarged as that of *Carphochaete*. *Revealia* seems to completely lack the winged awns of the pappus that are common in all three of the related genera, *Stevia*, *Cronquistia*, and *Carphochaete*.

*Revealia* is endemic to the Sierra Madre del Sur in the area of Guerrero in Mexico. It is an area of Mexico noted for its numerous endemics, including such genera as the closely related *Metastevia*.

The genus is named in honor of James Reveal of the University of Maryland, the principal collector of the material on which the genus was originally based.

The following single species is recognized in the genus:

*Revealia macrocephala* (Paray) R. King & H. Robinson, Mexico.

### 63. *Macvaughiella*

*Macvaughiella* R. King & H. Robinson, Sida 3: 282. 1968. TYPE: *Schaetzellia mexicana* Schultz-Bip.

*Schaetzellia* Schultz-Bip., Flora 33: 419. 1850. TYPE: *Schaetzellia mexicana* Schultz-Bip., non *Schaetzellia* Klotz.

*Dichaeta* Schultz-Bip., Flora 33: 419. 1850, nom. nud., non *Dichaeta* Nutt.

Erect perennial *herbs* or small *shrubs*, sparingly branched. *Stems* terete, striated, densely pubescent with small spreading hairs. *Leaves* opposite, short- to long-petiolate; blades deltoid to rhomboid, margins serrate to dentate, tips short-acute to narrowly acuminate, lower surface densely glandular-punctate. *Inflorescence* densely corymbose, with or without elongate lower internodes; heads sessile or with distinct short pedicels. *Involucral bracts* ca. 10, eximbricate, in ca. 2 series, equal to subequal, persistent; receptacle convex, glabrous. *Florets* 16–25 in a head; corollas white, with a narrow basal tube expanding into a narrowly campanulate throat, with numerous reddish glandular punctations on outer surface; cells of throat broadly oblong with sinuous lateral walls, with upper ends bulging as papillae; lobes oblong-triangular, slightly longer than wide, inner surface densely papillose, outer surface only slightly roughened, with many uniseriate non-glandular hairs; anther collar elongate, cells mostly elongate, obscure in narrower basal part, with weak annular thickenings on walls; anther appendages ovate, about as long as wide; style base not enlarged, glabrous; style branches filiform, densely papillose, bearing numerous reddish glandular-punctations. *Achenes* compressed, with 2 angles, setuliferous; carpopodium distinct, slightly asymmetrical, cells quadrate in 4–8 series, with firm thin walls; pappus of 2, rarely 1 or 3–4 bristles, apical cells of bristles acute. *Pollen grains* ca. 18  $\mu\text{m}$  in diameter. Plate 63.

*Macvaughiella* is one of two genera in the Eupatorieae having compressed achenes, the other genus being *Oa-*

*xacania* of the subtribe Oaxacaniinae. Achenes of other members of the tribe are mostly prismatic, while a few





PLATE 63. *Macvaughiella mexicana* (Schultz-Bip.) R. King & H. Robinson.—A. Habit,  $\times \frac{5}{8}$ .—B. Head,  $\times 7$ .—C. Corolla showing anthers,  $\times 17$ .—D. Style,  $\times 17$ .—E. Achene,  $\times 17$ .

are obcompressed. The two-ribbed nature of the achene is reflected in the two bristles of the pappus, one bristle over each rib.

In early studies in the present series (King & Robinson,

1970b), *Macvaughiella* was regarded as a relative of *Ageratina* and *Oxylobus* in the Oxylobinae on the basis of the corolla shape and pubescence, the papillosity of the corolla lobes and style branches, and the eximbricate involucrel

bracts. All the mentioned characters are subject to duplication in the Ageratinae, however, and the anther collar with few subquadrate cells and with weak annulations on the cell walls indicates that actual relationship is to the latter group (H. Robinson & King, 1977). The one approximate chromosome count of  $n = ca. 13$  by Jackson (R. King et al., 1976) is also more indicative of the Ageratinae than the Oxylobinae. The bristle form of pappus is unusual in the Ageratinae, but similar bristles also occur in some species of *Microspermum*.

The genus *Macvaughiiella* ranges from the state of Veracruz in Mexico southeastward through Guatemala to El Salvador and Honduras. Plants vary greatly in robustness of the leaves and exertion of the inflorescences, but the only taxonomically useful distinction seems to be in the pubescence of the involucre bracts. Two separate species have been recognized in the past (King & Robinson,

1968b), but more recently these have been given only varietal status (King & Robinson, 1970h).

The first name for the genus was, according to its author, an intentional reuse of the name *Schaetzellia* of Klotzsch which had proven a synonym of *Isotypus* (= *Onoseris* H.B.K.). The Klotzsch genus was named in honor of the wife of Herr Geheimen Oberhofbuchdrucker Decker whose name was Pauline v. Schätzell. Since present rules of nomenclature do not allow such reuse of names, King & Robinson (1968b) provided a new name, *Macvaughiiella*, in honor of Rogers McVaugh of the University of Michigan, who has worked extensively with the Mexican flora.

The following single species is recognized in the genus:

*Macvaughiiella mexicana* (Schultz-Bip.) R. King & Robinson, Mexico, Guatemala, El Salvador, Honduras.

#### 64. *Microspermum*

*Microspermum* Lagasca, Gen. Sp. Pl. 25. 1816. TYPE: *Microspermum nummulariifolium* Lagasca.

*Miradoria* Schultz-Bip. ex Benth. in Benth. & Hook., Gen. Pl. 2: 407. 1873, nom. nud. TYPE: *Miradoria sartorii* Schultz-Bip. ex Benth., nom. nud. (= *Microspermum nummulariifolium* Lagasca).

Annual and perennial *herbs*, erect or decumbent, unbranched or in a few species sparingly branched. *Stems* terete, striated. *Leaves* opposite, petiolate; blades lanceolate to rhomboid-ovate, margins serrate, apices obtuse to rounded. *Inflorescence* with heads single or in lax cymose to corymbose panicles, heads long-pedicellate. *Involucre bracts* 6–18, eximbricate, in ca. 2 series, subequal, persistent, receptacle convex to low-conical, glabrous. *Florets* 8–85 in a head; corollas white; with narrow basal tube expanding rather abruptly into campanulate throat, with glandular punctations on outer surface; cells of throat broadly oblong with sinuous lateral walls, upper inside surface often bulging as mamillae or papillae; lobes 5, in regular form triangular, in peripheral zygomorphic corollas with outer 3 lobes greatly expanded and oblong, partly fused at base, rather ray-like, densely papillose on inner surface, nearly smooth on outer surface; anther collar cylindrical, cells mostly short-oblong, with distinct transverse annular thickenings on walls; anther appendage often ovate and about as wide as long, sometimes shorter and minutely trilobed with strongly crenulate margin, cell walls of appendage often thickly collenchymatous; style base not enlarged, glabrous; style branches rather short, linear, densely papillose. *Achenes* prismatic (4–)5(–7)-ribbed, setuliferous and glanduliferous; carpodium distinct, slightly asymmetrical, cells slightly inflated, subquadrate, in ca. 8–10 series, with walls slightly thickened, especially on outer surface; pappus with 0–4 scabrid bristles, apical cells acute. *Pollen grains* ca. 18–20  $\mu\text{m}$  in diameter. Plate 64.

*Microspermum* is notable for the rather ray-like, bilabiate peripheral flowers in the head with greatly expanded outer lobes. The ray-like flowers possess functional anthers, and are the most extreme examples of such zygomorphy in the Eupatorieae. They are not the only example in the tribe, however, being closely approached in form by flowers in the distantly related *Praxeliopsis* of the Praxelinae.

In spite of the technically Eupatorian nature of the ray-like flowers of *Microspermum*, the superficially heterogamous appearance of the heads has caused confusion in tribal placement of the genus. Various early authors, including Lagasca y Segura (1816) and DeCandolle (1838) did place the genus in proximity to some members of the

Eupatorieae, but *Microspermum* came to rest near the Tagetinae or near other elements in the tribe Helenieae in the classical treatments of the family (Bentham & Hooker, 1873; Hoffmann, 1890–1894; Rydberg, 1914). More recently, Turner (1966) and Turner and Flyr (1966) have suggested that the genus is related to the subtribe Galinsoginae of the tribe Heliantheae, in spite of the lack of paleae on the receptacles.

The present knowledge of *Microspermum* has been mostly summarized in two papers by Rzedowski (1970, 1972), the first a monograph of the genus, and the second a supplemental paper with two additional species and a revised key. It was in the first of these papers that Rzedowski recognized the unmistakable Eupatorian relation-



PLATE 64. *Microspermum nummulariifolium* Lag.—A. Habit,  $\times \frac{1}{9}$ .—B. Head,  $\times 9$ .—C. Corolla of peripheral flower showing anthers,  $\times 9$ .—D. Corolla of central flower showing anthers,  $\times 9$ .—E. Style,  $\times 15$ .—F. Achene,  $\times 9$ .

ship of the genus. It has only remained necessary to point out in the present series of studies that *Microspermum* represents a specialized element within the Eupatorieae, rather than a basal offshoot retaining Helianthian characters as suggested by Rzedowski.

A chromosome number of  $x = 12$  has been determined for *Microspermum* on the basis of three species (Rzedowski, 1970). The number tends to reinforce the placement of the genus in the *Piqueria*-*Stevia* series of the Ageratinae.

The species of *Microspermum* are all endemic to Mexico in a central area extending from Jalisco eastward to Oaxaca. Keys and other details regarding the species are available in the papers by Rzedowski (1970, 1972).

The name *Microspermum* was undoubtedly given in reference to the small achenes of the genus. The name seems to have no particular significance other than to suggest that the genus is among the many in the Eupatorieae having generally small size.

The following seven species are recognized in the genus:

- Microspermum debile* Benth., Mexico.
- Microspermum flaccidum* Paul G. Wilson, Mexico.
- Microspermum gonzalezii* Rzed., Mexico.
- Microspermum gracillimum* Rzed., Mexico.
- Microspermum hintonii* Rzed., Mexico.
- Microspermum nummulariaefolium* Lagasca, Mexico.
- Microspermum tenue* Paul G. Wilson, Mexico.

## 65. *Iltisia*

*Iltisia* S. F. Blake, J. Wash. Acad. Sci. 47: 409. 1958. TYPE: *Iltisia repens* S. F. Blake.

Decumbent, annual or short-lived perennial *herbs*, unbranched in vegetative part. *Stems* subterete, only slightly striated, pilosulous, rooting at lower nodes. *Leaves* opposite, very short-petiolate; sessile blades orbicular to broadly ovate, base subabruptly constricted, margins crenate-serrate with 1–2 coarse teeth on each side, apex obtuse to rounded. *Inflorescence* cymose, with 3–7 heads, pedicellate, with ascending often slender branches. *Involucral bracts* 8–10, eximbricate, in 2 series, equal, persistent; receptacle slightly convex, glabrous. *Florets* ca. 30 in a head; corollas white, with narrow basal tube, expanding into broadly campanulate throat, with a few glands externally; cells of throat broadly oblong with slightly sinuous lateral walls, on upper inside surface bulging as mamillae; lobes (3–)4(–5), triangular, slightly wider than long, sometimes with 2 outer lobes of marginal flowers enlarged, densely papillose on inner surface, scarcely mamillate on outer surface near tip; anther collar cylindrical, cells short with dense transverse annular thickenings on walls that obscure cell limits; anther appendage short, about twice as wide as long, often discolored, with slightly crenulate margin; style base not enlarged, glabrous; style branches short, appendages lanceolate, densely short-papillose, apex acute. *Achenes* prismatic, usually 4-ribbed, glabrous; carpodium distinct, forming a narrow projecting rim, symmetrical but sometimes inserted at an angle, cells oblong in mostly 1 series, with thickened walls; pappus lacking. *Pollen grains* ca. 17  $\mu\text{m}$  in diameter. Plate 65.

*Iltisia* is a minute procumbent herb of high elevations in the Talamanca Range of Costa Rica. It is one of the two members of the Eupatorieae with the number of lobes of the corolla and correlated number of anthers mostly being reduced to four. The other such genus in the tribe is *Piqueriopsis* of Mexico which has erect bases on the plants, has broader style branches, and totally lacks anther appendages.

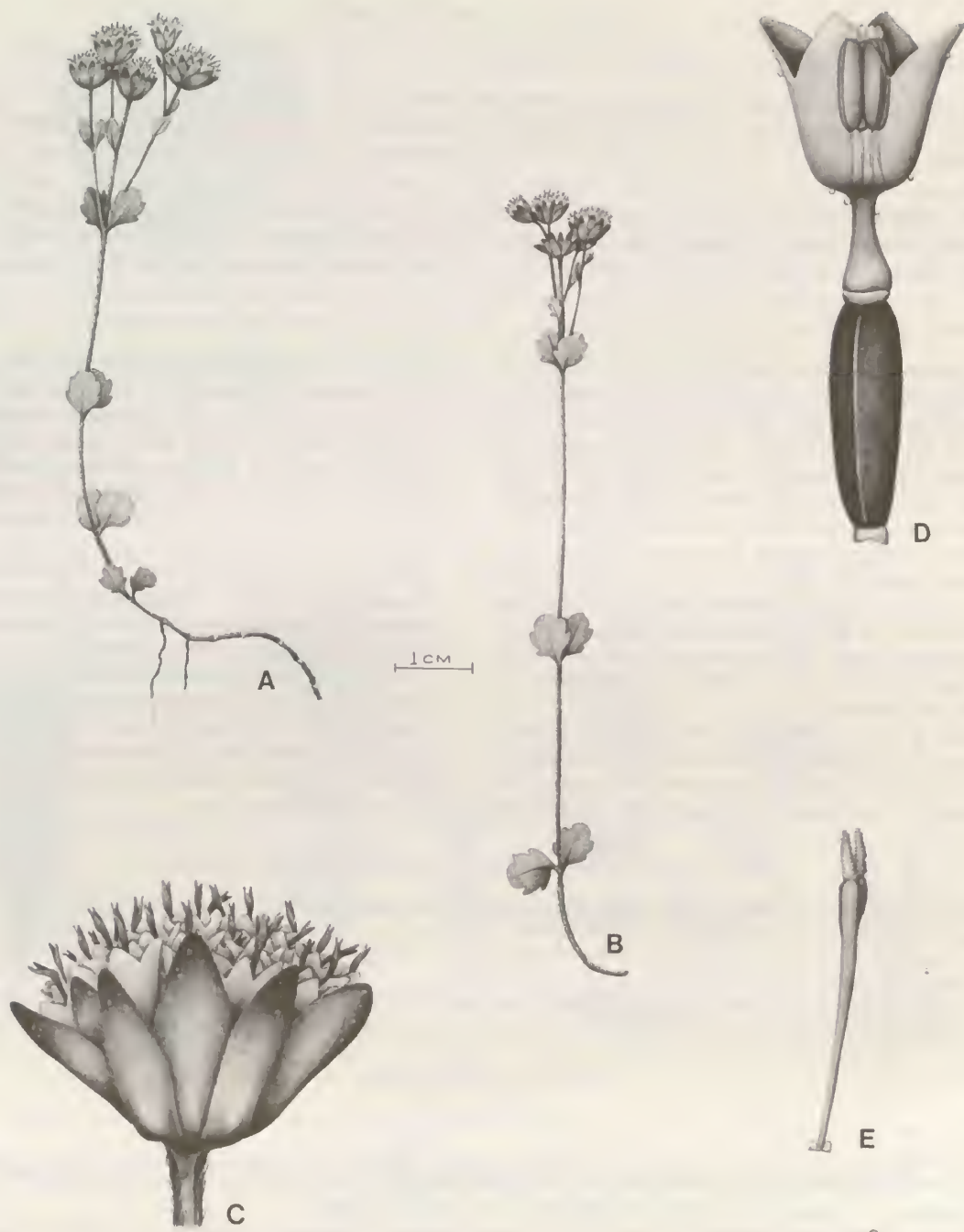
The genus has most of the characters commonly associated with the tribe Eupatorieae, and was described in the same paper with the equally minute Eupatorian genus *Ferreyrella* (Blake, 1958). Nevertheless, Blake rejected a possible position in the Eupatorieae because of the tapering tips of the minute style branches, and he ultimately placed the genus in the tribe Helenieae. Blake seemed to be at least partially aware of the relationship of *Iltisia* to *Microspermum* of Mexico, from which he said it differed by its discoid heads and relatively short epappose achenes. It was Williams (1961) who actually placed *Iltisia* in the synonymy of *Microspermum*, but Rzedowski (1970), in his monograph of the latter genus, listed as distinctions,

the lack of bilabiate flowers, the lack of submarginal zygomorphic corollas, the narrowly triangular rather than linear to subulate style appendages, and the ectexine of the pollen being two times as thick as the endexine rather than the same thickness. The inflorescence of *Iltisia* also seems more cymose than that of *Microspermum*, with more ascending branches and more densely clustered heads. A second species of *Iltisia* has zygomorphic marginal flowers, but these have only 2 completely separated expanded outer lobes.

The name of the genus was intended by Blake to honor both Hugh Hellmut Iltis of the University of Wisconsin, one of the collectors of the type material, and his father, Hugo Iltis, educator, botanist, and geneticist, formerly of Brunn (Brno) in Czechoslovakia, where he founded the Mendel Museum.

The following two species are recognized in the genus:

- Iltisia ehandiensis* R. King & H. Robinson, Costa Rica, Panama.
- Iltisia repens* S. F. Blake, Costa Rica.



JACK R. SCHROEDER  
2/1973

PLATE 65. *Iltisia repens* S. F. Blake.—A, B. Habit,  $\times 1\frac{1}{3}$ .—C. Head,  $\times 10$ .—D. Floret,  $\times 27$ .—E. Style,  $\times 27$ .

## SUBTRIBE VI. TRICHOCORONINAE

Trichocoroninae R. King & H. Robinson, *Phytologia* 46: 446. 1980. TYPE: *Trichocoronis* A. Gray.

Erect to ascending, aquatic or subaquatic, perennial *herbs*, not or sparingly branched above base; *leaves* opposite, sessile, sometimes verticillate. *Inflorescence* terminal or axillary. Heads often solitary on long peduncles, not or laxly clustered; *involucral bracts* eximbricate, persistent; receptacle convex to conical, epaleaceous. *Flowers* 50–125 in a head; corollas white to pale pink; lobes papillose inside and at tip and margins outside, without stomata on outer surface; cells of anther collar not or weakly ornamented on walls; anther appendage about as long as wide; style base not enlarged, glabrous; style branches narrowly linear to broadly filiform or slightly clavate, flattened at least at tip, densely long-papillose. *Achenes* prismatic with 5 ribs, with micropunctations not strongly aligned in transverse bands; carpodium distinct, sometimes with upper rim; pappus of short bristles, a crown, or lacking. Basic *chromosome numbers*  $x = 15, 30$ .

The Trichocoroninae contains three genera that share a number of the basic characters of the subtribe Ageratinae to which it seems related. The characters include the eximbricate persistent involucre, the reduced pappus, the somewhat conical receptacle, and the papillose corolla lobes and style branches. The genera of the Trichocoroninae share a series of additional characters, however, that distinguish them as a group from the Ageratinae, the aquatic or subaquatic habit, the sessile leaves, the often solitary heads of the inflorescences, and the lack of strong ornamentation on the cell walls of the anther collars. It seems further notable that the three genera are all North American in distribution, extending farthest south in southwestern Mexico.

Because of the reduced form of the pappus, the members of the Trichocoroninae, like those of the Ageratinae, have escaped inclusion in the broad artificial concepts of *Eupatorium*. Unfortunately, concepts of relationships

among the members of the subtribe have been rather erratic. *Shinnersia* was included within the genus *Trichocoronis* until the present series of studies, in spite of many basic differences, probably partly because of their geographical correlation in Texas and adjacent areas. At the same time, relationship to *Sclerolepis* of the eastern United States seems to have gone completely unrecognized. The relationship of *Trichocoronis* to *Eupatoriopsis* of Brazil, suggested by B. Robinson (1906), is totally rejected here. The latter genus, with its "broad obovate quasi two-winged achenes," has proven to be a member of the utterly distinct and remotely related subtribe Praxelinae.

There are at least circa chromosome counts for all three genera of the Trichocoroninae, and the evidence indicates a unique series in the Eupatorieae on a base of  $x = 15$ . The chromosome counts, if verified by further work, would provide additional evidence of a unified subtribe, distinct from the Ageratinae.

## KEY TO THE GENERA OF THE SUBTRIBE TRICHOCORONINAE

1. Leaves narrow and verticillate at nodes; pappus a thickened, irregular, indurated crown ..... 68. *Sclerolepis*
- 1'. Leaves sessile in pairs; pappus of short setulae or lacking ..... 2
2. Pappus present, of short setulae; corolla throat funnellform; achenes with firm sharply pointed setulae on sides; carpodium stopper-shaped, with thick-walled cells which are larger below ..... 66. *Trichocoronis*
- 2'. Pappus absent; corolla throat broadly campanulate; achenes with thin-walled blunt-tipped setulae on sides; carpodium cylindrical, with large thin-walled cells ..... 67. *Shinnersia*

66. *Trichocoronis*

*Trichocoronis* A. Gray, Mem. Amer. Acad. Arts n.s. 4: 65. 1849. LECTOTYPE: *Ageratum wrightii* Torrey & A. Gray.

*Margacola* Buckley, Proc. Acad. Nat. Sci. Philadelphia 1861 [v. 13]: 457. 1862. TYPE: *Margacola parvula* Buckley [= *Trichocoronis wrightii* (Torrey & A. Gray) A. Gray].

*Biolettia* E. Greene, Pittonia 2: 216. 1891. TYPE: *Biolettia riparia* E. Greene [= *Trichocoronis wrightii* (Torrey & A. Gray) A. Gray].

Erect, subaquatic, annual or perennial *herbs*, with erect to decumbent bases. *Stems* terete, faintly striated, with non-glandular hairs. *Leaves* opposite, sometimes becoming alternate above, sessile and somewhat clasping; blades membranous, oblong, with few strongly ascending secondary veins, margins serrate, apex acute. *Inflorescences* monocephalic to laxly branched; heads pedicellate. *Involucral bracts* ca. 30, eximbricate, in 2–3 series, subequal, broadly lanceolate, with 3–4 striae and glabrous on outer surface; receptacle convex to conical, rather warty, glabrous. *Florets* 75–125 in a head; corollas white to pale pink, with a constricted



PLATE 66. *Trichocoronis wrightii* A. Gray.—A. Habit,  $\times \frac{1}{2}$ .—B. Head,  $\times 8$ .—C. Corolla showing anthers,  $\times 27$ .—D. Style,  $\times 27$ .—E. Achene,  $\times 27$ .

rather elongate basal tube, limb narrowly campanulate; cells of throat elongate with sinuous lateral walls; lobes triangular, about as long as wide, papillose on inner surface and on tip and margins of outer surface; anther collar cylindrical, with numerous subquadrate cells, a few more oblong above, walls with beaded thickenings; anther appendage subquadrate, slightly longer than wide; style base not enlarged, glabrous; style branches broadly filiform, densely long-papillose. *Achenes* prismatic to somewhat fusiform, 4–5-ribbed, ribs setuliferous with sharp-pointed setulae; carpopodium well developed, stopper-shaped, with distinct upper rim, upper cells small, nearly subquadrate, in ca. 5 series, basal row of cells very large; pappus of 2–6 short rather setiform squamellae, persistent, apical cells of pappus squamellae acute. *Pollen grains* ca. 17  $\mu\text{m}$  in diameter. Plate 66.

*Trichocoronis* was originally established by Asa Gray (1849) for the three species that are now placed in *Trichocoronis* and *Shinnersia*. Distinction from the broad concept of *Ageratum* was apparently based on the irregular short pappus after which the genus is named. The separate narrow segments match neither the coroniform structure nor the five-awned form seen in *Ageratum*. Subsequent study has shown differences in the habit, inflorescence form, basically sessile leaves, achene structure, and chromosome number that all indicate that *Trichocoronis* and *Ageratum* are not closely related. The lack of close relationship is reflected in the present placement of the two genera in separate subtribes.

The present study has confirmed the general relationship within the group segregated as *Trichocoronis* by Gray (1849). The only change during the present studies has been the removal of one species to the distinct but related genus *Shinnersia* (King & Robinson, 1970c). The general reasons for the separation are given under the latter genus, but it is most notable that the *Shinnersia*, contrary to the comments by Gray, lacks a pappus.

The carpopodium of *Trichocoronis* is rather distinctive, being stopper-shaped with an enlarged lower row of cells. Such a carpopodium is not found in related genera, but

there are similar forms elsewhere in the Eupatorieae in some genera of the subtribe Ayapaninae. The latter subtribe is not very closely related to *Trichocoronis*, being a mostly South American group with distinctly subimbricate involucre bracts and enlarged bases on the style.

The type species of *Trichocoronis*, *T. wrightii*, is the only member of the subtribe showing branched inflorescences. The species shows a clinal variation in the character, with the most branched forms in the north in Texas, and the least branched forms in Tamaulipas in northern Mexico. The material adventive in California is like that from Texas, while the Tamaulipan material seems to approach, both structurally and geographically, *T. sessilifolia* of southwestern Mexico, having solitary monocephalic inflorescences.

A chromosome number of  $n = 15$  has been reported for the genus (Turner et al., 1962; R. King et al., 1976).

The genus has been reviewed and a key provided to the species by King and Robinson (1970o).

The following two species are recognized in the genus:

*Trichocoronis sessilifolia* (S. Schauer) B. Robinson, Mexico.

*Trichocoronis wrightii* (Torrey & A. Gray) A. Gray, SW United States, Mexico.

## 67. *Shinnersia*

*Shinnersia* R. King & H. Robinson, *Phytologia* 19: 297. 1970. TYPE: *Trichocoronis rivularis* A. Gray.

Ascending aquatic *herbs*, usually unbranched or very sparingly branched. *Stems* terete, striated, initially pilose, becoming glabrous. *Leaves* opposite, sessile, somewhat clasping; blades obovate-spathulate, margin sinuate-incised, grossly dentate to partly dissected, with auriculate wings basally. *Inflorescence* usually monocephalic, in a few cases borne contiguously; heads long pedicellate. *Involucre bracts* ca. 25–30, eximbricate, in 2–3 series, essentially equal, persistent, oblong, with 3–4 striae, glabrous on outer surface, obtuse at apex; receptacle convex to conical, warty, glabrous. *Florets* 90–100 in a head; corollas white; with narrow basal tube as long as limb, throat broadly and rather abruptly rounded-campanulate, with glands on tube, with numerous hairs on upper throat and outer surface of lobes; cells of throat broadly oblong, with sinuous lateral walls; lobes short-triangular, broader than long, papillose on inner surface and on tip and margins of outer surface; anther collar short-cylindrical, cells subquadrate below, with beaded thickenings on walls; anther appendage ovate to subquadrate, about as long as wide; style base not enlarged, glabrous; style branches broadly linear, flat, densely long-papillose. *Achenes* prismatic, 4–5-ribbed, with a few glands, ribs with larger thin-walled apically branched setulae; carpopodium distinct, short-cylindrical, cells rather large, mostly isodiametric, rather thin-walled, in ca. 5 series; pappus lacking. *Pollen grains* ca. 21  $\mu\text{m}$  in diameter. Plate 67.





PLATE 67. *Shinnersia rivularis* (A. Gray) R. King & H. Robinson.—A. Habit,  $\times 1$ .—B. Head,  $\times 7$ .—C. Floret showing anthers,  $\times 20$ .—D. Style,  $\times 20$ .

The single species of *Shinnersia* was originally described as a *Trichocoronis*, and the two genera are closely related. Nevertheless, the two genera differ greatly in details of leaves, corolla shape and pubescence, achene shape and

pubescence, carpodium structure, and development of pappus. Many of the differences involve the structures consisting of larger and thinner-walled cells, and this might be a reflection of *Shinnersia* being a more aquatic plant

than *Trichocoronis*. Such a trend cannot, however, fully explain the unique form of trichomes on the achenes of *Shinnersia* having lax cells and blunt tips as in glands, but having organization with non-glandular forked tips as in ordinary setulae or twin-hairs.

Asa Gray (1849) in his original description of the species of *Shinnersia*, commented on the pappus consisting of numerous minute setae rather than squamellae without a trace of stouter bristles or awns. A position next to *Phalacraea* of DeCandolle was suggested. It is of interest that the structures that have been mistaken for such a pappus in both *Shinnersia* and *Phalacraea* prove to be setulae of the achene surface borne around the apical callus. No true pappus is present in either genus.

The clasping leaf bases that remain separate but essentially surround the stem node, are similar to those in *Trichocoronis*, but the leaf blades are more lobed. Such a tendency, in the extreme, could lead to a verticillate type leaf condition such as is found in the related genus *Sclerolepis*.

Asa Gray (1849) indicates that the flowers were said to be yellow by one collector, Dr. Gregg, but were pronounced as purple by another collector, Mr. Wright. The yellow color seemed to be doubted by Gray.

A chromosome number of  $n = ca. 30$  has been determined by Chambers (King & Robinson, 1970c; R. King et al., 1976).

The single species of *Shinnersia* occurs in the area of the Edwards Plateau in central Texas, and in a small area in Coahuila in northern Mexico. A full citation of specimens is given in the treatment by King and Robinson (1970c).

The genus was named in honor of Lloyd H. Shinners (1918–1971), for many years on the staff of Southern Methodist University in Dallas, Texas, and founder of the journal *SIDA*.

The following single species is recognized in the genus:

*Shinnersia rivularis* (A. Gray) R. King & H. Robinson, Texas, Mexico.

## 68. *Sclerolepis*

*Sclerolepis* Cass., Bull. Soc. Philom. Paris 1816: 198. 1816. TYPE: *Sparganophorus verticillatus* Michaux [= *Sclerolepis uniflora* (Walter) Britton, Sterns & Pogg.].

Erect, subaquatic to aquatic perennial *herbs*, with decumbent or creeping bases, rhizomatous, unbranched or belatedly producing branches above base. *Stems* terete, not or scarcely striated, glabrous. *Leaves* verticillate, 4–6 at a node; blades linear, margin entire. *Inflorescences* terminal, usually monocephalic; heads pedicellate. *Involucral bracts* 22–25, eximbricate, in 2 series, subequal, persistent, broadly lanceolate, glabrous; receptacle highly convex to conical, rather warty, glabrous. *Florets* ca. 50 in a head; corollas pink, narrowly funnelliform from slightly narrowed base, with glands on tube and base of throat; cells of throat broadly oblong with sinuous lateral walls; lobes short-triangular, wider than long, papillose on inner surface and on tip and margins of outer surface, with short thick hairs on outer surface; anther collar narrowly cylindrical, with numerous subquadrate cells below, with beaded thickenings on walls; anther appendage scarcely wider than long; style base not enlarged, glabrous; style branches narrowly linear to slightly clavate, rather flattened distally, densely long-papillose. *Achenes* prismatic, 5-ribbed, serrulate to slightly crested on ribs with series of large thin-walled cells, with few glands near upper end; carpodium subcylindrical, with sinuous vascular trace, with large thin-walled cells that are continuous onto lower ribs of achene; pappus of usually 5, thick, broadly oblong, blunt, indurated scales, with margins densely crenulate-denticulate, with cells in many layers. *Pollen grains* ca. 17  $\mu\text{m}$  in diameter. Plate 68.

*Sclerolepis* is thoroughly distinct in the tribe by its subaquatic nature, its narrow verticillate leaves, and its pappus structure. The indurated, oblong pappus segments with multistratose cells, is the feature after which the genus is named.

The genus has been consistently recognized as distinct since its original description by Cassini (1816b), and has been placed in various systems of classification in the broad relationship that includes both *Ageratum* and *Trichocoronis* along with many other genera. A more accurate disposition for the genus was not provided until the survey of the tribe by H. Robinson and King (1977), who noted that *Sclerolepis*, *Trichocoronis*, and *Shinnersia* resemble

each other and differ from *Ageratum* by the less strongly ornamented cell walls of the anther collars, the subaquatic to aquatic habit, and the generally North American distribution. *Sclerolepis* remains more distinct from *Trichocoronis* and *Shinnersia* than the latter two are from each other. It should be noted that the verticillate leaves, that help distinguish *Sclerolepis*, actually seem similar to the leaf pairs of *Trichocoronis* and *Shinnersia* in the way that they surround the nodes of the stem. Also, the rather distinctive crests of the cells on the ribs of the achenes in *Sclerolepis* are probably structurally related to the pappus.

The single species of *Sclerolepis* is distributed in eastern North America in the coastal plain and adjacent areas




PLATE 68. *Sclerolepis uniflora* (Walter) Porter.—A. Habit,  $\times \frac{7}{8}$ .—B. Head,  $\times 4$ .—C. Corolla showing anthers,  $\times 21$ .—D. Style,  $\times 21$ .—E. Achene,  $\times 21$ .

from New Hampshire in the north southward through New Jersey and Delaware to Florida and Alabama.

Chromosome numbers of  $n = 15$  and ca. 30 have been reported by R. King et al. (1976).

The following single species is recognized in the genus:

*Sclerolepis uniflora* (Walter) Britton, Sterns & Pogg., E United States.

## SUBTRIBE VII. AYAPANINAE

Ayapaninae R. King & H. Robinson, *Phytologia* 46: 446. 1980. TYPE *Ayapana* Spach.

Erect annual or perennial *herbs* or *subshrubs*, rarely *vines*, sparingly to moderately branched; *leaves* opposite, sometimes becoming alternate above, usually sessile or short-petiolate. *Inflorescence* terminal on leafy branches, sometimes diffuse. Heads clustered, usually short-pedicellate; *involucral bracts* usually distinctly subimbricate with bracts of graduated lengths, persistent; receptacle slightly convex, rarely columnar, usually glabrous, more rarely paleaceous or with hairs. *Flowers* 3–300 in a head; corollas white to pink or reddish purple; lobes usually smooth with rather elongate cells on inner surface, without stomata on outer surface; cells of anther collar with dense annular thickenings on walls; anther appendage usually as long as wide, rarely reduced (lacking in *Parapiqueria*); style base with enlarged node, with or without hairs; style branches linear to tapering (greatly broadened apically in *Gongrostylus*), smooth to strongly papillose. *Achenes* prismatic with 5 ribs, micropunctations of walls not strongly aligned in transverse bands; carpopodium distinct, strongly demarcated, contorted with sinuous vascular trace or stopper-shaped with greatly enlarged basal row of cells, walls of cells strongly thickened or beaded; pappus usually of many capillary bristles, sometimes of reduced number, rarely short or lacking, with pointed apical cells. Basic chromosome number  $x = 10$ .

The Ayapaninae represents a considerable break from the preceding series of related subtribes. All share the densely annulated walls of the cells in the anther collar, but the Ayapaninae differ by the distinctly subimbricate rather than eximbricate involucral bracts, the corolla lobes with smooth elongate cells on the inner surface rather than short or bulging cells, and the characteristically enlarged style base. The latter character is of only erratic occurrence in the preceding subtribes.

Closest relationship of the Ayapaninae is actually to the following subtribe Alomiinae with which it shares the basic form of involucre, corolla lobes, and to some extent style base. The Ayapaninae differs primarily by the lack of the long-clavate style appendage that is characteristic of most Alomiinae. It seems notable that the one example of an enlarged style tip in the Ayapaninae, in *Gongrostylus*, has the enlargement in both width and thickness, the same as in the Alomiinae. The enlarged style bases of the Ayapaninae and many Alomiinae have resulted in members of both subtribes being placed in the past in the genus *Bulbostylis* of DeCandolle, which is a synonym of *Brickellia*.

During early phases of the present series of studies, the combination of sessile or basally winged leaves and the pubescent and often enlarged style bases led to the belief that *Campuloclinium* of the Gyptidinae was related to *Ayapana*, and the present subtribal group was initially referred to as Campuloclinioid (King & Robinson, 1970r; Barroso & King, 1971). There remain some close superficial similarities between *Campuloclinium* and some species of *Heterocondylus* of the Ayapaninae, but examination of details shows that there is no close relationship.

Among the genera presently placed in the Ayapaninae, only the position of *Isocarpha* seems to be in any question.

Leaf bases and bases of styles as well as the reduced form of style branches seen in *Isocarpha*, *Lepidesmia*, and *Ayapana* were factors in the original placement of *Isocarpha* in the present group of genera. The reduced style branches and the defective forms of pappus of *Isocarpha* and *Lepidesmia* have caused these two genera to be placed in the tribe Heliantheae in traditional systems of classification (Bentham & Hooker, 1873; Hoffmann, 1890–1894). In early phases of the present series of studies, the characteristic *Ayapana*-type carpopodium was noted in *Lepidesmia*, and both that genus and *Isocarpha* were treated as close relatives of *Ayapana* (King & Robinson, 1970r). The close relationship of *Isocarpha* has since been reconsidered, as indicated under that genus, but relationship to the Ayapaninae is still regarded as most likely (Keil & Stuessy, 1981).

A few other elements of the Ayapaninae besides *Isocarpha* and *Lepidesmia* have a reduced pappus. Of these, *Alomiella* is based on a species that was originally included in the broad concept of *Alomia*, *Parapiqueria* has some of the characters of the traditional genus *Piqueria*, and *Monogereion* is individually distinctive with a single long pappus bristle. The majority of the Ayapaninae, however, possess a pappus of numerous capillary bristles, and were placed in the broad concept of *Eupatorium* in the traditional systems of classification.

The elements of the subtribe with paleae, *Isocarpha*, *Lepidesmia*, and *Parapiqueria* do not seem to form a related group within the subtribe.

The Ayapaninae are mostly restricted to South America with a few species extending their natural range into Central America. Members of the Ayapaninae tend to occur at lower elevations than members of some other subtribes such as the Oxylobinae or Critoniinae.

KEY TO THE GENERA OF THE SUBTRIBE AYAPANINAE

1. Heads with paleae or coalesced with bracts among the flowers ..... 2
2. Heads congested; pappus present, short; carpodium with basal tier of cells much enlarged ..... 79. *Lepidesmia*
- 2'. Heads separate on distinct peduncles; pappus absent ..... 3
3. Receptacle highly conical to columnar, with indurate bracts; anther appendage present; sparingly branched plants with narrowly elliptical to ovate leaves ..... 80. *Isocarpha*
- 3'. Receptacle low-conical, with broadly scarious bracts; anther appendage absent; small densely branched plants with linear leaves ..... 78. *Parapiqueria*
- 1'. Heads without paleae, without bracts among flowers ..... 4
4. Pappus with single long bristle or with bristles short or lacking ..... 5
5. Pappus lacking or of short deciduous bristles; veins of corolla greatly thickened in lower part; corolla glabrous inside; leaves simple ..... 76. *Alomiella*
- 5'. Pappus present, with a single long and persistent bristle; veins of corolla not greatly thickened in lower part; corolla with a few hairs inside; leaves tripartite ..... 77. *Monogereion*
- 4'. Pappus with 5 or more symmetrically arranged long and persistent bristles ..... 6
6. Style appendage with elongate often imbricated papillae; base node of style glabrous ..... 7
7. Pappus of 5–10 bristles; style branches slightly thickened; basal tier of carpodial cells scarcely enlarged ..... 75. *Gymnocondylus*
- 7'. Pappus of 18–30 bristles; style branches narrowly linear to tapering at tip; carpodium with basal tier of cells distinctly enlarged ..... 69. *Ayapana*
- 6'. Style appendage mamillate to nearly smooth; style node often with hairs ..... 8
8. Carpodium contorted, with cells of lowest row not more enlarged ..... 9
9. Branches of inflorescence with regular widely dichotomous branching; involucre with 15 bracts in 5 regular ranks of 3; corolla with abruptly broadly campanulate throat ..... 74. *Condylidium*
- 9'. Inflorescence without regular widely dichotomous branching; involucral bracts not in regular ranks; corolla funnellform ..... 73. *Heterocondylus*
- 8'. Carpodium cylindrical, with the lowest row of cells distinctly enlarged ..... 10
10. Epiphytes; tips of style branches with prominent fusiform enlargements ..... 72. *Gongrostylus*
- 10'. Terrestrial plants; style branches linear to filiform ..... 11
11. Heads with 150–300 flowers; corollas extremely slender with anthers inserted at staggered levels ..... 71. *Polyanthina*
- 11'. Heads with 25–150 flowers; corollas funnellform with anthers inserted at the same level ..... 70. *Ayapanopsis*

69. *Ayapana*

*Ayapana* Spach, Hist. Nat. Vég. Phan. 10: 290. 1841. TYPE: *Ayapana officinalis* Spach [= *A. triplinervis* (Vahl) R. King & H. Robinson].

Erect perennial *herbs*, unbranched in vegetative parts or basally branched. *Stems* terete or somewhat hexagonal. *Leaves* mostly opposite, sessile or winged to base; blades narrowly ovate to elliptical, margin entire to serrulate, pinnately to trinervately veined. *Inflorescence* laxly paniculate, with laxly or densely corymbose to subcymose branches; heads pedicellate to sometimes sessile. *Involucral bracts* 15–35, subimbricate, in 4–5 graduated series, persistent, lanceolate, spreading at maturity; receptacle convex, glabrous. *Florets* 5–40 in a head; corollas white or pink, narrowly funnellform to nearly tubular, glabrous on inner surface, with glands on outer surface of lobes; cells of limb elongate with sinuous walls; lobes short- to long-triangular, smooth on inner surface; anther collar slender, cells mostly elongate, with transverse annular thickenings on walls; anther appendage triangular to oblong, slightly longer than wide; style base enlarged, glabrous; style branches filiform or with short tapering recurved appendages, densely long-papillose. *Achenes* prismatic, 5-ribbed, with few to many setulae mostly on ribs; carpodium stopper-shaped, with distinct upper rim, slightly asymmetrical, cells of basal row greatly enlarged, other cells small, in many series, with evenly thickened walls; pappus of ca. 20–40 slender, scabrous, persistent bristles, apical cells of bristles sharply pointed. *Pollen grains* ca. 17–22  $\mu\text{m}$  in diameter. Plate 69.

*Ayapana* was first established at generic rank in 1841 by Spach on the basis of a single species native to the Amazon and widely introduced into other parts of the tropics as a medicinal plant. The species had been variously known under the names *Eupatorium aya-pana* Vent.

and *E. triplinerve* Vahl, with the epithet *aya-pana* being ultimately derived from the Tupi Indian name for the plant. The Spach generic concept was neither adequately explained nor extended to related plants, and the concept passed from notice for more than a century.



PLATE 69. *Ayapana amygdalina* (Lam.) R. King & H. Robinson.—A. Habit,  $\times \frac{2}{3}$ .—B. Base of plant,  $\times \frac{2}{3}$ .—C. Head,  $\times 5$ .—D. Corolla showing anthers,  $\times 15$ .—E. Style,  $\times 15$ .—F. Achene,  $\times 15$ .

It has been during the present series of studies that the name *Ayapana* has been found to be applicable to a natural group of species, previously placed in *Eupatorium*, that differ from their nearest relatives by the long papillae of their style appendages and by the enlarged basal row of cells in their carpopodia. The members of the genus also happen to have expanded style bases that are glabrous, lacking the hairs that are present in some members of related genera. The genus remains one of the most distinct and most commonly collected of the related series placed in the subtribe Ayapaninae.

A number of the related genera share with *Ayapana* the distinctive type of carpopodium with an enlarged basal row of cells. Such carpopodia are found in no other subtribe, being approached in form only in *Trichocoronis* of the Trichocoroninae. Among the genera with such carpopodia is only one, *Lepidesmia*, that also has short and papillose style appendages, a correlation that led to its placement in *Ayapana* in earlier studies of the present series. *Lepidesmia* is reseggregated here on the basis of its defective pappus and its small partially paleaceous heads in complex clusters. It is notable that many species of *Ayapana* show the same type of style appendages that have been considered Helianthean in *Lepidesmia* by various authors including B. Robinson (1913a).

*Ayapana* as presently delimited, consists of two rather distinctive groups. The typical group with reddish flowers and filiform style branches contains in addition to the type, the widely distributed *A. amygdalina* of Central and South America. The non-typical group of the genus has whitish flowers with comparatively short corolla lobes, and has short reflexed appendages. The latter group contains most of the species of the genus, but is almost completely restricted to the northern Andes.

Most species of *Ayapana*, like most Asteraceae, seem

to prefer open habitats. Even the rather recently described *A. ecuadorensis* has apparently become rather weedy along certain roadsides in Cañar in Ecuador. The habitat preference of *Ayapana* seems significant when compared to that of the related genus *Ayapanopsis*.

In spite of some variation in reported numbers, a constant chromosome base of  $x = 10$  is suspected for the genus (R. King et al., 1976).

A key to the species of *Ayapana*, including *Lepidesmia*, is provided by King and Robinson (1976c).

The following 14 species are recognized in the genus:

- Ayapana amygdalina* (Lam.) R. King & H. Robinson, Guatemala, Honduras, Nicaragua, Costa Rica, Panama, Colombia, Venezuela, Trinidad, Guayana, Ecuador, Peru, Bolivia, Paraguay, Brazil.
- Ayapana ecuadorensis* R. King & H. Robinson, Ecuador.
- Ayapana elata* (Steetz) R. King & H. Robinson, Costa Rica, Panama, Peru.
- Ayapana haughtii* R. King & H. Robinson, Colombia.
- Ayapana hylophila* (B. Robinson) R. King & H. Robinson, Colombia.
- Ayapana jaramillii* R. King & H. Robinson, Colombia.
- Ayapana lanceolata* R. King & H. Robinson, Peru, Bolivia.
- Ayapana ornithophora* (B. Robinson) R. King & H. Robinson, Colombia.
- Ayapana pilluanensis* (Hieron.) R. King & H. Robinson, Peru.
- Ayapana stenolepis* (Steetz) R. King & H. Robinson, Panama, Bolivia.
- Ayapana tovarensis* (B. Robinson) R. King & H. Robinson, Venezuela.
- Ayapana trinitensis* (Kuntze) R. King & H. Robinson, Colombia, Venezuela, Trinidad.
- Ayapana triplinervis* (M. Vahl) R. King & H. Robinson, Brazil, Ecuador, introduced in West Indies & East Indies.
- Ayapana turbacensis* (Hieron.) R. King & H. Robinson, Colombia.

## 70. *Ayapanopsis*

*Ayapanopsis* R. King & H. Robinson, *Phytologia* 24: 382. 1972. TYPE: *Eupatorium latipaniculatum* Rusby.

Erect perennial *herbs* or *subshrubs*, with few branches. *Stems* terete, striated, pubescent to subglabrous. *Leaves* opposite, distinctly to indistinctly petiolate, petioles with or without wings; blades elliptical or ovate to deltoid, pinnately to weakly trinervately veined, base cuneate to cordate, apex acute to acuminate, margin serrate to nearly entire. *Inflorescence* a corymbose panicle with corymbose to weakly cymose branches; heads pedicellate. *Involucral bracts* 30–50, subimbricate, in 3–4 strongly graduated series, persistent, narrowly oblong to lanceolate; receptacle slightly convex, glabrous to minutely pilulose. *Florets* 35–150 in a head; corollas pink to violet, narrowly funnellform; cells of limb elongate with sinuous lateral walls; lobes triangular, as long as wide or longer, outer surface usually glanduliferous, sometimes with non-glandular hairs, inner surface smooth; anther collar cylindrical, cells subquadrate to longer than wide, with transverse annular thickenings on walls; anther appendage ovate 0.6–1.5 times as long as wide; style base distinctly enlarged, glabrous to densely hirtellous; style branches linear, almost smooth to slightly mamilllose. *Achenes* prismatic to fusiform, 5-ribbed, with few to many setulae, glanduliferous; carpopodium large, with distinct upper rim, short-cylindrical, with enlarged basal row of cells, upper cells small, with evenly thickened walls; pappus of ca. 15–40 scabrous, persistent bristles, apical cells of pappus bristles acute to subacute. *Pollen grains* ca. 17–25  $\mu\text{m}$  in diameter. Plate 70.



PLATE 70. *Ayapanopsis latipaniculata* (Rusby) R. King & H. Robinson.—A. Habit,  $\times \frac{1}{2}$ .—B. Head,  $\times 5\frac{1}{2}$ .—C. Corolla showing anthers,  $\times 13$ .—D. Style,  $\times 13$ .—E. Achene,  $\times 13$ .



*Ayapanopsis* is closely related to the genus *Ayapana* after which it is named, and it possesses the same type of carpodium with an enlarged basal row of cells. *Ayapanopsis* is distinct in having linear non-papillose style branches rather than strongly papillose branches as in *Ayapana*. The genus is also different in its potential for producing hairs on the style bases in many species, a capacity not seen in *Ayapana*. A much more subtle difference between the genera seems to be ecological, with most of the species of *Ayapanopsis* preferring forested habitats often at medium elevations.

*Ayapanopsis* is also closely related to *Polyanthina* which has the same type of carpodium and style branches. Also, the present genus often has hairs on the receptacle as in *Polyanthina*. The extremely narrow flowers of the latter genus are distinct, however, and it has a preference for open habitats.

The genus *Ayapanopsis* ranges from southern Colombia southward in the Andes to Argentina. The only exceptions to the general geographic pattern are *A. oblongifolia* of Minas Gerais in eastern Brazil, and *A. esperanzae* with its broad rather cordate leaves from west-central Paraguay. The majority of the species seem to be concentrated in Peru and Bolivia. Apparently because of the ecological preference of the genus, most of the species are very localized, and are poorly represented in collections. The genus may never be properly known since the habitat involved is particularly subject to destruction by human activity.

No key exists to the species of *Ayapanopsis* except the general treatments of *Eupatorium* sensu lato provided by

B. Robinson for various Andean countries such as Peru (1919b) and Bolivia (1920b). A list of species was given by King and Robinson (1972mm), but many of the species have since been found to have older names. It would seem that future attempts to distinguish species of *Ayapanopsis* should rely not only on habit, but also on pubescence of corollas, achenes, and style bases.

The following 14 species are recognized in the genus:

- Ayapanopsis adenophora* R. King & H. Robinson, Bolivia.
- Ayapanopsis andina* (B. Robinson) R. King & H. Robinson, Peru.
- Ayapanopsis cuchabensis* (B. Robinson) R. King & H. Robinson, Colombia, Ecuador.
- Ayapanopsis didyma* (Klatt) R. King & H. Robinson, Bolivia.
- Ayapanopsis esperanzae* (Hassler) R. King & H. Robinson, Paraguay.
- Ayapanopsis euphyes* (B. Robinson) R. King & H. Robinson, Bolivia.
- Ayapanopsis ferreyrii* R. King & H. Robinson, Peru.
- Ayapanopsis latipaniculata* (Rusby) R. King & H. Robinson, Bolivia.
- Ayapanopsis mathewsii* (B. Robinson) R. King & H. Robinson, Peru.
- Ayapanopsis oblongifolia* (Gardner) R. King & H. Robinson, Brazil.
- Ayapanopsis tarapotensis* (B. Robinson) R. King & H. Robinson, Peru.
- Ayapanopsis triosteifolia* (Rusby) R. King & H. Robinson, Bolivia.
- Ayapanopsis tucumanensis* (Lillo & B. Robinson) R. King & H. Robinson, Argentina.
- Ayapanopsis vargasii* R. King & H. Robinson, Peru.

## 71. *Polyanthina*

*Polyanthina* R. King & H. Robinson, Phytologia 20: 213. 1970. TYPE: *Eupatorium nemorosum* Klatt.

Erect perennial herbs, unbranched or sparingly branched in vegetative part. Stems terete, striated, with both non-glandular and glandular hairs. Leaves opposite, sometimes alternate above, with petioles that are winged to base; blades ovate, margins serrate, with pinnate venation. Inflorescence a lax thyrsoid or pyramidal panicle with denser cymose branches; heads pedicellate. Involucral bracts ca. 40–50, subimbricate, in 2–3 strongly graduated series, persistent, lanceolate; receptacle slightly convex, shortly puberulous. Florets ca. 200–300 in a head; corollas white, very narrowly tubular, glabrous on inner and outer surface; cells of limb elongate with sinuous lateral walls; lobes triangular, longer than wide; filaments inserted at staggered levels on corolla tube; anther collar slender, with transverse annular thickenings on cell walls; anther appendage triangular to ovate, slightly longer than wide; style base distinctly enlarged, glabrous; style branches filiform, not tapered, shortly mamilllose. Achenes prismatic, 5-ribbed, glabrous except for a few setulae near the top; carpodium stopper-form or cylindrical, with distinct upper rim, slightly asymmetrical, basal row of cells very large, numerous upper rows of cells small with isodiametric outer faces, cell walls evenly thickened; pappus of ca. 25 scabrid persistent bristles, apical cells of bristles acute. Pollen grains ca. 18–22  $\mu$ m in diameter. Plate 71.

The genus *Polyanthina* is unique in the Eupatorieae in the form of the numerous slender flowers after which it is named. The corollas are sufficiently narrow to resemble the female flowers of various non-Eupatorian genera such

as *Baccharis* and *Pluchea*, and *Polyanthina* was described once as *Baccharis oppositifolia*. The small thecae of the anthers cause the only significant bulge in the corollas. The staggered insertions of the filaments eliminate the



PLATE 71. *Polyanthina nemorosa* (Klatt) R. King & H. Robinson. — A. Habit,  $\times \frac{2}{3}$ . — B. Head,  $\times 5$ . — C. Receptacle,  $\times 5$ . — D. Corolla showing anthers,  $\times 12$ . — E. Style,  $\times 12$ . — F. Achene,  $\times 12$ .

slight bulge of the type that occurs in anther-bearing corollas of most other Asteraceae at the base of the throat.

The single species presently placed in *Polyanthina* is also notable for the numerous minute hairs on the surface

of the receptacle. The hairs have caused the species to be included in *Eupatorium* section *Hebeclinium* in the treatments of *Eupatorium* sensu lato by B. Robinson (1918b, 1918c, 1919b, 1920b). *Polyanthina* is subtribally distinct

from any of the other elements that have been placed in the section *Hebeclinium*.

*Polyanthina* has the same form of carpopodium with an enlarged basal row of cells, and the same type of enlarged glabrous style base as in the genus *Ayapana*, and a close relationship is assumed. *Polyanthina* differs by the non-papillose style branches, the number of flowers in the head, the narrow form of the corolla, and the hairs on the receptacle. The genus also seems close to *Ayapanopsis* which has the same type of carpopodium and non-papillose style branches, but the style appendages in the latter genus are wider, the corollas are not specialized, the hairs that sometimes occur on the receptacle are not as small or as numerous, and the style base often has hairs.

The single species of *Polyanthina* is common in open areas at median elevations in Costa Rica and in the Andes from Colombia south to Bolivia. The species is commonly collected, and seems to thrive in areas frequented by botanists during the last century. The rather late initial description of the species, however, seems to indicate that the species has not always been so accessible to plant collectors.

In spite of a few uncertain reports, the chromosome number of *Polyanthina* is apparently  $n = 10$ .

The following single species is recognized in the genus:

*Polyanthina nemorosa* (Klatt) R. King & H. Robinson, Costa Rica, Panama, Colombia, Venezuela, Ecuador, Peru, Bolivia.

## 72. *Gongrostylus*

*Gongrostylus* R. King & H. Robinson, *Phytologia* 24: 387. 1972. TYPE: *Eupatorium costaricense* Kuntze.

Slender epiphytic vines, sparingly branched. *Stems* terete, striated, sparsely to coarsely hirsute. *Leaves* opposite, distinctly short-petiolate; blades ovate, bases rounded, margins with remote serrations, veins trinervate from near base. *Inflorescences* mostly in axils of normal leaves, corymbose with cymose branches; pedicels slender, usually moderately long. *Involucral bracts* ca. 25, subimbricate, in ca. 3 graduated unequal series, persistent, ovate to lanceolate or linear-lanceolate; receptacle slightly convex, glabrous. *Florets* ca. 20 in a head; corollas white, very narrowly funnelform, mostly glabrous with glands on outer surface of lobes; cells of limb elongate with sinuous lateral walls; lobes triangular, slightly longer than wide, smooth on both surfaces; anther collar elongate, with short-oblong to elongate cells, cell walls with transverse annular thickenings; anther appendage short, only half as long as wide; style base enlarged, densely hirsute; style branches narrow and slightly mamillate below, greatly enlarged and smooth distally in broadened and thickened fusiform tip. *Achenes* prismatic, 5-ribbed, glabrous; carpopodium large, forming a distinct short cylinder with a prominent upper rim, basal row of cells greatly enlarged, numerous upper rows of cells small and subquadrate, cell walls evenly thickened; pappus of ca. 30 scabrid, persistent bristles, scarcely narrowed toward tips, apical cells of bristles subacute. *Pollen grains* ca. 20  $\mu\text{m}$  in diameter. Plate 72.

The genus *Gongrostylus* consists of a single scandent epiphytic species occurring at rather low elevations in moist forests along the Atlantic slopes of Costa Rica and Panama and along Pacific slopes in Colombia and Ecuador. The genus is related to *Ayapana* and *Ayapanopsis* in the form of its carpopodium with the basal row of distinct enlarged cells. The habitat in moist forests and the hairs on the style base would indicate that relationship might be closest to *Ayapanopsis*. The scandent form of the plants and the structure of the style branches are the features that distinguish the genus from *Ayapanopsis* and all other members of the Ayapaniinae.

*Gongrostylus* is named after the most distinctive feature of the genus, the greatly enlarged tips of the style branches. The tips are rather fusiform, being both thickened and broadened as in the style branches of most Alomiinae. The enlargements are not flattened as the enlargements are in members of the Critoniinae and most other Eupatorieae. The enlargements in *Gongrostylus* are accentuated by the narrowness of the rest of the style appendage, and the style branch resembles a Lepidopteran antenna.

In addition to the habit and the style appendage, the short anther appendage in *Gongrostylus* distinguishes the genus from all others in the subtribe having a pappus of many capillary bristles. Reduction of the anther appendage is rather common in some other subtribes of the Eupatorieae, but is uncommon in the Ayapaniinae.

Though both *Gongrostylus* and *Ayapanopsis* seem to prefer moist forested areas, the very different distributions would indicate their habitats are not identical. It is notable that the species of *Gongrostylus* is not localized as are most *Ayapanopsis* species. Actually, the species of *Gongrostylus* was until recently known only from the extremes of its range, and the more continuous distribution was not demonstrated until collecting efforts were extended into the more uncomfortable, warm, moist areas of Colombia and Panama. The species is treated in more detail in the *Flora of Panama* (King & Robinson, 1975y).

The following single species is recognized in the genus:

*Gongrostylus costaricensis* (Kuntze) R. King & H. Robinson, Costa Rica, Panama, Colombia, Ecuador.



PLATE 72. *Gongrostylus costaricensis* (Kuntze) R. King & H. Robinson.—A. Habit,  $\times \frac{3}{5}$ .—B. Head,  $\times 4$ .—C. Corolla showing anthers,  $\times 9$ .—D. Style,  $\times 9$ .—E. Achene,  $\times 9$ .



PLATE 73. *Heterocondylus vitalbae* (DC.) R. King & H. Robinson. —A. Habit,  $\times \frac{1}{2}$ . —B. Head,  $\times 4$ . —C. Corolla showing anthers,  $\times 9$ . —D. Style,  $\times 9$ . —E. Achene,  $\times 9$ .

73. *Heterocondylus*

*Heterocondylus* R. King & H. Robinson, Phytologia 24: 389. 1972. TYPE: *Eupatorium vitalbae* DC.

Erect to subscandent perennial *herbs* or *subshrubs*, with few to many branches. *Stems* terete, striated, with non-glanduliferous or glanduliferous pubescence. At least lower *leaves* opposite, upper leaves alternate in some species, bases sessile or short-petiolate; blades ovate to narrowly oblong or panduriform, margin entire to serrate, with pinnate to trinervate venation. *Inflorescence* with few to many branches, pyramidal to distinctly cymose; pedicels short to moderately long; heads large, sometimes nodding. *Involucral bracts* ca. 15–30, subimbricate, in 3–5 often strongly graduated series, persistent, oblong to lanceolate; receptacle flat, glabrous. *Florets* 20–80 in a head; corollas white to pink or reddish-purple, narrowly funnelliform; cells of limb elongate with mostly sinuous lateral walls; lobes triangular, usually distinctly longer than wide, smooth on both surfaces, glabrous to sparsely glanduliferous on outer surface; anther collar often thickened above, lower cells subquadrate or wider than long, upper cells oblong to narrowly oblong, with annular thickenings on walls; anther appendage ovate to oblong, slightly longer than wide; style base distinctly enlarged, glabrous or hirtellous; style branches linear to broadly linear, smooth to short-mamillose. *Achenes* prismatic or fusiform, 4–5-ribbed, with short setulae or glands on sides, lower part of achene long-tapering; carpodium distinct, somewhat asymmetrical with sinuous vascular trace, stopper-shaped with distinct upper rim, cells subquadrate to short-oblong, in many series, with distinctly thickened rather porose walls; pappus of ca. 20–30 scabrid persistent bristles, apices of bristles not enlarged or only gradually dilated, apical cells of bristles acute. *Pollen grains* ca. 19–26  $\mu\text{m}$  in diameter. Plate 73.

The genus *Heterocondylus* includes a remarkably diverse group of species that is distinguished within the Ayapaninae by a carpodial structure strikingly unlike the specialized type seen in the typical element of the subtribe. The carpodium in *Heterocondylus* differs by the lack of a different-sized basal row of cells, by the porosity of the cell walls, and by the more pronounced asymmetry especially in the vascular trace. Since the carpodium in the genus shows comparative uniformity, some uniformity in other characters might be expected, but the genus as a group is otherwise notable only for the tendency toward large heads that has caused some of its species to be placed in the remotely related Gyptidine genus *Campuloclinium*.

The variations within *Heterocondylus* are so marked that unity of the group is not initially obvious. The variation between hirtellous and glabrous basal nodes of the style is the basis of the generic name. Other variations involve the habit, where there are such extremes as the slender, nearly monocephalic, microphyllous *H. lysimachioïdes*, the small rather scapose forms like *H. amphidictyus*, *H. pumilus*, and *H. pandurifolius*, and comparatively shrubby forms such as *H. vitalbae*. Most species have distinctly alternate leaves and branching above and in the inflorescence, but the leaves and branches of the inflorescences are opposite in two species, *H. alatus* and *H. vitalbae*. The involucral bracts of *H. vitalbae* and *H. grandis* are comparatively broad and comparatively subequal, unlike those of other species.

In more carefully assessing variations in *Heterocondylus*, it seems probable that the closest relationships are among those species restricted to the area of Brazil and Paraguay. Only *H. alatus* of the Brazilian species seems

particularly distinctive. It is the type species, *H. vitalbae*, with its mostly Andean and Central American distribution, that seems the most distinct element of the genus. The type species has no evident close relationship to *H. grandis* which it approaches in the form of its involucre. There does not seem to be any immediate relationship between the two species with opposite branching in the inflorescence, either, although some non-Brazilian material of *H. vitalbae* has been misidentified as *Eupatorium vautherianum* (= *H. alatus*), as reported by B. Robinson (1919b).

The following 12 species are recognized in the genus:

- Heterocondylus alatus* (Vell. Conc.) R. King & H. Robinson, Brazil.
- Heterocondylus amphidictyus* (DC.) R. King & H. Robinson, Brazil.
- Heterocondylus decipiens* (Baker) R. King & H. Robinson, Brazil.
- Heterocondylus grandis* (Schultz-Bip. ex Baker) R. King & H. Robinson, Brazil.
- Heterocondylus itacolumiensis* (Schultz-Bip. ex Baker) R. King & H. Robinson, Brazil.
- Heterocondylus jaraguensis* (B. Robinson) R. King & H. Robinson, Brazil.
- Heterocondylus leptolepis* (Baker) R. King & H. Robinson, Brazil.
- Heterocondylus lysimachioïdes* (Chodat) R. King & H. Robinson, Paraguay.
- Heterocondylus pandurifolius* (Baker) R. King & H. Robinson, Brazil.
- Heterocondylus pumilus* (Gardner) R. King & H. Robinson, Brazil.
- Heterocondylus reitzii* R. King & H. Robinson, Brazil.
- Heterocondylus vitalbae* (DC.) R. King & H. Robinson, Honduras, Nicaragua, Costa Rica, Panama, Colombia, Venezuela, Surinam, Ecuador, Peru, Bolivia, Paraguay, Brazil.



PLATE 74. *Condylidium iresinoides* (H.B.K.) R. King & H. Robinson.—A. Habit,  $\times \frac{1}{2}$ .—B. Head,  $\times 8$ .—C. Corolla showing anthers,  $\times 25$ .—D. Style,  $\times 25$ .—E. Achene,  $\times 25$ .

74. *Condylidium*

*Condylidium* R. King & H. Robinson, Phytologia 24: 380. 1972. TYPE: *Eupatorium iresinoïdes* H.B.K.

Erect to decumbent perennial *herbs* or *subshrubs*, laxly branching. *Stems* terete, striated, puberulous. *Leaves* opposite, short-petiolate with petioles winged to near base; blades ovate to ovate-lanceolate, margin bluntly serrate to subentire, apex short-acuminate, base rounded to truncate, abruptly and narrowly decurrent into petiole wing, trinervate from near base of blade. *Inflorescence* thyrsoïd-paniculate, with laxly and divaricately cymose branches; pedicels mostly short. *Involucral bracts* 15, subimbricate, in 5 ranks and 3 series, unequal and graduated, persistent, suborbicular to narrowly lanceolate, tips acute; receptacle flat to slightly convex, glabrous. *Florets* 5–6 in a head; corollas white, with a short constricted basal tube, with abruptly and rather narrowly campanulate limb; cells of limb elongate with sinuous lateral walls; lobes triangular, slightly longer than wide, smooth on both surfaces; lower filament rather short, collar almost as long, cylindrical, collar cells subquadrate below, more elongate above, with weak annular or otherwise ornate thickenings on walls; anther appendage slightly longer than wide; style base enlarged, densely short-hirsute; style branches linear, densely long-papillose. *Achenes* prismatic, 5-ribbed, ribs with numerous short setulae; carpodium asymmetrical, very prominent on one side, contorted and slightly tapering, with sigmoid vascular trace, lower cells subquadrate, thick-walled, upper cells more elongate; pappus of ca. 30–40 slender, scabrid, persistent bristles, apical cells of bristles acute. *Pollen grains* ca. 18–20  $\mu\text{m}$  in diameter. Plate 74.

The genus *Condylidium*, as a number of others in the Ayapaninae, has a name referring to the knob-like base of the style that is characteristic of the subtribe. The node at the base of the style, however, is not particularly unusual in the subtribe, being one of many in the group bearing dense pubescence. The position of the genus in the subtribe is actually somewhat peripheral and somewhat transitional to the Alomiinae where the carpodium finds a rather close match in some species of *Flyriella*. *Condylidium* is placed in the Ayapaninae on the basis of the narrowly linear and densely papillose style branches, unlike the long-clavate form found in most Alomiinae.

A number of characteristics serve to distinguish *Condylidium* from other genera of the Ayapaninae. The well-formed inflorescence with widely divaricate cymose branches is rather unique in the tribe. Also, the corolla with its constricted basal tube and campanulate throat is

distinct from other Ayapaninae. The most unique feature of *Condylidium* is the well-ordered involucre with bracts in five ranks and three rows. The latter character is most obvious in older heads where the bracts are completely spread in a five-rayed pattern.

The type species of *Condylidium* has a wide range, probably aided by the intervention of man. The center of distribution of the genus, however, seems to be northern South America where a second closely related species is found. The species differences are given by King and Robinson (1972II).

The following two species are recognized in the genus:

- Condylidium cuatrecasatii* R. King & H. Robinson, Colombia.  
*Condylidium iresinoïdes* (H.B.K.) R. King & H. Robinson, Guatemala, Honduras, Nicaragua, Panama, Cuba, Lesser Antilles, Colombia, Venezuela, Peru, Bolivia.

75. *Gymnocondylus*

*Gymnocondylus* R. King & H. Robinson, Phytologia 24: 393. 1972. TYPE: *Eupatorium galeopsifolium* Gardner.

Erect perennial *herbs*, few-branched. *Stems* terete, striated, hirsute. *Leaves* opposite, distinctly petiolate; blades ovate, base abruptly short-cuneate, margin crenulate, apex scarcely acuminate, venation trinervate. *Inflorescence* a laxly corymbose cyme, with few branches; pedicels moderately long. *Involucral bracts* ca. 50, eximbricate, in 2–3 unequal graduated series, persistent, narrowly lanceolate to linear; receptacle slightly convex, glabrous. *Florets* 60–80 in a head; corollas white or red?, narrowly funnellform, basal tube very narrow below; cells of limb elongate with sinuous lateral walls; lobes triangular, about twice as long as wide, smooth on inner and outer surface, outer surface densely hirsute; anther collar slender, cells short-oblong, with transverse annular thickenings on walls; anther appendage triangular, 1.5 times as long as wide; style bases greatly enlarged, glabrous; style branches very narrowly clavate, densely papillose. *Achenes* fusiform, 5-ribbed, setuliferous in upper part, setulae with sharp points; carpodium distinct, stopper-shaped, with





PLATE 75. *Gymnocondylus galeopsifolius* (Gardner) R. King & H. Robinson.—A. Habit,  $\times \frac{1}{2}$ .—B. Head,  $\times 6$ .—C. Corolla showing anthers,  $\times 18$ .—D. Style with nectary,  $\times 18$ .—E. Achene,  $\times 18$ .

distinct upper rim, cells subquadrate to short-oblong, with walls greatly thickened and multiporose, lowest cell row not enlarged; pappus of ca. 5–10 scabrid persistent bristles, enlarged distally, apical cells of bristles acute. *Pollen grains* ca. 16  $\mu\text{m}$  in diameter. Plate 75.

The genus *Gymnocondylus*, by the combination of its characters, must be considered closely related to, but clearly distinct from, *Heterocondylus*. The carpodium has an external symmetry similar to that of *Ayapana*, and the distortion of the vascular trace is not evident from all sides, but the gradual progression to larger basal cells, and the porosity of the cell walls is like that of *Heterocondylus*. *Gymnocondylus* is distinct from other genera of the Ayapaninae by the presence of five to ten bristles in the pappus, and by the somewhat expanded but densely papillose appendages of the style. The genus is also somewhat distinct in the hairs of the corolla lobes, differing from *Heterocondylus* which has only glands. Though the involucre bracts of *Gymnocondylus* are subimbricate and graduated in length as in most members of related genera, the bracts are so narrow that the condition is not immediately obvious. The genus has a glabrous basal styler node, as indicated in the generic name.

The type and only presently recognized species in the

genus was collected in eastern Goias in Brazil. In view of the few bristles in the pappus, the original placement in *Eupatorium* might have seemed questionable even by traditional systems of classification. Still, the pappus bristles may not always be so few. J. Baker (1876) placed the type species in the synonymy of *Eupatorium rupestre* Gardner, a species from nearby western Minas Gerais which has been credited with a pappus of 15 to 20 bristles. Material of the Minas Gerais species has not been seen, and its conspecific or even congeneric status remains to be determined.

The type species of *Gymnocondylus* was originally described as having purple flowers, but isotype material seen shows no trace of such intense coloration.

The following single species is recognized in the genus:

*Gymnocondylus galeopsifolius* (Gardner) R. King & H. Robinson, Brazil.

## 76. *Alomiella*

*Alomiella* R. King & H. Robinson, *Phytologia* 24: 395. 1972. TYPE: *Alomia regnellii* Malme.

Erect to decumbent perennial *herbs*, with few branches. *Stems* terete, slightly striated, covered with long non-glandular hairs and stipitate glands. *Leaves* opposite to subopposite, distinctly petiolate; blades broadly ovate, margin serrate, apex acute, venation trinervate from near base of blade, surface not glandular-punctate. *Inflorescence* laxly cymose; pedicels slender, usually of moderate length. *Involucre bracts* 20–30, subimbricate, in 3 unequal graduated series, persistent, elliptical to oblong, short-acute; receptacle flat, glabrous. *Florets* ca. 40 in a head; corollas white, narrowly funnelform, glabrous below on both surfaces, veins of corolla greatly thickened in tube and throat; cells of limb elongate with sinuous lateral walls; lobes triangular, about as long as wide, smooth on inner and outer surfaces, outer surface with a few small biseriate hairs; anther collar cylindrical, slightly enlarged, lower cells usually subquadrate, upper cells longer than wide, with transverse annular thickenings on walls; anther appendage ovate, slightly longer than wide; style base greatly enlarged, glabrous; style branches linear, densely papillose with narrow spreading papillae. *Achenes* prismatic, 5-ribbed, with or without setulae; carpodium distinct, shortly stopper-shaped, with slight upper rim, basal cells oblong, upper cells shorter, with interior walls of cells more thickened and with porose inclusions; pappus lacking or of short deciduous bristles. *Pollen grains* ca. 17  $\mu\text{m}$  in diameter. Plate 76.

The genus *Alomiella* is one of the numerous elements of the Eupatorieae that was once placed in the broad and artificial traditional concept of the genus *Alomia* because of the combination of no pappus and a well-developed anther appendage. The true *Alomia*, as now recognized, is a Mexican genus with distinctive peg-like setulae on the achene and belongs to the distinct subtribe Alomiinae. *Alomiella*, in contrast, clearly belongs to the Ayapaninae, with a glabrous basal node on the style, slender papillose style branches, and symmetrical stopper-shaped carpodia. As a Brazilian genus, *Alomiella* appears to find many close relatives among the genera of Ayapaninae that are found in that country.

The carpodium in *Alomiella* is symmetrical as in the widely distributed genus *Ayapana*, without even an evident distortion in the vascular trace. The basal row of cells is also rather enlarged as in *Ayapana*, but not as abruptly so. The strong porosity of the cell wall is one reason for suggesting relationship to some of the more Brazilian genera of the Ayapaninae such as *Heterocondylus* and *Gymnocondylus*, and closest relationship may be to the genus *Monogereion* of Pará in Brazil, a genus with the pappus reduced to a single bristle. *Alomiella* and *Monogereion* both show greatly thickened veins in the corolla that seem to compensate for the lack or near lack of a pappus, but *Monogereion* differs by a number of characters including



PLATE 76. *Alomiella regnellii* (Malme) R. King & H. Robinson. —A. Habit,  $\times \frac{1}{2}$ . —B. Head,  $\times 7$ . —C. Floret showing anthers,  $\times 18$ . —D. Style with nectary and node,  $\times 18$ .

the form of the pappus, the hairs on the inner surface of the corolla, and the tripartite leaves. None of the related genera seem to have the small group of somewhat thick-walled papillae on the ends of the style branches as seen in *Alomiella*.

Both the original collections and recent collections of the two species of *Alomiella* indicate a rather restricted

distribution in the crevices of sandstone ledges in central Mato Grosso, Brazil. The type species is rather well described and illustrated by Malme (1899).

The following two species are recognized in the genus:

*Alomiella hatschbachii* R. King & H. Robinson, Brazil.

*Alomiella regnellii* (Malme) R. King & H. Robinson, Brazil.

### 77. *Monogereion*

*Monogereion* G. Barroso & R. King, Brittonia 23: 118. 1971. TYPE: *Monogereion carajensis* G. Barroso & R. King.

Erect, short-lived perennial *herbs* or *subshrubs*, with few to many branches. *Stems* terete, striated, densely stipitate-glandular. *Leaves* mostly alternate, basal leaves opposite, long-petiolate; blades ovate in over-all shape, usually deeply lobed to tripartite. *Inflorescence* diffuse, with heads laxly cymosely disposed on ends of leafy branches, pedicels slender. *Involucral bracts* ca. 15, weakly subimbricate, in 2–3 series, somewhat unequal to subequal, persistent, lanceolate; receptacle slightly convex, glabrous. *Florets* ca. 25–30 in a head; corollas white, narrowly funnelform, with hairs near base of tube and near tips of lobes, with hairs on entire upper two-thirds of inner surface of lobes, veins of corolla greatly thickened in basal tube; cells of limb elongate with sinuous lateral walls; lobes triangular, ca. 1.5 times as long as wide, smooth on both surfaces; anther collar slender, cells subquadrate to oblong, with transverse annular thickenings on walls; anther appendage ovate, about as long as wide; style base with enlarged node, glabrous; style branches with linear densely papillose appendages. *Achenes* somewhat fusiform, 5-ribbed, setuliferous on sides; carpodium distinct, with slight upper rim, very shortly stopper-shaped, cells in 3–4 series, basal row distinctly larger, walls greatly thickened and porose; pappus with a single long scabrid persistent bristle and a fringe of numerous short narrow squamellae, apical cells of bristle and squamellae sharply acute. *Pollen grains* ca. 20  $\mu\text{m}$  in diameter. Plate 77.

The genus *Monogereion* was described in the transitional period at the beginning of the present series of studies, being distinguished more on the basis of traditional generic concepts, but with an advanced understanding of the relationships. The genus was originally distinguished and remains most readily recognizable by its dissected leaves, by the pappus with a single bristle, and by the hairs on the inner surface of the corolla lobes. It was the pappus after which the genus was named (Barroso & King, 1971). The dissected leaves were seen to resemble those of one other Eupatorian genus of Brazil, *Lomatozona*, but the latter was correctly recognized as a member of the remotely related group now known as the Praxelinae having strongly imbricate deciduous involucral bracts.

The genus *Monogereion* was initially correctly recognized as a member of the *Ayapana* relationship on the basis of the carpodium with an enlarged basal row of

cells, the enlarged glabrous basal node of the style, and the slender densely papillose style branches. More recently, the probable closest relative of *Monogereion* has been treated as the genus *Alomiella* from Mato Grosso in Brazil, having somewhat similar but more extensive enlarged veins in the corolla (King & Robinson, 1972qq). *Alomiella* differs by the non-dissected leaves, the total lack of a persistent pappus, and the glabrous inner surfaces of the corolla lobes, among other details.

*Monogereion* is known only from the Marabá area of Pará in Brazil. It is one of the two genera of the Ayapaninae found on the outlying savanna areas along the southern fringe of the Amazon Basin, the other being *Parapiqueria*.

The following single species is recognized in the genus:

*Monogereion carajensis* G. Barroso & R. King, Brazil.

### 78. *Parapiqueria*

*Parapiqueria* R. King & H. Robinson, Phytologia 47: 111. 1980. TYPE: *Parapiqueria cavalcantei* R. King & H. Robinson.

Small, erect, annual or short-lived perennial *herbs*, multi-branched above a single base. *Stems* subterete, striated, glabrous. *Leaves* opposite, upper leaves subopposite to alternate, narrowly but rather indistinctly



PLATE 77. *Monogereion carajensis* G. Barroso & R. King.—A. Habit,  $\times \frac{1}{2}$ .—B. Head,  $\times 5$ .—C. Corolla showing anthers,  $\times 15$ .—D. Achene with style,  $\times 15$ .



PLATE 78. *Parapiqueria cavalcantei* R. King & H. Robinson.—A. Habit,  $\times \frac{1}{2}$ , with separate enlarged portion of branch.—B. Head,  $\times 15$ .—C. Involucral bract,  $\times 22$ .—D. Palea,  $\times 22$ .—E. Floret without achene,  $\times 40$ .—F. Corolla outer surface,  $\times 40$ .—G. Corolla inner surface with anthers,  $\times 40$ .—H. Anther,  $\times 80$ .—I. Style,  $\times 40$ .—J. Achene,  $\times 30$ .

petiolate; blades membranous, linear. *Inflorescence* very diffuse with many heads, individual branches rather thyrsoid-paniculate; pedicels slender. *Involucral bracts* ca. 10, eximbricate, in ca. 2 series, subequal, persistent, oblong, narrowly bicostate; receptacle conical, paleaceous with paleae similar to involucre bracts. *Florets* ca. 12 in a head; corollas white, with a short glabrous basal tube, limb broadly campanulate, with a short throat; cells of limb elongate with sinuous lateral walls; lobes 4–5, oblong-ovate, ca. 1.5 times as long as wide, smooth on inner surface, outer surface with 1–2 short, ovate, basally uniseriate glands; anther collar

narrowly cylindrical, cells usually elongate, with distinct transverse annular thickenings on walls; anther thecae each with only 8–10 pollen grains; anther appendage lacking; style base scarcely enlarged, distinctly pilosulous; style branches short, tapering, short-papillose. *Achenes* subfusiform, 5-ribbed, glabrous on sides; carpodium distinct, asymmetrical, shortly stopper-shaped with distinct upper rim, cells in ca. 4 series, mostly subquadrate, with lower row slightly larger, with evenly thickened walls; pappus absent. *Pollen grains* ca. 18–20  $\mu\text{m}$  in diameter. Plate 78.

*Parapiqueria* is a genus of very small plants that are evidently annuals and possibly rather ephemeral. As such, it is most like the series of genera related to *Ferreyrella* and *Piqueriopsis* in the subtribe Ageratinae. Certainly, the total reduction of the anther appendage seen in *Parapiqueria* is matched elsewhere in the tribe in only such genera as *Piqueriopsis* and *Ascidiogyne* in the Ageratinae. In the case of *Parapiqueria*, however, the structural reduction of the plant does not indicate relationship to other such reduced Eupatorieae but only complicates the recognition of the true relationships.

The smooth lobes of the corolla with rather elongate cells and the broadened carpodium with a distinct upper rim strongly indicate that *Parapiqueria* is not a member of the Ageratinae, and essentially preclude relationship to the immediate *Ferreyrella*–*Piqueriopsis* group. A pubescent base of the style is also rare in the Ageratinae, being found in only a few genera such as *Ellenbergia*. Actually, the combination of smooth lobes, well-developed carpodium, and style base are indicative of the subtribe Ayapaninae, a subtribe well represented by less extremely reduced forms in the interior of Brazil. The tapering style appendages are unusual for the tribe, but tapering forms occur also in *Ayapana* of the Ayapaninae and *Itisia* of the Ageratinae.

*Parapiqueria* is more reduced than any other genus in the Ayapaninae, but the nearest approach is in *Monogreion* which is from the same area of Pará in Brazil. The two genera differ in leaf form, corolla shape, anther form, style base, and pappus, and they are not regarded here as immediate relatives. The position of *Parapiqueria* may be found with the other paleaceous members of the Ayapaninae, *Lepidesmia* and *Isocarpha*. In no case does the relationship to other genera seem close.

The small glands on the corolla lobes of *Parapiqueria* are rather distinctive in having uniseriate stalks. Most such glands in the family are biseriate throughout. The only other example of uniseriate glands known in the family at this time is in another genus of the Eupatorieae, *Lomatozona* of the Praxelinae.

The generic name derives from *Piqueria*, a genus name previously applied to all such reduced forms in the tribe, and from the name of the state of Pará in Brazil that happens to be the same as the common Greek prefix meaning near or beside.

The following single species is recognized in the genus:

*Parapiqueria cavalcantei* R. King & H. Robinson, Brazil.

### 79. *Lepidesmia*

*Lepidesmia* Klatt, Bull. Herb. Boissier 4: 479. 1896. TYPE: *Lepidesmia squarrosa* Klatt.

*Tamayoa* V. Badillo, Bol. Soc. Venez. Ci. Nat. 9: 139. 1944. TYPE: *Tamayoa paraguayensis* V. Badillo (= *Lepidesmia squarrosa* Klatt).

Erect perennial *herbs*, with few to many branches. *Stems* terete, striated, pilose. *Leaves* opposite, sessile; blades rather fleshy, lanceolate to linear-lanceolate, margins entire to subentire, apices blunt, venation trinervate from well above base, strongly ascending. *Inflorescence* terminal, with elongate lower internodes, ending in dense cymes; pedicels short. *Involucral bracts* ca. 15, subimbricate, in ca. 2–3 series, unequal, persistent, lanceolate with pale chartaceous central ribs and sharply differentiated broad transparent scarious margins; receptacle slightly convex to flat, paleaceous, paleae lanceolate, similar to involucral bracts but more scarious and more acute. *Florets* 3–7 in a head; corollas white, narrowly funnellform, glabrous below, with a few glands on lobes; cells of limb elongate with sinuous lateral walls; lobes triangular, ca. 1.5 times as long as wide, smooth on inner surface; anther collar slender, cells with transverse annular thickenings on walls; anther appendage oblong-ovate, slightly longer than wide; style base enlarged, glabrous; style branches narrowly tapering, densely long-papillose, often spreading. *Achenes* prismatic, 4–5-ribbed, with few to many setulae mostly on ribs; carpodium cylindrical, with distinct upper rim, cells in 4–5 series, basal row greatly enlarged, cell walls strongly and evenly thickened; pappus consisting of a corona of short bristles, apical cells of bristles sharply pointed. *Pollen grains* ca. 18–20  $\mu\text{m}$  in diameter. Plate 79.



PLATE 79. *Lepidesmia squarrosa* Klatt.—A. Habit,  $\times \frac{1}{2}$ .—B. Head,  $\times 7$ .—C. Corolla outer surface,  $\times 17$ .—D. Corolla inner surface with anthers,  $\times 17$ .—E. Anther,  $\times 30$ .—F. Style,  $\times 17$ .—G. Achenes,  $\times 17$ .—H. Paleae,  $\times 17$ .



*Lepidesmia* is readily distinguished from other Eupatorieae by the combination of paleaceous heads, tapering style appendages, and a short fimbriate pappus. In fact, because of this combination of characters, the problem with *Lepidesmia* has not been its distinction in the tribe, but its recognition as a member of the tribe. Klatt (1896) placed the genus close to *Aschenbornia* Schauer, a genus that has been placed in the Eupatorieae, but which is a synonym of *Calea* in the Heliantheae. B. Robinson (1913a), after careful consideration, concluded that *Lepidesmia* belonged in the Heliantheae with the related genus *Isocarpha*. Finally, Badillo (1944b), mistakenly treating the genus as new under the name *Tamayoa*, placed it in the Heliantheae. The misplacement of *Lepidesmia*, as well as that of *Isocarpha*, derived entirely from the inadequacy of the traditional tribal concepts in the Asteraceae, and was in spite of the fact that all the features involved can be found independently in various other members of the Eupatorieae.

Refined tribal concepts now allow for a more accurate placement of the genera of the Eupatorieae and Heliantheae (H. Robinson, 1981), and some of these are mentioned in the discussion of the following genus, *Isocarpha*. The case of *Lepidesmia* is comparatively eased by the fact that the genus has immediate relatives in the Eupatorieae. The tapering style appendage, which seems to have been the primary factor for placement of the genus in the Heliantheae, can be matched in the genus *Ayapana*, which

has a normal Eupatorian pappus of numerous capillary bristles. The carpodium of *Lepidesmia* can also be matched in *Ayapana*, being of the distinctive form having a greatly enlarged basal row of cells. These two characters led to our own earlier inclusion of *Lepidesmia* in the genus *Ayapana* (King & Robinson, 1970r, 1976c). The combination of paleae on the receptacle and a reduced pappus in *Lepidesmia* are now regarded as sufficient basis for generic separation from *Ayapana*, although the two are still regarded as closely related. It seems significant that both of the characters by which *Lepidesmia* is distinguished from *Ayapana* are found in other genera of the Ayapaninae; paleae in *Isocarpha* and *Parapiqueria*, and a reduced pappus in *Alomiella*, *Isocarpha*, *Monogereion*, and *Parapiqueria*.

The single species has been collected from maritime habitats or areas of saline soil in Cuba and coastal northern South America. The fleshy aspect of the leaves seems to reflect the rather saline environments.

The name *Lepidesmia* seems to be a contraction of words meaning a "bundle of scales." This is apparently in reference to the prominent whitish involucre bracts and included reddish paleae mentioned by Klatt (1896). The Badillo name apparently honors the Venezuelan collector of his type specimen, Francisco Tamayo.

The following single species is recognized in the genus:

*Lepidesmia squarrosa* Klatt, Cuba, Colombia, Venezuela.

## 80. *Isocarpha*

*Isocarpha* R. Br., Trans. Linn. Soc. London 12: 110. 1817. TYPE: *Calea oppositifolia* L. [= *Isocarpha oppositifolia* (L.) Cass.].

*Dunantia* DC., Prodr. 5: 627. 1836. TYPE: *Dunantia achyranthes* DC. [= *Isocarpha oppositifolia* (L.) Cass.].

Erect annual or perennial *herbs*, branching mostly from base, bases sometimes creeping. *Stems* terete to slightly hexagonal, striated, puberulous. *Leaves* opposite or alternate, sessile or with narrowly winged petioles, with or without basal auricles; blades narrowly elliptical, slightly to strongly trinervate, margins entire to serrulate, apices narrowly acute. *Inflorescence* a lax panicle, sometimes leafy, branches with heads single or in small clusters; pedicels short to elongate. *Involucre bracts* ca. 10–15, eximbricate, in ca. 2 series, subequal to equal, persistent, elliptical to lanceolate, mostly strongly costate; receptacle highly conical to columnar, paleaceous, paleae similar to involucre bracts. *Florets* more than 100 in a head; corollas white to pink, usually narrowly funnelliform with a distinct short basal tube, cylindrical without distinct basal tube in *I. megacephala*, glands on outer surface mostly on tube and lobes; cells of limb usually elongate with sinuous lateral walls; lobes triangular, somewhat longer than wide, mostly smooth on inner surface, papillose distally and marginally on inner surface in *I. megacephala*; filaments usually inserted well above base, inserted near base in *I. megacephala*; anther collar cylindrical, cells mostly short-oblong, with prominent annular thickenings on walls; anther appendage triangular to oblong, slightly longer than wide; nectary disciform and deciduous with style in *I. megacephala*; style base distinctly enlarged, glabrous or papillose, not enlarged in *I. megacephala*; style branches rather short, sometimes slightly tapering, often spreading or strongly curled, densely long-papillose. *Achenes* prismatic, 5-ribbed, glabrous or setuliferous on sides, base narrowed; carpodium short, stopper-shaped, symmetrical without a distinct upper rim or asymmetrical and strongly stipitate, with small subquadrate or transversely oblong cells in 8–18 rows, basal row not enlarged, walls moderately thickened; pappus lacking. *Pollen grains* 18–20  $\mu\text{m}$  in diameter. Plate 80.



PLATE 80. *Isocarpha oppositifolia* (L.) Cass. — A. Habit,  $\times \frac{1}{2}$ . — B. Base of plant,  $\times \frac{1}{2}$ . — C. Head,  $\times 3\frac{1}{2}$ . — D. Corolla showing anthers,  $\times 17$ . — E. Achene with style,  $\times 17$ .

*Isocarpha* is the most Helianthian in its characters of any of the Eupatorieae. The highly conical to columnar strongly paleaceous receptacle, rather short spreading style branches, and epappose achenes are a combination of features found in no other Eupatorieae but in a number of Heliantheae. It is, therefore, not surprising that the type species of *Isocarpha* was first described as a member of the Helianthian genus *Calea*, or that *Isocarpha* was placed in the Heliantheae by many authors including Cassini (1822a), Bentham in Bentham and Hooker (1873), Hoffmann (1890–1894), and B. Robinson (1911a, 1913a). Stuessy (1977) briefly regarded the genus as a member of the Heliantheae primarily on the basis of the remarkably close similarity in appearance between *Isocarpha* and the Helianthian genera *Acmella* Rich. ex Pers. and *Spilanthes* Jacq. Lessing (1832) seems to have been the first to treat *Isocarpha* as a member of the Eupatorieae, and he was followed by DeCandolle (1836). It was Lessing who first noted that, in its details, the style branch of *Isocarpha* is Eupatorioid.

King and Robinson (1970r, 1975y) and H. Robinson and King (1977) ultimately recognized *Isocarpha* as a member of the Eupatorieae near the genus *Ayapana* on the basis of many technical characters not previously used in the distinction of the tribes. In the anthers of *Isocarpha*, the collars have strong transverse annular thickenings on the walls, the endothelial cells have thickenings radially disposed, the anther appendage is flat with only two cell layers, and the basic chromosome number is  $x = 10$ . All these features are rare in the Heliantheae. The pollen of *Isocarpha* is 18–20  $\mu\text{m}$  in diameter, while that of the Heliantheae is 23  $\mu\text{m}$  or more in diameter with only one apomictic exception (H. Robinson, 1981). The style base bears papillae or hairs in two species of *Isocarpha*, while hairs are present on the style base in only three genera of the Chaenactidinae in the Heliantheae (H. Robinson, 1981). *Isocarpha* also lacks raphids which are present in various floral parts in most Heliantheae, and the achenes lack the striations in the carbonized walls such as occur in many Heliantheae. These characters, in addition to the texture of the corollas, and the details of the style branches, provide overwhelming evidence of the Eupatorian nature of the genus. A position in the Eupatorieae has also been accepted by Keil and Stuessy (1981) in their recent revision of *Isocarpha*.

The contrasting view expressed by Seaman (1982) is based on the presence of heliangolides in *Isocarpha*, especially atripliciolides, which he suggests are found otherwise in the family only in the Heliantheae. The tables in the Seaman paper do not agree with the text, however, citing such an atripliciolide in one genus of the Eupatorieae, *Disynaphia*.

In the earlier studies of the present series (King & Robinson, 1970r, 1975y), *Isocarpha* was regarded as a rather immediate relative of *Ayapana* and unquestionably a member of the *Ayapana* group. The view was partially based on the belief that the style branches of *Isocarpha* were more narrow and tapering as in *Ayapana*. The present view indicates that *Isocarpha* is not as close to *Ayapana* or *Lepidesmia*, but that it remains best placed in the Ayapaninae. *Isocarpha* shows, in the typical section, the smooth corolla lobes, ornate style bases, tendency for sessile leaves, carpodia with distinct upper margins, and a preference for lower elevations that would suggest a position in the Ayapaninae. Part of the apparent marked distinction of *Isocarpha* from other genera of the subtribe might be explained by a mechanism proposed by Keil and Stuessy (1981). The latter authors noted that all bracts of the head in the genus have flowers in their axils, and suggested that the head was altered developmentally to produce flowers in the axils of the involucrel bracts. It would seem, in any case, that an alternation has occurred that eliminates the zonation found in most Asteraceous receptacles between a bracteiferous lower part and a floriferous upper part.

The genus has been monographed by Keil and Stuessy (1981) with the recognition of two sections. The typical group with four species is found from southern Texas and the West Indies south to northern South America, with some occurrences as far east as Brazil. The remaining section *Cylindriflorae* of Keil and Stuessy consists of the single species *I. megacephala* of eastern Brazil. As is evident from the above description of the genus, the latter species is strikingly distinct. The corolla of the species differs in addition by having greatly thickened veins in the throat. It is possible that the section *Cylindriflorae* is not actually closely related to typical *Isocarpha*. In its geography, the papillose inner surfaces of the corolla lobes, and the cylindrical corollas with basally inserted filaments, the section resembles *Teixeiranthus* of the subtribe Gyp-tidinae.

The name *Isocarpha* comes from Greek words meaning "same" and "chaff or scale," and is evidently in reference to the sameness of all the bracts in the head.

The following five species are recognized in the genus:

- Isocarpha atriplicifolia* (L.) R. Br. ex DC., Mexico, Guatemala, Nicaragua, Costa Rica, Cuba, Dominican Republic, Colombia, Venezuela.
- Isocarpha fistulosa* Keil & Stuessy, Ecuador, Peru.
- Isocarpha megacephala* Mattf., Brazil.
- Isocarpha microcephala* (DC.) S. F. Blake, Ecuador, Peru.
- Isocarpha oppositifolia* (L.) Cass., Texas, Mexico, Guatemala, El Salvador, Honduras, Nicaragua, Costa Rica, Panama, Bahamas, Cuba, Jamaica, Colombia, Venezuela, Trinidad.

## SUBTRIBE VIII. ALOMIINAE

Alomiinae Less., Syn. Gen. Compos. 154. 1832. TYPE: *Alomia* H.B.K.

Kuhniinae B. Robinson, Proc. Amer. Acad. Arts 49: 437. 1913. TYPE: *Kuhnia* L.

Erect annual or perennial *herbs* or *shrubs*, sparingly to densely branched; *leaves* opposite or alternate, sometimes densely spiralled, usually petiolate. *Inflorescence* terminal on leafy branches, sometimes diffuse. Heads usually clustered, rarely solitary, usually pedicellate; *involucral bracts* usually distinctly subimbricate with bracts of graduated lengths, persistent; receptacle flat or slightly convex, epaleaceous, usually glabrous. *Flowers* 2–100 in a head; corollas usually whitish, rarely purplish, usually tubular; lobes usually smooth with rather elongate cells on inner surface, without stomata on outer surface; cells of anther collar usually with dense annular thickenings on walls; anther appendage usually as long as wide, short in *Ageratella*; style base with or without enlarged node, node when present usually with hairs; style branches usually appearing yellowish from yellowish pollen, longly clavate, both thickened and broadened distally, rarely narrow (*Carminatia*, *Brickellia diffusa*), usually smooth, papillose in *Phanerostylis*. *Achenes* prismatic to obcompressed, 4–10-ribbed, micropunctations of walls not strongly aligned in transverse bands; carpodium distinct, with little or no projecting upper rim, often asymmetrical with distorted vascular trace, cells usually in many rows, with walls strongly thickened or beaded; pappus usually of many capillary bristles, sometimes flattened on outer surface, sometimes plumose, rarely few, winged, or lacking. Basic *chromosome numbers*  $x = 9, 10$ .

The Alomiinae are related to the preceding subtribe Ayapaninae, and the subtribes share the tendency for subimbricate, graduated, persistent involucral bracts, annular thickenings on the walls of the anther collars, and enlarged stylar nodes. Within this more generalized group, the Alomiinae are characterized by the usually tubular, often upwardly narrowed corollas and the broadened as well as thickened style branches. The clavate branches frequently appear broader than the opening of the corolla. There are a few exceptions in the subtribe, including two rather unlikely, the type species of the type genus, *Alomia*, and the most widely distributed species of *Brickellia*, *B. diffusa*. The style branches in most of the subtribe often have a yellowish color which is apparently the result of adherent pollen, and which has resulted in a number of members being credited by collectors with yellowish flowers. Flowers of the subtribe are actually mostly whitish with colored flowers unusually rare compared to other subtribes of the Eupatorieae. Many but not all members of the Alomiinae have an enlarged basal node on the style, and the node when present is almost always pubescent.

There is a long history of attempts to segregate various usually artificial elements of the Alomiinae. Two such examples are the groups originally recognized under the two established subtribal names. The name Alomiinae was first established by Lessing (1832) for Eupatorieae totally lacking a pappus. The name takes priority for the subtribe, but only the typical genus of the original concept remains in the present concept. Even *Alomia* has been reduced to a small remnant of the traditional concept of the genus (King & Robinson, 1972w).

The name Kuhniinae was established for the Eupatorian part of the so-called Adenostyleae of some earlier authors. As delimited by B. Robinson (1913a), the Kuhniinae contained members of the tribe with ten-ribbed achenes plus some of their obvious relatives with less ribs. Included

were diverse elements such as *Carphochaete* now placed in the Ageratinae, *Liatris* and its relatives now placed in the Liatrinae, *Kaninia* now synonymized with *Mikania* of the Mikaniinae, and *Kuhnia*, *Brickellia*, and *Barroetia* of the Alomiinae. The artificiality of the concept was at least partially recognized from the start, but was not documented until publication of the various biosystematic studies of members of the Kuhniinae by Gaiser (1949, 1950a, 1950b, 1953, 1954).

During the last century, a brief effort was made to recognize members of the subtribe with an enlarged basal node on the style as a genus *Bulbostylis* DeCandolle. The genus was initially mostly restricted to species now placed in *Brickellia*, but was subsequently expanded to include many species belonging to the subtribe Ayapaninae. The genus was ultimately both nomenclaturally and systematically flawed, and passed from use. Unfortunately, all use of the style base in the Eupatorieae ceased at that time, and was not resumed until the present series of studies.

A more recent effort to define a related group including *Brickellia* has been based on the common chromosome number of  $x = 9$  reported for many members of the group (Gaiser, 1953, 1954; R. King et al., 1976). The base number occurs in a number of genera of the Alomiinae as now defined, and represents a significant departure in a tribe based mostly on  $x = 10$ . The only other notable occurrence of the number in the tribe is in *Acritopappus* of the subtribe Ageratinae. The recent attempts to define *Brickellia* or its relatives on the basis of the chromosome number (Harcombe & Beaman, 1967; Turner, 1978) suffer from an unfortunate lack of correlation with structural features. The present system rejects generic concepts that cannot be recognized without knowing the chromosome number.

The present subtribal concept based on floral characters is a product of the present series of studies. The concept

includes numerous genera from the area of the western United States and Mexico where the genus *Brickellia* and its close relatives have long been known to occur. However, the present concept also includes numerous genera from South America beyond the range of most of the previously recognized relatives of *Brickellia*. The South American genera occur mostly in Brazil and west to the eastern slopes of the Andes. The most extreme element on the subtribe, *Helogyne*, is also notable as the only genus common on the Pacific side of the Andes.

Three distinct elements in the subtribe, the *Kuhnia* group

in *Brickellia*, part of *Helogyne*, and the genus *Carminatia* have a well-developed plumose pappus. The character is found elsewhere in the Eupatorieae primarily in *Trichogonia* and *Trichogoniopsis* of the Gyptidinae and in *Liatris* of the Liatrinae.

A number of genera of the subtribe have been investigated chemically as indicated in the introductory chapter. The chemistry of *Brickellia* is of particular interest because of a unique type of acyclic sesquiterpenes found in the genus (H. Robinson et al., 1979).

KEY TO THE GENERA OF THE SUBTRIBE ALOMIINAE

1. Pappus lacking ..... 2
2. Heads with 40–50 flowers; corollas glabrous or with glands; achenes with small papilliform setulae; Mexico ..... 90. *Alomia*
- 2'. Heads with 4–5 flowers; corollas with numerous hairs and glands; achenes glabrous; Brazil ..... 101. *Planaltoa*
- 1'. Pappus present, sometimes deciduous ..... 3
3. Base of style without distinct enlarged node above nectary ..... 4
4. Pappus with basally winged awns or with squamellae ..... 5
5. Pappus of 5 awns; anther appendages much shorter than wide ..... 86. *Ageratella*
- 5'. Pappus of alternating awns and squamellae; anther appendages as long as wide or longer ..... 6
6. Leaves mostly opposite, petiolate with distinct blade; lateral surfaces of achene covered with dense pubescence; cells of carpodium elongate in radiating pattern ..... 89. *Pleurocoronis*
- 6'. Leaves mostly alternate, narrow and sessile; achenes with setulae restricted to ribs; cells of carpodium subquadrate ..... 88. *Malperia*
- 4'. Pappus of strictly capillary bristles ..... 7
7. Achenes densely covered with long-stalked glands ..... 91. *Dyscritogyne*
- 7'. Achenes with short-stalked glands or setulae ..... 8
8. Leaf blades with tapering bases ..... 9
9. Corollas with glands externally, with lobes rather oblong; achenes with 5–6 ribs; South America ..... 103. *Helogyne*
- 9'. Corollas without glands externally, with lobes mostly triangular; achenes usually with 7–10 ribs; North America, Mexico ..... 10
10. Leaves sessile, opposite, linear or squamulose; involucre bracts in 4 or more series ..... 87. *Asanthus*
- 10'. Leaves petiolate, opposite or whorled; involucre bracts in 2–3 series ..... 94. *Steviopsis*
- 8'. Leaf blades with truncate or cordate bases ..... 11
11. Style appendages not enlarged distally; pappus of plumose bristles coalesced at bases ..... 95. *Carminatia*
- 11'. Style appendages enlarged distally; pappus bristles not plumose, not coalesced above callus of achene ..... 12
12. Inflorescence with branches spreading at right angles; involucre bracts with attenuate tips; bases of petioles becoming thickened and embracing node ..... 93. *Pseudokyrsteniopsis*
- 12'. Inflorescence with ascending branches; involucre bracts with obtuse or rounded tips; bases of petioles not unusually enlarged ..... 13
13. Heads with 25–30 flowers; corollas funnelform; achenes scabrous or with short setulae ..... 84. *Brickelliastrum*
- 13'. Heads with 10–16 flowers; corollas tubular; achenes with prominent long setulae ..... 92. *Kyrsteniopsis*
- 3'. Base of style with distinct and abrupt enlarged node above nectary ..... 14
14. Pappus easily deciduous, usually completely detached from achene at maturity ..... 100. *Leptoclinium*
- 14'. Pappus persistent ..... 15
15. Pappus bristles with two different sizes in one series ..... 16
16. Heads with 4 flowers; leaves mostly alternate; pappus with numerous longer bristles alternating with shorter bristles ..... 99. *Goyazianthus*
- 16'. Heads with 6–8 flowers; leaves opposite; pappus with only 5 longer bristles positioned above ribs of achene ..... 96. *Dissothrix*
- 15'. Pappus bristles without two distinctly different sizes ..... 17
17. Leaves narrowly linear, inserted in dense spirals ..... 98. *Pseudobrickellia*
- 17'. Leaves usually ovate or oblong, opposite or whorled on main stems ..... 18
18. Achenes with 8–10 ribs ..... 81. *Brickellia*
- 18'. Achenes usually with 5 ribs ..... 19
19. Shrubs; leaves with pinnate or subpinnate venation; involucre bracts with rounded or obtuse

- tips, densely pubescent on outer surface with non-glandular hairs; basal node of style glabrous or with hairs ..... 20
20. Leaves abruptly short-petiolate, blades oblong-ovate, ca. 1 cm wide; inflorescence with ascending branches; achenes densely glanduliferous ..... 102. *Crossothamnus*
- 20'. Leaves tapering to a stout petiole, leaf blades elliptical, 4 cm or more wide; inflorescence with widely spreading branches; achenes with few or no glands ..... 104. *Condylopodium*
- 19'. Herbs or flexuous subshrubs; leaves usually trinervate from at or near base of blade; involucrel bracts mostly acute, not densely pubescent on outer surface with non-glandular hairs; basal node of style covered with hairs ..... 21
21. Leaves with prickles on tips of lobes ..... 82. *Barroetia*
- 21'. Leaves without prickles on tips of lobes ..... 22
22. Corollas flaring, corolla lobes and style branches covered with prominent dense papillosity ..... 82. *Phanerostylis*
- 22'. Corollas tubular or very narrowly funnelliform, corolla lobes and style branches essentially smooth ..... 23
23. Carpopodia enlarged and contorted, with irregularly shaped cells; inflorescence with laxly ascending branches; pappus bristles not smooth on outer surface; petioles often narrowly winged; Texas, Mexico ..... 85. *Flyriella*
- 23'. Carpopodia small, short-cylindrical, with small regularly shaped cells; inflorescence with stiffly spreading branches; pappus bristles smooth on outer surface, scabrae mostly restricted to lateral margins of bristles; South America ..... 97. *Austrobrickellia*

### 81. *Brickellia*

- Brickellia* Elliott, Sketch Bot. S. Carolina 2: 290. 1824. TYPE: *Brickellia cordifolia* Elliott, nom. cons.
- Kuhnia* L., Sp. Pl. ed. 2. 1662. 1763. TYPE: *Kuhnia eupatorioides* L. [= *Brickellia eupatorioides* (L.) Shinn.].
- Coleosanthus* Cass., Bull. Soc. Philom. Paris 1817: 67. 1817. TYPE: *Coleosanthus cavanillesii* Cass. [= *Brickellia cavanillesii* (Cass.) A. Gray].
- Rosalesia* Llave in Llave & Lex., Nov. Veg. Descr. 1: 14. 1824. TYPE: *Rosalesia glandulosa* Llave in Llave & Lex. [= *Brickellia cavanillesii* (Cass.) A. Gray].
- Clavigera* DC., Prodr. 5: 127. 1836. TYPE: *Clavigera corymbosa* DC. [= *Brickellia corymbosa* (DC.) A. Gray].
- Bulbostylis* DC., Prodr. 5: 138. 1836. TYPE: *Coleosanthus cavanillesii* Cass. [= *Brickellia cavanillesii* (Cass.) A. Gray], non *Bulbostylis* Kunth, nom. cons. Cyperaceae.
- Ismaria* Raf., Sylva Tellur. 117. 1838. TYPE: *Rosalesia glandulosa* Llave in Llave & Lex. [= *Brickellia cavanillesii* (Cass.) A. Gray].

Erect annual or perennial *herbs*, *subshrubs*, or *shrubs*, unbranched or branched. *Stems* terete, striated, glabrous or pubescent. *Leaves* opposite or alternate, sessile or petiolate; blades linear, lanceolate, ovate, deltoid, or lobate, bases cuneate to cordate, margins usually dentate, veins usually trinervate. *Inflorescence* usually with heads clustered in leafy thyrsoid panicle, sometimes corymbose or cymose, rarely solitary and nodding on long peduncles; heads sessile to long-pedicellate. *Involucrel bracts* 14–45, subimbricate, in 5–6 usually graduated unequal series, persistent, spreading with age, lanceolate to oblanceolate, usually 6–8-ribbed, rarely with expanded herbaceous tips; receptacle flat to slightly convex. *Florets* ca. 4–100 in a head; corollas usually white to cream-colored, sometimes purplish, tubular (narrowly funnelliform in *B. monocephala*); cells of throat elongate with sinuous lateral walls; lobes as long as wide to twice as long as wide, ovate-oblong to triangular, smooth on both surfaces, cells mostly oblong to quadrate with slightly sinuous walls; anther collars slender to slightly thickened, cells subquadrate to oblong, with transverse beaded thickenings on walls; anther appendages slightly longer than wide; style base with distinct enlarged node, covered with dense contorted hairs; style branches long-clavate (tapering with stigmatic lines reaching near tip in *B. diffusa*). *Achenes* prismatic, 10-ribbed, with setulae on sides; carpopodium distinct, with slightly projecting upper rim, slightly to greatly longer on outer surface, cells small, subquadrate to short-oblong, in 6–20 series, with thickened walls; pappus of 10–80 persistent bristles in 1 series, flattened on outer surfaces, scabrid to densely plumosely fringed on lateral margins, apical cells of bristles acute. *Pollen grains* ca. 20–25  $\mu\text{m}$  in diameter. Basic chromosome number  $x = 9$ . Plate 81.



PLATE 81. *Brickellia cordifolia* Elliott.—A. Habit,  $\times \frac{1}{6}$ .—B. Head,  $\times 3$ .—C. Corolla showing anthers,  $\times 9$ .—D. Style,  $\times 9$ .—E. Achene,  $\times 9$ .

J. R. SCHROEDER  
11/1711

The present concept of *Brickellia* seems totally monophyletic in spite of considerable diversity in habit. All the species show the ten-ribbed achenes by which they can be distinguished from related genera. The species also all have flattened outer surfaces on the pappus bristles, and a densely pubescent nodular base on the style. The flattened pappus surface occurs also in some closely related genera, and similar but usually not identical forms of pubescent style bases can be found in many other genera of the Alomiinae.

The genus has been provided with a number of generic names. The two names based on eastern North American material are *Brickellia* itself, honoring John Brickell of Savanna, Georgia, and *Kuhnia*, honoring Adam Kuhn of Pennsylvania. The names based on Mexican material include *Coleosanthus*, from the Greek words *coleos* (= sheath) and *anthos* (= flower), in reference to the sheathing involucre, *Bulbostylis*, named after the bulbous base of the style and including *Coleosanthus* at the time it was named, and *Clavigera*, honoring Francis Xavier Clavigero of Mexico. The only one of the names accompanied by a significant character difference was *Kuhnia*, based on a species having a plumose pappus. The name *Brickellia* was actually third by order of date of publication, but it is conserved.

The present concept of *Brickellia* contains a majority of the species placed in the genus in the classic monograph by B. Robinson (1917), but one element, *Kuhnia*, has been added, and some species have been transferred to other genera named during the present series of studies.

*Kuhnia* has usually been excluded from *Brickellia*, and was not synonymized until the paper by Shinnars (1971). The species once placed in *Kuhnia* include *B. schaffneri*, *B. leptophylla*, *B. chlorolepis*, *B. oreithales*, *B. mosieri*, *B. eupatorioides*, and *B. adenolepis*, and seem to form a monophyletic group. Still, they are distinguished from typical *Brickellia* by a single character, the length of the lateral projections on the margins of the pappus bristles. Also, the species of *Kuhnia* seem to represent only part of a larger group of comparatively herbaceous species in *Brickellia* that Gaiser (1953) found to have only medium-length and short chromosomes. For these reasons, we have chosen to deemphasize the pappus character, and treat all the species having ten-ribbed achenes as a single unified genus.

The species included in *Brickellia* by B. Robinson (1917), but excluded here, have been transferred to the related genera *Asanthus*, *Brickelliastrum*, *Kyrsteniopsis*, *Pseudobrickellia*, and *Steviopsis* which have been named during the present series of studies. The latter genera, many of which also contain elements from the broad traditional concept of *Eupatorium*, are distinguished from *Brickellia* by various characters such as the lack of a basal stylar node, the presence of only five ribs on the achenes, or the lack of flattened outer surfaces on the pappus bristles, and various combinations of these. Many also have the dif-

ferent chromosome base number of  $x = 10$  and other distinctions detailed under the individual genera.

Also excluded in the present concept of *Brickellia* is a group of species with five-ribbed achenes and erect unbranched inflorescences that have been included in *Brickellia* by Harcombe and Beaman (1967) and Turner (1978). The latter species, with one other described originally in *Barroetia*, show a unique form of papillosity of the corolla lobes and style branches, and they are regarded here as a distinct genus, *Phanerostylus*, closely related to but collateral with *Brickellia*.

*Barroetia*, which has never been included in the synonymy of *Brickellia*, is actually more closely related, showing the same type of style base with dense contorted hairs seen in the species of *Brickellia*. *Barroetia* differs from *Brickellia* by the obcompressed achenes with fewer ribs, but it may represent a reversal in the latter character. As a derived element, *Barroetia* would impair the monophyly of *Brickellia* in the cladistic sense by its exclusion, but it would impair the definability of *Brickellia* even more by its inclusion.

In his monograph of *Brickellia*, B. Robinson (1917) established a number of sections, many of which have proven artificial. The section *Steviastrum* consists of elements of *Steviopsis* and *Asanthus*, while *Gemmipedium* is partly *Asanthus*. The sections *Pityophyllum* and *Pseudocarphephorus* are Brazilian, and are in the genus *Pseudobrickellia* or, in the latter case, a close relative. The genus *Brickelliastrum* was treated as a single species in the section *Eubrickellia*, and one species of *Kyrsteniopsis* was placed in the large section *Bulbostylis*. It would have seemed that B. Robinson could have avoided some of the confusion by a more judicious use of the form of the style base, which was shown in the included illustrations. However, careful reading shows that the stylar node and nectary were evidently not adequately distinguished, and pubescence on the node was not always properly represented.

Of the B. Robinson (1917) sections remaining in *Brickellia*, section *Leptanthodium* seems to be of most interest, containing the widely distributed annual weed, *B. diffusa*, which has a slender style form unique in the genus. It is unfortunate that the most common member of the genus in the Neotropical Region is so atypical of the genus and the subtribe. The habitually similar *B. filipes* of southwestern Mexico, that B. Robinson placed in the same section, has a more conventional *Brickellia*-type style branch. Gaiser (1954) has shown the two species of the section to differ from the rest of *Brickellia* by the tristichously rather than distichously arranged barbules on the pappus bristles. Section *Macrobrickellia* is rather distinctive in its one species, *B. monocephala*, having large solitary nodding heads on long erect peduncles. The other sections and subsections of *Brickellia* established by B. Robinson are mostly distinguished by less significant characters such as the number of flowers in the head, the presence of glands on the pedicels, or the xerophytic form



of the plants. None of the latter characters seem to be phylogenetically reliable.

The genus *Brickellia* has a distribution concentrated in the western United States, Mexico, and Central America, with one species, *B. diffusa*, extending throughout most of the Neotropical Region. For identification of the species, the monograph by B. Robinson (1917) offers nearly complete coverage. A few species have been combined since, as indicated by King and Robinson (1977f) for *P. paniculata* and *B. argyrolepis* in Central America. The manner in which B. Robinson chose to have the heads of the *Brickellia* species illustrated in their natural moist cylindrical condition might cause some problems in comparing with dried material.

A number of species of *Brickellia* have been analyzed chemically. Flavonoids have been reported by Mues et al. (1979), Roberts et al. (1980), Timmermann et al. (1979), and Ulubelen et al. (1980). *Brickellia* contains the only significantly distinctive form of acyclic sesquiterpene lactone in the tribe, having the esterification with angelic acid at the C-5 position (H. Robinson et al., 1979).

The chromosomes of *Brickellia* have been studied extensively by Gaiser (1953). The number proves to be  $x = 9$  throughout the genus, but some variation in form was cited. In some species, including those of *Kuhnia*, there were only medium-length and short chromosomes as in *Barroetia*, but in most species which are shrubs or longer-lived perennials, the complements include longer chromosomes.

The following 98 species are recognized in the genus:

*Brickellia adenolepis* (B. Robinson) Shinn., Mexico.  
*Brickellia amplexicaulis* B. Robinson, Arizona, Mexico.  
*Brickellia arguta* B. Robinson, California, Baja California.  
*Brickellia argyrolepis* B. Robinson, Mexico, Guatemala, Costa Rica.  
*Brickellia atractyloides* A. Gray, W United States.  
*Brickellia baccharidea* A. Gray, SW United States.  
*Brickellia betonicaefolia* A. Gray, SW United States, Mexico.  
*Brickellia botterii* B. Robinson, Mexico.  
*Brickellia brachiata* A. Gray, Mexico.  
*Brickellia brachyphylla* A. Gray, SW United States.  
*Brickellia brandegei* B. Robinson, Baja California.  
*Brickellia californica* A. Gray, W United States, NW Mexico.  
*Brickellia cardiophylla* B. Robinson, Central Mexico.  
*Brickellia cavanillesii* (Cass.) A. Gray, Mexico.  
*Brickellia chenopodina* (E. Greene ex Wooton & Standley) B. Robinson, New Mexico.  
*Brickellia chlorolepis* (Wooton & Standley) Shinn., W United States, Mexico.  
*Brickellia conduplicata* B. Robinson, Mexico.  
*Brickellia cordifolia* Elliott, SE United States.  
*Brickellia corymbosa* (DC.) A. Gray, central Mexico.  
*Brickellia coulteri* A. Gray, SW United States, Mexico.  
*Brickellia cuspidata* S. Watson in A. Gray, central Mexico.  
*Brickellia cylindracea* A. Gray & Engelm., Texas, Mexico.  
*Brickellia dentata* (DC.) Schultz-Bip., Mexico.  
*Brickellia desertorum* Cov., SW United States.

*Brickellia diffusa* (M. Vahl) A. Gray, Mexico, Central America, Greater Antilles, Colombia, Venezuela, Ecuador, Galapagos, Peru, Bolivia, Brazil, Argentina.  
*Brickellia eupatorioides* (L.) Shinn., E & central United States.  
*Brickellia extranea* McVaugh, Mexico.  
*Brickellia filipes* B. Robinson, Mexico.  
*Brickellia floribunda* A. Gray, SW United States, Mexico.  
*Brickellia frutescens* A. Gray, W United States, Baja California.  
*Brickellia glabrata* (Rose) B. Robinson, Baja California.  
*Brickellia glandulosa* (Llave in Llave & Lex.) McVaugh, Mexico, Guatemala, El Salvador, Honduras, Nicaragua.  
*Brickellia glomerata* Fern., Mexico.  
*Brickellia glutinosa* A. Gray, Mexico.  
*Brickellia grandiflora* (Hook.) Nutt., central & W United States, Baja California.  
*Brickellia greenei* A. Gray, W United States.  
*Brickellia hastata* Benth., Baja California.  
*Brickellia hebecarpa* A. Gray, Mexico.  
*Brickellia hymenochlaena* A. Gray, Mexico.  
*Brickellia incana* A. Gray, W United States.  
*Brickellia jaliscensis* McVaugh, Mexico.  
*Brickellia kellermanii* Greenman, Guatemala, Honduras.  
*Brickellia knappiana* E. C. Drew in E. Greene, California.  
*Brickellia laccata* Flyr, Mexico.  
*Brickellia laciniata* A. Gray, SW United States, Mexico.  
*Brickellia lanata* (DC.) A. Gray, Mexico.  
*Brickellia lancifolia* B. Robinson & Greenman, Mexico.  
*Brickellia lemmonii* A. Gray, SW United States, Mexico.  
*Brickellia leptophylla* (Scheele) Shinn., Texas, Mexico.  
*Brickellia lewisii* B. Turner, NW Mexico.  
*Brickellia longifolia* S. Watson, W United States.  
*Brickellia macromera* B. Robinson, Baja California.  
*Brickellia magnifica* McVaugh, Mexico.  
*Brickellia mcdonaldii* B. Turner, NE Mexico.  
*Brickellia megaphylla* M. E. Jones ex B. Robinson in S. F. Blake, Baja California.  
*Brickellia microphylla* (Nutt.) A. Gray, W United States.  
*Brickellia monocephala* B. Robinson, Mexico.  
*Brickellia mosieri* (Small) Shinn., Florida.  
*Brickellia multiflora* V. Kellogg, W United States.  
*Brickellia nelsonii* B. Robinson, Mexico.  
*Brickellia nevinii* A. Gray, California.  
*Brickellia nutanticeps* S. F. Blake, Mexico.  
*Brickellia oblongifolia* Nutt., W United States, British Columbia.  
*Brickellia odontophylla* A. Gray, Mexico.  
*Brickellia oliganthes* (Less.) A. Gray, Mexico.  
*Brickellia oreithales* (B. Robinson) Shinn., Mexico.  
*Brickellia orizabaensis* Klatt, Mexico.  
*Brickellia palmeri* A. Gray, Mexico.  
*Brickellia paniculata* (Miller) B. Robinson, Mexico, Guatemala, Nicaragua, Costa Rica.  
*Brickellia parryi* A. Gray, Mexico.  
*Brickellia parvula* A. Gray, Texas.  
*Brickellia pendula* (Schrader) A. Gray, Mexico.  
*Brickellia peninsularis* Brandege, Baja California.  
*Brickellia pringlei* A. Gray, Arizona, Mexico.  
*Brickellia reticulata* (DC.) A. Gray, Mexico.  
*Brickellia rhomboidea* E. Greene, Mexico.  
*Brickellia robinsoniana* S. F. Blake, Mexico.  
*Brickellia rusbyi* A. Gray, SW United States, Mexico.  
*Brickellia saltillensis* B. Robinson, Mexico.

*Brickellia scabra* (A. Gray) Nelson in J. Coulter & Nelson, W United States.

*Brickellia schaffneri* (A. Gray) Shinn., Mexico.

*Brickellia scoparia* (DC.) A. Gray, Mexico.

*Brickellia secundiflora* (Lagasca) A. Gray, Mexico.

*Brickellia seemannii* A. Gray, Mexico.

*Brickellia simplex* A. Gray, Arizona, Mexico.

*Brickellia spinulosa* A. Gray, Mexico.

*Brickellia stolonifera* B. Turner, Mexico.

*Brickellia subsessilis* B. Robinson, Baja California.

*Brickellia tomentella* A. Gray, Mexico.

*Brickellia urolepis* S. F. Blake, Mexico.

*Brickellia venosa* (Wootton & Standley) B. Robinson, SW United States, Mexico.

*Brickellia verbenacea* (E. Greene) B. Robinson, Mexico.

*Brickellia vernicosa* B. Robinson, Mexico.

*Brickellia veronicaefolia* (H.B.K.) A. Gray, Texas, Mexico.

*Brickellia viejensis* Flyr, Texas.

*Brickellia vollmeri* Wiggins, Mexico.

*Brickellia watsonii* B. Robinson, W United States.

*Brickellia wislizenii* A. Gray, Mexico.

## 82. Barroetea

*Barroetea* A. Gray, Proc. Amer. Acad. Arts 15: 29. 1880. TYPE: *Barroetea setosa* A. Gray.

Annual or short-lived perennial *herbs*, with or without a woody taproot, usually unbranched below, branched in inflorescence. *Stems* faintly striate, slightly puberulous. *Leaves* opposite, sessile or short-petiolate; blades deltoid, margins serrate to dentate, with prickles on tip and on teeth. *Inflorescence* a loose panicle; pedicels slender, usually of moderate length. *Involucral bracts* ca. 20–25, subimbricate, in ca. 4 series, unequal in graduated series, spreading with age, persistent, lanceolate, mostly 4-costate; receptacle flat to convex, glabrous. *Florets* ca. 15–35 in a head; corollas white, tubular; cells of limb linear with straight or slightly sinuous lateral walls; lobes oblong-ovate, more than twice as long as wide, smooth on both surfaces; anther collars very slender, elongate, a few subquadrate cells below, with distinct annular thickenings on walls; anther appendages oblong, blunt, slightly longer than wide; style base enlarged, covered with contorted hairs; style branches longly clavate, surface smooth to slightly mamillate. *Achenes* slightly to strongly obcompressed, constricted below pappus, 4–6-ribbed, setuliferous on sides; carpopodium distinct, broad, strongly asymmetrical, with a slight but distinct upper margin, cells mostly subquadrate in 6–12 series, with walls thickened; pappus of ca. 16–30 persistent bristles, in one series, flattened on outer surface, densely pectinately fringed on lateral margins; apical cells of bristles acute. *Pollen grains* ca. 20–22  $\mu\text{m}$  in diameter. Chromosome number  $x = 9$ . Plate 82.

The genus *Barroetea* was named by Asa Gray in honor of Gregorio Barroeta, a medical doctor and professor in San Luis Potosí, Mexico. Barroeta was a friend of the well-known collectors Parry and Palmer.

The genus is unique in the Alomiinae by the distinctly obcompressed achenes which have only four to six ribs. In other characters including the pappus, carpopodium, shape of the corolla, style base with contorted hairs, and chromosome number, the genus is very close to *Brickellia*. The stylar node seems to be of the precise form seen in *Brickellia*, a form shared in its details by no other genus. The character of prickles or spines on the tips and teeth of the leaves in *Barroetea* is approached but not matched in some species of *Brickellia* such as *B. cuspidata*, *B. atractyloides*, and *B. arguta*, but the latter are shrubby or subshrubby plants sufficiently different in many details to preclude close relationship. It is possible, but by no means certain, that the unique achene form of *Barroetea* is derived from the cylindrical ten-ribbed form in *Brickellia*, but even if this could be demonstrated, it would seem unwise to lessen the definability of *Brickellia* by the inclusion of species with such strikingly different achenes. Gaiser (1954) has shown that in addition to the achene, *Barroetea* differs from *Brickellia* by the tetrastichously rather than distichously arranged barbules of the pappus bristles. The outer surface is flattened in both genera.

One species originally described in *Barroetea*, *B. glutinosa*, has been transferred by King and Robinson (1972*q*) to the genus *Phanerostylis*. This was, perhaps, without adequate explanation, since the species was returned to *Barroetea* by Turner (1978). The species, nevertheless, has precisely those characters that were given by King and Robinson for *Phanerostylis*, distichous pappus barbules, flaring corollas, rather long sinuous hairs on the basal stylar node, comparatively triangular and papillose corolla lobes, and densely papillose style branches. The characters are all foreign to the genus *Barroetea*, especially the form of the corolla. The removal of *B. glutinosa* has the additional effect of removing the only species that had been credited to *Barroetea* that lacks prickles on the leaves.

The genus *Barroetea* is distributed in the drier parts of Mexico from Sonora and Coahuila in the north to Oaxaca in the south. A key to the species, including *B. glutinosa*, has been provided by B. Robinson (1911*b*).

The following six species are recognized in the genus:

*Barroetea brevipes* B. Robinson, Mexico.

*Barroetea laxiflora* Brandege, Mexico.

*Barroetea pavonii* A. Gray, Mexico.

*Barroetea sessilifolia* Greenman, Mexico.

*Barroetea setosa* A. Gray, Mexico.

*Barroetea subuligera* (S. Schauer) A. Gray, Mexico.



PLATE 82. *Barroetia setosa* A. Gray.—A. Habit,  $\times \frac{1}{2}$ .—B. Head,  $\times 6$ .—C. Corolla showing anthers,  $\times 14$ .—D. Style,  $\times 14$ .—E. Achene,  $\times 14$ .



PLATE 83. *Phanerostylus pedunculatus* (DC.) R. King & H. Robinson.—A. Habit,  $\times \frac{1}{2}$ .—B. Head,  $\times 3$ .—C. Corolla showing anthers,  $\times 7$ .—D. Style with nectary,  $\times 7$ .—E. Achene,  $\times 6$ .

83. *Phanerostylis*

*Phanerostylis* (A. Gray) R. King & H. Robinson, *Phytologia* 24: 70. 1972.

*Eupatorium* subgenus *Phanerostylis* A. Gray, *Proc. Amer. Acad. Arts* 17: 205. 1882. TYPE: *Eupatorium coahuilense* A. Gray.

*Brickellia* subgenus *Phanerostylis* (A. Gray) B. Turner, *Brittonia* 30: 343. 1978.

Erect to decumbent or rhizomatous, annual or perennial *herbs*, with few to many branches; stems, leaves, and involucre bracts puberulous or with small stipitate glands. *Stems* terete with faint striations. *Leaves* opposite, with distinct slender petiole; blades ovate to narrowly oblong. *Inflorescence* sparsely branched or with heads solitary on long erect peduncles. *Involucre bracts* ca. 30–50, subimbricate, in 3–7 graduated unequal series, spreading with age, persistent, oblong to lanceolate, strongly 2–4-costate; receptacle flat or slightly convex, glabrous. *Florets* 25–50 in a head; corollas white or pale pink, with slender basal tube, throat longer than wide to half again as long as wide, papillose on both surfaces by projecting upper ends of oblong cells; anther collars short to rather elongate, many subquadrate cells below, with distinct annular to irregular thickenings on walls; anther appendages slightly shorter to distinctly longer than wide; style base enlarged, covered with rather long and rather straight hairs; style branches longly clavate, fleshy, enlarged part densely covered with small high papillae. *Achenes* prismatic, 4–5-ribbed, scabrid with minute setulae on sides; carpodium distinct, nearly symmetrical to asymmetrical, cells mostly short-oblong, in 6–20 series, walls greatly thickened; pappus of ca. 25 persistent bristles in one series, essentially smooth on outer surface, apical cells very slender; narrowly acute. *Pollen grains* ca. 20–22  $\mu\text{m}$  in diameter. Chromosome number  $x = 9$ . Plate 83.

*Phanerostylis* was originally recognized as a subgenus of *Eupatorium* by Asa Gray (1882), being distinguishable from *Brickellia* by the achenes with five rather than ten ribs. Gray named the genus after the large showy style branches. Such styles are distinct from those of most other species that have been placed in *Eupatorium*, but are of the shape common in *Brickellia* and its related genera. Still, the style branches do remain one of the most distinctive features of the genus because of the unique dense papillosity on the surface, a detail not known to Gray. *Phanerostylis* has the only papillose style branches in the subtribe. In living plants, it is quite possible that the papillose surfaces of the branches would provide a visible sheen lacking in other genera.

The genus *Phanerostylis* is evidently closely related to *Brickellia*, and has been placed in the latter genus in part by some recent authors (Harcombe & Beaman, 1967; Turner, 1978) because of the chromosome number of  $x = 9$  found in both genera. The genera also share the long-clavate style branches, the flattened outer surfaces and distichous barbulae of the pappus bristles, pubescent style bases of different types, and details of carpodial structure. It is also true, as Harcombe and Beaman (1967) point out, that solitary heads on erect peduncles occur in both typical *Phanerostylis* and *Brickellia monocephala*, however, these are obviously isolated and separate specializations in their respective groups.

*Phanerostylis* differs from *Brickellia* in a number of significant features including the five-ribbed achenes that initially caused the typical species to be placed in *Eupatorium*, the densely papillose style branches, the pruriose papillosity of the corolla lobes, the funnellform rather than

tubular throats of the corollas, and the more erect nearly straight hairs on the basal node of the style. The details of the corolla and style place the genus distinctly outside of the immediate group formed by the genera *Brickellia* and *Barroetia*.

The unique form of papillosity in the flowers of *Phanerostylis* is considered a particularly significant specialized character that unites the two elements of the genus, the elements previously placed in *Eupatorium* and *Barroetia*. In reversing the unification of these two elements by King and Robinson (1972*q*), Turner (1978) ignored the unique papillosity and emphasized instead the slightly obcompressed achenes, and the erect, annual, polycephalic nature of *P. glutinosa*, formerly placed in *Barroetia*, versus the rhizomatous perennial habit, totally prismatic achenes, and unbranched inflorescences of typical *Phanerostylis*. As is shown above, typical *Phanerostylis* differs fundamentally from *Brickellia* where it was placed by Turner (1978). The placement of *P. glutinosa* in *Barroetia* is also unacceptable, since the latter has more strongly obcompressed achenes, non-glanduliferous leaves and stems, prickle-tipped teeth on the leaves, tubular and non-papillose flowers, and contorted hairs on the basal stylar node. The removal of the various *Phanerostylis* species from the other genera in which they have been placed has the beneficial secondary effect of greatly improving the homogeneity of those genera. The resulting diversity of habit emphasized by Turner (1978), that is seen in the present concept of *Phanerostylis* does nothing to disprove the basic unity evident in the floral details, but does indicate some internal complexity in the evolution of the genus.

*Phanerostylis* is restricted geographically to northern and central Mexico. Two of the species occur in San Luis Potosí or to the west and south, while *P. coahuilensis* occurs in northern Mexico. The distinctive *P. glutinosa* occurs to the east in Puebla.

A key to the species with unbranched inflorescences has been provided by Turner (1985).

The following five species are recognized in the genus:

*Phanerostylis coahuilensis* (A. Gray) R. King & H. Robinson, Mexico.

*Phanerostylis glutinosa* (Brandege) R. King & H. Robinson, Mexico.

*Phanerostylis hintoniolum* (B. Turner) R. King & H. Robinson, NE Mexico.

*Phanerostylis nesomii* (B. Turner) R. King & H. Robinson, Mexico.

*Phanerostylis pedunculosa* (DC.) R. King & H. Robinson, Mexico.

#### 84. *Brickelliastrum*

*Brickelliastrum* R. King & H. Robinson, *Phytologia* 24: 63. 1972. TYPE: *Brickellia fendleri* A. Gray.

Erect to decumbent *subshrubs*, much branched from base. *Stems* terete, pubescent. Lower *leaves* opposite, upper leaves often alternate, with distinct slender petiole; blades ovate to triangular, base subtruncate to slightly cordate, margins crenate-serrate. *Inflorescence* corymbose to pyramidally paniculate, with many branches; pedicels slender, usually rather short. *Involucral bracts* ca. 25, subimbricate, in ca. 4 unequal graduated series, persistent, spreading with age, broadly lanceolate, strongly 2- or 4-costate; receptacle slightly convex, glabrous. *Florets* 25–35 in a head; corollas white, narrowly and evenly funnelliform from base; cells of limb laxly oblong with slightly sinuous lateral walls; lobes triangular-ovate, slightly longer than wide, smooth on both surfaces; anther collars rather short, slender, cells mostly elongate, with distinct annular thickenings on walls; anther appendages oblong, slightly longer than wide; style base not enlarged, glabrous; style branches very narrowly and longly clavate, slightly mamillate, nearly smooth. *Achenes* prismatic, mostly 5–7-ribbed, scabrous with short setulae; carpodium distinct, shortly rounded, mostly symmetrical, cells oblong, in 3–4 series, walls thickened; pappus of ca. 25 rather deciduous scabrid bristles, slightly flattened on outer surface, with apical cells sharply acute. *Pollen grains* ca. 20–22  $\mu\text{m}$  in diameter. Chromosome number  $x = 10$ . Plate 84.

The single species of *Brickelliastrum*, from New Mexico and western Texas, was originally described in *Brickellia* by Gray (1849) and was retained in that genus within the section *Eubrickellia* by B. Robinson (1917). In spite of this, Robinson was able to say regarding the species, “. . . affinitate generico dubia locum inter *Brickellia* et *Eupatorium* quasi intermedium tenens.” This was in reference to the five- to seven-ribbed rather than ten-ribbed achenes. The species was one of two with primarily five- to six-ribbed achenes included in *Brickellia* by B. Robinson, the other being the inadequately known *Kyrsteniopsis cy-mulifera*.

The habit of *Brickelliastrum*, the longly clavate style branches, and the cell form in the carpodia all tend to confirm a relationship to *Brickellia*, but the number of differences is impressive. In addition to the ribbing of the achene, *Brickelliastrum* differs by the unenlarged and glabrous base of the style, the corolla that is funnelliform from the base with more triangular lobes, the symmetrical carpodium with few rows of cells, and the deciduous pappus bristles with rather irregularly scabrid outer surfaces.

According to a count by Watson (1973), the chromosome number also differs, being  $n = 10$ .

The actual relationship of *Brickelliastrum* within the *Alomiinae* seems to be closer to *Kyrsteniopsis* of central Mexico. The latter is also one of the genera in the subtribe lacking any node or pubescence at the base of the style. The differences from *Kyrsteniopsis* include the 25–30 rather than 10–16 flowers in a head, the less tubular corollas, the more fragile pappus that is slightly more flattened on the outer surface, the anther collars having fewer distinct short cells below and having distinct transverse annular thickenings on the cell walls, the achene having only short setulae, having a strong tendency for six ribs rather than the usual five, and the shorter non-attenuate achene base with rectangular carpodial cells in fewer rows.

The generic name is derived from the name *Brickellia* plus the Latin suffix *-astrum* indicating inferiority or an incomplete resemblance.

The following single species is recognized in the genus:

*Brickelliastrum fendleri* (A. Gray) R. King & H. Robinson.



PLATE 84. *Brickelliastrum fendleri* (A. Gray) R. King & H. Robinson.—A. Habit,  $\times \frac{3}{8}$ .—B. Head,  $\times 5$ .—C. Corolla showing anthers,  $\times 12$ .—D. Style with nectary,  $\times 12$ .—E. Achene,  $\times 12$ .




PLATE 85. *Flyriella parryi* (A. Gray) R. King & H. Robinson.—A. Habit,  $\times \frac{2}{3}$ .—B. Head,  $\times 5$ .—C. Corolla showing anthers,  $\times 11$ .—D. Style,  $\times 11$ .—E. Achene,  $\times 11$ .



85. *Flyriella*

*Flyriella* R. King & H. Robinson, *Phytologia* 24: 67. 1972. TYPE: *Eupatorium parryi* A. Gray.

Perennial *herbs to subshrubs*, erect or decumbent, many-branched from base, densely hirsute or stipitate glandular. *Stems* terete, slightly striated, sometimes fistulose (in *F. harrimanii*). *Leaves* usually opposite, sometimes alternate above, with distinct petioles, petioles sometimes winged; blades ovate to deltoid, base truncate to subcordate, margins serrate. *Inflorescence* a laxly branched panicle, branches laxly to densely cymose; pedicels short to moderately long. *Involucral bracts* ca. 30, subimbricate, in ca. 3 unequal graduated series, persistent, spreading with age, usually lanceolate (ca. 40 with enlarged foliaceous-tipped outer bracts in *F. harrimanii*); receptacle flat, glabrous. *Florets* usually 10–30 in a head (ca. 75 in *F. harrimanii*); corollas white, tubular to scarcely funnelform, mostly glabrous; cells of limb mostly elongate with sinuous lateral walls; lobes rather oblong-triangular, scarcely to distinctly longer than wide, smooth on both surfaces, outer surface with few glands, sometimes with short hairs; anther collars narrow, with many poorly defined subquadrate cells below, most cells with weak transverse annulations on walls; anther appendages oblong-ovate, slightly longer than wide; style base enlarged, densely hirsute, with hairs erect or somewhat curved, not strongly contorted; style branches longly clavate, smooth. *Achenes* prismatic, 5-ribbed, with setulae on sides, sometimes glabrous below; carpopodium distinct, shortly to longly cylindrical or asymmetrical with a sigmoid vascular trace; cells variously contorted, in many series, with moderately and porosely thickened walls; pappus of 20–40 capillary scabrous bristles, in one series, narrowed distally, slightly flattened and scabrid on outer surface, persistent, apical cells obtuse to acute. *Pollen grains* ca. 20  $\mu\text{m}$  in diameter. Chromosome number  $x = 10$ . Plate 85.

The species of *Flyriella* have achenes with five angles, and the four species known before 1972 were described as members of the genus *Eupatorium*. It was Flyr (1968) who first noted the relationship to *Brickellia*, and who included the type species in that genus. The genus does show the greenish, subimbricate, striated involucral bracts, and the narrow corolla with short erect lobes as in *Brickellia*. The genera are also alike in the longly clavate style branches and the enlarged pubescent basal node of the style, characters not mentioned by Flyr. The relationship of the type, *Eupatorium parryi* to other species now placed in *Flyriella* was apparently not recognized by Flyr.

At the time of the Flyr paper (1968), a few other species without ten-ribbed achenes had been placed in *Brickellia*, including species now placed in *Brickelliastrum*, *Kyrsteniopsis*, and *Phanerostylis*, only the first of which was noted by Flyr. The series of studies by King and Robinson (1972l, 1972n, 1972p, 1972q), however, has shown that all these species differ from *Brickellia* by combinations of characters, and often show close relationship to other species not placed in that genus. In the present case, *Flyriella* differs from *Brickellia* by the fewer ribs on the achene, the variously shaped cells of the carpopodia with thinner porose walls, the less flattened outer surfaces and irregularly scabrid margins of the pappus bristles, and by the less contorted hairs on the basal node of the style. The genus also differs in its chromosome number of  $n = 10$  as cited by Mabry et al. (1981) on the basis of the Turner collection of *F. leonensis*. M. Baker and Turner (1986) have noted that *Flyriella*, like *Alomia*, is mostly spring flowering, while *Brickellia* and its closer relatives are mostly fall flowering.

The flavonoid pattern has been studied in *Flyriella par-*

*ryi* (Mabry et al., 1981) and proves to consist of four glycosides of quercetin and its 4'- and 7,4'-methyl ethers. The pattern is stated to be unrelated to that observed among any of the numerous tested species of *Brickellia*. Limited testing of other species of *Flyriella* showed one or more of the same flavonoids found in *F. parryi*.

*Flyriella* has a distribution mostly in northern Mexico, reaching into southern Texas and west into Chihuahua. The most distinctive species, *F. harrimanii*, occurs at the southern known limit of the generic range in southern Tamaulipas. The distribution of the genus seems rather truncated in the north and may have extended farther north during warmer periods in the past.

A key has been provided for all but one of the species of *Flyriella* by King and Robinson (1972p). The more recently described *F. harrimanii* is a larger plant with enlarged foliaceous outer involucral bracts and about 75 flowers in a head (King & Robinson, 1982a). M. Baker and Turner (1986) have monographed the genus, recognizing only *F. leonensis* of the several B. Robinson species.

The genus is named in honor of the late David Flyr, who first recognized the relationship of the type species to *Brickellia*.

The following six species are recognized in the genus:

- Flyriella chrysostyla* (B. Robinson) R. King & H. Robinson, Mexico.
- Flyriella harrimanii* R. King & H. Robinson, Mexico.
- Flyriella leonensis* (B. Robinson) R. King & H. Robinson, Mexico.
- Flyriella parryi* (A. Gray) R. King & H. Robinson, Texas, Mexico.
- Flyriella sphenopoda* (B. Robinson) R. King & H. Robinson, Mexico.
- Flyriella stanfordii* R. King & H. Robinson, Mexico.



PLATE 86. *Ageratella palmeri* (A. Gray) B. Robinson.—A. Habit,  $\times \frac{1}{3}$ .—B. Head,  $\times 6\frac{1}{2}$ .—C. Corolla showing anthers,  $\times 15$ .—D. Style,  $\times 5$ .—E. Achene,  $\times 15$ .

86. *Ageratella*

*Ageratella* A. Gray ex S. Watson, Proc. Amer. Acad. Arts 22: 419. 1887. TYPE: *Ageratum microphyllum* Schultz-Bip.

Erect *subshrub* or *shrub*, usually with many ascending branches. *Stems* terete to slightly striated, reddish brown, densely puberulous. *Leaves* alternate or sometimes opposite below, shortly petiolate or sessile, gradually broadened into blade; blades ovate, obovate, linear, or linear-oblancoolate, margins entire to lobed. *Inflorescence* a loose racemose or narrowly thyrsoid panicle; pedicels slender, usually rather short. *Involucral bracts* ca. 18–20, subimbricate, in 4–5 unequal graduated series, somewhat ranked, persistent, spreading with age, short-ovate to lanceolate; receptacle slightly convex, glabrous. *Florets* 15 in a head; corollas whitish, tubular, somewhat constricted above, with glands on outer surface on tube and lobes and especially on base of throat; cells of limb narrowly elongate with sinuous lateral walls; lobes narrowly oblong, more than twice as long as wide, smooth on both surfaces; anther collars slender, with cells mostly elongate, walls of most cells with numerous transverse annular thickenings; anther appendages about twice as wide as long; style base not enlarged, glabrous; style branches longly and narrowly clavate, with surface mamilliose on lower part of appendage, becoming smoother above. *Achenes* prismatic, 5-ribbed, with short setulae on sides; carpodium shortly stopper-shaped, cells minutely subquadrate in ca. 5 series, walls moderately thickened, foramen large; pappus of 4–5 persistent scabrid awns, winged below, apical cells acute. *Pollen grains* ca. 18–20  $\mu\text{m}$  in diameter. Plate 86.

*Ageratella* is the only genus in the Alomiinae having a shortened anther appendage, one that is half or less as long as wide. The genus is also one of the few in the subtribe with winged awns rather than capillary bristles in the pappus. Nevertheless, in other respects, such as the greenish subimbricate involucral bracts, the tubular or upwardly narrowed corollas with small erect lobes, and the longly clavate style branches, the genus is like most other members of the subtribe. The genus is among those in the subtribe lacking a node or pubescence at the base of the style.

Material of *Ageratella* has at times been referred to the genera *Ageratum* and *Stevia*, apparently because of the awned pappus. *Ageratella* differs from both of the latter

by its short anther appendages, and its tubular corollas with non-papillose short erect lobes. *Ageratella* differs further from *Ageratum* by the lack of a conical receptacle, and from *Stevia* by the greater number of flowers in the head and the lack of hairs inside the corolla.

*Ageratella* is restricted to western Mexico from Jalisco northward to Sonora. The genus is reviewed by B. Robinson (1906).

The name *Ageratella* is a Latin diminutive of *Ageratum*.

The following two species are recognized in the genus:

*Ageratella microphylla* (Schultz-Bip.) A. Gray ex S. Watson, Mexico.

*Ageratella palmeri* (A. Gray) B. Robinson, Mexico.

87. *Asanthus*

*Asanthus* R. King & H. Robinson, Phytologia 24: 66. 1972. TYPE: *Brickellia squamulosa* A. Gray.

Erect *subshrubs*, with many branches. *Stems* terete to slightly angled, puberulous or glanduliferous, sometimes glabrescent. Lower *leaves* opposite, upper leaves sometimes alternate, all sessile to indistinctly short-petiolate; blades narrowly lanceolate to linear, upper leaves sometimes reduced and scale-like, sometimes in densely imbricated axillary clusters. *Inflorescence* thyrsoid-paniculate with branches densely corymbose; pedicels short. *Involucral bracts* ca. 20–25, sometimes immediately subtended by numerous scale-like leaves, subimbricate in 4 or more strongly unequal graduated series, persistent, spreading with age, oblong; receptacle flat, glabrous. *Florets* 8–14 in a head; corollas whitish, tubular and slightly constricted above to minimally funnelform, with sparse minute glands externally; cells of limb elongate with sinuous lateral walls; lobes oblong to narrowly oblong-triangular, 2–3 times as long as wide, smooth on both surfaces; anther collars cylindrical, cells short-oblong to more elongate, with dense transverse annular thickenings on walls; anther appendages oblong, slightly longer than wide or longer; style bases not enlarged, glabrous; style branches longly and narrowly clavate, slightly mamilliose below, usually becoming smooth above. *Achenes* long-prismatic, ca. 10-ribbed, ribs narrow and bearing short setulae; carpodium shortly stopper-shaped, sym-



PLATE 87. *Asanthus squamulosus* (A. Gray) R. King & H. Robinson.—A. Habit,  $\times \frac{1}{5}$ .—B. Habit showing primary leaves and young branches,  $\times \frac{1}{5}$ .—C. Head,  $\times 3$ .—D. Corolla showing anthers,  $\times 9$ .—E. Style,  $\times 9$ .—F. Achene,  $\times 9$ .

metrical, with slight upper rim, cells subquadrate to short-oblong, with moderately thickened walls; pappus of 20–100 persistent bristles in 1–3 series, scabrid on margins and outer surface, often barbellate distally, apical cells sharply acute. *Pollen grains* ca. 20  $\mu\text{m}$  in diameter. Plate 87.

The genus *Asanthus* has numerous features such as the greenish subimbricate involucre bracts, narrow corollas with erect or slightly spreading lobes, and longly clavate style branches that would indicate a position in the subtribe Alomiinae, possibly near the genus *Brickellia* with which it is sympatric. The fact that *Asanthus* has ten-ribbed achenes would initially seem to confirm such a close relationship, and it has been the reason for inclusion of the species in the genus *Brickellia* by Gray, B. Robinson (1917), and others. Still, *Asanthus* differs from *Brickellia* by the unenlarged and glabrous bases of the styles, the pappus bristles without flattened outer surfaces, and the carpodia shortly stopper-shaped with small subquadrate cells. Also, the ribs are more irregularly disposed than those of *Brickellia* and very narrowly raised. It is the present view that *Asanthus* is a member of the Alomiinae, but well outside of the immediate relationship of *Brickellia*. It also seems probable that the ten-ribbed condition of the achenes is of separate origin from the ten-ribbed condition in *Brickellia*.

In relationship, *Asanthus* may be closest to *Steviopsis*, but it can be distinguished by the sessile or subsessile leaves, the presence of glands on the outer surface of the corolla lobes, the presence of four or more series of involucre bracts, the lack of glands on the achenes, the very narrow raised ribs on the achenes, and the distinct carpodia of small moderately thick-walled cells. *Asanthus* also lacks the mottled reddish coloration of the stem that occurs in *Steviopsis*.

*Asanthus* is regarded as a natural group of three species, but nevertheless, is composed of two very distinctive elements.

The type species, *Asanthus squamulosus*, is the most distinctive member of the genus, but has a remarkable superficial resemblance to *Brickellia spinulosa* in the form of its scale-like leaves that has caused the two species to

be placed together by B. Robinson (1917) in his section *Gemmipedium* of *Brickellia*. Both species have strobilus-like clusters of reduced leaves in the leaf axils and below the involucre. In reality, *A. squamulosus* is totally distinct in the lack of the hirsute node on the style base, the more reduced carpodium, the narrower costae on the sparsely setuliferous achene, and the great number of 75–100 fine pappus bristles in about three series without flattened outer surfaces. In all of these features except the number of pappus bristles, the type species is like the other members of *Asanthus*.

The remaining two species of *Asanthus* form a closely related pair that was placed by B. Robinson (1917) in his *Brickellia* section *Steviastrum*. The species were placed in the section with the species now known as *Steviopsis vigintisetata*, and the two species do resemble the members of the latter genus. The two species differ from typical *Asanthus* in both their lack of reduced scale-like leaves and in their lack of an extreme number of pappus bristles in two or three series. The two species are worthy of at least subgeneric distinction.

The species of *Asanthus* occur in northern Mexico as far south as San Luis Potosí, and the type species ranges northward into Arizona and New Mexico. The species can be distinguished by the keys in B. Robinson's (1917) monograph of *Brickellia*.

The genus *Asanthus* is named in honor of Asa Gray who was the original author of all three of the presently recognized species.

The following three species are recognized in the genus:

- Asanthus solidaginifolius* (A. Gray) R. King & H. Robinson, Mexico.
- Asanthus squamulosus* (A. Gray) R. King & H. Robinson, SW United States, Mexico.
- Asanthus thyrsoiflorus* (A. Gray) R. King & H. Robinson, Mexico.

## 88. Malperia

*Malperia* S. Watson, Proc. Amer. Acad. Arts 24: 54. 1889. TYPE: *Malperia tenuis* S. Watson.

Erect annual *herbs*, usually many-branched from a thick tap-root. *Stems* terete, mostly smooth, slightly puberulous to nearly glabrous. *Leaves* opposite below, becoming alternate above, sessile to subsessile; blades linear, entire. *Inflorescence* a loose cymose panicle; pedicels slender, sometimes rather short. *Involucre bracts* 20–25, subimbricate, in ca. 3 strongly unequal series, persistent, spreading with age, lanceolate; receptacle flat, glabrous. *Florets* ca. 20–30 in a head; corollas white, narrowly tubular, with scattered small glands on outer surface; cells elongate with sinuous lateral walls; lobes scarcely spreading, oblong-ovate, ca 1.5 times as long as wide, smooth on both surfaces; anther collars with cells mostly elongate, with strong transverse annular thickenings on walls; anther appendages oblong-ovate, slightly longer than wide; style base not enlarged, glabrous; style branches narrowly and longly clavate, scarcely mamillate. *Achenes* somewhat fusiform, 5-ribbed, with spreading setulae on ribs; carpodium somewhat asymmetrical, cells small and



PLATE 88. *Malperia tenuis* S. Watson.—A. Habit,  $\times \frac{1}{6}$ .—B. Head,  $\times 3\frac{1}{4}$ .—C. Corolla showing anthers,  $\times 15$ .—D. Style,  $\times 15$ .—E. Achene,  $\times 15$ .

subquadrate, with moderately thickened walls; pappus of ca. 3 long awns with minutely winged bases and intervening short squamellae, in one series, persistent, awns scabrid, becoming barbellate distally, with apical cells sharply acute. *Pollen grains* ca. 25  $\mu\text{m}$  in diameter. Chromosome number  $n = 10$ . Plate 88.

The genus *Malperia* was named by Watson to accommodate a single annual species occurring in rather dry areas in northern Baja California and in southernmost California. The generic name is an anagram formed from the name of the collector of the type material, Edward Palmer. The genus has usually been recognized as distinct, following the well-established tendency for narrower delimitation of genera of the Eupatorieae that have various non-capillary types of pappus (B. Robinson, 1913a). Nevertheless, *Malperia* was transferred by I. M. Johnston (1924) into an artificial concept of the genus *Hofmeisteria* based on a pappus with awns or bristles alternating with squamellae. The artificiality of the latter concept, and the distinction of *Malperia* has been discussed by King and Robinson (1966).

The actual relationship of *Malperia* is far from the Hoffmeisteriinae and is unquestionably in the Alomiinae. The corollas are narrowly tubular, and the style branches are longly though narrowly clavate. Also, the involucre is subimbricate and persistent, and the cells of the anther collar

have weak annular thickenings on the walls. *Malperia* is one of the members of the subtribe having no node or pubescence on the base of the style. The pappus of alternating bristles and squamellae seems to place *Malperia* close to the genus *Pleurocoronis*, but this is called into question by the numerous differences in detail. *Malperia* has a rather fusiform achene with spreading setulae restricted to the ribs, while the achenes of *Pleurocoronis* are prismatic with more numerous less spreading setulae mostly between the ribs. The carpodium of *Pleurocoronis* is of a distinctive form seen in no other genus, and the awns or bristles of the pappus are winged at the base in *Malperia*, unlike those of *Pleurocoronis*. *Malperia* is also distinct in the characters emphasized by B. Robinson (1913a), the sessile or subsessile linear leaves and the annual habit. The chromosome number also differs.

The genus has been reviewed by R. King (1967a).

The following single species is recognized in the genus:

*Malperia tenuis* S. Watson, SW United States, Mexico.

### 89. *Pleurocoronis*

*Pleurocoronis* R. King & H. Robinson, *Phytologia* 12: 468. 1966. TYPE: *Hofmeisteria plurisetata* A. Gray.

Erect, small, usually spreading *shrubs*, with few to many branches. *Stems* terete and puberulous or often glanduliferous when young, becoming thinly corticated and whitish when older. *Leaves* opposite in lower portions, becoming alternate above, distinctly and narrowly petiolate; blades minutely rhomboid to broadly deltoid or cordiform in outline, slightly to deeply toothed or incised to bipinnatifid. *Inflorescence* with heads solitary or in lax to rather dense corymbose or subcymose panicles; pedicels slender, rather short to very long. *Involucral bracts* 30–35, subimbricate, in 3–4 unequal graduated series, persistent, spreading with age, outer bracts short-ovate, inner lanceolate, sharply pointed, outer bracts with small herbaceous tips; receptacle flat or slightly convex, epaleaceous, glabrous. *Florets* 25–30 in a head; corollas white, tubular, with scattered minute glands on outer surface; cells of limb elongate with sinuous lateral walls; lobes scarcely spreading, short-oblong, 1.5 times as long as wide, smooth on both surfaces; anther collars cylindrical, cells most elongate, with beaded or weakly annular thickenings on lateral walls; anther appendages ovate to oblong, ca. 1.5 times as long as wide; style base not enlarged, glabrous; style branches longly and sometimes rather broadly clavate, slightly mamillate. *Achenes* prismatic, 4–5-ribbed, with setulae on ribs and intercostal surfaces; carpodium slightly asymmetrical, with basal foramen indistinct, cells spreading with outer surfaces ascending and elongate toward slightly projecting upper rim, with slightly thickened walls; pappus of 3–6 long scabrid to barbellate persistent bristles, with intervening short erosely dentate squamellae, apical cells of bristles sharply acute. *Pollen grains* ca. 16–18  $\mu\text{m}$  in diameter. Chromosome number  $n = 9$ . Plate 89.

During the period preceding the present series of studies, when the artificiality of generic concepts in the Eupatorieae was at its maximum, there was a tendency to treat the comparatively few members of the tribe with a pappus of alternating bristles and squamellae as members of a single genus, *Hofmeisteria*. The concept often included the genus *Malperia* for which a separate generic name had already been provided, but it also included three

species similarly unrelated to *Hofmeisteria* for which there was no name. The genus *Pleurocoronis*, named to include the three species, was the first of those proposed jointly by the present authors (King & Robinson, 1966) in the initial stages of the study of the tribe. The genus was subsequently monographed by R. King (1967a). It seems ironic that the pappus form, which was once thought of as characteristic of *Hofmeisteria*, is a type consistently



PLATE 89. *Pleurocoronis plurisetia* (A. Gray) R. King & H. Robinson.—A. Habit,  $\times \frac{1}{2}$ , with group of separate enlarged leaf tips.—B. Head,  $\times 5$ .—C. Corolla outer surface,  $\times 12$ .—D. Corolla inner surface with anthers,  $\times 12$ .—E. Anther,  $\times 30$ .—F. Style,  $\times 12$ .—G. Achene,  $\times 12$ .—H. Segments of pappus,  $\times 15$ .



present in *Pleurocoronis*, while the pappus of *Hofmeisteria* as presently understood is highly variable.

Neither *Pleurocoronis* nor *Malperia* have proven to be closely related to *Hofmeisteria*, in spite of the resemblance in pappus and the close geographical correlation in western Mexico and the southwestern United States. *Hofmeisteria* is presently placed in a distinct subtribe *Hofmeisteriinae*, with a chromosome base number of  $x = 18$  or 19. Both *Pleurocoronis* and *Malperia* show the narrowly tubular corollas and longly clavate style branches that mark them as members of the subtribe *Alomiinae* where they are the only two genera with squamellae in the pappus. Further details of *Pleurocoronis* and *Malperia*, however, indicate that the genera are not immediate relatives. *Pleurocoronis* has a prismatic rather than fusiform achene, with setulae on the sides rather than restricted to the ribs. The bases of the pappus bristles are not winged as in *Malperia*, and the leaves are distinctly petiolate. The carpodium of *Pleurocoronis* is unique in the tribe, with no distinct foramen at the base, only a small central scar, and with the lateral cells ascending and elongate in a distinctive spreading pattern. The plants of *Pleurocoronis* are shrubs, while those of *Malperia* are evidently annuals. According to the few counts available (R. King, 1967a; R. King et al., 1976), the chromosome numbers of the two genera also differ. The position of *Pleurocoronis* in the subtribe is sufficiently far from the immediate rela-

tionship of *Brickellia* to indicate that the chromosome number of  $n = 9$  is separately derived. *Pleurocoronis* does not appear to be particularly close to any other genus in the subtribe, being placeable only in the general series lacking any node or pubescence at the base of the style.

The three species of *Pleurocoronis* are distributed in a series, with the type species in northern Baja California northward into the United States as far as Nevada. The rather weakly differentiated *P. laphamioides* is restricted mostly to central Baja California. The most distinctive species, *P. gentryi*, with the dissected leaf blades, is restricted to the area of southern Baja California north of La Paz. A key is provided by R. King (1967a).

The name of the genus is from the Greek word *pleuro* (= side), and the Latinized *corona* (= crown), in reference to the series of squamellae in the pappus that appears to form a crown subtending the bristles of the pappus. The squamellae are actually positioned in the gaps between the bristles, and in spite of their slightly lower position, are evidently part of the same pappus series.

The following three species are recognized in the genus:  
*Pleurocoronis gentryi* (Wiggins) R. King & H. Robinson, Baja California.  
*Pleurocoronis laphamioides* (Rose) R. King & H. Robinson, W Mexico.  
*Pleurocoronis pluriseta* (A. Gray) A. King & H. Robinson, SW United States, W Mexico.

## 90. *Alomia*

*Alomia* H.B.K., Nov. Gen. Sp., Folio ed. 4: 119. 1818. TYPE: *Alomia ageratoides* H.B.K.

Erect to decumbent short-lived perennial herbs, sparingly branched. Stems terete to 6-angled, puberulous to pilose, sometimes stipitate-glandular. Leaves opposite, long-petiolate, petioles sometimes narrowly winged; blades usually ovate, in upper leaves sometimes elliptical or lanceolate, with shortly cuneate to cordate bases, margins usually serrate or dentate, trinervate from near base, without immersed glandular punctations on lower surface. Inflorescence rather lax, weakly to strongly cymose paniculate; pedicels slender, short to moderately long. Involucral bracts 25–30, subimbricate, in 2–4 unequal to subequal series, persistent, spreading with age; receptacle broadly convex, without paleae, glabrous. Florets 40–50 in a head; corollas white, tubular or with narrowly campanulate throat, with minute scattered glands on outer surface; cells of throat and sometimes lobes laxly to narrowly oblong with sinuous lateral walls; lobes triangular or oblong, longer than wide, sometimes with rather short-oblong cells, smooth or nearly smooth on both surfaces; anther collars cylindrical, cells mostly elongate, with weak annular thickenings on walls; anther appendages ovate, about as long as wide; style base not enlarged, glabrous; style branches scarcely thickened to longly and narrowly clavate, slightly mamillate to densely short-papillose. Achenes prismatic, 5-ribbed, with short blunt twin-hairs shaped like glands; carpodium appearing rather cylindrical but with sigmoid vascular trace and excentric connection to achene, cells elongate with thickened lateral walls; pappus completely absent, apical callus unarmed. Pollen grains ca. 15–20  $\mu\text{m}$  in diameter. Plate 90.

The name *Alomia* is derived from the Greek *a-* meaning without and *loma* meaning margin, referring to the lack of a pappus. The genus is also the basis for the subtribal name *Alomiinae*, the earliest name available for the present series of Brickellioideae Eupatorieae. The present application of the names, however, has little similarity with

the traditional usage. Actually, for its size, *Alomia* may have been the most abused concept in the Eupatorieae in the traditional systems of classification.

The genus *Alomia* previous to the present series of studies had come to include most Eupatorieae that possessed the combination of no pappus and a well-developed an-



PLATE 90. *Alomia ageratoides* H.B.K.—A. Habit,  $\times \frac{1}{6}$ .—B. Head,  $\times 9$ .—C. Floret showing anthers,  $\times 25$ .—D. Style,  $\times 25$ .

ther appendage. At least eight distinct elements were included, none of which except the typical element are now regarded as members of the Alomiinae. The furthest departure was undoubtedly the species of *Lycapsus* from

San Ambrosio and San Felix Islands off the coast of Chile. The species, treated as a separate subgenus by B. Robinson (1913b) who did not have the benefit of material, proves to be a member of the tribe Heliantheae (H. Robinson,

1981). One large part of what was called *Alomia* has conical and sometimes paleaceous receptacles and large partially immersed glandular punctations on the undersides of the leaves. The latter are actually members of the genus *Ageratum* and are the reason why the two genera are often associated with each other in various classifications. A single Central American species has been placed in a separate genus, *Blakeanthus*, with a flat paleaceous receptacle and complexly pubescent leaves. Both *Blakeanthus* and *Ageratum* show firm eximbricate involucre and are placed in this treatment in the subtribe Ageratinae, although not as immediate relatives of each other. Yet another element was included in *Alomia* by B. Robinson (1913b) that he himself acknowledged as being epappose representatives of *Trichogonia* of the subtribe Gyptidinae. Other Brazilian species have proven to be the basis for segregate genera such as *Teixeiranthus* with its unique form of corolla fused to the top of the achene without an intervening callus, *Gardnerina* with short anther appendages and shallowly pinnatifid leaves, *Acrispappus* with a shrubby habit, paleaceous receptacles, and a chromosome base number of  $x = 9$ , and *Alomiella* with a distinct basal node on the style and thickened veins in the corolla. The first three of these are presently regarded as members of the subtribe Ageratinae, while *Alomiella* has the unique form of carpodium that places it in the Ayapaninae. For a more complete review of the abuses of the name *Alomia*, see the listing in the nomenclator accompanying the present treatment.

The present concept of *Alomia* is admittedly derived without direct examination of the type. Nevertheless, two Hinton collections, numbers 308 and 3509, seem to conform in every possible detail with the illustration in the publication of Humboldt, Bonpland, and Kunth (1818) and the microfiche of the type in the herbarium in Paris. The five species included in the genus have very similar herbaceous habits, identical scarcely convex receptacles bearing 40 to 50 flowers, and essentially identical epap-

pose achenes with small peg-like twin-hairs on the surface. In spite of the uniformity, two distinctive subgroups can be detected in the genus. The typical element, including *A. ageratoides* and *A. hintonii*, from the area of northern Guerrero, Morelos, and the state of Mexico, has campanulate throats of the corollas, narrower papillose style branches, and more subequal involucre bracts. The atypical element was designated by B. Robinson (1913b) as the subgenus *Geissanthodium*, meaning "protected flowers" in reference to the subimbricated involucre. The group shows more tubular flowers with broader style branches. The atypical group includes *A. alata* from the same area as the typical element, *A. callosa* from Jalisco, and *A. stenolepis* from southern Sonora. It is the latter group that betrays the relationship to other members of the *Brickellia* series. The typical element, but for its clear relationship in achene and receptacle structure, would not be recognized as a part of the *Brickellia* group. It is, nevertheless, this element that typifies the subtribal name that now applies to the entire group.

The genus *Alomia*, as presently delimited, is restricted to central and western Mexico in the Sierra Madre Occidental and western parts of the Sierra Madre de Sur. The monograph by B. Robinson (1913b) provides keys and descriptions to the genus in its broad and artificial concept. The monograph, as such, includes many presently excluded species, and also excludes two species described more recently. A key to the five presently recognized species has been provided by King and Robinson (1972w).

The following five species are recognized in the genus:

- Alomia ageratoides* H.B.K., Mexico.
- Alomia alata* Hemsl., Mexico.
- Alomia callosa* (S. Watson) B. Robinson, Mexico.
- Alomia hintonii* R. King & H. Robinson, Mexico.
- Alomia stenolepis* S. F. Blake, Mexico.

### 91. *Dyscritogyne*

*Dyscritogyne* R. King & H. Robinson, Phytologia 22: 158. 1971. TYPE: *Eupatorium adenospermum* Schultz-Bip.

Erect perennial *herbs*, sparingly branched. *Stems* terete, striated, puberulous. *Leaves* opposite to alternate, with very short petioles; blades broadly to narrowly ovate, base broadly acute to subtruncate, margins subserrulate to serrate, apices acute, trinervate from or near base, with minute glandular dots mostly on undersurface. *Inflorescence* a loose pyramidal or corymbose panicle; pedicels usually slender, short to moderately long. *Involucre bracts* ca. 33–40, subimbricate, in ca. 4–6 strongly unequal graduated series, mostly persistent, spreading when dry, with rounded tips, mostly greenish with 4 costae on outer surface, mostly glabrous; receptacle flat to slightly convex, glabrous. *Florets* 11–16 in a head; corollas white or pink, tubular, with scattered minute glands on outer surface, with sparse hairs inside near base of throat in *D. adenosperma*; cells of limb laxly oblong with somewhat sinuous lateral walls; lobes ovate-triangular, scarcely longer than wide, smooth on both surfaces; anther collars cylindrical or narrow below, with many subquadrate or shorter cells in basal part, walls with transverse or vertical intricate thickenings; anther appendages oblong to ovate,



PLATE 91. *Dyscritogyne adenospermum* (Schultz-Bip.) R. King & H. Robinson. — A. Habit,  $\times \frac{1}{6}$ . — B. Head,  $\times 3\frac{1}{2}$ . — C. Corolla showing anthers,  $\times 15$ . — D. Style,  $\times 15$ . — E. Achene,  $\times 15$ .

about as long as wide; style base not enlarged, glabrous or with a few minute papillae; style branches longly clavate or strap-shaped, fleshy, nearly smooth. *Achenes* prismatic to rather fusiform, 4–5-ribbed, densely punctate- or stipitate-glandular on sides, stipes of stipitate glands with somewhat thickened walls; carpodium indistinct, at most a few rows of small cells with unthickened walls; pappus of ca. 35–40 persistent

bristles in 1–2 series, irregularly scabrid on margins and outer surface, apex not or slightly broadened, apical cells acute. *Pollen grains* ca. 25  $\mu\text{m}$  in diameter. Plate 91.

The genus *Dyscritogyne* was named after the distinctive or discrete form of its gynoeceal parts, the achenes and style branches. The achenes are notable for the extremely dense glandular pubescence, and the style branches are perhaps the broadest of any member of the Eupatorieae in Mexico.

At the time the genus was first described by King and Robinson (1971*ee*), a proper understanding of the *Brickellia* relationship had not yet been achieved. *Dyscritogyne* with *Steviopsis* was thought to represent an extreme element within the Mexican Critoniinae, distinguished by the broad style branches. It was later that the tubular corollas and broad style branches of *Dyscritogyne* and some other seemingly isolated genera in Mexico were recognized as indicative of the broad subtribal group including both *Brickellia* and *Alomia*. Even so, *Dyscritogyne* is somewhat unusual in the group by its broader corollas and more triangular corolla lobes, the partially deciduous inner involucre bracts, the more strap-shaped and blunt style branches with a thickened vein near the tip, and the numerous short cells in the base of the anther collar with often vertical thickenings on the walls. The genus is distinct from its closest potential relative, *Steviopsis*, by the densely glanduliferous achenes and by the multiseriate

involucre with round-tipped bracts, among other characters. The carpodium of *Dyscritogyne* seems to be characteristically poorly differentiated.

The genus is distributed in oakwoods in the Sierra Madre de Sur of Mexico from the states of Guerrero and Mexico in the east to Jalisco in the west. The two species are sufficiently similar in aspect to have been misidentified with each other on a few occasions. Still, the species are clearly distinguished by a number of characters. *Dyscritogyne adenosperma* to the east has more narrowly ovate leaves, more fusiform achenes with stipitate glands, and corollas with hairs on the inner surface near the insertions of the filaments. The more western species, *D. dryophila*, has more prismatic achenes with essentially sessile glands, broadly ovate leaves with rather truncate bases, and corollas without hairs inside. Label data indicates that *A. dryophila* also differs by having pink or lavender flowers.

The following two species are recognized in the genus:

*Dyscritogyne adenosperma* (Schultz-Bip.) R. King & H. Robinson, Mexico.

*Dyscritogyne dryophila* (B. Robinson) R. King & H. Robinson, Mexico.

## 92. *Kyrsteniopsis*

*Kyrsteniopsis* R. King & H. Robinson, *Phytologia* 22: 146. 1971. TYPE: *Eupatorium nelsonii* B. Robinson.

Erect *subshrubs* or *shrubs*, moderately branched. *Stems* terete, puberulous to tomentellous, becoming glabrous. *Leaves* opposite, with slender petioles; blades ovate to deltoid, with cordate or subcordate bases, margins entire to dentate, trinervate from base, with numerous glandular punctations on lower surface. *Inflorescence* a lax leafy thyrsoid panicle, with laxly to densely corymbose branches; pedicels usually short, puberulous to tomentellous. *Involucral bracts* green, sometimes tinged with red, 20–25, subimbricate, in ca. 4 strongly unequal graduated series, persistent, spreading when dry, chartaceous, oblong, obtuse to short-acute, 3–4-striate on outer surface; receptacle slightly convex, glabrous. *Florets* 9–16 in a head; corollas greenish white, narrowly tubular to minimally funnelform, with glands on outer surface of tube and lobes; cells of limb elongate, mostly with sinuous lateral walls; lobes ovate-triangular, slightly longer than wide, slightly spreading, smooth on both surfaces; anther collars narrowly cylindrical, with few subquadrate cells below, longer cells above, cell walls not ornamented; anther appendages oblong to ovate, slightly longer than wide; style base not enlarged, glabrous; style branches linear to scarcely longly clavate, rounded on outer surface, scarcely or not mamilllose. *Achenes* prismatic, 5-ribbed, with setulae mostly on ribs, often with stipitate glands on and between ribs, stipes of stipitate glands with somewhat thickened cell walls; carpodium distinct, without projecting upper edge, cells short-oblong to subquadrate in 3–5 series, with partially thickened rather collenchymatous walls; pappus of 25–45 scabrid persistent bristles in 1 series, apical cells acute. *Pollen grains* 20–25  $\mu\text{m}$  in diameter. Plate 92.

*Kyrsteniopsis* was described by King and Robinson (1971*aa*) on the basis of numerous technical differences, especially in the achenes, but with an incomplete understanding of the relationships. Primary comparisons were made to the genera *Koanophyllon* of the Critoniinae and

*Steviopsis* which was then also regarded as a possible member of the *Critonia* relationship. Less than a year later (King & Robinson, 1972*l*), both *Kyrsteniopsis* and *Steviopsis* were recognized as relatives of *Alomia* and *Brickellia*, and both genera were shown to contain some



PLATE 92. *Kyrsteniopsis nelsonii* (B. Robinson) R. King & H. Robinson.—A. Habit,  $\times \frac{1}{2}$ .—B. Head,  $\times 6$ .—C. Corolla showing anthers,  $\times 17$ .—D. Style,  $\times 17$ .—E. Achene,  $\times 17$ .

species that had been described in *Eupatorium* and others described in *Brickellia*. *Kyrsteniopsis* does resemble *Koanophyllon* of the Critoniinae in the shape of its leaves and in the slightly deciduous nature of some of its inner involucre bracts. Also, the corollas have more spreading lobes and the style branches are narrower than in most Alomiinae, but the tubular corollas are thoroughly distinct from the characteristically flaring and broadly lobed type seen in *Koanophyllon*.

Within the Alomiinae, *Kyrsteniopsis* does not seem to be immediately related to *Steviopsis* which differs by its eximbricate to weakly subimbricate pointed involucre bracts and glabrous more narrowly lobed corollas. In habit, *Kyrsteniopsis* is closer to *Brickelliastrum* of the southwestern United States and *Pseudokyrsteniopsis* of Guatemala and Chiapas, but differs from both in the more prominent corolla lobes and narrower style branches. The present genus also tends to have fewer flowers in the head, especially in comparison with *Brickelliastrum*. The achenes of *Kyrsteniopsis* seem to be rather unique in the large often thin-walled epidermal cells in which the more sclerotized bases of the setulae and glands are imbedded.

*Kyrsteniopsis* is one of the genera of the Alomiinae that has been credited with yellowish flowers in label data. The corollas actually seem to be rather greenish, with the yellowish appearance being from pollen on the style branches.

The four species of *Kyrsteniopsis* occur in the area of central Mexico extending from the states of Veracruz and San Luis Potosí in the north to Guerrero and Oaxaca in the south. A key to the species has been provided by King and Robinson (1972). The two more northern species, *K. cymulifera* and *K. dibollii*, seem to differ from the others by having achenes with many stipitate glands and having a pappus with more bristles.

The name *Kyrsteniopsis* is derived from the earlier name *Kyrstenia* which is a synonym of *Ageratina*. The name was used for the present genus mostly because the authors wished to reclaim something for modern usage from the older Necker name. There is some habitual resemblance between *Kyrsteniopsis* and some species of *Ageratina* of the subtribe Oxylobinae, but there is no close relationship.

The following four species are recognized in the genus:

- Kyrsteniopsis congesta* R. King & H. Robinson, Mexico.
- Kyrsteniopsis cymulifera* (B. Robinson) R. King & H. Robinson, Mexico.
- Kyrsteniopsis dibollii* R. King & H. Robinson, Mexico.
- Kyrsteniopsis nelsonii* (B. Robinson) R. King & H. Robinson, Mexico.

### 93. *Pseudokyrsteniopsis*

*Pseudokyrsteniopsis* R. King & H. Robinson, *Phytologia* 27: 241. 1973. TYPE: *Pseudokyrsteniopsis perpetiolata* R. King & H. Robinson.

Erect or arching *subshrubs* or *shrubs*, moderately branched. *Stems* terete, scarcely striated, sparsely hirsute and minutely stipitate-glandular. *Leaves* opposite, petioles long, inflated at base and encircling node; blades broadly deltoid, strongly hastate, usually with recessed trinervate base, margins denticulate, with minute mostly stipitate glands on surfaces. *Inflorescence* a lax pyramidal panicle with usually densely corymbose branchlets; branches spreading at wide angles or right angles; pedicels slender, usually short. *Involucre bracts* green, sometime reddish tinged, ca. 20, subimbricate, in ca. 3–4 strongly unequal graduated series, persistent, spreading or reflexed with age or drying, lanceolate to linear, narrowly acute to slightly acuminate; receptacle flat, glabrous. *Florets* 13–18 in a head; corollas cream-white, tubular, constricted above, mostly glabrous on outer surface, a few minute glands on lobes; cells of limb elongate with mostly sinuous lateral walls; lobes small, suboblong, 1.5 times as long as wide, erect to scarcely spreading, smooth on both surfaces; anther collars with a few subquadrate cells below, longer cells above, cell walls with weak annular thickenings; anther appendages oblong-ovate, ca. 1.5 times as long as wide; style base not enlarged, glabrous; style branches longly and narrowly clavate, scarcely mamillate, smooth distally, rounded on outer surface. *Achenes* prismatic, 5-ribbed, base sometimes attenuate, with numerous setulae on sides; carpopodium short and rounded, cells subquadrate in 5–6 series, with strongly thickened walls; pappus of ca. 30 scabrid subpersistent bristles in 1 series, not or scarcely contiguous at base, slightly broadened distally, apical cells sharply acute. *Pollen grains* ca. 20  $\mu$ m in diameter. Plate 93.

The genus *Pseudokyrsteniopsis* contains a single known species occurring in Guatemala and the adjacent Mexican state of Chiapas. The genus has a greenish subimbricate involucre, tubular corollas, somewhat broadened style branches, and a yellowish appearance from pollen on the style branches, which are characteristics of the subtribe

Alomiinae. The genus is among the members of that subtribe having an unenlarged and glabrous style base.

*Pseudokyrsteniopsis* is named after the genus *Kyrsteniopsis* of central Mexico, also a member of the Alomiinae. The two genera are somewhat similar in habit, and both have distinctly petiolate leaves with somewhat cordate



PLATE 93. *Pseudokyrsteniopsis perpetiolata* R. King & H. Robinson.—A. Habit,  $\times \frac{2}{3}$ .—B. Head,  $\times 6$ .—C. Corolla showing anthers,  $\times 15$ .—D. Style,  $\times 15$ .—E. Achene,  $\times 15$ .



bases on the blades. The closeness of relationship is questionable, however, because of some of the more Critonioid features of *Kyrsteniopsis*, the broader corollas which vary toward funnellform, the larger and slightly spreading corolla lobes, the linear style branches, and the blunt-tipped involucre bracts with some inner bracts somewhat deciduous. In addition, the pappus bristles are narrower and carpodia different. *Kyrsteniopsis* also has more ascending branches in the inflorescence, while the branches of the inflorescence in *Pseudokyrsteniopsis* spread at very wide angles, sometimes at right angles.

The unique feature of *Pseudokyrsteniopsis* after which the species is named is the enlargement of the petiole base.

The bases of the adjacent petioles surround the stem. The character is not matched in any other member of the tribe, and when well-developed is an immediate means for identifying the genus.

Subsequent to its description, the species of *Pseudokyrsteniopsis* has been transferred to *Eupatorium* by Williams (1975), in a study considered as anachronistic by the present authors.

The following single species is recognized in the genus:

*Pseudokyrsteniopsis perpetiolata* R. King & H. Robinson, Mexico, Guatemala.

#### 94. *Steviopsis*

*Steviopsis* R. King & H. Robinson, *Phytologia* 22: 156. 1971. TYPE: *Stevia rapunculoïdes* DC.

Erect coarse herbs, sparingly branched or with numerous axillary fascicles. *Stems* often with mottled reddish color, terete, striated when dry, becoming glabrous below. *Leaves* usually opposite or verticillate, alternate above, shortly petiolate; blades ovate to narrowly lanceolate, bases acute, margins serrulate, apices narrowly acute to acuminate, trinervate from near base or in narrower leaves essentially pinnate, surfaces scabridulous and without glandular punctations in three species, pilosulous and with glands below in *S. vigitiseta*. *Inflorescence* a loose often leafy pyramidal or corymbose panicle, branches ascending; pedicels usually short. *Involucre bracts* green, 20–30, eximbricate to weakly subimbricate, in ca. 2–3 series, persistent, spreading with age, with some shorter exterior bracts, apices obtuse to acute, faintly costate on outer surface; receptacle slightly convex, glabrous. *Florets* 15–20 in a head; corollas greyish pink to purplish, tubular to narrowly funnellform, glabrous on outer surface; cells of limb elongate, often with sinuous lateral walls; lobes longly triangular, 1.2–2 times longer than wide, spreading, smooth on both surfaces; anther collars broadly cylindrical, with subquadrate cells near base, longer cells above, cell walls ornamented with dense annular or intricate thickenings; anther appendages oblong, slightly longer than wide; style base not enlarged, glabrous; style branches longly and narrowly clavate, fleshy, somewhat flattened, slightly mamillate to smooth. *Achenes* prismatic, 5–10-ribbed, densely to sparsely setuliferous on sides, with few to many short-stalked glands; carpodium indistinct, cells small and subquadrate, in many series, with walls not or slightly sclerified; pappus of ca. 25–30 often coarse scabrid persistent bristles in 1 series, not flattened or smooth on outer surface, apices not broadened, apical cells acute. *Pollen grains* ca. 23–25  $\mu\text{m}$  in diameter. Plate 94.

The three genera, *Steviopsis*, *Dyscritogyne*, and *Kyrsteniopsis*, were described in an early stage of the present series of studies (King & Robinson, 1971aa, 1971dd, 1971ee) before the development of a proper concept of the *Brickellia* relationship that is now treated as the subtribe Alomiinae. The genera did not have either the traditional features of *Brickellia* or the pubescent node at the base of the style that the present authors associated at that time with *Brickellia* and its immediate relatives (King & Robinson, 1966). The three genera were dimly perceived as related to each other, but as an element on the fringe of the group now treated as the subtribe Critoniinae. Only one species was placed in *Steviopsis*. Almost simultaneously, McVaugh (1972) transferred the most species from *Eupatorium* to the genus *Brickellia*, pointing out the similarity to at least one species, *B. amblyolepis*, that had been placed in the latter genus by B. Robinson (1901, 1917). Later in the same year the genus

*Steviopsis* was revised by King and Robinson (1972m), proving, as in the case of *Kyrsteniopsis*, to include species that had been described in both *Eupatorium* and *Brickellia*. The relationship was recognized as being in the *Brickellia* group at that time.

In spite of the various precedents, including comments by Asa Gray dating back to 1887 (McVaugh, 1972), the relationship of *Steviopsis* to *Brickellia* is rather remote within the subtribe. The broader and often narrowly funnellform corollas and the reddish flowers are both unusual in the Alomiinae, and the weakly subimbricate to eximbricate involucre found in three of the species are totally uncharacteristic of the group. Even the broadened style branches of *Steviopsis* are unlike most members of the subtribe in their details, being most like those of *Dyscritogyne*. Some of the problems, however, seem to be the result of specializations within the genus, such as the less imbricated involucre. There also may be results of some



PLATE 94. *Steviopsis rapunculoides* (DC.) R. King & H. Robinson.—A. Habit,  $\times \frac{1}{5}$ .—B. Head,  $\times 4$ .—C. Corolla showing anthers,  $\times 10$ .—D. Style,  $\times 10$ .—E. Achene,  $\times 10$ .

intersubtribal hybridization of the type that is believed to rarely but significantly affect the overall evolution of the Eupatorieae (see introduction) and other Asteraceous tribes such as the Heliantheae (H. Robinson, 1981). The sum of all characters of *Steviopsis* continues to indicate a position in the Alomiinae close to *Dyscritogyne* and possibly *Asanthus*.

A factor in the description of members of *Steviopsis* in both *Eupatorium* and *Brickellia* is a variation in the number of ribs on the achene in different species. The higher number of *S. amblyolepis* and *S. vigintisetata* might reflect a closer relationship within the subtribe to the genus *Asanthus*. In this respect, it is of interest that *S. vigintisetata* was included by B. Robinson (1917) in his *Brickellia* section *Steviastrum* with the two species now placed in the atypical element of *Asanthus*. As in the case of *Asanthus*, the higher number of achene ribs does not seem to indicate close relationship to *Brickellia*.

*Steviopsis* is rather distinctive in the Alomiinae by the above mentioned eximbricate or weakly subimbricate involucre bracts. A more significant unifying character, however, seems to be the often funnellform glabrous corollas with rather long triangular somewhat spreading lobes.

There is a tendency in the genus for whorled leaves on the main stems, but the character is not as significant as thought before the expansion of the generic concept.

The genus *Steviopsis* occurs in Mexico in the Sierra Madre de Sur, ranging from Jalisco in the west to Oaxaca in the east. A key to the species is provided by King and Robinson (1972m).

The generic name is derived from that of *Stevia* which the species somewhat resemble habitally. There is no close relationship between the two genera, *Stevia* being a member of the subtribe Ageratinae close to *Piqueria*. Nevertheless, the habitual resemblance seems to have been sufficient to inspire independently both the names *Steviopsis* and *Brickellia* section *Steviastrum* which have been applied to members of the genus.

The following four species are recognized in the genus:

*Steviopsis amblyolepis* (B. Robinson) R. King & H. Robinson, Mexico.

*Steviopsis arsenei* R. King & H. Robinson, Mexico.

*Steviopsis rapunculoides* (DC.) R. King & H. Robinson, Mexico.

*Steviopsis vigintisetata* (DC.) R. King & H. Robinson, Mexico.

## 95. *Carminatia*

*Carminatia* Mociño ex DC., Prodr. 7: 267. 1838. TYPE: *Carminatia tenuiflora* DC.

Erect annual *herbs*, unbranched or sparingly branched from base. *Stems* terete to subquadrangular, striated, puberulence often in lines, sometimes pilose. *Leaves* opposite, petioles long and slender; blades deltoid to broadly ovate, base truncate or cordate, margins dentate, trinervate from base, without glands on surface. *Inflorescence* spiciform in aspect, with heads single or clustered at nodes along spike, sessile or on short lateral branchlets, rarely on longer lateral branch. *Involucre bracts* greenish or tinged with red, ca. 20, subimbricate in ca. 3 strongly unequal series, persistent, spreading with age, lanceolate to linear, sharply acute; receptacle flat, glabrous. *Florets* ca. 10–11 in a head; corollas white, rather tubular, either slightly broader or slightly narrower above, glabrous on outer surface or with a few minute glands above, veins greatly thickened toward base; cells of limb short-oblong, those of throat with distinctly sinuous lateral walls; lobes triangular-ovate to oblong-ovate, slightly shorter or slightly longer than wide, smooth on both surfaces; anther collars slender, cells subquadrate below, oblong above, with weak annular thickenings on walls; anther appendages slightly longer than wide; style base not enlarged, glabrous; style branches narrowly linear to scarcely long-clavate, surface slightly mamillate. *Achenes* prismatic, 5-ribbed, minutely spiculiferous, spicules consisting of 4 small cells in 2 series, more minute apical pair of cells often somewhat sclerified; carpodium strongly differentiated, of many greatly enlarged narrow cells in 1 series, cell walls thickened; pappus of ca. 9–13 bristles, often deciduous in groups with narrowly fused bases, flattened on outer surface, plumose by extremely long hairs on lateral margins, apical cells cute. *Pollen grains* ca. 20–25  $\mu\text{m}$  in diameter. Chromosome number  $x = 10$ . Plate 95.

The genus *Carminatia* was introduced by DeCandolle (1838) and stated to have affinity to *Liatris* and *Kuhnia*, undoubtedly on the basis of the plumose bristles of the pappus. The genus was distinguished by the rather racemose inflorescence with narrow few-flowered heads, resulting in a habitual resemblance to the Mutisian genus *Ainsliaea*. The genus also differed from *Liatris* and typical *Kuhnia* (= *Brickellia*) by the achenes with five angles.

With one recent exception, the genus *Carminatia* has been consistently recognized by all subsequent authors.

*Carminatia* has the involucre form and narrow corollas with smooth lobes that are regarded as characteristic of the subtribe Alomiinae. The narrow style branches do seem anomalous in the subtribe, but in some specimens the branches are slightly long-clavate. Although plumose pappus bristles were the basis of DeCandolle's original



PLATE 95. *Carminatia tenuiflora* DC.—A. Habit,  $\times \frac{1}{2}$ .—B. Head,  $\times 3$ .—C. Corolla showing anthers and style branches,  $\times 7$ .—D. Style,  $\times 7$ .—E. Achene,  $\times 7$ .

comparison with the *Kuhnia* element of *Brickellia*, the detailed structure of the pappus does not support close relationship between the two. The pappus in *Carminatia* has a more tapering central axis with broader bases often

narrowly fused to each other. The bristles, which differ by being rather deciduous, are often shed in groups or as a unit because of the narrow basal fusion. The lateral hairs of the bristles are also longer than those of any of the other

genera with a plumose pappus, resulting in the soft appearance first mentioned by DeCandolle (1838). The genus is also distinct by many other characters including the abruptly differentiated row of carpopodial cells, the thickened veins of the corolla, and the shorter more regularly oblong cells of the corolla. From *Brickellia*, the genus is distinct by the unornamented style base and the fewer ribs on the achene.

It seems of interest that *Carminatia* is placed next to another genus of the Alomiinae, *Helogyne*, in the generic key by B. Robinson (1913a). The latter genus also sometimes has a plumose pappus. Both genera are notable for the frequent presence of a vascular strand in the pappus bristles. *Helogyne* is not closely related to *Carminatia*, however, being a South American genus with a shrubby rather than annual habit, and lacking many details such as the highly differentiated single cell row of the carpopodium and the thickened veins of the corolla.

The only exception to the recognition of *Carminatia* as a distinct genus was the treatment by Keil and Pinkava (1976). The latter authors placed *Carminatia* in *Brickellia*, citing a chromosome number of  $n = 9$  in both genera, and noting that various concepts of *Brickellia* allowed for

a plumose pappus, simple style bases, and a five-angled achene. Many of the structural features were inadequately examined, and various generic refinements were rejected. Keil and Pinkava (1977) reversed their opinion on the status of *Carminatia* after reviewing the characters and after their chromosome report was shown to be in error.

The genus *Carminatia* contains two known species, the second being described by McVaugh (1972) who provided a key. The type species occurs primarily in the interior uplands of western Mexico, ranging from southern Arizona south to the cape of Baja California and Jalisco and east to Hidalgo and Guerrero. *Carminatia recondita* is apparently a plant of the Pacific slope of western Mexico mostly at elevations between 400 and 1,500 m from southern Nayarit to Michoacán. The latter seems to occur as a disjunct in Oaxaca and Chiapas (McVaugh, 1972).

The genus is said by DeCandolle (1838) to be named in honor of "cl. Carminati qui de materia medica bene meruit."

The following two species are recognized in the genus:

- Carminatia recondita* McVaugh, Mexico.
- Carminatia tenuiflora* DC., Arizona, Mexico.

## 96. *Dissothrix*

*Dissothrix* A. Gray, Hooker's J. Bot. Kew Gard. Misc. 3: 223. 1851. TYPE: *Dissothrix gardneri* [= *Dissothrix imbricata* (Gardner) B. Robinson].

Erect annual *herbs*, branching only in inflorescence. *Stems* terete, striated, puberulous. *Leaves* opposite, short-petiolate; blades ovate-lanceolate, bases cuneate, margins serrate, weakly trinervate from above base, without glandular punctations. *Inflorescence* a loose leafy thyrsoid panicle with cymose branches; pedicels slender, rather short. *Involucral bracts* ca. 15, subimbricate, in ca. 3 unequal graduated series, persistent, spreading with age, short-ovate to lanceolate, apices acute; receptacle flat, glabrous. *Florets* 6–8 in a head; corollas whitish, tubular, somewhat constricted above, glands dense at tips of lobes, very sparse elsewhere on outer surface, veins distinctly thickened below; cells of limb elongate, often with sinuous lateral walls; lobes narrowly oblong, about twice as long as wide, smooth on both surfaces; anther collars slender, with cells mostly elongate, a few subquadrate cells basally, cell walls with numerous transverse annular thickenings; anther appendages longer than wide; style base enlarged, with numerous thin-walled hairs; style branches with long narrow mamillate bases on appendages, with broad elongate clavate smooth tips. *Achenes* prismatic, 5-ribbed, with short setulae on and between ribs; carpopodium stopper-shaped with slight but distinct upper rim, cells oblong, moderate-sized, in ca. 5 series, with thickened walls; pappus of persistent scabrid bristles in 1 series with two distinct types, ca. 5 longer thicker bristles above ribs of achene, ca. 18 shorter narrower unequal bristles distributed above areas between ribs, apical cells of longer bristles obtuse, apical cells of others mostly short-acute. *Pollen grains* ca. 23  $\mu\text{m}$  in diameter. Plate 96.

The genus *Dissothrix* was established by Asa Gray (1851) to include the single species previously described as *Stevia imbricata* by Gardner (1846). In noting the obvious fact that the species was not a *Stevia*, Gray emphasized the truly setose pappus, the minutely five-toothed and connivent limb of the corolla, and the biserial, imbricated involucre. In passing, Gray also noted that the involucral bracts were thin, smooth, and strongly two-nerved "in the manner of *Brickellia*, &c." Whether intended to imply

close relationship or not, the latter comparison proved accurate, as evidenced by the broadened style branches and the enlarged pubescent style base shown in the illustration in the *Flora Brasiliensis* (J. Baker, 1876). *Dissothrix* proves to be one of many genera of the Alomiinae in South America, most of whose species have not previously been recognized as relatives of the primarily North American and Mexican genus *Brickellia*.

*Dissothrix* does not fall into the immediate relationship



PLATE 96. *Dissothrix imbricata* (Gardner) B. Robinson. —A. Habit,  $\times \frac{1}{2}$ . —B. Head,  $\times 5$ . —C. Corolla outer surface,  $\times 19$ . —D. Corolla outline with anthers,  $\times 19$ . —E. Anther,  $\times 45$ . —F. Style,  $\times 19$ . —G. Achene,  $\times 12$ , with separate enlarged representative segments of smaller and larger pappus bristles. Partly after J. Baker (1876).

of *Brickellia*, lacking as it does the flattened outer surfaces and densely fringed lateral margins of the pappus bristles. Actually, within the Alomiinae, *Dissothrix* is unique and easily distinguished by the pappus with two types of bris-

gles, after which it is named. The pappus is arranged with the smaller bristles in groups between the few more widely spaced larger bristles. Such a pappus is matched in Brazilian Eupatorieae in one species of *Eitenia*, but the latter

is a member of the distant subtribe Praxelinae. Another member of the Alomiinae from Brazil, *Goyazianthus*, has two types of bristles in the pappus, but in an essentially regularly alternating pattern. The latter genus is a perennial differing in many additional characters and is evidently not close to *Dissothrix*.

*Dissothrix* remains a monotypic genus as presently known. A second species credited to the genus, *D. hassleriana* of Paraguay, proves to be *Stevia aristata*. The

original species is known from a few localities in the states of Ceará and Piauí in northeastern Brazil. No collections have been reported since the first half of the last century.

Asa Gray (1851) mentioned that the corollas have purpurascens apices. Such coloration is not evident in the sparing material seen.

The following single species is recognized in the genus:

*Dissothrix imbricata* (Gardner) B. Robinson, Brazil.

### 97. *Austrobrickellia*

*Austrobrickellia* R. King & H. Robinson, *Phytologia* 24: 72. 1972. TYPE: *Eupatorium patens* Don ex Hook. & Arn.

Erect or spreading to arching *subshrubs* or *shrubs*; moderately branched, branching at approximately right-angles. *Stems* terete, pilosulous to tomentellous. *Leaves* opposite, with distinct slender petioles; blades ovate, bases obtuse to truncate, margins entire to sharply dentate, trinervate from at or near base, with or without glandular punctations. *Inflorescence* a lax leafy thyrsoid panicle, branches densely corymbose at tips; pedicels slender, short. *Involucral bracts* ca. 6–20, subimbricate, in 2–4 unequal graduated series, persistent, spreading when aged or dried, ovate to lanceolate, obtuse to acute, weakly to strongly bicostate on outer surface; receptacle flat to slightly convex, glabrous. *Florets* 3–12 in a head; corolla greenish white to purple, tubular, sometimes with slight constrictions above and near base, glabrous on outer surface or with few minute glands on lobes; cells of limb elongate, with scarcely sinuous lateral walls; lobes narrowly oblong, about twice as long as wide, erect, smooth on both surfaces; anther collars cylindrical, sometimes short, with few subquadrate cells below, longer above, with numerous annular thickenings on walls; anther appendages oblong, 1.25–1.5 times as long as wide; style base enlarged, with numerous scarcely distorted ascending hairs; style branches longly clavate, mostly smooth. *Achenes* prismatic, 5-ribbed, with setulae often nearly restricted to ribs, with or without glands on sides; carpodium distinct, shortly stopper-shaped with projecting upper rim; cells small, subquadrate, in ca. 5–15 series, with slightly to densely beaded walls; pappus of 30–35 persistent scabrid bristles in one series, with flattened mostly uninterrupted band along middle of outer surface, margins rather densely scabrid, apical cells mostly obtuse, sometimes narrowly rounded. *Pollen grains* ca. 20  $\mu\text{m}$  in diameter. Chromosome number  $x = 10$ . Plate 97.

*Austrobrickellia* is named after the fact that it is the most southern member of the *Brickellia* relationship, reaching as far south in Argentina as the Province of Chubut. The species were placed in traditional treatments in the genus *Eupatorium* because of the capillary pappus and the five-angled achenes. Previous to the present series of studies, there seems to have been no mention of the resemblance to *Brickellia*, although the genus showed most of the important characters of that relationship, the subimbricate involucre, the tubular corollas, the longly clavate style branches, and the pubescent node at the base of the style. The outer surfaces of the pappus bristles actually have a somewhat flattened surface, approaching the form seen in *Brickellia* and its immediate relatives, though the margins of the bristles are not as densely and regularly scabrid. The primary distinctions of *Austrobrickellia* from *Brickellia* are the five-angled achenes, the smaller stopper-shaped carpodia, and the regular pattern of branching at right angles. Still, *Austrobrickellia* may be the closest relative in South America of the primarily North American *Brickellia*.

The genus *Austrobrickellia* consists of three recognized species. The type, *A. patens*, is widely distributed from

central Bolivia south to southern Argentina, while the other two have more restricted ranges. *A. arnottii* in northwestern Argentina and *A. bakeriana* in the state of Minas Gerais in Brazil. The two Argentinian species are distinguished by Cabrera (1978) in his treatment of the *Flora of Jujuy*. *Austrobrickellia arnottii* is credited in the key with 6–10 involucral bracts in 2–3 series compared to 12–18 bracts in 3–4 series in *A. patens*. The former species, on observation, proves to differ further by the 3–5 rather than 7–12 flowers in the heads, and the lack of numerous prominent glands on the achenes and undersurfaces of the leaves. The Brazilian species is most like *A. patens* in its characters, but has less glanduliferous achenes and more enlarged tips on the pappus bristles.

The following three species are recognized in the genus:

*Austrobrickellia arnottii* (Baker) R. King & H. Robinson, Argentina.

*Austrobrickellia bakerianum* (B. Robinson) R. King & H. Robinson, Brazil.

*Austrobrickellia patens* (Don ex Hook. & Arn.) R. King & H. Robinson, Argentina, Bolivia, Brazil, Paraguay.



PLATE 97. *Austrobrickellia patens* (Don ex Hook. & Arn.) R. King & H. Robinson.—A. Habit,  $\times \frac{1}{2}$ .—B. Head,  $\times 4$ .—C. Corolla outer surface,  $\times 10$ .—D. Corolla inner surface with anthers,  $\times 10$ .—E. Anthers,  $\times 20$ .—F. Style,  $\times 10$ .—G. Achene,  $\times 12$ .





PLATE 98. *Pseudobrickellia brasiliensis* (Sprengel) R. King & H. Robinson.—A. Habit,  $\times \frac{1}{2}$ .—B. Head,  $\times 5$ , with separate enlarged inner involucre bract.—C. Corolla outer surface,  $\times 12$ .—D. Corolla inner surface with anthers,  $\times 12$ .—E. Anther,  $\times 20$ .—F. Style  $\times 12$ .—G. Achene,  $\times 8$ .

98. *Pseudobrickellia*

*Pseudobrickellia* R. King & H. Robinson, Phytologia 24: 74. 1972. TYPE: *Eupatorium brasiliense* Sprengel.

Erect often somewhat fasciculately branching *shrubs*. *Stems* essentially terete, marked with short ridges or scars from leaf insertions, puberulous. *Leaves* densely spirally inserted, sessile or indistinctly short-petiolate; blades narrowly linear, without evident lateral veins, glabrous. *Inflorescence* terminal on leafy branches, densely corymbose to somewhat pyramidal; pedicels usually rather short, glabrous or short-puberulous. *Involucral bracts* 12–18, subimbricate, in 3–4 strongly unequal graduated series, persistent, spreading when aged or dried, oblong to lanceolate, usually stramineous or reddish brown on outer surface, weakly striated; receptacle flat, epaleaceous (with a few marginal paleae?), glabrous. *Florets* 2–4(–8?) in a head; corollas greenish white, tubular or minimally funnellform, glabrous on outer surface; cells of limb elongate, with sinuous lateral walls; lobes oblong, ca. twice as long as wide, erect, smooth on both surfaces; anther collars broadly cylindrical, with few subquadrate cells basally, cells longer above, with numerous annular or beaded thickenings on walls; anther appendages broadly ovate, about as long as wide; style base enlarged, hirsute with short, contorted, blunt-tipped hairs; style branches longly clavate, flattened only on inner surface, scarcely mamillate below, smooth apically. *Achenes* prismatic, 5–10-ribbed, distinctly setuliferous on sides; carpopodium distinct, narrowly annuliform to shortly stopper-shaped, with little or no projecting upper rim, cells small, subquadrate, in 2–5 series, with moderately thickened walls; pappus of ca. 35 sharply scabrid persistent bristles in ca. 2 series, some outer bristles shorter, outer surfaces with median glabrous band. *Pollen grains* ca. 25  $\mu\text{m}$  in diameter. Plate 98.

The genus *Pseudobrickellia* is notable for the shrubby habit with branches bearing linear leaves in a densely spiralled insertion. The habit is one found in a number of Asteraceae in southern Brazil, including the Eupatorian genus *Disynaphia*, but is unique to *Pseudobrickellia* within the subtribe Alomiinae. It is possible to distinguish the genus from genera such as *Disynaphia* by the Brickellioid features of the tubular corollas, broadened style branches, and enlarged pubescent style bases, and no close relationship is seen to any of the other groups with similar habit.

Within the Alomiinae, *Pseudobrickellia* seems rather close to *Brickellia* on the basis of character comparison, and part of the genus has been included in *Brickellia* by various authors including B. Robinson (1917) because of the presence of ten-ribbed achenes. One species from *Eupatorium*, having five-ribbed achenes, however, is also unquestionably a member of *Pseudobrickellia*, kept unnaturally separated in past treatments because of the one character difference. Actually, the flattened outer surface of the pappus bristles is close to that of *Austrobrickellia*, and differs from *Brickellia* by the less restricted dense fringe of marginal teeth. *Pseudobrickellia* differs from *Brickellia*, *Austrobrickellia*, and others, by the habit, the congestion of the pappus bristles resulting in essentially two rows, and the short but strongly contorted form of the hairs on the style base. It is perhaps closest to *Goyazianthus* and *Leptoclinium*.

The recognized species of the genus are characterized by having only two to four flowers in the head and having

epaleaceous receptacles. As such, the genus includes *Brickellia* section *Pityophyllum* of B. Robinson (1917) based on the same type species with its ten-ribbed achenes. Nevertheless, *Carphephorus coridifolius* DeCandolle, recognized as *Brickellia* section *Pseudocarphephorus* by B. Robinson (1917) has a similar habit, and similar basic characters, and may belong in the genus. The latter differs primarily by having heads with up to eight flowers with a few intermixed paleae.

All of the species involved are restricted to the Planalto region of Brazil in the states of Minas Gerais and Goiás. They must be at least partially distinguishable in the field, from others of similar habit, by the greenish white or creamy white flowers of a type common in the Alomiinae. Label data indicates that some plants have yellowish flowers, and the flowers of some dried specimens seem slightly yellowish, but such coloration in live plants is assumed to be primarily due to pollen on the style branches, as in other members of the subtribe.

The name of the genus translates as “False *Brickellia*,” in reference to the misplacement of the type species in the latter genus.

The following two species are recognized in the genus:

*Pseudobrickellia angustissima* (Sprengel ex Baker) R. King & H. Robinson, Brazil.

*Pseudobrickellia brasiliensis* (Sprengel) R. King & H. Robinson, Brazil.



PLATE 99. *Goyazianthus tetrastichus* (B. Robinson) R. King & H. Robinson.—A. Habit,  $\times \frac{1}{2}$ .—B. Head,  $\times 5$ .—C. Corolla outer surface,  $\times 10$ .—D. Corolla inner surface with anthers,  $\times 10$ .—E. Anther,  $\times 20$ .—F. Style,  $\times 10$ .—G. Achene,  $\times 8$ .—H. Enlargement of pappus base,  $\times 16$ .

99. *Goyazianthus*

*Goyazianthus* R. King & H. Robinson, *Phytologia* 37: 461. 1977. TYPE: *Symphypappus tetrastichus* B. Robinson.

Erect *subshrubs*, branching above, with stems, leaves, and exposed surfaces of involucre bracts cinereo-puberulous and glandular-punctate, older leaves and stems somewhat glabrescent. *Stems* terete, striated when dry. Primary *leaves* usually alternate and with alternate vegetative branches in upper axils, branch leaves and bracts of inflorescence usually opposite; blades of leaves narrowly oblong-oblongate, entire, with rounded and apiculate tips, trinervate from near base with weak veins parallel to margin, lower surface sometimes thinly arachnoid tomentellous. *Inflorescence* thyrsoid-paniculate, with subcymose mostly opposite branches; pedicels short. *Involucral bracts* 15–16, subimbricate, in ca. 4 unequal graduated series, mostly in 4 distinct ranks, persistent, spreading with age, oblong, often somewhat keeled; receptacle flat, glabrous. *Florets* 4 in a head; corollas creamy white, tubular, narrower above, with numerous glands on outer surface; cells of limb elongate, with walls not or weakly sinuous; lobes oblong, about twice as long as wide, smooth on both surfaces; filaments inserted near basal fourth of corolla, lower part of filament short; anther collars slightly thickened, cells oblong, with distinct annular thickenings on walls; appendages oblong-ovate, about as long as wide; style base enlarged, densely pubescent with short contorted hairs; style branches longly clavate, fleshy, mamillate below, becoming smooth above. *Achenes* prismatic, ca. 7-ribbed, densely setuliferous and glanduliferous on sides; carpopodium shortly stopper-shaped, slightly asymmetrical, cells small, subquadrate, in 4–8 series; pappus of ca. 50 persistent bristles, dimorphic, with outer smaller series at most gaps between larger inner bristles, densely scabrid on margins, with few small scabrae on outer surface, apical cells acute. *Pollen grains* ca. 25  $\mu\text{m}$  in diameter. Plate 99.

The genus *Goyazianthus* is based on a species originally placed by B. Robinson (1934a) in the genus *Symphypappus* because of the slight tendency of the upper callus with the pappus to separate from the body of the achene, a character that is somewhat characteristic of the latter genus. *Goyazianthus* and some species of *Symphypappus* also share an involucre form with ranked bracts. These are the only characters, however, by which *Goyazianthus* particularly resembles *Symphypappus* or any other members of the subtribe Disynaphiinae to which *Symphypappus* belongs. The latter subtribe has consistently five-flowered heads, while *Goyazianthus* has four flowers. *Goyazianthus* differs further by the tubular upwardly narrowed corollas, the broadly long-clavate style branches, and the densely pubescent node on the style base, characters that place the genus in the subtribe Alomiinae. The graduated subimbricate persistent involucre bracts and the creamy white corollas also conform with the common condition in the latter subtribe.

Within the Alomiinae, *Goyazianthus* is most closely related to *Pseudobrickellia*, both sharing heads with few flowers and somewhat ranked involucre bracts, setuliferous achenes, and a somewhat biseriate pappus with the outer bristles somewhat smaller. Nevertheless, *Goyazian-*

*thus* differs in the outer bristles of the pappus being considerably shorter and more regularly alternating, in the involucre bracts being more regularly ranked, and in the achenes and the corollas bearing numerous glands. *Goyazianthus* differs from *Pseudobrickellia* more obviously in vegetative appearance, having more widely spaced mostly oblanceolate leaves that are opposite on most of the branches and in the inflorescence. The progression from alternate primary phyllotaxy to lateral and distal opposite phyllotaxy is in significant contrast to the trends in most of the advanced families of dicots, but is present in all specimens of *Goyazianthus* observed.

*Goyazianthus* and *Pseudobrickellia* appear to differ considerably in their chemistry. *Goyazianthus* seems particularly notable for numerous diterpenes, including kolavenol derivatives (Bohlmann et al., 1982i), none of which have been isolated from *Pseudobrickellia brasiliensis* (Bohlmann et al., 1984).

The name *Goyazianthus* refers to the state of Goiás in Brazil where the single known species occurs.

The following single species is recognized in the genus:

*Goyazianthus tetrastichus* (B. Robinson) R. King & H. Robinson, Brazil.

100. *Leptoclinium*

*Leptoclinium* Benth. in Benth. & Hook., *Gen. Pl.* 2: 244. 1873. TYPE: *Liatris trichotoma* Gardner.

Erect *shrubs*, with many branches above. *Stems* terete, slightly puberulous. *Leaves* alternate, imbricated, sessile or subsessile; blades broadly lanceolate, margins entire, weakly trinervate from near base with veins parallel to margin, surfaces sparsely puberulous, non-glanduliferous. *Inflorescence* of small terminal cor-



PLATE 100. *Leptoclinium trichotomum* Benth. ex Baker.—A. Habit,  $\times \frac{3}{5}$ .—B. Head,  $\times 7$ .—C. Corolla showing anthers,  $\times 14$ .—D. Style,  $\times 14$ .—E. Achene,  $\times 14$ .—F. Pappus bristle,  $\times 14$ .

ymbose panicles; pedicels short. *Involucral bracts* ca. 12, subimbricate, in ca. 3 unequal series, persistent, spreading with age, narrowly ovate to oblong-ovate, acute, weakly costate in basal half; receptacle flat to slightly convex, glabrous. *Florets* 5 in a head; corollas creamy white, tubular, glabrous; cells of limb elongate with sinuous lateral walls; lobes oblong, over twice as long as wide, smooth on both surfaces; anther collars

short-cylindrical, cells subquadrate below, oblong above, with numerous distinct complex thickenings on walls; anther appendage about as long as wide; style base enlarged, with dense cluster of short contorted hairs; style branches broadly and longly clavate, with inner surface flattened, mamillate below, smooth on broadest parts, stigmatic lines on inside surface at or slightly in from edges. *Achenes* prismatic, 5-ribbed, glabrous; carpodium distinct, symmetrical, stopper-shaped, without projecting upper margin, cells small, subquadrate, in ca. 10 series, with thickened walls; pappus of numerous easily deciduous bristles, apparently in 1 series, detached before maturity, apical cells of bristles short-acute. *Pollen grains* ca. 25  $\mu$ m in diameter. Plate 100.

The genus *Leptoclinium* includes one of the many shrubby members of the Eupatorieae from the Brazilian planalto showing the essential features of the subtribe Alomiinae. The involucre is subimbricate and persistent, the corollas are tubular with smooth surfaces on the lobes, the style branches are longly clavate, and the style base has a densely pubescent node. The genus is similar in general habit to *Pseudobrickellia*, *Goyazianthus*, and *Planaltoa*, related members of the Alomiinae from the Planalto region. *Leptoclinium* is distinguished from the related genera by the deciduous bristles of the pappus. The pappus is evident in mature heads only in the form of loose bristles among the flowers. The genus also differs by the broader sparsely pubescent leaves, broader than those of *Pseudobrickellia* or *Goyazianthus* and less pubescent than those of *Planaltoa*.

In establishing the genus, Bentham (Bentham & Hooker, 1873) mentioned the broad style branches of the flowers which are very noticeable projecting from the openings of the tubular corollas. The branches in *Leptoclinium* actually seem to be the broadest of any in the subtribe Alomiinae, and the broadening extends downward to the base of the branches where the stigmatic lines are displaced onto the inside surface. The position of the stigmatic lines is unique in the tribe, but observable only with dissection and magnification.

Gardner (1847) described the corollas as pale yellowish, a description common for members of the Alomiinae. Nevertheless, any truly yellow coloration is presumed to be restricted to the pollen in the anthers and on the style branches.

The single species of the genus is apparently known only

from the type which was cited from dry grassy hills, near Villa de Arrayas in Goiás, Brazil.

The name of the genus derives from the Greek words *leptos* (= small or thin) and *kline* (= bed), the latter word being used by synantherologists in the sense of a receptacle. The name came to the Brazilian species through a series of errors. The name was established originally by Nuttall (1822), as a subunit of *Liatris*, based on a plant from Florida presently known as *Garberia heterophylla*. It was Gardner who extended the use of the name to two Brazilian species, first *Liatris* (*Leptoclinium*) *brasiliensis* (1846), and second *L.* (*Leptoclinium*) *trichotoma* (1847). There was no intent by Gardner to establish a new concept, only a mistaken but honest belief that the Brazilian species were related to the one from Florida. Actually, not even the two Brazilian species prove to be closely related, *Liatris brasiliensis* proving to be a *Symphypappus* in the subtribe Disynaphiinae.

Contrary to the citation in the paper on the typification of the Eupatorian genera (King & Robinson, 1969c), the Bentham use of the name *Leptoclinium* at the generic level was only inspired by the earlier name, but not based upon it nomenclaturally. The Bentham description fits only the second of the Brazilian species of Gardner, *Liatris trichotoma*, and it was only that species that was transferred into the Bentham genus by J. Baker (1876). *Leptoclinium* of Bentham has priority at the generic level, even over the later attempt by Asa Gray (1879a) to raise the original *Leptoclinium* of Nuttall to a genus.

The following single species is recognized in the genus:

*Leptoclinium trichotomum* (Gardner) Benth. ex Baker, Brazil.

#### 101. *Planaltoa*

*Planaltoa* Taubert, Bot. Jahrb. Syst. 21: 454. 1896. TYPE: *Planaltoa salvifolia* Taubert.

Erect *subshrubs* or *shrubs*, with few to many branches above, with stems, leaves, and involucre densely hirtellous. *Stems* terete. *Leaves* alternate, imbricated, sessile; blades lanceolate to oblong-elliptical, minutely serrulate, margins sometimes reflexed, venation with strongly ascending secondaries or weakly trinervate from base, undersurface with strongly exsculptate reticulum, with or without glandular punctations. *Inflorescence* terminal, densely corymbose or thyrsoid with densely corymbose branches; heads sessile in small bracteolate clusters. *Involucral bracts* 5-7, weakly subimbricate, in ca. 2 subequal series, persistent, spreading with age, herbaceous at least at tips, lanceolate to broadly lanceolate, acute; receptacle flat, glabrous. *Florets* 3-5 in a head, corollas pink, tubular or minimally funnellform, outer surface densely pubescent with non-glandular hairs, stipitate glandular hairs, or short-stalked glands; cells of throat elongate, with somewhat



JACK R. SCHROEDER  
10/1971

PLATE 101. *Planaltoa salviifolia* Taubert.—A. Habit,  $\times \frac{1}{5}$ .—B. Head,  $\times 4$ .—C. Corolla showing anthers,  $\times 9$ .—D. Achene with style,  $\times 9$ .

sinuous lateral walls; lobes narrowly triangular, nearly twice as long as wide or longer, with cells of inner surface short-oblong to isodiametric and somewhat mamillate, with or without hairs on inner surface; anther collar short, cells subquadrate below, cell walls with dense transverse annular thickenings; anther appendages slightly wider than long to longer than wide; style base scarcely enlarged, densely pubescent with long scarcely

contorted hairs; style branches longly and narrowly clavate with papillae below, becoming mamillate to smooth above, or linear and densely papillose. *Achenes* prismatic, 5–6-ribbed, glabrous, abruptly constricted at base; carpopodium indistinct, rarely with a few small subquadrate cells with slightly thickened walls; pappus lacking. *Pollen grains* 23–27  $\mu\text{m}$  in diameter. Plate 101.

The genus *Planaltoa* consists of two presently known epappose pubescent species of superficially Vernonian appearance from the Planalto area of Brazil. The genus is evidently a member of the subtribe Alomiinae on the basis of the tubular and upwardly somewhat constricted corolla of the type species and on the basis of the densely pubescent style bases in both species. *Planaltoa* is one of only two genera of the subtribe without a pappus, and is the only such member in South America. The epappose *Alomia* of Mexico is a totally different extreme in the subtribe with many-flowered heads and mostly opposite leaves.

The two known species of *Planaltoa* are alike in many characteristics and are evidently each other's closest relatives. Both have erect habits with branching above, somewhat crowded sessile leaves, crowded few-flowered heads with very weakly subimbricate subequal involucre bracts with at least the tips herbaceous, glabrous epappose achenes without distinct carpopodia, and corollas with densely pubescent outer surfaces. However, the Barroso species, *P. lychnophoroides*, is sufficiently different, that

by itself, its placement in the subtribe might have been questioned. The corollas are slightly funnelliform, and have uniseriate and biseriate non-glandular hairs with intermixed glandular punctations, and there are hairs on the inner surfaces of the lobes. Also, the style branches are narrow and densely papillose throughout. There are none of the glandular tips on the longer hairs of the corolla nor the distal broadening of the style branches seen in the type species. The leaves also differ by the slightly auriculate bases, narrower tips, reflexed margins, and large abaxial glandular punctations.

The two known species of *Planaltoa* occur only in the state of Goiás in the interior of eastern Brazil.

Various compounds, including ent-labdane derivatives, have been reported from *Planaltoa lychnophoroides* (Bohlmann et al., 1982g).

The following two species are recognized in the genus:

- Planaltoa lychnophoroides* G. Barroso, Brazil.
- Planaltoa salviifolia* Taubert, Brazil.

## 102. *Crossothamnus*

*Crossothamnus* R. King & H. Robinson, *Phytologia* 24: 77. 1972. TYPE: *Eupatorium weberbaueri* Hieron.

Erect shrubs, with many branches. *Stems* terete, densely puberulous and glandular-punctate; internodes short. *Leaves* opposite to alternate, short-petiolate; blades ovate, bases rounded to subtruncate, margins serrulate to subserrulate, narrowly reflexed, upper surface glabrous, lower surface densely glandular-punctate and tomentellous, venation pinnate or with more ascending secondaries near base. *Inflorescence* thyrsoid-paniculate, with branches rather densely corymbose; pedicels rather slender and drooping, densely short-pubescent. *Involucre bracts* ca. 20, strongly subimbricate, in 3–4 strongly unequal graduated series, persistent, spreading when aged or dried, oblong, obtuse to rounded at tip, densely puberulous and glanduliferous on outer surface. *Florets* ca. 10 in a head; corollas white, minimally funnelliform, slightly narrowed above, glanduliferous on outer surface; cells of limb laxly oblong, with lateral walls not or scarcely sinuous; lobes oblong, erect, slightly longer than wide, smooth on both surfaces; anther collars broadly cylindrical, cells mostly or totally elongate, with numerous transverse annular thickenings on walls; anther appendages oblong, 1.25 times as long as wide; style base enlarged, smooth to papillose; style branches longly clavate, slightly mamillate below, smooth above, flattened only on inner surface. *Achenes* prismatic, 5–7-ribbed, densely glanduliferous on sides with short-stipitate glands, rarely with setulae; carpopodium short-cylindrical, without distinctly projecting upper rim, cells small, subquadrate, in ca. 6 series, with moderately thickened walls; pappus of ca. 35 persistent scabrid bristles in 1 series, without flattened outer surfaces, tips somewhat broadened, apical cells obtuse. *Pollen grains* ca. 26  $\mu\text{m}$  in diameter, with minute spines. Chromosome number  $x = 10$ . Plate 102.

The genus *Crossothamnus* is based upon a single species of rather distinctive appearance from Peru. The species has been placed in the broad concept of *Eupatorium* and has not been regarded as a possible relative of *Brickellia* previous to the present series of studies. Still, the presence

of rather narrow somewhat constricted corollas, broad style branches, a basal node on the style, and a tendency for more than five angles on the achene indicate a relationship to the latter genus. Though *Crossothamnus* seems to have adopted some traits more common in higher el-





PLATE 102. *Crossothamnus weberbaueri* (Hieron.) R. King & H. Robinson.—A. Habit with separate stem segment,  $\times \frac{5}{8}$ .—B. Head,  $\times 5$ .—C. Corolla showing anthers,  $\times 12$ .—D. Style,  $\times 12$ .—E. Achene,  $\times 12$ .

evation plants of other tribes and subtribes, there is no structural detail indicating relationship to any subtribe other than the Alomiinae.

In the Alomiinae, *Crossothamnus* actually has little in common with *Brickellia* except the subimbricate involucre, narrow corollas, broadened style branches, and similarly shaped stylar node. The differences include the essentially glabrous nature of the stylar node, the dense glandular covering of the corollas and achenes, the carpodia being small and symmetrical with small subquadrate cells, the achenes having less than ten ribs, and the pappus setae lacking the distinctly flattened outer surface and densely fringed lateral margins. The chromosome number as reported by Turner et al. (1967) is also different.

*Crossothamnus* is closer to *Helogyne* in general aspect and in the numerous glands on the florets, and is in a geographical area in the mountains of Peru transitional between the more numerous genera of the Alomiinae in the east and *Helogyne* to the west. *Helogyne* differs in the not or only slightly enlarged base of the style, the narrower leaves that are not noticeably pubescent below, the sharper tips of the pappus bristles, and the narrow pointed rather than broadly tipped involucre bracts.

All presently known specimens of *Crossothamnus* are from a restricted area near Chachapoyas in the Department of Amazonas in northern Peru, and are cited from elevations between 2,000 and 2,400 m, above the elevations attained by other members of the subtribe. The more pubescent leaf undersurfaces are apparently a specialization correlated with the higher elevation, being more like those of members of other subtribes of the Eupatorieae from the same area, but unlike other members of the Alomiinae. The large inflorescences with nodding heads and less strongly spinulose pollen would indicate specialization toward wind pollination, another probable specialization correlated with the higher elevations.

The name *Crossothamnus* is based on the Greek words *krossos* (= tassel) and *thamnus* (= shrub or bush), in reference to the distinctive habit of the plants with their nodding tassel-like heads.

The following single species is recognized in the genus:

*Crossothamnus weberbaueri* (Hieron.) R. King & H. Robinson, Peru.

### 103. *Helogyne*

*Helogyne* Nutt., Trans. Amer. Philos. Soc. n.s. 7: 449. 1841. TYPE: *Helogyne apaloidea* Nutt.

*Brachyandra* Philippi, Fl. Atacam. 34. 1860. TYPE: *Brachyandra macrogyne* Philippi [= *Helogyne macrogyne* (Philippi) B. Robinson].

*Leto* Philippi, Ann. Mus. Nac. Chile, Sect. 2, Bot. 8: 33. 1891. TYPE: *Leto tenuifolia* Philippi (= *Helogyne apaloidea* Nutt.).

*Addisonia* Rusby, Bull. Torrey Bot. Club 20: 432. 1893. TYPE: *Addisonia virgata* Rusby [= *Helogyne virgata* (Rusby) B. Robinson].

Erect *subshrubs* or *shrubs*, with many branches. *Stems* with young portions terete, striated, often pubescent. *Leaves* alternate, short-petiolate; blades small, elliptical to lanceolate, entire, uninervate or trinervate from near base, surfaces with punctate or short-stipitate glands. *Inflorescence* a dense rather pyramidal or thyrsoid panicle or sometimes diffuse and leafy; heads sessile or short-pedicellate. *Involucre bracts* ca. 10–30, usually subimbricate in 2–5 unequal series (eximbricate and subequal in type species), persistent, spreading with age, oblong to obovate, with rounded to sharply acute tips; receptacle slightly convex, glabrous. *Florets* 5–18 in a head; corollas white, pink, purple, or according to some descriptions, yellow, tubular and somewhat constricted above or funnellform, with many minute glands on outer surface, at least on lobes; cells of limb elongate with rather sinuous lateral walls, short oblong with non-sinuous walls in *H. calocephala*; lobes oblong-ovate to long-triangular, broadly triangular in *H. calocephala*, erect to somewhat spreading, smooth on both surfaces; anther collars cylindrical, with cells mostly or totally oblong, with numerous annular thickenings on walls, with numerous subquadrate cells and beaded thickenings in *H. virgata*; another appendage slightly longer than wide; style base not enlarged, scarcely broadened in *H. calocephala*, glabrous; style branches longly clavate, flattened on inner surface, minutely mamillate to slightly papillose to tip, smooth above in *H. calocephala*. *Achenes* prismatic, 5–6-ribbed, usually with both setulae and numerous minute glands on sides; carpodium distinct, stopper-shaped to short-cylindrical, with or without distinct projecting upper edge, cells small, subquadrate, in 5–10 series, walls somewhat thickened; pappus of ca. 20–30 persistent bristles in 1 series, often vascularized, barbellate to plumose on margins, scabrae reduced or lacking along middle of outer surface, apical cells acute. *Pollen grains* ca. 23  $\mu$ m in diameter. Plate 103.



JACK R. SCHROEDER  
6/1971

PLATE 103. *Helogyne hutchisonii* R. King & H. Robinson.—A. Habit,  $\times \frac{1}{8}$ .—B. Head,  $\times 7$ .—C. Corolla showing anthers,  $\times 14$ .—D. Style,  $\times 14$ .—E. Achene,  $\times 14$ .

The name *Helogyne* is derived from the Greek words *helos* (= nail or clavus), and *gyne* (= female), and is in reference to the Brickellioid type of style branch that occurs in the genus. The style branches, the tubular corollas

with a constriction above, and various observations of yellowish flowers in the typical element of the genus, all represent characters of the subtribe Alomiinae to which *Helogyne* belongs. The type species departs from the re-

remainder of the subtribe in the eximbricate form of its involucre, but the latter character is variable within the genus. As presently recognized, the genus contains the only members of the subtribe in the drier areas of western South America from northern Peru southward to northern Argentina and Chile.

In spite of considerable variation in the number of characters, *Helogyne* appears to form a natural group in the Alomiinae having no distinct enlarged node at the base of the style, having mostly mamilllose or papillose surfaces on even the broadened part of the style branch, and having numerous glands on both the corollas and achenes. The genus contains the only South American members of the subtribe with a plumose pappus, but the latter character is restricted to only a few of the species. The pappus in all the species is partially flattened on the outer surface, and the bristles in many of the species show a central vascular trace not seen in the majority of Eupatorian genera.

The position and limits of *Helogyne* have not always been so certain. As discussed by B. Robinson (1906), the original material was sparing and inadequately described, leading to various errors. Bentham and Hooker (1873) placed the genus in their Piquerinae on the mistaken impression that it lacked an anther appendage. Also Philippi (1860, 1891) named two genera and Rusby (1893) named another genus, all of which have proved to be synonyms, sometimes with misleading descriptions of their own. In spite of his earlier resolution of many problems in the generic concept, B. Robinson (1930c) encountered problems on the discovery that his *Eupatorium dejectum* was the same species as *Helogyne tacaquirensis* of Hieronymus. B. Robinson indicated that *Helogyne*, "... if it is to be maintained as a separate group, will probably have to be restricted to a few Andean species of xerophytic habit with very small alternate leaves, small few-flowered heads and narrowly tubular corollas. In the past some emphasis has been laid on the enlarged style-branches and the plumose pappus, but these characters prove too vague and variable within the little group itself to furnish distinctions for its recognition." It is notable that, in treating

his species as a *Eupatorium*, B. Robinson (1926a) considered it closely related to *E. patagonicum* and *E. patens*, species now also recognized as Brickellioid in the genus *Austrobrickellia*. It seems of interest that *E. huambutiensis* of Cabrera (1945) is a subopposite- to opposite-leaved variant of the same species described by Hieronymus and B. Robinson, or a very close relative.

B. Robinson (1906) treated the genus *Helogyne* and its synonyms, with the recognition of four species and three sections. Of the synonymized genera, he found *Leto* to be conspecific with the type species, and characterized the typical selection by the subequal biseriate involucre bracts. *Brachyandra* was reduced to sectional level and distinguished by the unequal bracts in 3-4 series. *Addisonia* was also reduced to a section with unequal involucre bracts erect in 4-5 series. Though not mentioned as such, the species of the first two sections had plumose to subplumose pappus bristles, unlike the barbellate bristles of *Addisonia*.

The more recent studies in the present series have shown no reason to resurrect any of the elements synonymized under *Helogyne* by B. Robinson (1906). The primary departure is to include a few species with atypically funnel-form corollas such as *H. tacaquirensis* and *H. calocephala*. In fact, only the latter Mattfeld species seems in any way questionable in the genus, differing by the short-oblong cells, the shorter triangular lobes, and the slightly mamilllose inner surfaces of the lobes in the corolla, the smooth surface of the style branches, and the slight broadening of the style base. Separate subgeneric status for the latter species seems justified.

The following eight species are recognized in the genus:

- Helogyne apaloidea* Nutt., Chile, Peru.
- Helogyne calocephala* Mattf., Peru.
- Helogyne ferreyrii* R. King & H. Robinson, Peru.
- Helogyne hutchisonii* R. King & H. Robinson, Peru.
- Helogyne macrogyne* (Philippi) B. Robinson, Chile.
- Helogyne straminea* (DC.) B. Robinson, Peru, Bolivia.
- Helogyne tacaquirensis* Hieron. in Urban, Peru, Bolivia, Argentina.
- Helogyne virgata* (Rusby) B. Robinson, Peru, Bolivia.

#### 104. *Condylopodium*

*Condylopodium* R. King & H. Robinson, Phytologia 24: 397. 1972. TYPE: *Eupatorium fuliginosum* H.B.K.

Erect to subscandent *shrubs*, moderately branching with widely spreading branches. *Stems* terete, densely pubescent with coarse sometimes long non-glandular hairs. *Leaves* opposite, petioles distinct, short; blades broadly elliptical, base cuneate or rounded, margins entire to remotely serrulate, venation pinnate, under-surface with glandular punctations and hairs. *Inflorescence* broadly pyramidally panicle, with branches spreading at right angles, terminating in denser panicles; pedicels short. *Involucre bracts* 20-30, subimbricate, in ca. 4-5 unequal graduated series, inner bracts deciduous, ovate to narrowly oblong, densely pubescent on outer surface; receptacle slightly convex, puberulous. *Florets* ca. 10-12 in a head; corollas greenish white, minimally narrowly funnel-form, with glands above on outer surface; cells of limb oblong, often with sinuous lateral walls; lobes oblong-ovate, ca. 1.5 times as long as wide, erect, smooth on both surfaces; anther collars cylindrical, poorly demarcated at base, cells oblong, with weak annular thickenings on walls; anther appendage




PLATE 104. *Condylodium fuliginosum* (H.B.K.) R. King & H. Robinson.—A. Habit,  $\times \frac{1}{2}$ .—B. Head,  $\times 8$ .—C. Corolla showing anthers,  $\times 16$ .—D. Style,  $\times 16$ .—E. Achene,  $\times 16$ .

oblong-ovate, slightly longer than wide; style base enlarged, with or without somewhat contorted hairs; style branches scarcely to distinctly long-clavate, mamillate below, in broader forms becoming smooth at tip. *Achenes* prismatic, 5-ribbed, with sparse setulae or minute glands on sides; carpodium shortly stopper-shaped, without projecting upper rim, cells small and subquadrate in about 5 series, with thickened walls; pappus of 30–40 scabrid persistent contiguous bristles in 1 series, with broadened apices, apical cells obtuse. *Pollen grains* ca. 20–25  $\mu\text{m}$  in diameter, with very short spinules. Plate 104.

A number of genera included in the present concept of the subtribe Alomiinae, such as *Dyscritogyne* and *Steviopsis*, show significant departures in one or more characters from the form found in most members of the subtribe, nevertheless, the genera betray in various ways a real relationship to the group. In contrast, *Condylopodium* is a genus included in the Alomiinae more because of the presence of certain technical characters than out of any strong conviction that it belongs. The lax shrubs with large pinnately veined leaves, and the involucre with distinctly deciduous inner bracts, give a strong impression of the subtribe Critoniinae. Even the rather Brickellioid narrow greenish white corollas and somewhat longly clavate style branches of *Condylopodium* are features duplicated or very closely approached in some members of the Critoniinae. It is the basal node of the style, alone, that immediately distinguishes the genus from all members of the Critoniinae, however, and indicates the need for placement in the Alomiinae. The degree of thickening of the style branches in the typical element of *Condylopodium* does tend to reinforce the latter placement.

The combination of Critonioid and Brickellioid characteristics in *Condylopodium* distinguishes the genus from any other genera in the tribe. The densely pubescent stems are also unlike those of other members of the Alomiinae. It seems of interest that *Condylopodium* is geographically restricted to Colombia, a part of South America where the subtribe Alomiinae is almost completely unrepresented. The latter fact would seem to decrease the possibility that the genus is a product of one of the inter-

subtribal hybridizations that seem to occur in the Asteraceae.

The distinctive combination of characters seen in *Condylopodium* is shared by species that show some significant differences. The typical element of three species, distributed in central and western Colombia, has leaves with cuneate bases and pubescent basal nodes on the styles. The leaves of the group are densely sericeous to villous. The other species, *C. killipii*, differs by the broader leaves with abruptly rounded bases, by the puberulous to pilosulous leaf surfaces, and by the glabrous basal node on the style. The style branches of the latter species are also distinct in being scarcely clavate. No other genus of the Alomiinae shows variation in pubescence on the base of the style, and only one other member of the subtribe, *Crossothamnus* of Peru, shows a basal styler node that is glabrous. Even in *Crossothamnus*, the styler node is papillose with what might be regarded as incipient hairs.

A key to the genus has been provided by King and Robinson (1972rr).

The name *Condylopodium* is derived from the Greek words *kondylos* (= knob), and *podion* (= diminutive of foot), in reference to the enlarged basal node of the style.

The following four species are recognized in the genus:  
*Condylopodium cuatrecasii* R. King & H. Robinson, Colombia.  
*Condylopodium fuliginosum* (H.B.K.) R. King & H. Robinson, Colombia.  
*Condylopodium killipii* R. King & H. Robinson, Colombia.  
*Condylopodium pennellii* R. King & H. Robinson, Colombia.

#### SUBTRIBE IX. LIATRINAE

*Liatrinae* R. King & H. Robinson, *Phytologia* 46: 447. 1980. TYPE: *Liatris* Gaertner ex Schreber.

Erect perennial *herbs* or small *shrubs*, often unbranched above base, with rosulate basal leaves at least in early stages. *Leaves* alternate, often decrescent upwardly, mostly sessile or subsessile, petioles when present not sharply delimited above. *Inflorescence* terminal on stems or branches, thyrsoid or corymbose to pseudospicate, heads clustered, not solitary, sessile or pedicellate; *involucral bracts* usually distinctly subimbricate with bracts of graduated lengths, persistent; receptacle flat or slightly convex, epaleaceous or with a few paleae, otherwise glabrous. *Flowers* 4–80 in a head; corollas mostly lavender or purple, funnelform; lobes shortly triangular to linear-oblong, mamillate or papillose inside, without stomata on outer surface; cells of anther collar with numerous subquadrate cells, ornamented with beaded or reticulate thickenings; anther appendage slightly wider than long to longer than wide, often truncate or retuse at tip; style base not enlarged, glabrous; style branches filiform or linear, not or scarcely broadened above, densely mamillate or short-papillose. *Achenes* prismatic, mostly 8–10-ribbed, 5-ribbed in *Hartwrightia*, usually setuliferous on sides with setulae divided nearly to base, with only glands in *Hartwrightia*, micropunctations of walls not strongly aligned in transverse bands; carpodium indistinct; pappus of many capillary, scabrid to plumose bristles in 1–3 series, with pointed apical cells, epappose in *Hartwrightia*. Basic chromosome number  $x = 10$ .

The subtribe Liatrinae is unique in the Eupatorieae by its geographical restriction to the United States in North America, being concentrated in the southeastern part of the country. The occurrence close to centers of taxonomic study has resulted in a more complete understanding of the subtribe prior to the present series of studies. The various detailed studies of Gaiser (1946, 1949, 1950a, 1950b, 1954) are particularly significant. The changes that have been necessary during the present study have been minor compared to other subtribes, and precedent exists for most of the changes.

The Liatrinae show the subimbricate involucre with persistent bracts that might suggest relationship to such subtribes as the Ayapaninae, Alomiinae, or Fleischmanniinae. The Liatrinae, however, differs from the related pair of the Ayapaninae and Alomiinae by the mamillate or papillose inner surfaces of the corolla lobes, and by the lack of any enlargement or pubescence on the style base of the type common in those two subtribes. The Liatrinae also lack the many details of corolla lobe papillosity, carpoid structure, and corolla venation and shape that are characteristic of the Fleischmanniinae. In papillosity of the corolla lobes, the Liatrinae seems more like subtribes that have basically eximbricate involucre bracts. The subtribe remains distinct from almost all other Eupatorieae by the characteristic basal rosette of leaves in all of the genera in at least the early stages.

The genera of the Liatrinae have been mostly recognized as a related group in previous literature, but have been included in a larger subtribe variously known as the Adenostylinae or Kuhninae, characterized by mostly ten-ribbed achenes. The presence of plumose pappus bristles in both *Liatris* and the *Kuhnia* group of *Brickellia* undoubtedly impressed some authors as further evidence of relationship between the *Brickellia* and *Liatris* groups. However, in spite of the inclusion of some subgroups of related genera, the earlier subtribal concept was, in its overall delimitation, highly artificial. *Adenostyles* Cassini, itself, proves to belong to the Senecioneae, as suggested by B. Robinson (1913a). Still, the remnant, placed by B. Robinson in his subtribe Kuhninae, proves to contain four thoroughly distinct elements, as shown by Gaiser (1954). The four elements all show distinctive basic chromosome numbers, along with other differences. *Kanimia* was recognized by Gaiser as a relative of *Mikania*, the latter now known to have base numbers of  $x = 18, 19,$  or  $20$ . *Carpochaete*, a relative of *Stevia*, having an awned pappus, shows a base of  $x = 11$ . *Kuhnia* of the Alomiinae, was shown by Gaiser to have a base number of  $x = 9$ , like the rest of the genus *Brickellia* with which it is now synonymized. Only the genera related to *Liatris*, among the members of the Kuhninae of B. Robinson, show the common Eupatorian base number of  $x = 10$  (Gaiser, 1954).

In a key to the genera of the Kuhninae, Gaiser (1954) distinguishes the *Liatris* relationship as Group I, with the key characters being phyllaries not conspicuously striate, the leaves alternate, the young plants with rosettes, the

corolla rose-colored, rarely white, the barbules of the pappus indefinitely arranged along the axis, and the chromosome number  $n = 10$ . The *Brickellia* group, in contrast, was defined by the phyllaries thin, striate, scarcely herbaceous, the leaves alternate or opposite, the young plants without rosettes, the corolla ochroleucous to yellow, rarely rose-colored, the barbules of the pappus tending to be in linear arrangement along the axis, and the chromosome number  $n = 9$ . The distinctive tubular corollas and longly clavate style branches of the *Brickellia* group were not mentioned. It can be seen that even the superficially similar plumose bristles of the pappus of *Liatris* and the *Kuhnia* element of *Brickellia* are basically different in the alignment of the barbules along the axis.

King and Robinson (1970i) noted a distinctive form of setula or twin-hair on the achenes of *Liatris* that is now known also in *Carphephorus*, *Trilisa*, and *Litrisa*. Biseriate setulae or twin-hairs are found in most Asteraceae, and are characteristic of the family, but the two cells in most members of the family remain joined to near the tip. The setulae of the *Liatris* group differ by having the two cells separate near the base or having setulae occasionally totally uniseriate. A few additional micro-characters that seem to distinguish the *Liatris* group are the lack of a carpoidium on the achene, and the laxly subquadrate to short-oblong cells usually without sinuous walls in the corollas of all the genera except *Litrisa*.

In spite of the well-established distinctions dating from the work of Gaiser (1954), it remained for King and Robinson (1980g) to provide the formal separate subtribal status for the *Liatris* group. The delimitation of the subtribe followed mostly the traditionally recognized relatives of *Liatris*, but H. Robinson and King (1977) included the genus *Hartwrightia* of the southeastern United States in the group, in spite of its lack of a pappus, its five-ribbed achenes, and its lack of setulae on the achenes. The correlation in geographical distribution, rosulate habit, lack of a carpoidium, and lax subquadrate cells in the corolla seem to indicate that the latter genus was close to *Liatris*.

The various studies by Gaiser have provided detailed knowledge of the karyotypes of many members of the subtribe Liatrinae. The variations observed by Gaiser (1949, 1950a, 1950b) in *Liatris* are reviewed under that genus. A distinctive karyotype was noted by Gaiser (1954) in the monotypic genus *Garberia*, having one of the two short pairs of chromosomes heterobrachial. *Carphephorus* and *Trilisa* had karyotypes that were alike, but different from *Garberia* in the closer approach of the shortest heterobrachial chromosome pair to the medium class. As such, the genera of the Liatrinae studied by Gaiser could be placed in three groups on the basis of details in their chromosome structure.

Regarding generic limits, the primary area of disagreement in the Liatrinae involves the genera *Carphephorus*, *Trilisa*, and *Litrisa*, which the study by Gaiser (1954) indicated as indistinguishable on the basis of chromosome

karyotype. Both Hebert (1968) and Correa and Wilbur (1969) opted for a broad generic concept, as indicated in detail under the respective genera. Such a broad concept is not regarded as unnatural, but is considered as less definable. Narrower generic concepts are restored in the present treatment.

The chemistry has been investigated in a number of members of the *Liatrinae*. Heliangolides are evidently present in both *Liatris* and *Hartwrightia*, as well as benzofurans and diterpenes (Bohlmann & Dutta, 1979; Bohlmann et al., 1981*b*, 1981*k*). Reports of an Anthem-

idian-type thiophen polyacetylene in *Liatris pycnostachya* (Atkinson & Curtis, 1971), however, seems to be in error. The flavonoids in ten species of *Liatris* have been reported by Wagner et al. (1973), including kaempferitrin which is apparently rare in the Asteraceae (Domínguez, 1977). There are also reports of lignans and other compounds in *Trilisa odoratissimus* (Wahlberg et al., 1972; Karlsson et al., 1972*a*). Oleoresin obtained from the latter plant is used as a fixative in perfumery and the dried leaves are used as an additive to flavor tobacco (Domínguez, 1977).

#### KEY TO THE GENERA OF THE SUBTRIBE LIATRINAE

1. Pappus absent; achenes with 5 ribs, glanduliferous, without setulae ..... 10. *Hartwrightia*
- 1'. Pappus present, of capillary bristles; achenes with 8–10 ribs, with few to many setulae ..... 2
2. Shrubs; leaves of mature stems not or scarcely reduced in size on more distal parts of stems; pappus of 60–70 barbellate setae, shorter and more slender in outer series ..... 109. *Garberia*
- 2'. Erect perennial herbs with basal rosettes and decrescent upper leaves; pappus of 12–40 bristles ..... 3
3. Pappus bristles plumose or strongly barbellate; inflorescence usually spiciform or racemiform; heads without paleae; corolla often with hairs inside, with lobes narrowly lanceolate to linear-oblong; plants with corm-like or deeply penetrating root systems ..... 105. *Liatris*
- 3'. Pappus bristles scabrous or barbellate; inflorescence corymbose or thyrsoid; heads often with a few paleae; corolla glabrous inside, with lobes usually triangular to oblong; plants with fibrous roots ..... 4
4. Pappus uniseriate; tip of anther appendage obtuse to rounded ..... 107. *Trilisa*
- 4'. Pappus in ca. 2 series; tip of anther appendage distinctly retuse ..... 5
5. Involucre with 15–40 closely overlapping bracts in 3–4 series; achenes densely setuliferous; heads with 12–35 flowers ..... 108. *Carphephorus*
- 5'. Involucre with 5–10 loosely overlapping bracts in 2–3 series; achenes with sparse short setulae and numerous glands; heads with 5–10 flowers ..... 106. *Litrisa*

#### 105. *Liatris*

*Liatris* Gaertner ex Schreber, Gen. Pl. 2: 542. 1791, nom. cons. TYPE: *Serratula squarrosa* L. [= *Liatris squarrosa* (L.) Michaux].

*Lacinaria* Hill, Veg. Syst. 4, ed. 2: 49. 1772. LECTOTYPE: *Serratula squarrosa* L. [= *Liatris squarrosa* (L.) Michaux].

*Psilosanthus* Necker, Elem. Bot. 1: 69. 1790, nom. inval.

*Suprago* Gaertner, Fruct. Sem. Pl. 2(3): 402. 1791. LECTOTYPE: *Serratula spicata* L. [= *Liatris spicata* (L.) Willd.].

*Calostelma* D. Don in Sweet, Brit. Flow. Gard. Ser. 2, 2: 184. 1833. TYPE: *Staelina elegans* Walter [= *Liatris elegans* (Walter) Michaux].

*Liatris* section *Suprago* (Gaertner) DC., Prodr. 5: 129. 1836.

*Ammopursus* Small, Bull. Torrey Bot. Club 51: 392. 1924. TYPE: *Lacinaria ohlingerae* S. F. Blake [= *Liatris ohlingerae* (S. F. Blake) B. Robinson].

Erect perennial *herbs*, with a thickened, usually corm-like, penetrating rootstock, unbranched except at base and rarely in inflorescence. *Stems* terete, striated. *Leaves* alternate, initially in basal rosette, decrescent upwardly, sessile or narrowed into petiole; blades linear, elliptic, or oblanceolate, margins entire, venation uninervate or with strongly ascending to subparallel secondaries, surfaces with glandular punctations. *Inflorescence* always cymose in order of maturation, usually spicate or racemose in shape, corymbiform in *L. cymosa* and *L. ohlingerae*; with or without distinct pedicels. *Involucral bracts* ca. 20–25, subimbricate, in 3–5 unequal graduated series, mostly persistent, broadly rounded to oblong-lanceolate, petaloid with colored or whitish tips in *L. elegans*; receptacle nearly flat, epaleaceous, glabrous. *Florets* 3–80 in a head; corollas usually purple, sometimes lavender or white, broadly to narrowly funnellform, usually with glandular punctations on outer surface, rarely with uniseriate hairs outside, inner surface often with hairs near insertion of





PLATE 105.—*Liatris squarrosa* (L.) Michaux.—A. Habit,  $\times \frac{1}{5}$ .—B. Base of plant,  $\times \frac{1}{5}$ .—C. Head,  $\times 1\frac{1}{2}$ .—D. Corolla showing anthers and internal hairs,  $\times 2\frac{1}{2}$ .—E. Style,  $\times 2$ .—F. Achene,  $\times 2\frac{1}{2}$ .

filaments or on lobes; cells of limb laxly subquadrate to short-oblong, without sinuous walls; lobes linear-lanceolate to linear oblong, ca. 3–4 times as long as wide, densely mamilllose or short-papillose on at least distal part of inner surface, smooth on outer surface; anther collars broadly cylindrical or slightly broadened below, cells subquadrate below, longer above, with beaded or intricate thickenings on walls; anther appendage usually oblong-ovate and as long as wide, short and obsolete in *L. cymosa*, *L. elegans*, and *L. ohlingerae*; style base not enlarged, glabrous; style branches narrowly linear to scarcely broadened distally, flattened, densely mamilllose, often with glands on inner surface, with septate hairs on upper shaft and abaxially on lower half of branches in *L. cylindracea* and *L. squarrosa*. *Achenes* prismatic, with ca. 10 ribs, densely setuliferous on sides, setulae with two cells usually diverging from near base; carpodium lacking; pappus of ca. 12–40 plumose or strongly barbellate bristles in 1–2 series, persistent, scabrae and fimbriae on both lateral and outer surfaces, apical cells acute. *Pollen grains* ca. 21–36  $\mu\text{m}$  in diameter. Plate 105.

The genus *Liatris* consists of many species of striking appearance, native to eastern North America, where it is the largest and most widely distributed genus in the subtribe. The range extends north to Canada and west to Colorado and New Mexico. As such, the genus came early to the attention of botanists, and has continued to receive considerable and often careful attention. On the basis of the monographic (1946) and cytological (1949, 1950a, 1950b) studies of Gaiser, the genus remains one of the most intensively studied in the Eupatorieae.

The earliest treatments of species of *Liatris* tend to confuse the genus with members of other tribes, particularly members of the subfamily Cichorioideae. The genera *Serratula* and *Staehelina*, in which Linnaeus and Walter placed some of the species, are members of the tribes Cardueae and Carlineae. A second species placed by Gaertner (1791) in his genus *Suprago*, was a *Vernonia* of the tribe Vernonieae. Nevertheless, comments by Gaertner (1791) under *Suprago* indicate that he recognized at least part of what is now called *Liatris* as being close to *Eupatorium*. Confusion at the tribal level continued to a limited degree, as the name *Liatris*, itself, was applied to some members of the Cichorioideae. *Liatris baicalensis* Adams of Siberia, proves to be a *Saussurea* in the tribe Cardueae, the Himalayan species of *Liatris* validated by C. B. Clarke (1876) prove to be species of *Ainsliaea* in the Mutisieae, and *L. umbellata* Bertol. is a *Vernonia*.

The name *Liatris* has had comparatively limited abuse within the Eupatorieae. Gardner did place in *Liatris* two Brazilian species now placed in the genera *Leptoclinium* of the subtribe Alomiinae, and *Symphyopappus* of the Disynaphiinae. The remaining extensions of the use of the name *Liatris* included one for a species of *Chromolaena* of the subtribe Praxelinae, but are mostly restricted to the closely related genera *Carphephorus*, *Garberia*, and *Trilisa* in the subtribe Liatrinae.

Within the Liatrinae, *Liatris* is distinctive by its corm-like or penetrating rootstock, the sometimes plumose pappus, the sometimes pubescent inner surface of the corolla, and the usually spicate to racemose shape of the inflorescence. The elongate lobes of the corollas distinguish *Liatris* from all except the distinctive shrubby *Garberia*. Though clearly related to *Carphephorus*, and showing a number of convergent features in some species, the genus

*Liatris* stands unmistakably outside of the complex including *Carphephorus*, *Litrisa*, and *Trilisa*. Though regarded as collateral phyletically to the *Carphephorus* complex as presently represented in the flora, it should be noted that *Liatris* is comparatively specialized in its characters, and possesses comparatively less basic diversity among its many species.

The various generic names that have been provided for *Liatris* are of interest. The first two names chronologically, *Lacinaria* Hill and *Psilosanthus* Necker, have been rejected nomenclaturally, the former through conservation of the name *Liatris*, and the latter through the blanket rejection of all Necker names. Still, the name *Lacinaria* or *Lacinaria* was used in a number of floristic treatments. The remaining generic names all represent distinctive species or species groups of some significance. The name *Suprago* continues to be used at the sectional level for the large element of the genus having only barbellate pappus bristles, and presumably represents a natural group. The section contains most of the species of the genus, but has a comparatively uniform habit similar to that of the type of *Liatris*. Greater superficial diversity is seen in the section *Liatris* containing approximately ten species having plumose pappus bristles. The section *Liatris* shows some diversity of interest, including species that have been the basis for two segregate genera. The genus *Calostelma* seemed to be rather casually described to accommodate the horticulturally interesting *L. elegans* with its showy petaloid involucre bracts, but little noticed until recently (King & Robinson, 1970i) was the obsolete anther appendage of the species. *Ammopursus* was described for *L. ohlingerae*, a Florida species with an unusual broadly cymose inflorescence, an almost rotate corolla, and a somewhat segmented or lobed root. As indicated by Gaiser (1946), a second species, *L. cymosa* of Texas, has a similar inflorescence, and both species have obsolete anther appendages.

In her monograph of *Liatris*, Gaiser (1946) recognized ten series, four in section *Liatris* and six in section *Suprago*. Gaiser (1949, 1950a) studied four of the series in section *Suprago* cytologically and found them prevalently diploid with some distinction in karyotypes. The Spicatae and Pycnostachyae exhibited variation in chromosome length, with some medium and long chromosomes with

subterminal constrictions. The Graminifoliae and Pauciflorae had more uniform karyotypes. Gasier (1950*b*) also studied the series Punctatae in the section *Liatris* which proved to be the only prevailing polyploid series in the genus.

Most of the series of Gasier seem to represent related groups, although there are, as stated by Cronquist (1980), numerous hybrids, some of them between species that are not closely related. There is certainly no reason to alter two of the series in the section *Liatris*, the Elegantes containing only *L. elegans* with its petaloid involucre bracts and its reduced anther appendage, and the Punctatae with its polyploidy. In the same section, however, *L. ohlingerae* and *L. cymosa*, with cymose inflorescences and reduced anther appendages, seem out of place with *L. cylindracea* in the Cylandraceae. The latter species with its racemose inflorescence, large anther appendages, corolla lobes with hairs inside, and styles with septate hairs, would seem best placed with *L. squarrosa* in the series Squarrosae.

The striking inflorescences of *Liatris* have resulted in the plants being grown horticulturally. Fragrance, apparently, has been reported from only one variety of *Liatris scariosa* and from *L. tenuifolia* (Gasier, 1946). As noted by Gasier, the seemingly spicate and racemose inflorescences of the genus are all strictly cymose in the order of maturation of the heads. Gasier notes that the first maturing apical head is often larger than the others, and that depauperate specimens of many species have only one such larger head.

The origins of the names *Liatris* and *Suprago* seem to be unknown. The name *Lacinaria* would seem to refer to the small divisions of the pappus bristles. *Calostelma* seems to be derived from the Greek words *kalos* (= beautiful), and *stela* (= pillar or column), in reference to the inflorescence. According to Small (1924), the name *Ammopursus* means "sand-torch," in reference to the habitat and the blazing rose-purple flower heads of the type species. Common names given for *Liatris* by Cronquist (1980) are Blazing star, Gay feather, and Button Snakeroot.

The following 42 species and hybrids are recognized in the genus:

- Liatris acidota* Engelm. & A. Gray, SE United States.
- Liatris angustifolia* (Bush) Gaiser, central United States.
- Liatris aspera* Michaux, E United States.
- Liatris borealis* Nutt. ex Macnab, NE United States.
- Liatris boykinii* × Torrey & A. Gray, SE United States.
- Liatris bracteata* Gaiser, Texas.
- Liatris chapmanii* Torrey & A. Gray, SE United States.
- Liatris creditonensis* × Gasier, cultivated.
- Liatris cylindracea* Michaux, E United States, Ontario.
- Liatris cymosa* (Nessel) Schumann, Texas.
- Liatris densispicata* (Bush) Gaiser, Minnesota.
- Liatris earlei* (E. Greene) Schumann, E United States.
- Liatris elegans* (Walt.) Michaux, SE United States.
- Liatris fallacior* × (Lunell) Rydb., North Dakota.
- Liatris frostii* × Gaiser, Minnesota.
- Liatris garberi* A. Gray, Florida, Bahama.
- Liatris gladewitzii* × (Farw.) Farw. in Shinn., Wisconsin, Michigan, Ontario.
- Liatris gracilis* Pursh, SE United States.
- Liatris graminifolia* (Walt.) Willd., E United States.
- Liatris helleri* (Porter) Porter, North Carolina.
- Liatris laevigata* Nutt., Florida.
- Liatris lancifolia* (E. Greene) Kittell in Tidstrom & Kittell, central & SW United States.
- Liatris ligulistylis* (A. Nelson) Schumann, N central United States.
- Liatris microcephala* (Small) Schumann, SE United States.
- Liatris mucronata* DC., Texas, central United States.
- Liatris ohlingerae* (S. F. Blake) B. Robinson, Florida.
- Liatris pauciflora* Pursh, SE United States.
- Liatris pilosa* (Aiton) Willd., E United States.
- Liatris provincialis* Godfrey, Florida.
- Liatris punctata* Hook., E & SW United States, N Mexico.
- Liatris pycnostachya* Michaux, central United States, Texas.
- Liatris regimontis* (Small) Schumann, SE United States.
- Liatris ridgwayi* × Standley, Illinois.
- Liatris scariosa* Willd., E United States.
- Liatris spherioidea* × Michaux, Ontario, central United States.
- Liatris spicata* (L.) Willd., E United States to Wyoming.
- Liatris squarrosa* (L.) Willd., E United States.
- Liatris squarrolosa* Michaux, E United States.
- Liatris stelleri* × Gaiser, Indiana.
- Liatris tenuifolia* Nutt., SE United States.
- Liatris tenuis* Shinn., Texas.
- Liatris turgida* Gaiser, SE United States.
- Liatris weaveri* × Shinn., Nebraska, cultivated.

## 106. *Litrisa*

*Litrisa* Small, Bull. Torrey Bot. Club 51: 392. 1924. TYPE: *Litrisa carnosa* Small.

Erect, scapose, perennial *herbs*, with depressed basal rosette; with freely branching rootstock. *Stems* from stout basal caudices, flowering stems terete, striated, unbranched, densely pubescent. *Leaves* alternate, mostly in basal rosette, abruptly reduced and decrescent on scape, mostly subsessile; blades somewhat carnosae, oblanceolate, margins entire, apices narrowly acute to acuminate, secondary veins subparallel, surfaces with numerous minute glandular punctations. *Inflorescence* a flat-topped corymbose cyme; pedicels short. *Involucral bracts* 5–10, weakly subimbricate in 2–3 somewhat unequal series, mostly persistent, with hairs and glands on outer surface; receptacle slightly convex, usually glabrous or with 1–2 paleae. *Florets* 5–10 in a head; corollas purple, narrowly funnelform, with a few glands on outer surface, glabrous inside; cells of throat oblong, with somewhat sinuous lateral walls; lobes triangular, ca. 1.5 times as long as wide, inner surface

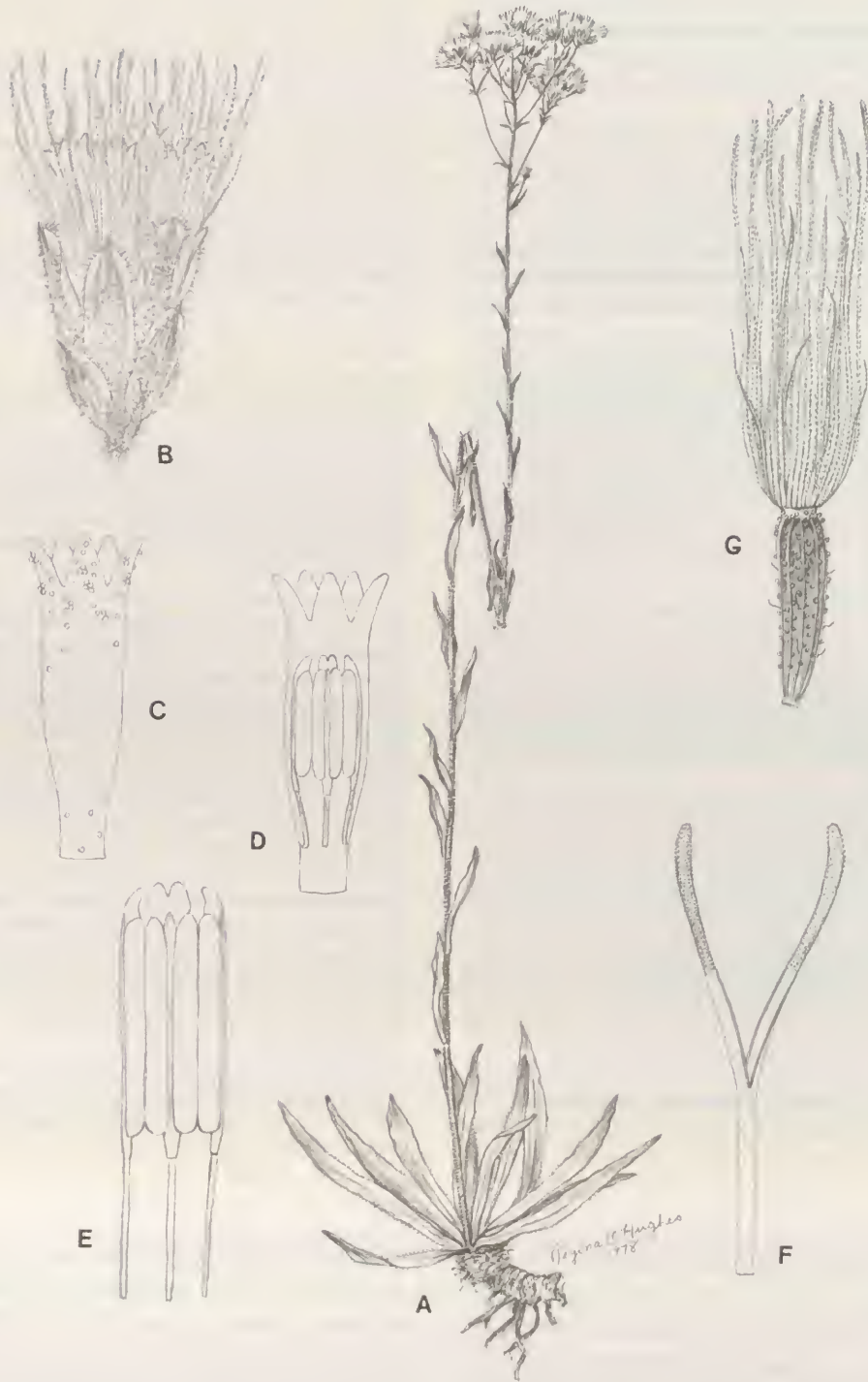


PLATE 106. *Litrisa carnosa* Small.—A. Habit,  $\times \frac{1}{2}$ .—B. Head,  $\times 7$ .—C. Corolla outer surface,  $\times 12$ .—D. Corolla outline with anthers,  $\times 12$ .—E. Group of anthers,  $\times 20$ .—F. Style,  $\times 12$ .—G. Achene,  $\times 10$ .

mamillose with isodiametric bulging cells, outer surface with numerous glands and some hairs; anther collar short-cylindrical somewhat narrowed above, with many subquadrate to transversely oblong cells below, longer cells above, with beaded thickenings on walls; anther appendage large, ovate, as long as wide, retuse at tip; style base not enlarged, glabrous; style branches narrowly linear, densely short-papillose, without glands or hairs. *Achenes* prismatic, 8–10-ribbed, with glands and setulae on sides, setulae sometimes sparse, contorted, usually forking well below tip; carpopodium lacking; pappus of ca. 35 scabrid persistent bristles in ca. 2 series, apical cells acute. *Pollen grains* ca. 25  $\mu\text{m}$  in diameter. Plate 106.

*Litrisa* contains a single species endemic to the prairie areas of peninsular Florida. The genus was one of many described or reseggregated by J. K. Small (1924) in his study of the flora of the southeastern United States, and it has seemed to suffer from the general lack of credibility of Small's generic concepts. *Litrisa* is unquestionably closely related to the genus *Carphephorus*, with which it is sympatric, and it has been reduced to synonymy under that genus by most recent authors (James, 1958; Hebert, 1968; Correa & Wilbur 1969; Cronquist, 1980). *Litrisa* was placed in the synonymy of another closely related genus, *Trilisa*, by B. Robinson (1934a) and Gaiser (1954).

*Litrisa* is most similar to *Carphephorus*, and distinct from *Trilisa*, in the multiseriate pappus, the distinctly retuse tip of the anther appendage, and the glandular-punctate leaf surfaces. There is also a greater degree of imbrication in the involucre, although not much more than in *Trilisa*, and not as much as in *Carphephorus*. The weakly subimbricate involucre and the tendency for few or no paleae on the receptacle, are the only points of particular similarity between *Litrisa* and *Trilisa*, and both characters seem to be correlated with general size of the heads. As indicated in the discussion under *Carphephorus*,

the smaller head size of *Litrisa* and *Trilisa* is not considered here as evidence of close relationship between them.

In restoring *Litrisa* to generic status, the smaller heads with much less imbricated involucre bracts are recognized as the best key character. However, more important is the very different form of inflorescence with strongly ascending densely cymose branches. The pedicels are short with few or no subinvolucre bracts, while in *Carphephorus* the pedicels are mostly long and bear numerous small bracts. The achene in *Litrisa* also differs, having comparatively few setulae, especially in the upper half, and having the setulae very contorted with anomalous septations. The cells of the corolla of *Litrisa* tend to be narrower than those of *Carphephorus*, and the cells of the inner layer seem to consistently have sinuous lateral walls, a feature very rare in *Carphephorus* which usually has straight walls on all the corolla cells.

The name of the resurrected genus *Litrisa* was originally derived by Small (1924) as an anagram of *Liatris*.

The following single species is recognized in the genus:

*Litrisa carnososa* Small, Florida.

### 107. *Trilisa*

*Trilisa* (Cass.) Cass., Dict. Sci. Nat. 26: 228. 1823.

*Anonymos* Walt., Fl. Carol. 196. 1788, pro parte, nom. illeg.

*Liatris* subgenus *Trilisa* Cass., Bull. Soc. Philom. Paris 1818: 140. 1818. TYPE: *Liatris odoratissima* (J. Gmelin) Michaux [= *Trilisa odoratissima* (J. Gmelin) Cass.].

*Liatris* section *Trilisa* (Cass.) DC., Prodr. 5: 131. 1836.

*Liatris* subgenus *Euthyrsis* Raf., New Fl. 4: 75. 1838. LECTOTYPE: *Liatris paniculata* (J. Gmelin) Michaux [= *Trilisa paniculata* (J. Gmelin) Cass.].

*Liatris* subgenus *Osmilis* Raf., New Fl. 4: 75. 1838. TYPE: *Liatris odoratissima* (J. Gmelin) Michaux [= *Trilisa odoratissima* (J. Gmelin) Cass.].

Erect, scapose, perennial *herbs*, with basal rosette, with short rootstock and thickened fibrous roots. Flowering *stems* terete, striated, unbranched. *Leaves* alternate, in rosette with narrow bases, on scape rapidly decrescent and sessile; blades oblanceolate to obovate or rather narrowly elliptic, somewhat succulent, margins entire or coarsely few-dentate, apices obtuse to short-acute, 2–3 pairs of strongly ascending nearly longitudinal secondary veins, surfaces without obvious glandular punctations. *Inflorescence* corymbose or thyrsoid in form, slightly cymose in order of maturation; pedicels mostly short. *Involucre bracts* ca. 6–12, eximbricate to weakly subimbricate in ca. 2 series, slightly unequal to subequal, inner bracts not deciduous, with numerous glands and sometimes hairs on outer surface; receptacle slightly convex, usually epaleaceous, or with 1–2 paleae. *Florets* 4–10(–15) in a head; corollas pink to purplish, narrowly funnellform, with numerous glands on outer surface, glabrous inside; cells of throat short-oblong to subquadrate, with non-sinuous or scarcely



PLATE 107. *Trilisa odoratissima* (Willd.) Cass.—A. Habit,  $\times \frac{1}{2}$ .—B. Head,  $\times 6$ .—C. Corolla outer surface,  $\times 9$ .—D. Corolla inner surface with anthers,  $\times 9$ .—E. Anther,  $\times 18$ .—F. Style,  $\times 9$ .—G. Achene,  $\times 9$ .

sinuous walls; lobes triangular, ca. 1.25–1.5 times as long as wide, densely short-papillose on inner surface; anther collar cylindrical, with many subquadrate or shorter cells below, oblong cells above, with beaded thickenings on walls; anther appendage large, slightly longer than wide, rounded to scarcely retuse at tip; style base not enlarged, glabrous; style branches filiform, densely short-papillose. *Achenes* prismatic, ca. 8-ribbed, with glands and setulae on sides, setulae mostly straight, usually forked or becoming uniseriate well before tip; carpopodium lacking; pappus of ca. 35 persistent scabrid bristles, mostly in 1 series, with narrower bristles sometimes between and slightly outside of larger bristles, apical cells acute. *Pollen grains* ca. 25  $\mu\text{m}$  in diameter. Plate 107.

*Trilisa* was described by Cassini (1818*d*) with the realization that it was related to *Carphephorus*, but it was placed as a subgenus of *Liatrix* because of the lack or near lack of paleae on the receptacle. *Trilisa* was subsequently recognized at generic rank by Cassini (1823*a*, 1828*b*) with the inclusion of two species from the southeastern United States. The genus was maintained as distinct by authors up to the time of B. Robinson (1913*a*), Gaiser (1954), and James (1958), but was reduced to synonymy under *Carphephorus* by Hebert (1968), Correa and Wilbur (1969), and Cronquist (1980). Briefly, *Trilisa* was expanded to include three species with the addition of the monotypic *Litrisa* of J. K. Small (B. Robinson, 1934*a*), although the latter is generally recognized as being closer to *Carphephorus* (James, 1958; Correa and Wilbur, 1969). The present treatment restores separate generic status for both *Trilisa* and *Litrisa*.

The authors that reduce *Trilisa* to synonymy under *Carphephorus* emphasize the fact that paleae can be present on the receptacles in all three genera of the complex. The other commonly cited character of *Trilisa*, the eximbricate involucre, is also questioned by such authors, with reference to the intermediate form of weakly subimbricate involucre in *Litrisa*. The very different forms of inflorescence in the two species of *Trilisa* may have caused some doubt regarding the naturalness of the genus, further complicating the concept. Ultimately, it must be acknowledged that the broad concept combining *Trilisa*, *Litrisa*, and *Carphephorus* is not phylogenetically wrong.

The present acceptance of *Trilisa* as a separate genus rests on the conviction that the two species form a natural group, and on the presence of a number of distinguishing characters, some of which have not been noted previously. Correa and Wilbur (1969) did notice the mostly non-retuse tips of the anther appendages, but the leaves also lack glandular punctations on the surfaces, there is ap-

parently no penetrating or elongate rootstock, and the pappus bristles are mostly in one series with narrower bristles inserted slightly outside at some of the gaps. The rootstock mentioned shows none of the elongation seen in most specimens of *Litrisa* and *Carphephorus*. The lack of glandular punctations was analyzed by Gaiser (1954) showing the presence of rosette-like cell arrangements around single non-depressed surface cells, and showing a complete lack of depressed biseriate glands of the type seen in *Carphephorus* and *Litrisa*. The phyletic gap between *Trilisa* and *Carphephorus* becomes more obvious when the eximbricate involucre of the former is compared directly with the strongly subimbricate involucre of the latter, without consideration of the seemingly intermediate *Litrisa*. It is the present view that *Litrisa* is not particularly close to *Trilisa*, and that it should not be viewed as intermediate. The involucre, flower number, and reduced incidence of paleae, by which *Litrisa* resembles *Trilisa*, are all simply facets of trends toward reduction in the size of the heads, and other evidence would indicate the two genera are not in the same line of reduction.

The two species of *Trilisa* have rather wide and greatly overlapping distributions in the southeastern United States from North Carolina south into peninsular Florida and west along the Gulf Coast. This suggests a somewhat different biology from the species of *Carphephorus* which mostly have more restricted and non-overlapping distributions. The habitats of the *Trilisa* species are summarized by Correa and Wilbur (1969) as savannahs and open pinelands or piney flatwoods in the Coastal Plain.

The name *Trilisa* is an anagram of *Liatrix*.

The following two species are recognized in the genus:

- Trilisa odoratissima* (Willd.) Cass., SE United States.
- Trilisa paniculata* (Willd.) Cass., SE United States.

### 108. *Carphephorus*

*Carphephorus* Cass., Bull. Soc. Philom. Paris 1816: 198. 1816. TYPE: *Carphephorus pseudoliatrix* Cass.  
*Liatrix* subgenus *Corymbilis* Raf., New Fl. 4: 75. 1838.

Erect, scapose, perennial *herbs*, with a basal rosette, with short or narrow rootstock, with thickened fibrous roots. Flowering *stems* terete, striated, unbranched. *Leaves* alternate, decrescent upwardly, sessile to subsessile or with winged bases; blades linear to linear-lanceolate or oblanceolate, margins entire, secondary veins obscure or strongly ascending to nearly longitudinal, surfaces with distinct glandular punctations. *Inflorescence*

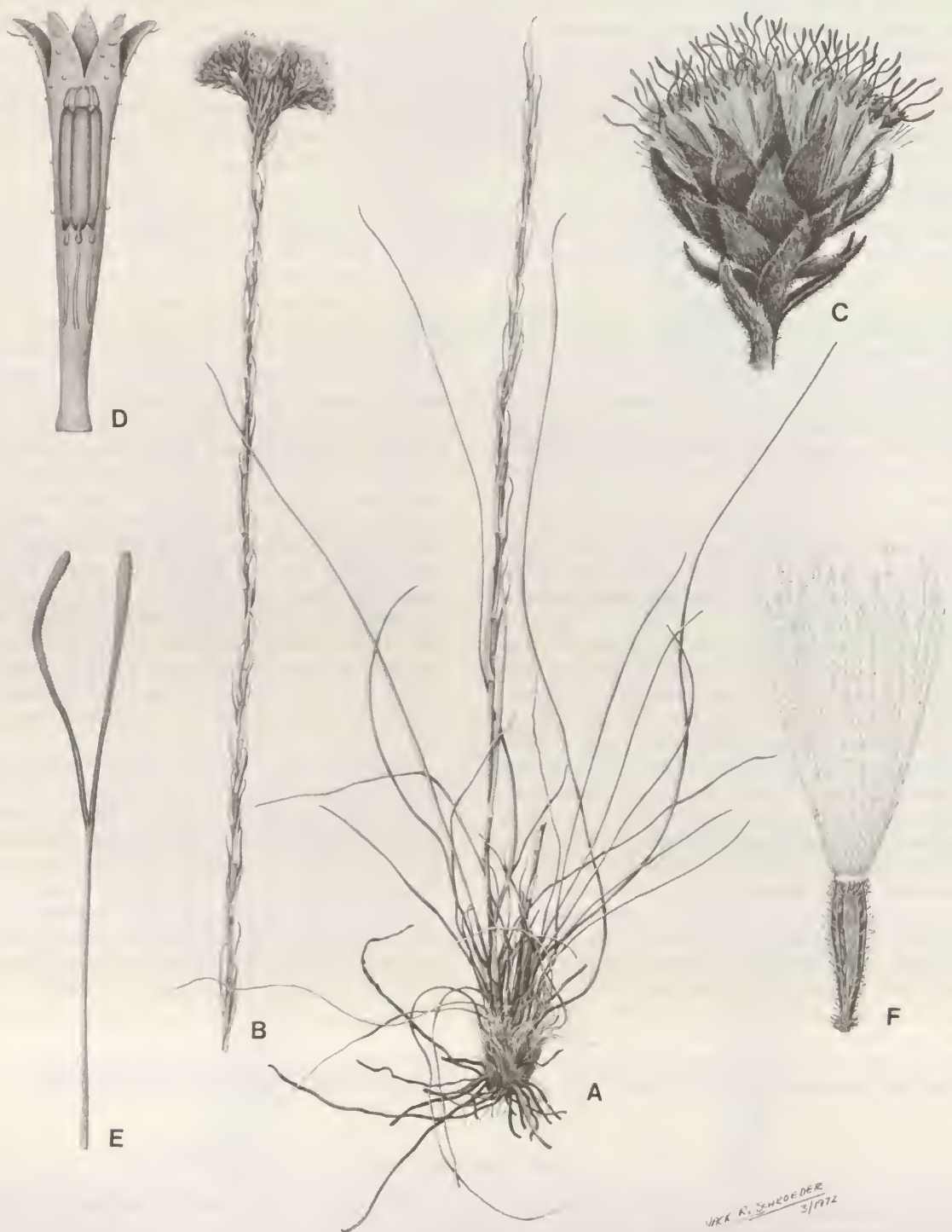


PLATE 108. *Carphophorus pseudoliatris* Cass.—A. Habit, base,  $\times \frac{5}{9}$ .—B. Inflorescence,  $\times \frac{5}{9}$ .—C. Head,  $\times 4$ .—D. Corolla showing anthers,  $\times 11$ .—E. Style,  $\times 11$ .—F. Achene,  $\times 8$ .



an open flat-topped corymbose cyme; pedicels usually moderately long, with many squamulose bracts. *Involucral bracts* ca. 15–40, distinctly subimbricate in ca. 3–5 strongly unequal graduated series, mostly or totally persistent, with rounded or acute tips, with or without obvious hairs on margins and outer surface; receptacle slightly convex, usually with a few paleae, sometimes glabrous. *Florets* ca. 12–35 in a head; corollas lavender to purple, funnellform or with narrowly campanulate throat, usually with glands on outer surface, glabrous in *C. bellidifolius*, glabrous on inner surface; cells of throat short-oblong or sometimes subquadrate, with lateral walls not or weakly sinuous; lobes triangular to triangular-oblong, ca. 1.5–2.5 times as long as wide, densely short-papillose on inner surface, smooth on outer surface; anther collar short-cylindrical, slightly constricted above, with numerous subquadrate cells below, oblong cells above, walls with beaded thickenings; anther appendage medium-sized to large, ovate-oblong, as long as wide, distinctly retuse at tip; style base not enlarged, glabrous; style branches narrowly linear, rather densely high-mamillose or short-papillose. *Achenes* prismatic, ca. 10-ribbed, with numerous setulae and often with glands on sides, setulae rather straight and becoming forked or uniseriate well before tip; carpopodium lacking; pappus of ca. 35–40 scabrid or barbellate somewhat unequal bristles, congested in 2–3 series, apical cells acute. *Pollen grains* ca. 25  $\mu\text{m}$  in diameter. Plate 108.

The genus *Carphephorus* is generally recognized as forming a related group with *Trilisa* and *Litrisa*, within the larger group recognized here as the subtribe Liatrinae. The three genera of the *Carphephorus* complex, in spite of some past confusion on the point, are now known to share a tendency for paleaceous receptacles (James 1958), and the available information indicates that all show the same chromosome karyotype (Gaiser, 1954). The three genera also show reasonable uniformity in their habit compared to the other pappose genera of the subtribe, having neither the shrubby habit of *Garberia* or the spicate to racemose inflorescences of *Liatris*. All evidence seems to confirm that *Carphephorus*, *Trilisa*, and *Litrisa* together form a natural group.

The obvious relationship between *Carphephorus*, *Trilisa*, and *Litrisa* has led numerous recent authors to partially or completely reduce the genera to synonymy, *Litrisa* into *Trilisa* (B. Robinson 1934a; Gaiser, 1954), *Litrisa* into *Carphephorus* with *Trilisa* separate (James, 1958), and all three together under *Carphephorus* (Hebert, 1968; Correa & Wilbur, 1969; Cronquist, 1980). Only one of these, the combination of *Litrisa* with *Trilisa*, is regarded here as phyletically untenable, nevertheless, all the various reductions to synonymy are rejected here for two reasons. First, the broader concept of *Carphephorus*, though natural, is difficult to define in contrast to *Liatris*. Secondly, the actual differences between *Carphephorus*, *Trilisa*, and *Litrisa* have been underestimated by the various authors favoring synonymy.

Although the *Carphephorus* group and *Liatris* are clearly distinct, and are widely recognized as such, the key characters all fail at one or more points. The spicate or racemose form of inflorescence in *Liatris* is closely approached in some plants of *Trilisa paniculata*, and two species of *Liatris*, *L. cymosa* and *L. ohlingerae*, have inflorescences that are corymbose cymes. The plumose pappus often cited for *Liatris* is found in only the typical section that was recognized as *Liatris* by Cassini (1816b). The barbellate pappus form of species in the section *Su-*

*prago* is often equalled in species of *Carphephorus*. All of *Liatris* does not have a corm-like rootstock, and members of *Carphephorus* and *Litrisa* seem to have elongate rootstocks. The paleae of the receptacle in the *Carphephorus* complex are not always present, especially in *Trilisa* and *Litrisa*. Even the elongate corolla lobes of *Liatris* are essentially equalled in *Carphephorus bellidifolius*. It can be seen that the reduction of *Trilisa* and *Litrisa* to synonymy simplifies the generic concepts within the *Carphephorus* complex at the cost of complications at a higher level.

Actually, detailed examination shows that the differences between *Trilisa*, *Litrisa*, and *Carphephorus* are greater than previously thought. Hebert (1968) contended that the broad concept of *Carphephorus* was justified by the fact that equivalent variation in *Liatris* was not recognized at the generic level. We acknowledge the variation in *Liatris*, but do not agree that it is equivalent. The genus *Liatris* appears to be a comparatively uniform genus in the process of active diversification, while the *Carphephorus* group is unquestionably more relictual in nature. Correa and Wilbur (1969) commented on the remarkably distinct nature of all seven species in the *Carphephorus* complex.

In combining the genera of the *Carphephorus* complex, the various authors overlooked a number of characters, and perhaps for that reason, they made certain erroneous basic assumptions about the evolution of the group. In one example, Correa and Wilbur (1969) over-emphasize the importance of the thyrsoid inflorescence of *Trilisa paniculata*, and their evolutionary diagram relegates the two species of *Trilisa* to separate origins from the base of the complex. The unity of *Trilisa* as a derived group is not recognized, and the unifying characters of the uniseriate pappus, the lack of normal glandular punctations on the leaves, the short rootstock, the non-retuse tips on the anther appendages, and the non-imbricated involucrel bracts are only partially appreciated.

The most consistent and serious flaw in previous studies, however, seems to be the inattention given *Litrisa*,

and the tendency to regard it as intermediate between *Carphephorus* and *Trilisa*. The involucre and palea reductions, by which *Litrisa* resembles *Trilisa*, are only facets of a simple and scarcely unique process of reduction of head size and structure. In all other characters, *Litrisa* is remote from *Trilisa* and nearest *Carphephorus*. The other characters by which *Litrisa* differs from *Carphephorus*, the distinctive inflorescence with short non-squamiferous pedicels and the contorted comparatively sparse setulae of the achene, both suggest evolution in *Litrisa* completely divergent from that in *Trilisa*.

The present view of the *Carphephorus* complex accepts an ancestor with larger heads having well-developed paleae on the receptacle, derived from more remote ancestors with epaleaceous receptacles. Still, *Carphephorus*, itself, is not considered ancestral in the complex, being specialized in its rather elongate pedicels with numerous squamulose bracts. *Carphephorus*, although specialized within the complex, nevertheless, is sufficiently old to produce four totally distinctive species that show no intergradation.

The species of *Carphephorus* have distributions that are all narrow compared to those of the two species of *Trilisa*, and the ranges of the *Carphephorus* species do not overlap except in the cases of *C. bellidifolius* and *C. tomentosus* in the Carolinas. The first of these seems distinctive in the generic complex by its often clustered stems (Correa & Wilbur, 1969). The most distinctive species in the genus is the narrow-leaved type species of the genus, *C. pseudoliatris*, from the Gulf Coast. Keys to all the species of the complex have been provided by James (1958), Correa and Wilbur (1969), and Cronquist (1980).

The name *Carphephorus* comes from the Greek *karphephos* (= chaff), and *phoras* (= bearing), in reference to the paleae on the receptacle.

The following four species are recognized in the genus:  
*Carphephorus bellidifolius* Torrey & A. Gray, SE United States.  
*Carphephorus corymbosus* (Nutt.) Torrey & A. Gray, Florida, Georgia.  
*Carphephorus pseudoliatris* Cass., SE United States.  
*Carphephorus tomentosus* (Michaux) Torrey & A. Gray, SE United States.

### 109. *Garberia*

*Garberia* A. Gray, Proc. Acad. Nat. Sci. Philadelphia 1879: 379. 1879. TYPE: *Liatris fruticosa* Nutt.

*Liatris* section *Leptoclinium* Nutt., Amer. J. Sci. Arts 5: 299. 1822. TYPE: *Liatris fruticosa* Nutt.

*Leptoclinium* (Nutt.) A. Gray, Proc. Amer. Acad. Arts 15: 48. 1879, non *Leptoclinium* Benth. in Benth. & J. D. Hook.

Small erect *shrubs*, with moderate branching, seedlings with basal rosettes; stems, leaves, pedicels, and more exposed surfaces of involucre bracts with numerous glandular punctations. *Stems* terete, striated when dry. *Leaves* alternate, initially rosulate at base, usually distinctly short-petiolate; blades viscid when fresh, spatulate to spatulate-obovate or rounded-obovate, often slightly retuse at tip, base acuminate, margins entire. *Inflorescence* a corymbose panicle; peduncles mostly short, sometimes longer and slender, with few or no bractlets. *Involucre bracts* ca. 15, subimbricate in ca. 3 strongly unequal series, persistent, spreading with age; receptacle slightly convex, epaleaceous, glabrous. *Florets* 5 in a head; corollas pink to purplish, narrowly funnelform with slightly campanulate throat, glabrous on both surfaces; cells of throat rather oblong on outer surface, more subquadrate and often slightly bulging inside; lobes 4–5 times as long as wide, longer than throat, inner surface densely and rather antrorsely short-papillose, outer surface smooth; anther collar short-cylindrical, cells mostly short-oblong, some below middle subquadrate, with intricate rather multipitted thickenings on walls; anther appendage large, slightly longer than wide, somewhat retuse at tip; style base not enlarged, glabrous; style branches longly linear, densely short-papillose. *Achenes* prismatic, ca. 10-ribbed, densely setuliferous, setulae with paired cells usually separating well below tip, often from near base; carpodium lacking; pappus of ca. 60–70 basally barbellate and distally scabrid persistent bristles in 2–3 series, outer bristles somewhat shorter and narrower, apical cells acute. *Pollen grains* ca. 27–30  $\mu\text{m}$  in diameter. Plate 109.

The single species of *Garberia* is a small shrub with fragrant rose-colored to purplish flowers and somewhat viscid leaves when fresh. The species is endemic to sandy areas of peninsular Florida. The genus shows the geography, ten-ribbed achenes, deeply divided setulae on the achenes, and the lack of a carpodium that seem to confirm its position in the subtribe Liatrinae. Gaiser (1954) has shown that the species also produces a basal rosette

in its seedling stage, a character occurring in all members of the Liatrinae.

The genus *Garberia* is distinct in the subtribe Liatrinae by the shrubby habit and has been shown by Gaiser (1954) to have one of the distinct karyotypes within the *Liatris* relationship, having a heterobrachial short chromosome. The genus also has the longest corolla lobes in the subtribe, longer than those in *Liatris*, and much firmer in texture



PLATE 109. *Garberia heterophylla* (Bartr.) Merr. & Harper.—A. Habit,  $\times \frac{1}{2}$ .—B. Head,  $\times 5$ .—C. Corolla outer surface,  $\times 7$ .—D. Corolla inner surface with anthers,  $\times 7$ .—E. Anther,  $\times 14$ .—F. Style,  $\times 7$ .—G. Achene,  $\times 7$ .

without the large regularly subquadrate cells. Both the separate generic status and the relationship to *Liatris* appear to have been accepted by all authors since Asa Gray (1879a).

The shrubby habit that distinguishes *Garberia* in the Liatrinae, presents a problem of interpretation. The shrubby habit has come to be regarded as a comparatively primitive condition in the Asteraceae (Cronquist, 1977) and is regarded as the probable primitive condition in the tribe Eupatorieae by the present authors. However, the condition in *Garberia* is anomalous in the Liatrinae which throughout its diversity is otherwise herbaceous and unbranched in the erect vegetative stems. The presence of a basal rosette in the young stages of *Garberia* suggests that the herbaceous condition was basic to this genus as well, and that the shrubby habit is derived.

The nomenclatural history of the genus is of some interest. The first description of the species in the Senecionian genus *Cacalia* by Bartram (1791) reflects a period of early abuse of that generic name to include, among other things, members of the Eupatorieae such as *Mikania cordifolia*. The validity of the names in Bartram's *Travels through North and South Carolina* (1791) has been questioned by some (Cronquist, 1980), because of slight in-

consistency in the use of the binomial system, but the validity is adequately defended by Merrill (1945).

The second description of the species of *Garberia* as a *Liatris* was by Nuttall (1822), who interpreted the latter genus broadly to include *Carphephorus* and *Trilisa*. The description by Nuttall did recognize some distinction with a sectional name *Leptoclinium* for the species. Extension of the Nuttall sectional concept by Gardner (1846, 1847) to two Brazilian species, led to the use of the name *Leptoclinium* at the generic level by Bentham (1873) for one of the latter species. The *Leptoclinium* of Bentham is a member of the subtribe Alomiinae, and has no significant similarity to *Garberia*. The Bentham use of the name was unquestionably inspired by the Nuttall sectional name, as used by Gardner, but was not based upon it nomenclaturally. The Bentham use of the name preempted that of Asa Gray (1879a) for the Nuttall species and made the substitute name *Garberia* necessary.

The name *Garberia*, provided by Asa Gray (1879b), was to honor Dr. A. P. Garber of Columbia, Pennsylvania, noted by Gray for his contributions to the development of the botany of subtropical Florida.

The following single species is recognized in the genus: *Garberia heterophylla* (Bartram) Merr. & F. Harper, Florida.

#### 110. *Hartwrightia*

*Hartwrightia* A. Gray ex S. Watson, Proc. Amer. Acad. Arts 23: 264. 1888. TYPE: *Hartwrightia floridana* A. Gray ex S. Watson.

Erect perennial *herbs*, from a slender penetrating rootstock, with basal rosette of leaves. *Stems* terete, slightly striated. *Leaves* alternate, in rosette at base, decreasing greatly in size and density upwardly, with long slender petioles not sharply demarcated distally; blades elliptic-oblong to elliptical, narrowly cuneate at base, margins usually entire, rarely with a large tooth or small lobe, with 2–3 pairs of usually strongly ascending secondary veins, surfaces densely glandular punctate. *Inflorescences* scapose, terminating in an open corymbose often flat-topped cyme; peduncles rather short to moderate in length, distinct, with few or no bractlets. *Involucral bracts* ca. 12–15, essentially eximbricate, mostly subequal with a few shorter ones outside, herbaceous, persistent, narrowly oblong-elliptical; receptacle slightly convex, often with a few bracts inside outermost florets, otherwise glabrous. *Florets* 7–10 in a head; corollas pink, blue, or white, broadly funnelform, with short and rather indistinct basal tube, with broad and slightly campanulate throat, with numerous glandular punctations on outer surface; cells of throat rather subquadrate, with not or scarcely sinuous lateral walls; lobes triangular, about as long as wide or slightly longer, densely short-papillose on inner surface, with slight mammosity outside near margins; anther collar short-cylindrical, composed of short-oblong cells, with densely reticulate thickenings on walls; anther appendage transversely oblong, slightly wider than long, truncate or retuse apically, with median groove adaxially; style base not enlarged, glabrous; style branches short, linear, densely short-papillose. *Achenes* prismatic to obpyramidal, 5-ribbed, glanduliferous, without setulae; carpopodium lacking; pappus usually lacking, rarely with a single hair-like glanduliferous seta. *Pollen grains* ca. 25  $\mu\text{m}$  in diameter. Plate 110.

The monotypic genus *Hartwrightia* occurs in moist areas and at edges of marshes in pine lands in peninsular Florida as far south as Highlands County and as far north as southeastern Georgia. The genus is the only member of the Eupatorieae in the southeastern United States having

an essentially epappose achene. The plants are notable otherwise for the dense glandular punctation on the stems, leaves, involucre, corollas, and achenes. The corollas are also unusually short and broad with a scarcely distinct basal tube. The corollas are apparently usually pink or



PLATE 110. *Hartwrightia floridana* A. Gray.—A-C. Habit, base, upper stem, and inflorescence,  $\times \frac{1}{6}$ .—D. Head,  $\times 4$ .—E. Corolla showing anthers,  $\times 8$ .—F. Achene with style,  $\times 8$ .

white but were referred to on one label, perhaps erroneously, as pale blue.

The essentially epappose condition of the achene in *Hartwrightia* is evidently the basis for the consistent ac-

ceptance as a separate genus since the time of the initial description. The epappose condition, however, is also the source of much confusion regarding the proper relationship of the genus, since variations in the pappus were

automatically treated in artificial groups in the traditional systems of classification of the Eupatorieae. The original placement of the genus was in the subtribe "Piquerieae" in the sense of Bentham and Hooker (1873). The actual suggested relationship was to the genera *Gymnocoronis* and *Adenostemma* in that group. The relationship was the same as suggested by B. Robinson (1913a) under his more narrowly circumscribed subtribe Adenostemmatinae. During the interim, Holzinger (1893) had noted the fact that typical Piquerieae lacked an anther appendage, and that *Hartwrightia* had a distinct anther appendage. On that basis, Holzinger suggested a position for *Hartwrightia* in the "Agerateae" nearest *Alomia*.

It was not until 1977 that H. Robinson and King suggested a relationship for *Hartwrightia* in the *Liatris* group, on the basis of its geography and rosulate habit. The relationship seems to be supported by the form of the achene base with its lack of a carpodium and by the cellular detail of the corolla. Chemistry is somewhat supportive, since heliangolides, benzofurans, and diterpenes have been found in both *Hartwrightia* and *Liatris* (Bohlmann et al., 1981b). The lack of setulae on the achene prevents confirmation of the relationship on the basis of the distinctive form of setulae found in other Liatrinae. The only char-

acters in direct conflict with the other Liatrinae are the lack of pappus and the five-angled achenes. Neither of these is seen as sufficient reason to reject the placement of *Hartwrightia* in the subtribe.

Actually, the achenes of a few specimens of *Hartwrightia* are not completely epappose, although the structure involved is scarcely recognizable as being a pappus. A few specimens have occasional narrow filaments originating from the positions where a pappus bristle might be. The filaments are hair-like and flexuous with a few capitate glands born along their length. It is not known whether such structures were seen by the authors who placed *Hartwrightia* in the relationship of *Adenostemma* which has pappus knobs bearing glands on their tips. It is certain, however, that the anomalous structures in *Hartwrightia* are totally unlike the knobs in *Adenostemma*, and are not evidence of any special relationship between the genera.

The generic name *Hartwrightia* honors Dr. S. Hart Wright, the collector of the Florida specimens from which the genus was originally described.

The following single species is recognized in the genus:

*Hartwrightia floridana* A. Gray ex S. Watson, Florida, Georgia.

#### SUBTRIBE X. FLEISCHMANNIINAE

Fleischmanniinae R. King & H. Robinson, *Phytologia* 46: 447. 1980. TYPE: *Fleischmannia* Schultz-Bip.

Erect annual or mostly perennial *herbs*, moderately branched, without rosulate basal leaves. *Leaves* opposite, rarely alternate, distinctly narrowly petiolate; blades serrate to rarely dissected. *Inflorescence* terminal on stems or branches, with corymbose or cymose branches, heads clustered, usually pedicellate; *involucral bracts* usually distinctly subimbricate with bracts of graduated lengths, persistent; receptacle flat to slightly conical, epaleaceous. *Flowers* (10-)20-50 in a head; corollas lavender or bluish to white, with short basal tube, throat narrowly campanulate, with veins thickened below; lobes shortly triangular, cells prorulose on inner and outer surfaces, without stomata on outer surface; anther collar slender, with cells elongate or indistinct, ornamented with dense transverse annular thickenings; anther appendage about as long as wide; style base usually not enlarged, glabrous below, with scattered glands or hairs on shaft in *Sartorina*; style branches filiform, not or scarcely broadened distally, densely papillose. *Achenes* prismatic, 5-ribbed, terete in *Sartorina*, micropunctations of achene walls not strongly aligned in transverse bands; carpodium distinct with slight projecting upper rim, with mostly subquadrate thick-walled cells, carpodium indistinct in *Sartorina*; pappus of 5 to many scabrid capillary bristles in 1 series, with pointed apical cells. Basic *chromosome numbers*  $x = 4, 10$ .

The subtribe Fleischmanniinae has various individual characters that suggest comparison with many other subtribes of the Eupatorieae, but the combination of characters precludes inclusion of the present group in any of the others. The subtribe resembles the Gyptidinae in the general presence of papillose corolla lobes and strongly annulated anther collars, but differs in details of these as well as its basically subimbricate involucre and thick-walled carpodial cells. The involucre is more like the Ayapaninae, but the corolla lobes of the latter are basically smooth and the style base is enlarged and sometimes pu-

bescent. The Critoniinae have deciduous inner involucral bracts and smooth corolla lobes. Of all of these, none, except some of the Ayapaninae, have any particular strong superficial resemblance to the Fleischmanniinae.

A subtribe to which the Fleischmanniinae shows a strong superficial resemblance, and with which its species have often been confused in herbaria, is the Oxylobinae. However, the subtribe Oxylobinae is not closely related, differing in its basically eximbricate involucre, its corolla lobes with densely papillose inner surfaces and smooth outer surfaces, its anther collars with many subquadrate

cells and no distinct annulations, its unrimmed carpodium with thin-walled cells, its usually enlarged style base, and its basic chromosome number of mostly  $x = 17$ . The members of the Oxylobinae that vary from the above standard are not convergent with the Fleischmanniinae.

The Fleischmanniinae are actually unique in the tribe in the details of their narrow strongly annulated anther collars and in the prorulosity of the corolla lobes. The prorulosity is approached, but in no way equalled, in only one other genus of the tribe, *Phanerostylis*, which is a specialized member of the Alomiinae. The combination of characters in the Fleischmanniinae not only prevents inclusion in other subtribes, but leaves the closest relationship of the subtribe in doubt.

The subtribe Fleischmanniinae consists almost entirely of the single large and distinctive genus *Fleischmannia*, and the discussion under that genus should be consulted for many significant details of the group. The only other member of the subtribe is the monotypic, and in some ways rather freakish, *Sartorina*, which has a unique pubescence of scattered glands and hairs on the shaft of the style and a unique form of terete non-carbonized achene.

Because of the characteristic capillary pappus, the members of the Fleischmanniinae have been mostly included in the genus *Eupatorium* in traditional systems of classification. An exception is the type species of *Fleischmannia* which was distinguished by its pappus of five bristles. Complications resulting from that generic concept are noted under *Fleischmannia*.

The Fleischmanniinae has a distribution concentrated in Mexico, Central America, and the western parts of South America. Only two species reach eastern Brazil and there is one species in the eastern United States. The distribution pattern is rather closely aligned with that of the Oxylobinae to which the subtribe is not closely related. The pattern is in particularly strong contrast to the three subtribes, Eupatoriinae, Disynaphiinae, and Gyptidinae, which are mostly or completely restricted to the eastern halves of the continents.

The only particularly well-known member of the subtribe is the wide-spread weedy annual, *Fleischmannia microstemon*, which has been of interest cytologically because of its anomalous chromosome number of  $n = 4$ .

The chemistry of a few species of *Fleischmannia* has been studied by Bohlmann et al. (1981).

KEY TO THE GENERA OF THE SUBTRIBE FLEISCHMANNIINAE

1. Achenes prismatic with 5 ribs, with blackened layer internally; shaft of style glabrous ..... 111. *Fleischmannia*  
 1'. Achenes terete, without blackened layer; shaft of style bearing hairs and glands ..... 112. *Sartorina*

111. *Fleischmannia*

*Fleischmannia* Schultz-Bip., Flora 33: 417. 1850. TYPE: *Fleischmannia rhodostyla* Schultz-Bip. [= *Fleischmannia arguta* (H.B.K.) B. Robinson].

Erect annual or perennial *herbs* or *subshrubs*, usually sparingly branched. *Stems* terete, striated. *Leaves* usually opposite, rarely subopposite or alternate, usually with slender petioles, often elongate; blades elliptical to rhomboidal or broadly cordate-ovate, upper margin serrate or crenulate, blades dissected into long narrow segments in *F. carletonii*, venation pinnate to trinervate, with or without glandular punctations below. *Inflorescence* laxly branching, with laxly cymose to densely corymbose branches; pedicels short to moderately long. *Involucral bracts* 20–30, subimbricate, rarely eximbricate, in 2–4 series, usually unequal and graduated in length, rarely subequal, persistent, spreading with age, rounded to acute at tip; receptacle flat to slightly convex, rarely minutely conical, glabrous or with minute scattered hairs. *Florets* (10–)20–50 in a head; corollas white, lavender, bluish, or purple, with rather short basal tube, limb narrowly funnelliform with subcampanulate base, with outer surface above or on the lobes often with short hairs or glands, veins greatly thickened in tube or throat; cells of limb mostly narrow with sinuous walls, mostly with upper ends projecting as papillae on inner surface of upper throat and on both surfaces of lobes; lobes short, broadly triangular, moderately spreading; anther collars slender, with mostly oblong cells, cell walls with dense transverse annulations throughout; anther appendage broadly ovate or oblong, about as long as wide; style base not enlarged, glabrous; style branches linear, not or scarcely broadened distally, densely long-papillose. *Achenes* prismatic, 5-ribbed, usually with setulae or scabrae on ribs or upper parts, usually without glands, ribs often pale; carpodium distinct with prominent upper rim, stopper-shaped with rounded edges, cells subquadrate to short-oblong, with greatly thickened walls. Pappus of 5–40 slender scabrid sometimes slightly fragile bristles in one series, apical cells of bristles acute. *Pollen grains* ca. 15–20  $\mu\text{m}$  in diameter. Plate 111.



PLATE 111. *Fleischmannia arguta* (H.B.K.) B. Robinson.—A. Habit,  $\times \frac{2}{3}$ .—B. Head,  $\times 5$ .—C. Corolla showing anthers,  $\times 19$ .—D. Style,  $\times 19$ .—E. Achene,  $\times 19$ .



The genus *Fleischmannia* was originally described for a single species from Mexico having a pappus with five widely spaced bristles, and the genus continued to be defined by that form of pappus for the next hundred years. The species added to the genus under the traditional concept, however, proved to form a highly artificial group. Three of the added species are now known to be *Hofmeisteria* (King & Robinson, 1966) and one is an *Ageratina* (King & Robinson, 1970b).

Even as the traditional concept of *Fleischmannia* prevailed, some authors seemed aware of more natural relationships. In the original description of *Eupatorium trinervium* Schultz-Bip. (Seemann, 1852–1857) there was the comment "*Eupatorio arguto* H.B.K. . . . affinis esse videtur," and B. Robinson (1926a) remarks in his description of *Eupatorium rivolurum* "This species in habit, habitat, foliage, and in some details of pubescence recalls *Fleischmannia arguta* (H.B.K.) Robinson, . . . The species, if referred to *Fleischmannia* would by its indefinite (though not very numerous) pappus-bristles, break down the slight distinction between that genus and *Eupatorium*. If, on the other hand it is referred to *Eupatorium* (from which on technical grounds it cannot be readily separated) its close similarity to *Fleischmannia* must render the further separation of that genus rather artificial. Neither disposition is entirely satisfactory."

The natural limits of *Fleischmannia* were determined by King and Robinson (1970a) with removal of all the previously included species except the type. At that time 52 species were added to the genus that had previously been placed in *Eupatorium*. Subsequent papers have added more species (King & Robinson, 1974b, 1974e, 1975m, 1977b, 1978b), with the genus ultimately proving to be the seventh largest in the tribe. Regarding the traditional character of the genus, there are some species, including *F. pycnocephala*, with the pappus bristles slightly separated from each other, and one species, *F. capillipes*, has only ten bristles. The type remains the only species with only five bristles.

All specimens seen of *Fleischmannia multinervis*, the single collection of *F. guatemalensis*, many specimens of *F. bohlmanniana*, and a few specimens of *F. pycnocephala* (King & Robinson, 1975m, 1978) have the outermost four achenes of each head lacking setulae and pappus. The presence of such calvous achenes does not seem to be necessarily species constant, but it seems to be restricted geographically, being presently known only from Guatemalan and Mexican specimens. A similar condition of peripheral calvous achenes was cited by B. Robinson (1913b) for some species of *Trichogonia* in the subtribe Gyptidinae.

Although not a primary character of the genus, the involucre of *Fleischmannia* is basically subimbricate, and the genus can generally be distinguished from members of the Oxylobinae by the character. Williams (1975) men-

tions the "intermediate" nature of the involucre in *F. imitans*, an involucre form also seen in the type species, *F. arguta*, and in *F. capillipes*. The involucre form is eximbricate in the sense of having narrow seemingly weakly overlapping bracts, but is not eximbricate in the sense of subequal lengths of the bracts. As in other species of the genus, the involucre has bracts of graduated lengths, although the shorter bracts are comparatively less numerous.

The distinct nature of the genus *Fleischmannia* is evident in the distinctive overall aspect of the individual florets, involving both the corollas and the achenes. Still, most of the definitive characters such as the prulosity of the corolla lobes and the narrow annulated anther collars are too small to be seen under a binocular microscope or be used in a workable key. One microcharacter that can be seen, however, is the ribbing of the basal tube of the dried corolla caused by the greatly thickened veins in that part.

The number of flowers in the heads of *Fleischmannia* is almost always 20 or more. Counts of ten flowers are known for *F. matudae*, based on one collection number, and have been reported in *Eupatorium valerianum* (= *F. hymenophylla*), where it has not been confirmed by examination of the type or any other specimens.

There are two examples in *Fleischmannia* of significant variations in chromosome numbers. H. Baker (1967) studied the two annual species, *F. microstemon* and *F. sinclairii*, the former a common weedy species. H. Baker reported the anomalous  $n = 4$  in both species, but reexamination of specimens and accurate delimitation of the species shows that the  $n = 4$  is restricted to and characteristic of *F. microstemon* (King & Robinson, 1975z; R. King et al., 1976). A count of  $n = 4$  has also been reported by Grashoff et al. (1972) from the comparatively unrelated perennial herb, *F. hymenophyllum* from Costa Rica, but the count has not been duplicated.

In Central America, a series of species seems to form a rather classical polyploid complex. The two widely distributed species, *F. pycnocephala* and *F. pratensis*, are among a number of comparatively variable species in the area that are polyploid, with numbers of  $n = 20$  or 30. In the same area, a number of more localized and less variable species such as *F. seleriana* and *F. bohlmanniana* prove to be diploids with  $n = 10$  (R. King et al., 1976; King & Robinson, 1978b). The latter species, which seem comparatively insignificant, are actually the basic elements in the polyploid complex.

The chemistry of five species has been studied, with reports of a number of rather widely distributed compounds and one new caryophyllene derivative (Bohlmann et al., 1981i). Sesamin-like lignans have been isolated from three of the species. Such lignans occur in various other members of the Asteraceae, including a few Eupatorieae, but seem unusually common in *Fleischmannia*.

The genus *Fleischmannia* is widely distributed from the southern United States southward through Mexico and Central America to Argentina in South America. The vast majority of the species are concentrated in Mexico, Central America, and the Andes. Members of the genus are rare in Brazil and mostly adventive in the West Indies. Members of the genus are included in many early treatments of tropical Eupatorieae such as that of B. Robinson (1926b) in the *Trees and Shrubs of Mexico*, but the species treated under the broad concept of *Eupatorium* are not necessarily grouped together or particularly accurately delimited. The only treatment along modern lines is that provided by King and Robinson (1975y) for the eleven species in Panama, with a key and some discussion of extraterritorial relatives.

The limited description of *Caradesia pauciflora* Rafinesque (1838) of the eastern United States is somewhat suggestive of *Fleischmannia incarnata* of that area. The Rafinesque name, however, is provisional and invalid, having no priority as either a genus or species.

The genus *Fleischmannia* was named by Schultz-Bipontinus in honor of his teacher at Erlangen, Hon. Prof. Dr. Gottfried Fleischmann.

The following 79 species are recognized in the genus:

- Fleischmannia aequinoctialis* (B. Robinson) R. King & H. Robinson, Ecuador.
- Fleischmannia allenii* R. King & H. Robinson, Panama.
- Fleischmannia anisopoda* (B. Robinson) R. King & H. Robinson, Guatemala.
- Fleischmannia antiquorum* (Standley & Steyerl.) R. King & H. Robinson, Guatemala.
- Fleischmannia arguta* (H.B.K.) B. Robinson, Mexico, Guatemala, Honduras, Nicaragua, Costa Rica?
- Fleischmannia bergantinensis* (V. Badillo) R. King & H. Robinson, Venezuela.
- Fleischmannia blakei* (B. Robinson) R. King & H. Robinson, Honduras.
- Fleischmannia bohlmanniana* R. King & H. Robinson, Guatemala.
- Fleischmannia bridgesii* (B. Robinson) R. King & H. Robinson, Bolivia.
- Fleischmannia capillipes* (Benth. ex Oersted) R. King & H. Robinson, Mexico, Guatemala, El Salvador, Nicaragua.
- Fleischmannia carletonii* (B. Robinson) R. King & H. Robinson, Honduras.
- Fleischmannia chiriquensis* R. King & H. Robinson, Panama.
- Fleischmannia ciliolifera* R. King & H. Robinson, Honduras.
- Fleischmannia cookii* (B. Robinson) R. King & H. Robinson, Peru.
- Fleischmannia croatii* R. King & H. Robinson, Panama.
- Fleischmannia crocodilia* (Standley & Steyerl.) R. King & H. Robinson, Guatemala.
- Fleischmannia cuatrecasii* R. King & H. Robinson, Colombia.
- Fleischmannia deborabellae* R. King & H. Robinson, Guatemala.
- Fleischmannia dissolvens* (Baker) R. King & H. Robinson, Brazil.
- Fleischmannia ejidensis* (V. Badillo) R. King & H. Robinson, Venezuela.
- Fleischmannia ferreyrii* R. King & H. Robinson, Peru.
- Fleischmannia fragilis* (B. Robinson) R. King & H. Robinson, Peru.
- Fleischmannia gentryi* R. King & H. Robinson, Costa Rica.
- Fleischmannia gonzalezii* (B. Robinson) R. King & H. Robinson, Mexico.
- Fleischmannia granatensis* R. King & H. Robinson, Colombia.
- Fleischmannia guatemalensis* R. King & H. Robinson, Guatemala.
- Fleischmannia harlingii* R. King & H. Robinson, Ecuador.
- Fleischmannia haughtii* R. King & H. Robinson, Colombia.
- Fleischmannia holwayana* (B. Robinson) R. King & H. Robinson, Mexico.
- Fleischmannia hymenophylla* (Klatt) R. King & H. Robinson, Costa Rica, Panama.
- Fleischmannia ignota* (V. Badillo) R. King & H. Robinson, Venezuela.
- Fleischmannia imitans* (B. Robinson) R. King & H. Robinson, Guatemala, El Salvador, Honduras, Nicaragua, Costa Rica.
- Fleischmannia incarnata* (Walter) R. King & H. Robinson, E. United States, Mexico.
- Fleischmannia klattiana* (Hieron.) R. King & H. Robinson, Colombia.
- Fleischmannia laxa* (Gardner) R. King & H. Robinson, Brazil.
- Fleischmannia laxicephala* (Cabrera) R. King & H. Robinson, Brazil.
- Fleischmannia lellingeri* R. King & H. Robinson, Colombia.
- Fleischmannia lithophila* (B. Robinson) R. King & H. Robinson, Peru.
- Fleischmannia lloensis* (Hieron.) R. King & H. Robinson, Ecuador.
- Fleischmannia magdalenensis* (B. Robinson) R. King & H. Robinson, Colombia.
- Fleischmannia marginata* (Poeppig & Endl.) R. King & H. Robinson, Peru.
- Fleischmannia matudae* R. King & H. Robinson, Mexico.
- Fleischmannia mayorii* (B. Robinson) R. King & H. Robinson, Colombia.
- Fleischmannia mercedensis* (B. Robinson) R. King & H. Robinson, Peru.
- Fleischmannia microstemon* (Cass.) R. King & H. Robinson, Mexico, Central America, West Indies, South America, adventive in Africa.
- Fleischmannia misera* (B. Robinson) R. King & H. Robinson, Colombia, Panama.
- Fleischmannia monagasensis* (V. Badillo) R. King & H. Robinson, Venezuela.
- Fleischmannia multinervis* (Benth.) R. King & H. Robinson, Guatemala, El Salvador.
- Fleischmannia nix* R. King & H. Robinson, Honduras.
- Fleischmannia obscurifolia* (Hieron.) R. King & H. Robinson, Ecuador.
- Fleischmannia panamensis* R. King & H. Robinson, Panama.
- Fleischmannia pastazae* (B. Robinson) R. King & H. Robinson, Ecuador.
- Fleischmannia pennellii* (B. Robinson) R. King & H. Robinson, Colombia.
- Fleischmannia plectranthifolia* (Benth. ex Oersted) R. King & H. Robinson, Costa Rica.
- Fleischmannia polopolensis* (B. Robinson) R. King & H. Robinson, Bolivia.
- Fleischmannia porphyranthema* (A. Gray) R. King & H. Robinson, Mexico.

- Fleischmannia prasiifolia* (Griseb.) R. King & H. Robinson, Argentina, Brazil, Paraguay.  
*Fleischmannia pratensis* (Klatt) R. King & H. Robinson, Mexico, Central America, N South America.  
*Fleischmannia purpusii* R. King & H. Robinson, Mexico.  
*Fleischmannia pycnocephala* (Less.) R. King & H. Robinson, Mexico, Guatemala, El Salvador, Belize, Honduras.  
*Fleischmannia pycnocephaloides* (B. Robinson) R. King & H. Robinson, Guatemala, El Salvador, Honduras, Nicaragua.  
*Fleischmannia remotifolia* (DC.) R. King & H. Robinson, Brazil.  
*Fleischmannia rhodotephra* (B. Robinson) R. King & H. Robinson, Peru.  
*Fleischmannia rivulorum* (B. Robinson) R. King & H. Robinson, Mexico.  
*Fleischmannia saxorum* (Standley & Steyer.) R. King & H. Robinson, Guatemala.  
*Fleischmannia schickendantzii* (Hieron.) R. King & H. Robinson, Argentina, Bolivia.  
*Fleischmannia seleriana* (B. Robinson) R. King & H. Robinson, Mexico.  
*Fleischmannia sideritides* (Benth. ex Oersted) R. King & H. Robinson, Costa Rica, Panama, Ecuador.  
*Fleischmannia sinaloensis* (B. Robinson) R. King & H. Robinson, Mexico.  
*Fleischmannia sinclairii* (Benth. ex Oersted) R. King & H. Robinson, Mexico, Central America to Panama.  
*Fleischmannia sonorae* (A. Gray) R. King & H. Robinson, Arizona, W Mexico.  
*Fleischmannia soratae* (Schultz-Bip. ex B. Robinson) R. King & H. Robinson, Bolivia.  
*Fleischmannia splendens* R. King & H. Robinson, Guatemala.  
*Fleischmannia steyermarkii* R. King & H. Robinson, Venezuela.  
*Fleischmannia tamboensis* (Hieron.) R. King & H. Robinson, Bolivia.  
*Fleischmannia trinervia* (Schultz-Bip.) R. King & H. Robinson, Mexico.  
*Fleischmannia tysonii* R. King & H. Robinson, Panama.  
*Fleischmannia viscidipes* (B. Robinson) R. King & H. Robinson, Guatemala.  
*Fleischmannia yungasensis* (B. Robinson) R. King & H. Robinson, Bolivia.

112. *Sartorina*

*Sartorina* R. King & H. Robinson, *Phytologia* 28: 98. 1974. TYPE: *Sartorina schultzei* R. King & H. Robinson.

Erect to partially decumbent perennial *herbs*, with many branches. *Stems* terete to subquadrangular, slightly striated, densely puberulous. *Leaves* opposite, with long narrow petioles; blades broadly ovate to deltoid, base truncate, margins crenulate to obtusely serrulate, apex short-acute, distinctly trinervate from base. *Inflorescence* terminal on branches, subthyrsoid with subcorymbose branches, pedicels slender, moderately long. *Involucral bracts* ca. 20, subimbricate, in ca. 3 unequal graduated series, persistent, spreading with age, outer bracts ovate, inner bracts oblong; receptacle flat, glabrous. *Florets* ca. 15–22 in a head; corollas white or lavender?, with short, narrowly cylindrical basal tube, limb narrowly funnellform with subcampanulate base, glabrous outside below lobes, veins greatly thickened in tube and throat; cells of limb mostly narrow with sinuous lateral walls, with upper ends projecting as papillae on upper inside surface of throat and on both surfaces of lobes; lobes broadly triangular, with glands on outer surface; anther collar very narrow, cells mostly oblong, with dense transverse annular thickenings on walls; anther appendage shortly oblong, slightly longer than wide; style base slightly enlarged, glabrous; style shaft sparsely pilosulous and stipitate-glanduliferous; style branches linear, densely long-papillose. *Achenes* terete, narrowed below to a point, glabrous, with 5 narrow veins, without black deposits in walls, with large cells forming rather spongy tissue between veins; carpopodium undifferentiated; upper callus slightly swollen and rather spongy; pappus of ca. 15 slender somewhat non-contiguous scabrid persistent bristles, apical cells of bristles sharply acute. *Pollen grains* ca. 18  $\mu\text{m}$  in diameter. Plate 112.

The genus *Sartorina* is unquestionably related to *Fleischmannia*, having the same form of corolla with prolose lobe surfaces, and the same type of anther collar, but is too different in the form of its achene and style shaft to be included in that genus. The sparse hairs and long-stalked glands on the shaft of the style are not equalled in any other member of the Asteraceae and are not present in *Fleischmannia*. The achene lacks both the carbonization and carpopodium that are characteristic of *Fleischmannia*. The lack of carbonization is nearly unique in the tribe. *Fleischmannia* never has even the slight enlargement of the style base seen in *Sartorina*, and has larger denser papillae on the style branches.

In the features that *Sartorina* shares with *Fleischmannia*, the isolation of the subtribe seems to be further accentuated. Unfortunately, the distinct characters of *Sartorina* are not instructive. Both the style shaft and the achene are too unique to suggest convergence or hybridization with any other group in the tribe. The two characters are actually rather freakish in their nature, and the achene is reduced to the point of probable sterility. It is possible that the type of *Sartorina* is the product of a single anomalous event.

It is certainly true that *Sartorina* is known from only a single specimen of somewhat questionable nature. The specimen is from the Schultz-Bipontinus herbarium in



PLATE 112. *Sartorina schultzei* R. King & H. Robinson.—A. Habit,  $\times \frac{2}{3}$ , with separate lower leaf.—B. Head,  $\times 12$ .—C. Corolla showing anthers,  $\times 27$ .—D. Style,  $\times 27$ .—E. Achene,  $\times 27$ .

JACK R. SCHROEDER  
8/1974

the Paris Museum where it was annotated as *Sartoria eupatorioides*, apparently by Schultz-Bipontinus. The genus, as annotated, was never published, and the name *Sartoria* is not now available, being used for a genus of the Fabaceae from the Middle East. The Paris material is obviously a duplicate specimen, with a part of an inflorescence and one lower leaf from an original that must have been destroyed at Berlin. The Paris specimen has a penciled note that we read as follows: "nov. Eupat. genus ob ach & pappus connata," and "*Sartoria* n. g., ach. teretia (non striate) oblonga glabra albida apice in cupulam brevem spongiosam expansa e qua pappus oritur 1 ser pilosa, cap. 22 flora, rec. plana."

Among all the notes on the Paris specimen, there is none giving any collection data, even the country of origin. The relationship of the plant does not allow localization of the plant closer than Tropical America. The only probable clue on the specimen regarding place of origin seems to be the name given to the plant by Schultz-Bipontinus. It seems likely that "*Sartoria*" was intended to honor Carlos Sartorius 1796–1872 who lived at Mirador in Veracruz, Mexico, for most of his life following 1820.

The following single species is recognized in the genus:

*Sartorina schultzii* R. King & H. Robinson, Mexico?

#### SUBTRIBE XI. CRITONIINAE

Critoniinae R. King & H. Robinson, *Phytologia* 46: 447. 1980. TYPE: *Critonia* P. Browne.

Perennial *herbs*, erect or scandent *shrubs*, or small *trees*, unbranched to densely branched, rarely with rosulate or congested basal leaves. *Leaves* mostly opposite, sometimes alternate, usually petiolate with rather short to moderately long petioles, infrequently long-petiolate or sessile; blades entire or serrate to rarely dissected. *Inflorescence* terminal on stems or branches, or lateral, to rarely axillary, usually with corymbose branches, heads clustered, pedicellate or sessile; *involucral bracts* weakly to strongly subimbricate or imbricate, bracts usually graduated in length, inner bracts usually deciduous, at least outermost bracts persistent; receptacle flat to slightly convex, rarely conical, with or without paleae. *Flowers* 1–300 in a head; corollas white to lavender, reddish, or purple, rarely bluish, usually funnellform, sometimes tubular or with campanulate throat, glabrous or sometimes with hairs on inner surface; cells of limb mostly elongate; lobes shortly to longly triangular or oblong, shorter than wide to three times as long as wide, smooth on both surfaces, without stomata on outer surface; anther collar cylindrical, less than 5 times as long as wide, rarely very short, subquadrate cells usually present, at most filling less than lower half, without or with weak annular ornamentation on cell walls; anther appendage often as long as wide or longer, less often half as long as wide or less, rarely essentially lacking (*Ophryosporus*); style base not enlarged, glabrous; style branches filiform or linear to distinctly clavate, mamillate or distally smooth, rarely distinctly short-papillose. *Achenes* prismatic to fusiform, 5-ribbed, micropunctations of achene walls not strongly aligned in transverse bands; carpodium usually distinct, usually without projecting upper rim, sometimes procurrent along ribs of achene, cells small to large, with rather thick to thin walls; pappus usually of many capillary scabrid bristles in one series, with tips not to greatly expanded, apical cells obtuse to sharply acute, pappus infrequently squamiform or lacking. Basic chromosome number  $x = 10$ .

The subtribe Critoniinae is most notable for its lack of three types of structural specialization, lack of papillosity or otherwise shortened cells on the inner surface of the corolla lobes, lack of any enlargement or pubescence at the base of the style, and lack, with minimal exception, of distinct papillosity on the style branches. Also, in the Critoniinae, any annular thickenings in the cells of the anther collar are weak compared to those of most Gypitidinae or Ageratinae. The Critoniinae, as such, might seem to some to be a residuum after the other subtribes have been removed, reminiscent of the broad concept of genus *Eupatorium* in the traditional systems of classification of the tribe. There seem to be some trends through most members of the Critoniinae such as deciduous involucral bracts, however, and many of the genera that

seem superficially very different can be linked by intermediates. At present, the subtribe is viewed as being generally natural, with some important but related subgroups.

The Critoniinae seem thoroughly distinct from the previously discussed subtribes of the Eupatorieae which tend to have persistent and sometimes eximbricate involucre, and which usually have strongly annulate thickenings on the walls of the anther collars. The style branches of the Critoniinae are usually broadened and clavate apically, in a manner reminiscent of the Alomiinae, but the broadened parts in the Critoniinae are more restricted to the tip and flattened, without any significant thickening or rounding on the back.

Actual relationships of the Critoniinae seem to be to the subtribes that follow in this treatment, Praxelinae,

Hebecliniinae, and Neomirandeiinae. The three related subtribes are comparatively small and are not necessarily more phylogenetically significant than some of the individual subgroups of the Critoniinae, nevertheless, each shows distinctive characteristics and internal integrity that make segregation at the subtribal level advantageous. The Praxelinae differ most significantly by the totally deciduous involucre, usually starting with the outermost bracts, and by usually having papillose inner surfaces of the corolla lobes. The Hebecliniinae have more elongate anther collars with more subquadrate cells, a strong tendency for pubescent receptacles, and many members with a chromosome base number of  $x = 16$ . The Neomirandeiinae grow as epiphytes or in humus, and also have longer anther collars and high chromosome base numbers. The epiphytism of the Neomirandeiinae does not seem to be related to that of the one distinctly epiphytic genus of the Critoniinae, *Tuberostyles*. The distinctions of the related subtribes are discussed more fully under their individual treatments.

Some subgroups of the Critoniinae show extreme specializations that might themselves seem to justify subtribal status, but these are linked by intergrading forms. The *Critonia* subgroup, itself, includes *Critonia*, *Critoniadelphus*, *Urbananthus*, and *Adenocritonia*, with various tendencies toward glabrous leaves with internal secretory pockets, tubular corollas, and stramineous involucre bracts, but none of the tendencies are consistent throughout the group, and only the secretory pockets are restricted to it. The large *Koanophyllon* group includes segregate genera such as *Bishovia*, *Lorentzianthus*, *Idiothamnus*, and *Chacoa* of temperate South America, *Nothobaccharis* of Peru, *Ophryosporus* of the Andes, *Sphaereupatorium* and *Santosia* of Brazil, *Grisebachianthus* of Cuba, and the strongly paleaceous *Eupatoriastrum* of Mexico and Central America, with variations toward short anther appendages and eximbricate involucre, but both characters vary, even within *Koanophyllon*. *Fleischmanniopsis* of Mexico and Central America seems rather intermediate between the *Koanophyllon* and *Critonia* groups. Two genera, *Mexianthus* and *Neohintonia* of Mexico, with single-flowered heads in a cluster, are unquestionably closely related to *Koanophyllon*. The Andean group of the Critoniinae, with broadened strap-shaped style branches, reaches its extreme form in *Aristeguietia* which has mostly persistent involucre bracts and one species with a conical receptacle, but the genus seems linked to more typical elements of the subtribe through such genera as *Badilloa*, *Asplundianthus*, *Cronquistianthus*, and *Ophryosporus*. The group of Critoniinae including *Malmeanthus*, *Austrocritonia*, *Steyermarkina*, and *Neocabreria* seems notable as a group only because of their geography, being mostly isolated in the moist areas in and near southern Brazil. The two endemic West Indian genera, *Antillia* of Cuba, and *Eupatorina* of Hispaniola, seem distinctive in their reduced somewhat rosulate or congested basal leaves, but

otherwise relate to other members of the subtribe. Even *Uleophytum*, with its sessile axillary heads, is not discordant in the Critoniinae. If there are unnaturally associated elements in the present concept of the subtribe, they would be small and isolated genera such as *Amboroa* of Peru and Bolivia, with the uniquely greatly expanded tips on their otherwise smooth pappus bristles, *Corethamnium* of Colombia with its narrow corolla throat forming an apparent continuation of the basal tube and its strongly papillose style branches, or the epappose *Tuberostyles*, a specialized epiphyte on Mangroves along the Pacific Coast from Panama to northern Ecuador.

Most members of the Critoniinae have a pappus of many capillary bristles, and were included in the broad concept of *Eupatorium* in older classifications. Some elements with variation in pappus or anther appendages, however, were recognized as distinct. *Mexianthus*, one of two members of the subtribe with broadly squamellose pappus elements, was recognized as distinct, with mention of its single-flowered heads, but *Neohintonia* with similar heads and a capillary pappus, was left in *Eupatorium*. *Amboroa*, with extremely large tips on the pappus bristles, was distinguished, while *Antillia*, with a short fimbriate pappus was described in *Eupatorium*. The distinctive axillary sessile heads allowed distinction of *Uleophytum*, while *Eupatoriastrum* and *Sphaereupatorium* with paleaceous receptacles were sometimes recognized and sometimes not. Completely epappose elements of the subtribe were segregated either in *Tuberostyles* or *Piqueria*, depending on the development of the anther appendages. Those placed in *Piqueria* have proven to be members of the genera *Koanophyllon* and *Ophryosporus* where the pappus form is capillary in other members of the same genera. The pappose forms of *Ophryosporus* were also distinguished in texts, because of their obsolete anther appendages, but were often misidentified as *Eupatorium* in herbaria.

In the course of the present study, more difficulties have been encountered with the Critoniinae than with any other subtribe. Initially, it was hoped that a broad concept of *Critonia* could be applied to include most of the members that had been previously placed in *Eupatorium*. However, as in the case of *Eupatorium*, the prospective recipient of the rest of the subtribe, *Critonia*, proved to be a well-marked and highly natural restricted group itself, unsuitable for expansion. A broader concept failed in other ways as well, since many other elements proved too distinctive to be included, and too artificial in the aggregate. The impression remains of a subtribe with too many segregates for the variation that is seen, and some of the genera were admittedly originally technical in their distinctions for purposes of definability. Still, subsequent reviews of some of these genera, such as *Fleischmanniopsis* (King & Robinson, 1977c) and *Neocabreria* (King & Robinson, 1978c), have shown evidence of strong generic delimitation and confirmed the presence of significant internal variation.

In any case, the impression of over-segregation is a natural result of the size and complexity of the group which lacks variations in more obvious characters. A few species of the subtribe remain unplaced at present, such as *Eupatorium clibadioides* of Brazil, which seems near to but distinct from either of the probable relatives, *Austrocritonia* and *Malmeanthus*. Also, *Critoniella leucolithogena* seems out of place in its genus. Further study might show need for still a few more genera.

The subtribe Critoniinae is widely distributed in the Neotropical Region, but is concentrated in the more moist areas of the range, excluding the Amazon Basin. The members of the subtribe form the predominant element of the tribe in the West Indies, Central America, and the Andes. Most of the Brazilian members of the subtribe are in the moist areas to the south. Only a few members of the *Koanophyllon* group are found in the drier areas in the interior of Brazil where members of the subtribes Gyptidinae, Eupatoriinae, Ageratinae, Ayapaninae, Alomiinae, and Praxelinae are rather common. The Critoniinae

are also rather scarce in the drier parts of Mexico where the Alomiinae seem most common.

The cytology of the Critoniinae seems very uniform as far as is known (R. King et al., 1976). All genera counted have a base of  $x = 10$ , and there seems to be little polyploidy.

Chemistry has been reported for a few genera of the Critoniinae, *Critonia* (Bohlmann et al., 1977b; Fischer et al., 1979), *Bishovia* (Bohlmann et al., 1979d), *Aristeguietia* (Bohlmann et al., 1980c), and *Koanophyllon* (Bohlmann et al., 1981p). It seems interesting that labdane derivatives have been reported from all but the first of the four genera tested, but such compounds are found in many other Eupatorieae. The chemistry of the subtribe does not seem particularly rich. It is a personal opinion that such a subtribe, mostly in more moist areas, will not show the concentrations of secondary metabolites that are found in members of such subtribes as the Gyptidinae or Praxelinae occurring in drier areas with higher water-stress.

KEY TO THE GENERA OF THE SUBTRIBE CRITONIINAE

- 1. Plants rosulate or subrosulate with scapose inflorescences ..... 2
  - 2. Heads with 9–10 flowers; pappus bristles about as long as the corolla; anther appendage vestigial ..... 118. *Ciceronia*
  - 2'. Heads with 30–50 flowers; pappus a low crown of deeply lacinate scales; anther appendage large, nearly as long as wide ..... 117. *Antillia*
- 1'. Plants coarse herbs to small trees, with leafy stems ..... 3
  - 3. Individual heads with 1 flower, aggregated into spherical clusters; leaves mostly alternate ..... 4
    - 4. Pappus of squamellae ..... 132. *Mexianthus*
    - 4'. Pappus of capillary bristles ..... 133. *Neohintonia*
  - 3'. Individual heads with 3 or more flowers; leaves opposite or alternate ..... 5
    - 5. Pappus totally lacking; maritime epiphyte ..... 152. *Tuberostylis*
    - 5'. Pappus usually present ..... 6
      - 6. Leaves distinctly alternate except sometimes at base (see also some specimens of *Koanophyllon myrtilloides* and *K. tatei*) ..... 7
        - 7. Leaves densely spirally inserted, short-petiolate; involucre strongly subimbricate, bracts with strongly scarios margins; stems and leaves without stalked glands; heads sessile in spiciform inflorescences, with 6–8 flowers ..... 126. *Nothobaccharis*
        - 7'. Leaves rather remote, with slender petioles; involucre eximbricate, herbaceous; stems and leaves with numerous stalked glands; heads pedicellate in corymbose inflorescences, with 30–60 flowers ..... 125. *Bishovia*
  - 6'. Leaves mostly opposite or subopposite ..... 8
    - 8. Heads sessile in axils of leaves ..... 150. *Uleophytum*
    - 8'. Heads not sessile in axils of leaves ..... 9
      - 9. Heads with many paleae, with 75–300 flowers ..... 123. *Eupatoriastrum*
      - 9'. Heads with few or no paleae, usually with 4–70 flowers (to 100 in *Aristeguietia*) ..... 10
        - 10. Leaves bipinnately dissected ..... 119. *Eupatorina*
        - 10'. Leaves not dissected, rarely pinnately lobed ..... 11
  - 11. Involucral bracts eximbricate or weakly subimbricate in up to 3 rather irregularly disposed series ..... 12
    - 12. Anther appendage essentially absent, often in form of two separate minute lobes; involucre eximbricate ..... 146. *Ophryosporus*
    - 12'. Anther appendage distinct, one-third as long as wide or longer; involucre weakly subimbricate ..... 13
      - 13. Corolla lobes twice as long as wide, glabrous or subglabrous on outer surface; plants scandent ..... 127. *Santusia*

- 13'. Corolla lobes not distinctly longer than wide, with a dense cluster of glands on outer surface; plants erect or subscandent herbs or shrubs ..... 14
14. Basal tube of corolla constricted, closely investing shaft of style, with throat distinctly expanded near base ..... 130. *Chacoa*
- 14'. Basal tube of corolla broadly cylindrical, not closely investing shaft of style, expanding gradually into funnelform throat ..... 15
15. Heads sessile in dense spherical clusters ..... 124. *Sphaerepatorium*
- 15'. Heads not sessile in dense spherical clusters ..... 16
16. Receptacle usually with some paleae; shrubs with strongly pinnately veined elliptical leaves ..... 131. *Idiothamnus*
- 16'. Receptacle without paleae; herbs or shrubs with pinnately or trinervately veined leaves of various shapes ..... 122. *Koanophyllon*
- 11'. Involucral bracts subimbricate or imbricate in 4 or more graduated series, inner bracts sometimes easily deciduous ..... 17
17. Undersurfaces of leaves and involucral bracts both covered with dense tomentum or densely villous; plants of eastern Cuba ..... 128. *Grisebachianthus*
- 17'. Undersurfaces of leaves and involucral bracts not both densely tomentose or villous ..... 18
18. Anther appendages shorter than wide, truncate to bilobed; style branches often with abruptly enlarged tips ..... 19
19. Corolla with hairs on inner surface; inflorescence with strongly ascending, mostly subopposite to alternate branches; anther appendages bilobed; style branches not clavate at tip ..... 149. *Neocabreria*
- 19'. Corolla usually without hairs on inner surface; inflorescence with numerous spreading opposite branches; anther appendages usually truncate ..... 20
20. Pappus bristles slender, mostly non-contiguous; veins of corolla ending at sinus, not reaching into lobes; anther thecae reddish; inner involucral bracts usually persistent, bracts often whitish ..... 120. *Fleischmanniopsis*
- 20'. Pappus bristles stout, contiguous; veins of corolla extending into lobes; anther thecae not reddish; inner involucral bracts often easily deciduous, bracts never whitish ..... 21
21. Corollas funnelform; leaf blades with few to many hairs ..... 122. *Koanophyllon*
- 21'. Corollas tubular, not wider at lobes than at base; leaf blades without evident hairs ..... 22
22. Leaves with numerous glandular punctations on lower surface; involucral bracts in 7-8 series, 3-4 series of short bracts at base ..... 116. *Adenocritonia*
- 22'. Leaves glabrous, without hairs or glands, sometimes with minute internal secretory cavities showing as translucent spots along or between veins; involucral bracts in 5-6 series ..... 23
23. Filaments of anthers inserted near base of corolla; achenes and corollas glabrous ..... 115. *Urbananthus*
- 23'. Filaments of anthers inserted well above base of corolla; achenes with sparse glands and setulae; corolla lobes glanduliferous on outer surface ..... 114. *Critoniadelphus*
- 18'. Anther appendages about as long as wide or longer, with apices usually rounded, rarely retuse; style branches with abruptly enlarged tips only in some *Critonia* and *Cronquistianthus* ..... 24
24. Leaves viewed against light with translucent or lens-like internal secretory pockets showing as spots between veins, without glandular punctation; coarse shrubs and vines ..... 113. *Critonia*
- 24'. Leaves without translucent secretory pockets, often with glandular punctations ..... 25
25. Style appendages broad and fleshy, 0.25 mm wide or wider at least near tip, often rather strap-shaped and wrinkled when dry; Andean plants ..... 26
26. Achenes glabrous or with non-glandular setulae, without glands ..... 27
27. Inflorescence with mostly alternate ascending branches; involucral bracts pointed; carpodium symmetrical, with little or no upper rim ..... 136. *Aristeguetia*
- 27'. Inflorescence with many spreading opposite branches; involucral bracts rounded apically; carpodium asymmetrical, with distinct upper rim ..... 147. *Cronquistianthus*
- 26'. Achenes with numerous glands, without non-glandular setulae ..... 28
28. Involucral bracts multicostate; carpodium cylindrical with upward extensions along ribs of achene; pappus bristles flattened and smooth on outer surface, especially near base ..... 140. *Grosvenoria*
- 28'. Involucral bracts 2-4-costate; carpodium annuliform or shortly stopper-shaped with a straight upper edge; pappus bristles not flattened on outer surface ..... 139. *Badilloa*
- 25'. Style appendages not prominently broadened, less than 0.25 mm wide ..... 29
29. Pappus bristles with greatly enlarged spinose tips; heads with 50-70 flowers ..... 151. *Amboroo*
- 29'. Pappus bristles without or with only slightly enlarged tips; heads with only 4-35 flowers ..... 30
30. Leaves with numerous yellowish vermiform hairs when young, cells of hairs thick-walled and often multiseriate; corolla with large lobes spreading from the apex of a narrowly cylindrical combined basal tube and throat ..... 141. *Corethamnium*



- 30'. Leaves without yellowish vermiform hairs; corolla with lobes not appearing to spread directly from tube ..... 31
31. Heads all with distinct peduncles which are sometimes elongate ..... 32
32. Inner bracts of involucre persistent; pappus bristles fragile; inflorescence with prominently spreading opposite branches ..... 33
33. Pappus bristles slightly but distinctly broadened at tip; heads with 18–35 flowers; corolla glabrous; Central America ..... 134. *Peteravenia*
- 33'. Pappus bristles not broadened at tip; heads with 10–12 flowers; corolla lobes with glands on outer surface; South America ..... 129. *Lorentzianthus*
- 32'. Inner bracts of involucre easily deciduous; pappus bristles persistent; inflorescence with ascending often alternate branches ..... 34
34. Leaf blades trinervate from base; most heads with large foliose bract at base; Mexico ..... 121. *Verieckia*
- 34'. Leaf blades pinnately veined with ascending veins; heads without foliose bract at base; Brazil and Uruguay ..... 144. *Malmeanthus*
- 31'. Heads at least partly sessile or subsessile in clusters ..... 35
35. Pappus bristles barbellate below and tapering to a smooth point in distal half ..... 138. *Austrocritonia*
- 35'. Pappus bristles without smooth tapering distal halves ..... 36
36. Leaves elliptical with widely spreading pinnate venation ..... 37
37. Leaves stiffly coriaceous, with glands and stout hairs on both surfaces; involucre bracts partly hirtellous; corolla lobes with sclerified caps distally on outer surface; heads with ca. 10 flowers; style appendage wider than thick ..... 143. *Imeria*
- 37'. Leaves thinly coriaceous, with glabrous upper surface and paler lower surface; involucre bracts subglabrous; corolla lobes without sclerified caps; heads with 6–7 flowers; style appendage narrowed above stigmatic area, becoming terete and filiform ..... 142. *Castenedia*
- 36'. Leaves mostly ovate with secondary veins ascending or trinervate ..... 38
38. Corolla with lobes 2–4 times as long as wide, throat with thick mass of hairs inside; tips of pappus bristles distinctly enlarged ..... 148. *Steyermarkina*
- 38'. Corolla lobes about as long as wide, throat glabrous on inner surface; tips of pappus bristles mostly unenlarged ..... 39
39. Carpopodium with thin-walled cells, extending upward along ribs of achene; petioles more than one-third as long as leaf blade; style branches slender and terete above stigmatic area ..... 135. *Critoniella*
- 39'. Carpopodium with numerous small thick-walled cells below; petioles usually less than one-fourth as long as leaf blade; style branches usually slightly flattened and broadened, at least at tip ..... 40
40. Inflorescence with thyrsoid-paniculate branches; most involucre bracts easily deciduous; receptacle strongly convex, subhemispherical; plants scandent ..... 145. *Hughesia*
- 40'. Inflorescence with branches bearing dense glomerulate clusters of heads; most involucre bracts usually persistent; receptacle with flower-bearing surface flat; erect or arching herbs ..... 137. *Asplundianthus*

113. *Critonia*

*Critonia* P. Browne, Civ. Nat. Hist. Jamaica, Ed. 1. 490. 1756. TYPE: *Eupatorium dalea* L.

*Dalea* P. Browne, Civ. Nat. Hist. Jamaica, Ed. 1. 314. 1756. TYPE: *Eupatorium dalea* L., non *Dalea* L. (Leguminosae).

*Wikstroemia* Sprengel, Kongl. Vetensk. Akad. Handl. 167. 1821. TYPE: *Wikstroemia glandulosa* Sprengel (= *Eupatorium dalea* L.), nec. *Wikstroemia* Schrader, 1821, nom. rej. (Theaceae), non *Wikstroemia* Endl., 1833, nom. cons. (Thymelaeaceae).

Coarse *subshrubs* to small *trees* or woody *vines*, sparingly branched. *Stems* terete to quadrangular or hexagonal, striate, often fistulose, glabrous to densely villous. *Leaves* opposite, distinctly petiolate, petioles sometimes broadly winged; blades elliptical to broadly ovate, base acute to subtruncate or hastate, margins entire to serrate, venation pinnate or trinervate from distinctly above base, surfaces without glandular punctations, internally with distinct translucent secretory pockets or dots in areoles between veinlets, sometimes appearing lens-like. *Inflorescences* usually thyrsoid-paniculate, with branches opposite and usually spreading at 90° angles; heads either pedicellate or sessile in often dense clusters; heads usually cylindrical to fusiform. *Involucre bracts* ca. 20–25, subimbricate to weakly imbricate, in 4–6 unequal graduated series, all but outer series easily deciduous, stramineous, ovate to oblong-lanceolate; receptacle flat to slightly convex,



PLATE 113. *Critonia dalea* (L.) DC.—A. Habit,  $\times \frac{1}{3}$ .—B. Head,  $\times 7$ .—C. Corolla showing anthers,  $\times 13$ .—D. Style,  $\times 13$ .—E. Achene,  $\times 13$ .

glabrous. Florets 4–12 in a head; corollas whitish, tubular or narrowly funnelform, glabrous outside or rarely a few glands on lobes; cells of limb elongate with slightly sinuous lateral walls; lobes oblong to long-triangular, erect to slightly spreading, smooth on inner surface, sometimes roughened at tip outside; filament inserted well above base and below middle of corolla; anther collar moderately narrow, with many subquadrate cells

below, oblong cells above, walls inornate or with slight annular thickenings; anther appendages large, scarcely to distinctly longer than wide; style base not enlarged, glabrous; style branches filiform to slightly spatulate, smooth to slightly mamillate. *Achenes* prismatic, 5-ribbed, with or without setulae; carpodium a narrow rim or short cylinder, cells small, subquadrate to rounded, cell walls with confluent thickenings; pappus of 25–35 persistent, scabrid, congested bristles in 1 series, tips slightly enlarged and more densely scabrid, apical cells usually acute. *Pollen grains* ca. 18–23  $\mu\text{m}$  in diameter. Plate 113.

The genus *Critonia* was one of the earliest proposed in the tribe Eupatorieae, dating from only three years after Linnaeus' *Species Plantarum*. The genus is one of the many usually placed in the synonymy of *Eupatorium* because of the presence of a pappus of many capillary bristles, but *Critonia* was recognized as distinct by some authors during the first century after its description, especially by DeCandolle (1836). DeCandolle seemed to understand the genus rather well, citing the tendency for smooth opposite leaves, shrubby habit, unenlarged style bases, 3–5 flowers in the head, imbricate involucre, and even the pellucid punctations caused by the internal secretory pockets in the leaves. The present concept differs from that of DeCandolle in no significant way except being broadened to include such species as *Eupatorium morifolium* of Miller, having less smooth leaves and up to twelve flowers in the heads.

There was some confusion in the early application of the name *Critonia*. The name was initially a substitute in the errata of Patrick Browne's work (1756) for the name *Dalea* used in the text. Browne also provided an illustration that was misleading, seeming to show such features as branched pappus bristles. Lacking knowledge of true *Eupatorium dalea* of Linnaeus, on which the genus was based, Gaertner (1791) interpreted *Critonia* as an older name for *Kuhnia*, and Cassini (1819b), on the basis of some misidentified material, suggested it might be Veronieae. The latter speculations have all proven needless with proper knowledge of the type.

Within the Critoniinae, *Critonia* is most distinctive in the translucent pellucid internal secretory pockets in the areoles of the leaves. Such pockets are found only in *Critonia* and in a more minute scarcely visible form in the two closely related genera, *Urbananthus* and *Critoniadelphus*. It is notable that the three genera with the pockets lack glandular punctations on the leaves. Most of the remaining Critoniinae, including the habitually similar *Adenocritonia* of Jamaica, have glandular punctations on the surfaces of the leaves, and none have internal secretory pockets in the areoles. The two structures appear to be mutually exclusive and presumably serve similar purposes in the plants where they occur. The lack of glands on the leaves does not mean that they are absent from the entire plant. Glandular punctations occur on the backs of the corolla lobes in a few species of *Critonia* such as *C. konzattii*, and they are characteristically numerous on the corolla lobes in *Critoniadelphus*. For this reason, the presence of numerous glands on *Adenocritonia* is a basis for distinction, but does not preclude close relationship.

The translucent pockets remain a character useful in a key only for *Critonia*. In the genus they are visible with a hand-lens when holding a leaf against the light. In some like *C. morifolia* the spots are small and numerous, but in the typical subgroup the spots can be seen without a hand-lens. In *C. stigmatica* of Hispaniola, the spots themselves look like small lenses in the center of each areole of the leaf. The pockets were the basis for the name of the latter species. Only in the small *C. billbergiana*–*C. eggersii* group of smaller-leaved vines are the pockets not evident. The secretory pockets, in contrast, are not sufficiently obvious in either *Urbananthus* or *Critoniadelphus* to use as a key character, only as a phyletic one.

The two most closely related genera can both be distinguished from *Critonia* by their short anther appendages. Each also has other distinctions. *Urbananthus* has glabrous achenes, anther filaments inserted near the base of the corolla, and shorter more abrupt broadened tips on the style branches. *Critoniadelphus* has slender-tipped pappus bristles, shorter corolla lobes, and a number of glands on the backs of the corolla lobes.

We have not established subgeneric divisions in *Critonia*, but some rather well-defined groups occur in the genus. Most evident is the typical element with very narrow bases on the achenes with small carpodia, and larger secretory pockets in the leaves. The other large group includes the lianas such as *C. billbergiana* and coarse or scandent subshrubs or shrubs such as *C. quadrangularis* and *C. morifolia* having larger carpodia and smaller secretory pockets. Two species with distinctive hastate leaves have many individually distinctive features. *Critonia peninsularis* of Baja California has a distinctive oblong anther appendage with many thickenings on the walls of the cells. *Critonia spiniciaefolia* has unusually long pedicellate heads, and the nodes of the inflorescence usually have numerous extra branches arising from the axils of the leaves, sometimes forming a fan of up to seven branches at a node.

*Critonia* occurs throughout most of the range of the subtribe from Mexico and the Greater Antilles south to Argentina in South America. The broader distribution is shown by the *C. morifolia* group, while the typical element is limited to the West Indies and Central America. The closely related genera, *Critoniadelphus* and *Urbananthus* both occur within the range of the typical element of *Critonia*, but in different areas from each other. The first is restricted to Central America, while the latter occurs in restricted localities in Jamaica and southcentral Cuba.

The following 40 species are recognized in the genus:

- Critonia arachnoidea* (Legn.) R. King & H. Robinson, Argentina.  
*Critonia aromatisans* (DC.) R. King & H. Robinson, Cuba, Dominican Republic.  
*Critonia bartlettii* (B. Robinson) R. King & H. Robinson, Belize, Guatemala.  
*Critonia billbergiana* (Beurl.) R. King & H. Robinson, Costa Rica, Panama.  
*Critonia breedlovei* R. King & H. Robinson, Mexico.  
*Critonia campechensis* (B. Robinson) R. King & H. Robinson, Belize, Mexico (Yucatan).  
*Critonia konzattii* (Greenman) R. King & H. Robinson, Mexico.  
*Critonia dalea* (L.) DC., Jamaica.  
*Critonia daleoides* DC., Mexico, Central America to Panama.  
*Critonia dominicensis* R. King & H. Robinson, Lesser Antilles.  
*Critonia eggersii* (Hieron.) R. King & H. Robinson, Ecuador.  
*Critonia eriocarpa* (B. Robinson & Greenman) R. King & H. Robinson, Mexico.  
*Critonia hebebotrya* DC., Mexico, Guatemala, El Salvador, Costa Rica.  
*Critonia hemipteropoda* (B. Robinson) R. King & H. Robinson, Mexico (Yucatan).  
*Critonia heteroneura* Ernst, Colombia, Venezuela.  
*Critonia hospitalis* (B. Robinson) R. King & H. Robinson, Mexico.  
*Critonia iltisii* R. King & H. Robinson, Mexico, Guatemala.  
*Critonia imbricata* Griseb., Cuba.  
*Critonia inaequidens* (Urban) R. King & H. Robinson, Dominican Republic, Haiti.  
*Critonia lanicaulis* (B. Robinson) R. King & H. Robinson, Guatemala, Belize.  
*Critonia laurifolia* (B. Robinson) R. King & H. Robinson, Costa Rica.  
*Critonia lozanoana* (B. Robinson) R. King & H. Robinson, Mexico.  
*Critonia macropoda* DC., Trinidad.  
*Critonia magistri* (L. O. Williams) R. King & H. Robinson, Guatemala, Belize.  
*Critonia megaphylla* (Baker) R. King & H. Robinson, Argentina, Brazil, Paraguay.  
*Critonia morifolia* (Miller) R. King & H. Robinson, Mexico, Guatemala, Belize, El Salvador, Honduras, Nicaragua, Costa Rica, Panama, Colombia, Venezuela, Ecuador, Peru, Bolivia, Brazil.  
*Critonia naiguatensis* (V. Badillo) R. King & H. Robinson, Venezuela.  
*Critonia nicaraguensis* (B. Robinson) R. King & H. Robinson, Nicaragua.  
*Critonia parviflora* DC., Jamaica.  
*Critonia peninsularis* (Brandegge) R. King & H. Robinson, Mexico.  
*Critonia platychaeta* (Urban) R. King & H. Robinson, Jamaica.  
*Critonia portoricensis* (Urban) Britton & P. Wilson, Puerto Rico.  
*Critonia pseudo-dalea* DC., Cuba.  
*Critonia quadrangularis* (DC.) R. King & H. Robinson, Mexico, Guatemala, El Salvador, Nicaragua.  
*Critonia sexangularis* (Klatt) R. King & H. Robinson, Guatemala, Honduras, Nicaragua, Costa Rica.  
*Critonia spinaciaefolia* (DC.) R. King & H. Robinson, Mexico.  
*Critonia stigmatica* (Urban & E. Ekman) R. King & H. Robinson, Haiti.  
*Critonia thyrsgera* (Hieron.) R. King & H. Robinson, Colombia.  
*Critonia thyrsoides* (Mociño ex DC.) R. King & H. Robinson, Mexico, Honduras, Nicaragua.  
*Critonia tuxtlae* R. King & H. Robinson, Mexico.

#### 114. *Critoniadelphus*

*Critoniadelphus* R. King & H. Robinson, *Phytologia* 22: 52. 1971. TYPE: *Eupatorium nubigenum* Benth.

Erect shrubs to small trees, moderately and laxly branched. Stems terete to subhexagonal, not to scarcely striated, glabrous to minutely puberulous. Leaves opposite, with short distinct petioles; blades elliptical to broadly lanceolate, margin entire to serrulate, pinnately veined, without glandular punctations, with obscure internal translucent secretory pockets in areoles between veinlets. Inflorescences pyramidally paniculate; heads short pedicellate or in sessile groups of 2–5; heads cylindrical to narrowly campanulate. Involucral bracts 25–30, strongly subimbricate to imbricate in 5–6 unequal graduated series, stramineous, orbicular to oblong, 2–4-costate, glabrous, inner bracts deciduous; receptacle flat, glabrous. Florets 3–8 in a head; corollas white, tubular to minimally funnelform, glabrous below lobes; cells of limb mostly elongate with sinuous lateral walls; lobes equilaterally triangular, smooth on inner surface, with glandular punctations clustered on outer surface; filaments inserted well above base and below middle of corolla; anther collar rather long-cylindrical, cells mostly subquadrate below, oblong above, cell walls with little or no ornate thickenings; anther appendage rather short-oblong, slightly but distinctly shorter than wide; style base not enlarged, glabrous; style branches distinctly broadened in distal fourth, flattened, mostly mamilliose, becoming smooth apically. Achenes prismatic, 5-ribbed, sparsely setuliferous and glanduliferous; carpodium symmetrical, short-cylindrical, with slight upper margin when dried, cells minutely subquadrate, in 10–12 series, with thickened walls; pappus of ca. 30–35 scabrid contiguous persistent bristles in 1 series, not broadened distally, apical cells acute. Pollen grains ca. 22  $\mu\text{m}$  in diameter. Plate 114.



PLATE 114. *Critoniadelphus nubigenus* (Benth.) R. King & H. Robinson.—A. Habit,  $\times \frac{1}{2}$ .—B. Head,  $\times 5$ .—C. Corolla outer surface,  $\times 10$ .—D. Corolla inner surface with anthers,  $\times 10$ .—E. Anther,  $\times 16$ .—F. Style,  $\times 10$ .—G. Achene,  $\times 10$ .

*Critoniadelphus* is part of the small closely related group containing *Critonia*, *Urbananthus*, and apparently *Adenocritonia*. All share a shrubby broad-leaved habit, stramineous involucre with numerous deciduous inner bracts, and narrow corollas. The first three have internal translucent secretory pockets in the areoles of the leaves, though these are prominent only in *Critonia*. *Critoniadelphus* differs from *Critonia* in its more obscure secretory pockets, the slender tips on the pappus bristles, the glands on the backs of the corolla lobes and on the achenes, and the anther appendages which are slightly shorter than wide. The genus differs from *Urbananthus* by the presence of any glands and by having the anther filaments inserted well above the base of the corolla. *Adenocritonia* differs by the densely glanduliferous leaves and flowers and by the much shorter anther appendages.

In a number of its characters, *Critoniadelphus* appears to be rather transitional between the *Critonia* group and some of the other genera of the Critoniinae such as *Fleischmanniopsis*, and one species of the latter genus was named *Eupatorium nubigenoides* by B. Robinson for its resemblance to the type species of *Critoniadelphus*. *Fleischmanniopsis* does not seem very closely related, however. The latter differs in the trinervate to subtrinervate venation of the leaves, the usually persistent inner involucre bracts, the pollen grains only 18–20  $\mu\text{m}$  in diameter, the slight but distinct annulation of the anther collar cell walls, the nearly glabrous corolla lobes, the veins of the corollas not reaching into the lobes, the anthers being pinkish with much shorter apical appendages, the carpodium being

pale and tapering with a sharp upper rim, the ribs of the achene being narrower without evident cortication, and the pappus bristles being slender and somewhat non-contiguous.

The two species of *Critoniadelphus* both have obvious enlarged tips on the style branches, more than in any species of *Critonia* except *C. hospitalis*. In spite of the similarity in style branches, *C. hospitalis* is a member of the typical group in *Critonia* and is not closely related to *Critoniadelphus*. The fact that the latter species and the two species of *Critoniadelphus* were all reduced to synonymy under *Eupatorium nubigenum* by Williams (1975) does not seem particularly significant, since type material had not been seen, and since Williams in the same paper redescribes material of *Critoniadelphus microdon* as a separate species, *Eupatorium lucentifolium*.

The genus *Critoniadelphus* is native to northern Central America and southern Mexico. A key to the species has been provided by King and Robinson (1971*g*). Of the two species, *C. nubigena* seems rather common, while *C. microdon* is known from only about three collections.

The name *Critoniadelphus*, with the Greek suffix *adelphus* (= brother), indicates the close relationship to the genus *Critonia*.

The following two species are recognized in the genus:

*Critoniadelphus microdon* (B. Robinson) R. King & H. Robinson, Mexico, Guatemala.

*Critoniadelphus nubigenus* (Benth.) R. King & H. Robinson, Mexico, Guatemala, Honduras, El Salvador.

### 115. *Urbananthus*

*Urbananthus* R. King & H. Robinson, Phytologia 22: 55. 1971. TYPE: *Eupatorium critoniforme* Urban.

Erect *shrubs* or small *trees*, moderately and laxly branched, glabrous except sometimes in branches of inflorescence and margins of involucre bracts. *Stems* terete, slightly striated. *Leaves* opposite, petiolate; blades elliptical, acute to acuminate at base, margins entire to subserrulate, apices shortly to longly acuminate, venation with moderately to rather strongly ascending secondaries, sometimes subtrinervate from well above base, areoles with obscure internal translucent secretory pockets. *Inflorescence* pyramidally paniculate; heads short-pedicellate or in sessile groups of 2–6; heads cylindrical to narrowly campanulate. *Involucre bracts* ca. 20–30, in 5–6 unequal graduated series, stramineous, orbicular to oblong, inner bracts deciduous; receptacle usually slightly convex, glabrous. *Florets* 4–10 in a head; corollas white, tubular, glabrous; cells of limb elongate with sinuous lateral walls; lobes oblong to oblong-ovate, mostly erect, smooth on inner surface; filaments inserted near base of corolla; anther collars cylindrical, cells mostly subquadrate, short-oblong above, walls with little or no ornate thickening; anther appendages short, slightly but distinctly shorter than wide, rounded; style base not enlarged, glabrous; style branches with minutely spatulate tips, mamillate except at tips. *Achenes* prismatic, 5-ribbed with somewhat thickened ribs, glabrous; carpodium distinct, without distinct upper margin, symmetrical, short-cylindrical to stopper-shaped, cells minutely subquadrate to short-oblong, in 7–8 series, with moderately thickened walls; pappus of ca. 30 scabrid persistent contiguous bristles in 1 series, not broadened at tips, apical cells acute. *Pollen grains* ca. 19  $\mu\text{m}$  in diameter. Plate 115.

*Urbananthus* seems to represent the extreme element in the related group containing *Critonia*, *Critoniadelphus*, and *Adenocritonia*. *Urbananthus* is almost totally gla-

brous, and definitely lacks glandular punctations on any part. The genus has internal translucent secretory pockets in the areoles of the leaves, as in *Critonia*, but the pockets



JACK P. SCHROEDER  
6/1971

PLATE 115. *Urbananthus critoniformis* (Urban) R. King & H. Robinson.—A. Habit,  $\times \frac{3}{8}$ .—B. Head,  $\times 7$ .—C. Corolla showing anthers,  $\times 12$ .—D. Style,  $\times 12$ .—E. Achene,  $\times 12$ .

are small and obscure, not being useful as a key character. *Urbananthus* differs from *Critonia*, and is like *Critoniadelphus*, in the pappus bristles without broadened tips and the anther appendages slightly but distinctly shorter

than wide, but the genus is unique in the subtribe and nearly unique in the tribe by the insertion of the anther filaments near the base of the corolla.

In spite of the clear distinction in detail, the species of

*Urbananthus* closely resemble *Critonia*. The type species of *Urbananthus* is sympatric in Jamaica with the type species of *Critonia*, and was not distinguished from it until Urban (1900) noted the comparative lack of pellucid or translucent dots in the leaves. More recently, a plant described by Adams (1971) as a variety of the type species of *Urbananthus* has proven to be the very distinct *Adenocritonia* having densely glanduliferous leaves and anther filaments inserted well above the base of the corolla.

The genus *Urbananthus* is known only from the Greater Antilles. Though the two species occur on different islands, the Trinidad Mountains in southcentral Cuba are the closest part of that island to the island of Jamaica.

The two species are quite different in superficial appearance, with *U. pluriseriatus* of Cuba having much stronger more ascending lower secondary veins and a longer acuminate tip on the leaves.

The name *Urbananthus* is in honor of Ignatz Urban, author of the type species and noted worker in the West Indian flora in the early part of this century.

The following two species are recognized in the genus:

*Urbananthus critoniformis* (Urban) R. King & H. Robinson, Jamaica.

*Urbananthus pluriseriatus* (B. Robinson) R. King & H. Robinson, Cuba.

### 116. *Adenocritonia*

*Adenocritonia* R. King & H. Robinson, *Phytologia* 33: 281. 1976. TYPE: *Adenocritonia adamsii* R. King & H. Robinson.

Erect *shrubs*, with moderate branching. *Stems* terete, becoming striate when dry, sparsely puberulous. *Leaves* opposite, with slender petioles; blades ovate, subtrinervate from well above base, with a few other equally ascending secondary veins, base and apex narrowly acuminate and entire, intervening margin serrulate to serrate, undersurface densely glandular-punctate. *Inflorescence* a broad corymbose cyme with densely corymbose branches; heads shortly pedicellate or sessile in fascicles of 2–3. *Involucral bracts* strongly subimbricate in 6–7 strongly unequal series, lower bracts densely congested in 3–4 slightly spreading series, persistent, broadly ovate, inner bracts 12–15 in 3–4 series, erect-spreading and somewhat deciduous, narrowly oblong, exposed surfaces of all bracts usually with glandular punctations; receptacle slightly convex, glabrous. *Florets* 5 in a head; corollas white?, tubular, base slightly inflated, glabrous outside below lobes; cells of throat elongate with sinuous lateral walls; lobes ovate-triangular, about as long as wide, inner surface smooth with short-oblong cells, outer surface with numerous glands; anther filament inserted well above base and below middle of corolla; anther collars cylindrical, cells subquadrate below, without ornate thickenings on walls, cells short-oblong above, with some weak annular thickenings on walls; anther appendages short, half as long as wide, truncate; style base not enlarged, glabrous; style branches distinctly and shortly spatulate at tip. *Achenes* prismatic, 5-ribbed, with ribs slightly corticated, sides glabrous or sparsely glanduliferous; carpodium short-cylindrical, without distinct upper margin, cells minutely subquadrate to short-oblong, in 7–8 series, with thickened walls; pappus of ca. 30–35 persistent contiguous scabrid bristles in 1 series, not noticeably broadened at tips, apical cells acute. *Pollen grains* ca. 20  $\mu\text{m}$  in diameter. Plate 116.

*Adenocritonia* generally resembles members of the genera *Critonia*, *Urbananthus*, and *Critoniadelphus*, and it has tubular corollas similar to those seen in many species of the latter genera. *Adenocritonia* is also an endemic of Jamaica, where members of both *Critonia* and *Urbananthus* are common. The similarity is sufficient to have caused Adams (1971) to treat material of *Adenocritonia* as only a variety of the type species of *Urbananthus* which is also from Jamaica. The combined species concept of Adams was defined by its long-acuminate leaves with translucent lines accompanying the veins only, and by the cylindrical corolla with very short lobes. The only cited difference of the variety was the pubescence of the inflorescence. Neither the literature nor any superficial examination would have suggested that the plant was necessarily even specifically distinct.

Detailed examination of material has resulted in a completely different impression of the plant, and led to the establishment of the genus *Adenocritonia* (King & Robinson, 1976b). The genus continues to be regarded at present as a rather close relative of *Critonia* and *Urbananthus*, but the distinctions are sufficient to place even that in some doubt.

It is the numerous glandular punctations on the leaves, after which *Adenocritonia* is named, that are most significant. Such glands are totally lacking on the leaves in the related group of *Critonia*, *Urbananthus*, and *Critoniadelphus*, where there are internal translucent secretory pockets between or along the leaf veins. In spite of the suggestion of identical structure by Adams (1971), the leaves of true *Urbananthus* have such pockets while those of *Adenocritonia* lack them. The two structures seem to be





PLATE 116. *Adenocritonia adamsii* R. King & H. Robinson.—A. Habit,  $\times \frac{1}{2}$ .—B. Head,  $\times 6$ .—C. Corolla outer surface,  $\times 12$ .—D. Corolla inner surface with anthers,  $\times 12$ .—E. Anther,  $\times 18$ .—F. Style,  $\times 12$ .—G. Achene,  $\times 12$ .

mutually exclusive, and probably represent alternative mechanisms, and are a sufficiently significant basis for exclusion of *Adenocritonia* from the immediate relationship of *Critonia* or *Urbananthus*.

Some other differences cause further doubt regarding the placement of *Adenocritonia*. The anther appendages are much shorter than those in any members of the immediate *Critonia* group, and more like those in such Critoniinae as *Fleischmanniopsis* and more typical members of *Koanophyllon* which have their closest occurrence in Central America. The inner involucre bracts of *Adenocritonia* are also more persistent than those of the immediate *Critonia* group, and more like those of *Fleischmanniopsis*. On the basis of limited material, *Adenocritonia* also seems to differ from *Critonia*, *Urbananthus*, and *Critoniadelphus* by not having a pyramidally paniculate inflorescence. The ribs of the achenes furnish a final differ-

ence, not being thickened by any cortication as in the immediate *Critonia* group.

A distinct but not necessarily phyletically significant feature of *Adenocritonia* is the many series of short involucre bracts at the base of the head. From *Urbananthus*, the genus differs in particular by its anther filaments inserted well above the base of the corolla, by the glands on its achenes and corolla lobes, and by the more strongly trinervate leaves.

*Adenocritonia* is known from the type series and from one older collection. The genus seems to have a restricted distribution in the gorge of the Stony River near Nanny Town in the Portland district of Jamaica.

The following single species is recognized in the genus:

*Adenocritonia adamsii* R. King & H. Robinson, Jamaica.

### 117. *Antillia*

*Antillia* R. King & H. Robinson, Phytologia 21: 398. 1971. TYPE: *Eupatorium brachychaetum* B. Robinson.

Erect subrosulate perennial *herbs*, subscapose, unbranched or with occasional short branches. *Stems* terete, weakly striated. *Leaves* mostly opposite, indistinctly short-petiolate; blades oblanceolate with tapering base, margins crenate-lobate, minutely glandular-punctate below, with ascending pinnate venation, veins and veinlets whitish and sparsely pilosulous on lower surface. *Inflorescence* scapose, with few ascending mostly elongate branches above; heads broadly campanulate. *Involucre bracts* ca. 25, eximbricate to very weakly subimbricate, in 2-3 mostly subequal series, a few shorter outer bracts, persistent, bracts oblong-lanceolate; receptacle slightly convex, glabrous. *Florets* ca. 40-50 in a head; corollas white?, funnellform, with scattered minute glands and short rather pointed hairs on outer surface of throat and lobes; cells of limb oblong with slightly to strongly sinuous lateral walls; lobes triangular, slightly longer than wide, smooth on both surfaces; anther collar cylindrical, with many subquadrate cells below, oblong cells above, cell walls with slight annular thickenings; anther appendage large, oblong, blunt, as long as wide; style base not enlarged, glabrous; style branches narrowly linear, slightly broader at tip, mamilllose except at tip. *Achenes* prismatic, 7-8-ribbed, setuliferous mostly on ribs; carpodium distinct, symmetrical, short-cylindrical or annuliform, with 2-3 series of rather small subquadrate cells, cell walls slightly thickened; pappus a short crown of deeply lacinate scales, marginal cells of scales acute. *Pollen grains* ca. 19  $\mu$ m in diameter. Plate 117.

Three monotypic West Indian genera of the Critoniinae, *Antillia*, *Ciceronia*, and *Eupatorina*, are among the comparatively few members of the Eupatorieae having congested or rosulate leaves basally or intermittently along the stems. In the two genera, *Antillia* and *Eupatorina*, where the leaves are sufficiently separated, they prove to be further distinct by being opposite, those of other rosulate members of the Eupatorieae being spirally inserted. The leaves in *Ciceronia* are too densely inserted to see any tendency toward opposite positions, but the present placement of the genus would suggest such a tendency is present.

The reduced habits with congested leaves, and the distribution in the Greater Antilles furthers the impression that *Antillia*, *Ciceronia*, and *Eupatorina* are closely related to each other. This is not very certain, however, since

each genus has distinctive features and each is separated geographically within the islands where they occur. *Eupatorina* of Hispaniola, with its dissected leaves, seems particularly remote. It is the two Cuban genera, *Antillia* and *Ciceronia*, that seem most alike, with oblanceolate leaves furnishing an almost Chaptalian appearance, achenes with more than five ribs, and involucre that are only weakly subimbricate or eximbricate. *Antillia* of central Cuba differs from *Ciceronia* of eastern Cuba by the more reduced pappus, the longer anther appendages, the more funnellform corollas, the presence of a carbonized layer in the achene wall, and the less condensed insertion of the leaves. In *Antillia*, the clusters of leaves are occasionally separated by quite long internodes.

In view of the structure of the pappus in *Antillia*, the placement of the species in *Eupatorium* by B. Robinson



PLATE 117. *Antillia brachychaeta* (B. Robinson) R. King & H. Robinson.—A. Habit,  $\times \frac{1}{2}$ .—B. Head,  $\times 6$ .—C. Corolla showing anthers,  $\times 18$ .—D. Style,  $\times 18$ .—E. Achene,  $\times 18$ .

(1916) is inexplicable. The seven to eight ribs on the achene are also in conflict with the traditional broad concept of the genus *Eupatorium*.

*Antillia* is known only from the Trinidad Mountain area in southern Santa Clara Province of central Cuba.

The generic name *Antillia* derives from the geographical name Antilles that refers to the West Indies.

The following single species is recognized in the genus:

*Antillia brachychaeta* (B. Robinson) R. King & H. Robinson, Cuba.

### 118. *Ciceronia*

*Ciceronia* Urban, Repert. Spec. Nov. Regni Veg. 21: 324. 1925. TYPE: *Ciceronia chaptalioides* Urban.

Perennial rosulate herbs, with or without some branching in basal rosette. Stems extremely short, not obvious. Leaves densely inserted, spiralled or perhaps partially opposite; blades oblanceolate, narrowed below to a slender narrowly winged base, margins lobate-crenate, venation pinnate, upper surface dark green, appressed pilosulous, white-tomentose below. Inflorescence longly and abruptly scapose, with few slender branches distally, pedicels slender and rather elongate. Involucral bracts ca. 10, weakly subimbricate, in ca. 3 subequal series, persistent, oblanceolate to elliptical, obtuse; receptacle flat, glabrous. Florets 9–10 in a head; corollas lavender, with short broad basal tube shortly constricted above, throat broadly and shortly funnelform with slightly campanulate base, with scattered glandular punctations on outer surface, dense on outer surfaces of lobes; cells of limb short-oblong with firm non-sinuous walls; lobes triangular, about as long as wide, smooth on both surfaces; anther collar cylindrical, with mostly short-oblong cells, cell walls not or scarcely ornamented; anther appendage small, blunt, half as long as wide; style base not enlarged, glabrous; style branches with stigmatic portion slightly broadened, style appendages slightly narrowed and mamillate above stigmatic portion, slightly broadened distally and becoming smooth at tip. Achenes prismatic, with ca. 8 ribs and 5 major angles, densely setuliferous mostly on ribs, glandular-punctate mostly between ribs, carbonization and minute internal punctations of achene wall apparently absent; carpopodium distinct, with slight upper rim, symmetrical, short cylindrical, cells short-oblong in 3–5 series, with evenly thickened porose walls; pappus of ca. 45 persistent bristles, with tips of teeth and apical cells blunt. Pollen grains ca. 23  $\mu\text{m}$  in diameter. Plate 118.

Unlike most members of the subtribe Critoniinae, including those considered here as most closely related, *Ciceronia* has been spared inclusion in the broad concept of the genus *Eupatorium*. However, this may have been because of the comparatively limited attention given to this monotypic genus endemic to eastern Cuba. Certainly, the short anther appendage that caused Urban (1925) to place the genus in the Piqueriinae is not short enough to be unusual among species once placed in *Eupatorium*, being half as long as wide. The appendage in *Ciceronia* does not approach the degree of reduction seen in *Ophryosporus* with which Urban compared his genus, and though the two genera prove to belong to the same subtribe, they do not seem particularly closely related within the Critoniinae.

Urban (1925) also compared *Ciceronia* with *Trilisa* with which it shares a rosulate habit and 8–10 ribs on the achenes, and the habit may have been the most significant character cited by Urban. The basal rosette of *Ciceronia* is definitely one of the most highly developed in the tribe, being equalled in its abruptly scapose inflorescence only by *Litrisa* of the Liatrinae and *Bishopiella* of the Gypti-

dinae. *Ciceronia* differs from such rosulate genera by its smooth corolla lobes and simple distally broadened style branches, traits of the Critoniinae. The rosulate habit of *Ciceronia* seems to be related more to the subrosulate forms of *Antillia* and *Eupatorina* in the Critoniinae which are marked by opposite leaves.

*Ciceronia* seems most closely related to *Antillia*, also of Cuba, and *Eupatorina* of Hispaniola. Of these, *Eupatorina* seems least close, being easily distinguished by its dissected leaves, its less well-defined rosette, and its more subimbricate involucre. *Antillia*, with oblanceolate leaves, seems closer to *Ciceronia*, but the differences are still sufficient to cause some doubt. *Ciceronia* has a sharply distinct rosette unlike *Antillia*, and has tomentum on the leaf undersurfaces, broader blunt involucral bracts, shorter flaring corolla limbs, a distinctly capillary pappus, and shorter anther appendages. Although the two genera share a higher number of ribs on the achene, the achenes of *Ciceronia* are amply distinct in other features. The setulae are blunt-tipped, there are numerous glands born between the ribs, and the carpopodium is longer with thicker-walled cells. Most interestingly, the limited material examined



PLATE 118. *Ciceronia chaptalioides* Urban.—A. Habit, base,  $\times 1$ .—B. Habit, inflorescence,  $\times \frac{5}{8}$ .—C. Head,  $\times 4$ .—D. Corolla showing anthers,  $\times 16$ .—E. Style,  $\times 16$ .—F. Achene,  $\times 16$ .

seems to indicate that the achenes of *Ciceronia* are among the few in the Eupatorieae having no carbonized deposits or minute internal punctations in the walls.

The material examined of *Ciceronia* shows a rather unusual form of anther filament with the lower part comparatively thick and free standing. The filament becomes abruptly narrower and more tenuous in the collar. Filaments of most Asteraceae have the lower part of the filament thinner or more subject to collapse than the collar.

The genus *Ciceronia* is known only from the Sierra de

Nipe, Rio Piloto area in Oriente Province of eastern Cuba. Only the members of the type series collected by Ekman have been seen during the present study.

As indicated by Urban (1925), the genus was named in memory of "M Tullii Cicero, oratoris romani praestantissimi et auctoris latinitatis optimaee celeberrimi."

The following single species is recognized in the genus:

*Ciceronia chaptalioides* Urban, Cuba.

### 119. *Eupatorina*

*Eupatorina* R. King & H. Robinson, *Phytologia* 21: 396. 1971. TYPE: *Eupatorium sophiaefolium* L.

Erect perennial calcicolous *herbs*, occasionally branched from base. *Stems* terete, striated, grayish puberulous. *Leaves* opposite, larger leaves congested at base, often lacking in older plants, leaves decrescent and increasingly remote above, with narrow petioles; blades deeply bipinnatifid with small rounded to oblong ultimate segments, fern-like, with glandular punctations on undersurface. *Inflorescence* a lax thyrsoid panicle, with branches ending in lax cymes; pedicels slender. *Involucral bracts* ca. 12, moderately subimbricate, in 2-3 unequal graduated series, persistent or with a few deciduous inner bracts, mostly oblong, bicostate, puberulous and glandular-punctate on outer surface; receptacle flat to slightly convex, glabrous. *Florets* 13-20 in a head; corollas blue, lavender, or pale purple, narrowly funnellform, outer surface with numerous glandular punctations mostly on lobes and at slightly constricted top of basal tube; veins of throat ending in sinuses between lobes, not extending into lobes; cells of limb oblong with sinuous lateral walls; lobes triangular, about as long as wide, smooth on both surfaces; anther collar narrow, with subquadrate cells below, elongate cells above, cell walls with slightly beaded thickenings; anther appendage large, slightly wider than long, truncate or rounded apically; style base not enlarged, glabrous; style branches only slightly broadened at tips, mamilllose except at tips. *Achenes* prismatic, 4-5-ribbed, setuliferous on sides; carpopodium distinct, with slight upper rim, symmetrical, annuliform or shortly stopper-shaped, cells subquadrate in 3-5 series, walls slightly thickened; pappus of ca. 40 scabrid persistent contiguous bristles in 1 series, apical cells short-acute. *Pollen grains* ca. 18  $\mu$ m in diameter. Plate 119.

*Eupatorina* of Hispaniola has the general characters that caused its species to be placed early in the genus *Eupatorium* and to be retained there in all the traditional classifications of the tribe. The pappus is of many capillary bristles, the achene has five ribs, and the anther appendage is nearly as long as wide. It was not until the present series of studies that *Eupatorina*, like many other members of the Critoniinae, was first raised to a separate generic status. Still, the genus is strikingly distinctive in characters that are not usually thought of as generic in value, the dissected fern-like leaves and the affinity for calciferous habitats. Closer examination shows other details that support the separation of the genus.

Geography and the subrosulate basal leaves seem to indicate that *Eupatorina* is most closely related to two other monotypic genera of the Critoniinae, *Antillia* and *Ciceronia*, from Cuba. Of the three genera, *Eupatorina* seems to be the most distant, and shows more characters of the typical Critoniinae such as the definitely subimbricate involucre. Viewed alone, a head of *Eupatorina*

looks superficially like that of a small *Koanophyllon*, with the dense glands on the corolla lobes and with slightly enlarged tips on the style branches. Of course, *Koanophyllon* and its close relatives do not have the subrosulate basal leaves or the finely dissected leaf blades like those seen in *Eupatorina*. Corollas with veins ending short of the lobes as in *Eupatorina* are seen in only one other member of the Critoniinae, *Fleischmanniopsis*, of Central America. The latter genus, which follows next in this treatment, differs in details of involucre, pappus, and lack of glands, and is not considered here as closely related.

*Eupatorina* appears to be one of the few calciphiles in the Critoniinae. Certainly, such a habitat preference has not been obvious to us in any other member of the subtribe. Label data indicates that *Eupatorina* often grows at bases of limestone bluffs, often in moist clay. Some labels indicate that plants are sometimes collected from crevices in the rock.

Most collections of the genus seem to be from northern Haiti and the adjacent part of the Dominican Republic.



PLATE 119. *Eupatorina sophiaefolia* (DC.) R. King & H. Robinson.—A. Habit,  $\times \frac{1}{2}$ .—B. Head,  $\times 12$ .—C. Corolla showing anthers,  $\times 24$ .—D. Style,  $\times 24$ .—E. Achene,  $\times 24$ .

A few specimens are from southern Haiti and immediately adjacent Barahona Province. One specimen collected by Liogier, farther east in Puerto Plata Province in the northern part of the Dominican Republic, has somewhat less dissected leaves with larger segments, and has few or no glands on the undersurfaces of the leaves.

The name *Eupatorina* is a diminutive of *Eupatorium*.

The following single species is recognized in the genus:

*Eupatorina sophiaefolia* (L.) R. King & H. Robinson, Haiti, Dominican Republic.

## 120. *Fleischmanniopsis*

*Fleischmanniopsis* R. King & H. Robinson, *Phytologia* 21: 402. 1971. TYPE: *Eupatorium leucocephalum* Benth.

Erect perennial *herbs*, with few to many branches. *Stems* terete to subhexagonal, slightly striated. *Leaves* opposite, with distinct slender petioles; blades ovate-lanceolate, bases acute, margins usually serrate, trinervate from base or subtrinervate with strongly ascending lower secondary veins, without glandular punctations. *Inflorescence* a rather diffuse corymbose to thyrsoid panicle with densely corymbose branchlets; pedicels short. *Involucral bracts* ca. 15–20, strongly subimbricate, in 3–5 strongly unequal graduated series, ovate-lanceolate, often whitish, inner bracts usually persistent; receptacle flat or slightly convex, glabrous. *Florets* 5–10 in a head; corollas white, narrowly funnellform without distinct constriction at top of basal tube, nearly glabrous outside, with few hairs inside near bases of filaments in *F. langmaniae*; cells of limb oblong to linear with sinuous lateral walls; veins reaching only to sinuses between lobes, not extending into lobes; lobes triangular, about as long as wide, smooth on both surfaces, with short papillae only at tips; anther collar slender, with subquadrate cells below, rectangular cells above, cell walls with usually distinct annular thickenings; anther thecae often reddish; anther appendage small, half as long as wide, sometimes retuse at tip; style base not enlarged, glabrous; style branches rather abruptly spatulate at tips, slender bases of appendages short-papillose, becoming mamilllose near tips. *Achenes* prismatic, 4–5-ribbed, ribs with few scabrae or many setulae; carpodium distinct, with distinct upper rim, symmetrical, stopper-shaped, cells small and subquadrate in ca. 8 rows, with thick walls; pappus of ca. 30–40 scabrid, persistent, contiguous to somewhat separated bristles in 1 series, apical cells acute, sometimes distorted. *Pollen grains* ca. 17–20  $\mu\text{m}$  in diameter. Plate 120.

The genus *Fleischmanniopsis* is one of the many segregated from the broad concept of *Eupatorium* during the present series of studies. It includes a small group of Central American species belonging to the Critoniinae, but nevertheless shows a number of details of the florets reminiscent of *Fleischmannia* of the Fleischmanniinae. The initial inclination was to relate the genus closely to the genus *Critonia*, and to regard the group in the Critoniinae as a possible point of departure for the distinctive *Fleischmannia* (King & Robinson, 1971*m*). The shape of the involucre and the expanded tips of the style branches approach the forms seen in *Critoniadelphus*, also of Central America, and the carpodia, pappus, general shape of the corolla, and annular thickenings of the anther collar are like *Fleischmannia*. Although containing some diversity, the genus was originally regarded as somewhat technical in nature, distinguished mostly by a combination of characters. Only the veins of the corolla ending below the lobes seemed particularly unique, occurring elsewhere in the subtribe in only the monotypic *Eupatorina* of Hispaniola. It remained for a later study (King & Robinson, 1977*c*) to show that *Fleischmanniopsis* was more distinct and more diverse than first suspected.

As presently understood, *Fleischmanniopsis* has absolutely no close relationship to *Fleischmannia*. The corollas lack the prurlose cells on the lobes, the externally visible demarcation between the basal tube and the throat, the thickened veins of the corolla throat, and the extension of the veins into the lobes. The style branches are greatly expanded at the tips and very slender below. The anthers are reddish and usually visible through the corolla, and the appendages are short. The heads contain less flowers, and the involucre are more cylindrical and imbricated. Even the anther collars differ in detail, having a few subquadrate cells evident at the base. It seems more logical, on the basis of its characters, to seek the relationships of the Fleischmanniinae elsewhere, perhaps with such subtribes as the Ayapaninae.

The relationship between *Fleischmanniopsis* and the *Critonia* group represented by *Critoniadelphus* is now also considered more remote. This is in spite of the fact that one species of *Fleischmanniopsis* is named *F. nubigenoides* because of its resemblance to the type species of *Critoniadelphus*. *Fleischmanniopsis* does not have the internal secretory pockets in the leaves, its inner involucral bracts are persistent, the cell walls of the anther collars





PLATE 120. *Fleischmanniopsis leucocephala* (Benth.) R. King & H. Robinson.—A. Habit,  $\times \frac{1}{2}$ .—B. Head,  $\times 6$ .—C. Corolla showing anthers,  $\times 13$ .—D. Style,  $\times 13$ .—E. Achene,  $\times 13$ .

are distinctly annulated, the corolla lobes have no glands, the pappus bristles are in a single uncongested series, the ribs of the achene are not broadened by cortication, the carpodium is pale and tapering with a distinct upper rim, the anther appendage is only half as long as wide,

the pollen grains are only 18–20  $\mu\text{m}$  in diameter, the corolla veins end below the lobes, and the leaves have trinervate or subtrinervate rather than pinnate venation.

*Fleischmanniopsis* is presently regarded as rather close to the genus *Koanophyllon* within the Critoniinae. The

lack of glands on the corolla, the reddish anther thecae, the narrower pappus bristles, the slender rather papillose stalks of the style appendages, and the shorter veins of the corolla are among the distinguishing characters of *Fleischmanniopsis*.

The genus *Fleischmanniopsis* would be most notable to the casual observer for the showy white involucre of three of the species. The white inflorescences are very ornamental, and plants are apparently used by natives as decoration on various special days. The whitish involucre are obvious very early in the development of the plants and have caused many specimens to be collected immature. The involucre bracts are greenish rather than white in *F. mendax*, and brownish in *F. nubigenoides*.

The genus is distributed from Mexico southeastward to

El Salvador with the greatest diversity in Guatemala. The key to the species has been provided by King and Robinson (1977c).

The following five species are recognized in the genus:

*Fleischmanniopsis anomalochaeta* R. King & H. Robinson, Guatemala, El Salvador.

*Fleischmanniopsis langmaniae* R. King & H. Robinson, Mexico.

*Fleischmanniopsis leucocephala* (Benth.) R. King & H. Robinson, Mexico, Guatemala.

*Fleischmanniopsis mendax* (Standley & Steyerl.) R. King & H. Robinson, Guatemala.

*Fleischmanniopsis nubigenoides* (B. Robinson) R. King & H. Robinson, Guatemala.

### 121. *Viereckia*

*Viereckia* R. King & H. Robinson, *Phytologia* 31: 118. 1975. TYPE: *Viereckia tamaulipasensis* R. King & H. Robinson.

Erect moderately branched *shrubs*. *Stems* slender and flexuose, terete, scarcely striated, puberulous. *Leaves* opposite, with distinct short petioles; blades deltoid, base truncate or subtruncate, margin serrulate, apex sharply acute, strongly trinervate from base, minutely glanduliferous on both surfaces. *Inflorescence* terminal on branches, with small rather corymbose clusters; heads few, shortly pedicellate, usually with 1–2 distinct spreading foliose bracts immediately below involucre. *Involucral bracts* ca. 20, subimbricate, in 4–5 unequal graduated series, ovate-lanceolate to linear, 2–4-costate, inner series easily deciduous; receptacle slightly convex, glabrous to scarcely puberulous. *Florets* 10–12 in a head; corollas whitish?, narrowly funnelform, glabrous; cells of limb oblong with sinuous lateral walls; lobes long-triangular, about twice as long as wide, smooth on both surfaces; anther collar narrowly cylindrical, cells oblong, with weak but distinct annular thickenings on walls; anther appendages large, oblong-ovate, twice as long as wide; style base not enlarged, glabrous; style branches linear, not broadened distally, mamillate or shortly papillose. *Achenes* prismatic, 5-ribbed, setulae mostly on ribs, a few minute glands at upper end; carpopodium distinct, with distinct upper rim, symmetrical, short-cylindrical, with cells small and subquadrate in 3–5 rows, with distinctly and evenly thickened walls; pappus of ca. 30–35 scabrid slender persistent bristles, slightly broadened distally, apical cells acute. *Pollen grains* ca. 23–25  $\mu\text{m}$  in diameter. Plate 121.

*Viereckia* is one of a number of small genera of the Eupatorieae restricted to limited areas in northern Mexico. Most of the other such genera are members of the Alomiinae, a subtribe that is predominant in the area. Another such genus is the superficially similar *Tamaulipa*, of the Gyptidinae, a subtribe that is mostly in eastern South America. The two subtribes to which *Viereckia* shows any possible relationship, however, the Critoniinae and the Praxelinae, are represented in the area by only fringe elements of larger genera.

Geography and superficial appearance might initially lead one to place *Viereckia* close to *Tamaulipa*, and there has been one unpublished suggestion that *Viereckia* is a hybrid with *Tamaulipa* as one of the parents. *Tamaulipa* differs, however, in its stouter straighter pale stems, its more irregular weakly subimbricate and totally persistent

involucral bracts, its 40–75 flowers in a head, its highly convex to conical receptacle, the shorter externally glanduliferous corolla lobes, and the detailed differences of the achene and carpopodium. Present evidence seems to preclude close relationship.

The imbrication of the involucre with some deciduousness of bracts in *Viereckia* indicates relationship to the subtribal group containing the Critoniinae and Praxelinae. The carpopodium, long anther appendages, and style are like those of *Chromolaena* in the Praxelinae, but *Viereckia* does not have the totally deciduous involucre that is characteristic of that subtribe. In the latter feature, the genus falls technically within the Critoniinae, where closest relationships are not clear.

The suggestion of a hybrid origin for *Viereckia* is not altogether unreasonable. The genus is known from a single



JACK R. SCHROEDER  
10/1974

PLATE 121. *Viereckia tamaulipensis* R. King & H. Robinson.—A. Habit,  $\times \frac{1}{3}$ .—B. Head,  $\times 6$ .—C. Corolla showing anthers,  $\times 10$ .—D. Style with nectary,  $\times 10$ .—E. Achene,  $\times 10$ .

collection in a comparatively well-collected area, which might indicate a single hybrid event. Also, a number of apparent hybrids seem to exist between *Chromolaena* and such Critoniinae as *Koanophyllon* in Mexico and the West Indies. Still, potential parents for such a hybrid are not common in northern Mexico, and *Viereckia* does not have abnormal pollen or other features that might accompany some solitary hybridization events. In the present view, *Viereckia* undoubtedly has some intergeneric hybridization in its past, as do many other if not all elements in the Asteraceae, but the hybridization does not seem very recent.

The few sprigs of *Viereckia* that are available indicate a rather distinctively flexuous shrub with characteristic foliose bracts at the bases of the heads.

The genus is presently known from only the type collection from Jaumave in Tamaulipas, Mexico, at an elevation of 620 m above sea level. Recent efforts to recollect the genus seem to have been unsuccessful.

The name of the genus honors H. W. Viereck, the collector of the type specimen.

The following single species is recognized in the genus:

*Viereckia tamaulipasensis* R. King & H. Robinson, Mexico.

## 122. *Koanophyllon*

*Koanophyllon* Arruda, Diss. Pl. Brazil, 38? 1810. TYPE: *Koanophyllon tinctorium* Arruda.

*Shrubs* or small *trees*, rarely *vines*, with few to many branches. *Stems* terete, striated. *Leaves* opposite, rarely alternate, distinctly petiolate, petioles usually short; blades broadly lanceolate to elliptical, base acute, truncate, or cordate, margins entire to serrate (irregularly lobed in *K. lobatifolium*), venation pinnate to trinervate, surfaces usually with few or no short hairs, rarely densely pubescent, with glandular punctations very sparse to numerous, without internal secretory pockets in areoles. *Inflorescences* pyramidally paniculate to corymbose, pedicels usually short. *Involucral bracts* 7–16, eximbricate to strongly subimbricate, usually weakly subimbricate, in 2–4 unequal to subequal series, mostly spreading at maturity, inner bracts sometimes deciduous; receptacle flat to slightly convex, glabrous, epaleaceous. *Florets* 5 to ca. 20 in a head; corollas usually whitish to greenish yellow, rarely violet, funnellform with broadly cylindrical basal tube; cells of limb narrow with rather sinuous walls; lobes broadly triangular, as wide as long to 1.5 times as long as wide, smooth on both surfaces, with numerous clustered short-capitate glands and sometimes a few hairs on outer surface; anther collar cylindrical, usually with numerous subquadrate cells below, longer cells above, cell walls usually without ornate thickenings, sometimes with annular thickenings, base of collar unsclerotized in *K. albicaule*; anther appendages often wider than long, sometimes very short, apical margin flat to strongly recurved, sometimes longitudinally grooved on middle of inner surface and notched apically; style base not enlarged, glabrous; style branches usually distinctly broadened and becoming smooth apically, without glands. *Achenes* prismatic, 5-ribbed, ribs and upper lateral surfaces bearing setulae, with few or no glands; carpodium distinct, short, stopper-shaped or cylindrical, with slight but distinct upper rim, with small subquadrate cells in 5–10 series, walls slightly thickened; pappus of ca. 30–35 long persistent scabrid bristles, in 1 series, usually rather stout, short in *K. ravenii*, lacking in *K. standleyi*, apical cells of bristles acute. *Pollen grains* ca. 16–22  $\mu\text{m}$  in diameter. Plate 122.

As presently conceived, *Koanophyllon* is the largest genus of the subtribe Critoniinae, and is the center of a complex of additional genera. The group tends to include those members of the subtribe with more weakly subimbricate or eximbricate involucre, and those with much shortened anther appendages, though these features are subject to variation even within *Koanophyllon*. The *Koanophyllon* group, in spite of distinctive trends, does relate to the typical element of the subtribe.

In spite of great variation in many features including habit, *Koanophyllon* is delimited within its related group by the corolla with its broadly cylindrical tube and its short triangular lobes bearing numerous glands on the

outer surface. The pappus bristles are also rather stout and persistent, and the plants are all at least partially opposite-leaved. Most of the segregate genera differ by two or more characters, such as *Eupatoriastrium* with its paleae and very numerous flowers in the heads, and *Fleischmanniopsis* with its short corolla veins and narrower style appendage bases. Three of the related genera have their heads in spherical clusters, *Sphaereupatorium* having paleae intermixed with the flowers, *Neohintonia* having single-flowered heads, and *Mexianthus* having both single-flowered heads and a squamulose pappus. *Nothobaccharis* has spirally inserted leaves and longer scarcely glanduliferous corolla lobes, and *Bishovia* has laxly alter-



PLATE 122. *Koanophyllon villosum* (Sw.) R. King & H. Robinson.—A. Habit,  $\times \frac{1}{5}$ .—B. Head,  $\times 10$ .—C. Corolla showing anthers,  $\times 17$ .—D. Style,  $\times 17$ .—E. Achene,  $\times 17$ .

nate leaves and densely stipitate-glandular pubescence. Other genera differ primarily by single characters that fall outside the definition of *Koanophyllon*. *Grisebachianthus* is densely tomentose or villous on leaf-undersurfaces and involucre; *Lorentzianthus* has slender rather fragile pappus bristles; *Chococ* has a narrow basal tube on the corolla; and *Idiothamnus* has scattered paleae in the heads. Some of the seemingly weaker segregates are strengthened by possession of characteristics that are rare in *Koanophyllon*; *Santosia* having longer non-glanduliferous corolla lobes and also being a vine; *Grisebachianthus* having strongly subimbricate acute-tipped involucre bracts; *Idiothamnus* having strictly pinnately veined leaves; *Ophryosporus* having almost totally obsolete anther appendages, narrower corolla bases, and eximbricate involucre with comparatively few bracts; and *Lorentzianthus* having strongly subimbricate involucre and long slender petioles. Any impression of untidiness in achieving a definable *Koanophyllon* is largely dispelled by the evidence of sharp distinction and sometimes significant internal variation for most of the segregates.

As delimited, *Koanophyllon* shows great variation in a number of characters. In the present series of studies, the genus was initially limited to a typical element with a short usually somewhat reflexed anther appendage with a distinct median groove running up the inner surface (King & Robinson, 1971*bb*). In some species the appendage is divided almost into two separate parts. Most of the species in the early concept have pyramidally paniculate inflorescences. A later study expanded the genus to include a large complex in the West Indies having usually short ungrooved anther appendages and more corymbose inflorescences, and species in South America with longer ungrooved appendages and various forms of inflorescences (King & Robinson, 1975*g*).

Among the species included in the earlier treatment of the genus, *K. simillimum* has an anther appendage almost as long as wide, and *K. albicaule* is distinctive in having larger heads in a rather corymbose inflorescence and having anther collars with clear annular thickenings on the cell walls. Among the more recently added species are *K. thysanolepis* with its large coarse heads and partially dentate involucre bracts, and *K. mytilloides* with subopposite, opposite, and ternate leaves. Most members of the genus have short-petiolate leaves, but *K. consanguineum* sometimes has petioles approaching those of *Lorentzianthus* and many Hebecliniinae in length. Leaves of *Koanophyllon* are characteristically glandular-punctate, and only *K. prionoides* shows no glands on the leaf surfaces under a dissecting microscope. The flowers in *Koanophyllon* are usually whitish but are recorded as pale pink or violet in *K. mesoreopolum* of Colombia. There are unusually large pinnately veined leaves in *K. jugipaniculatum*.

The involucre in the Eupatorieae has been used extensively in distinguishing groups, and various subtribes tend

to have characteristic forms. The extreme variation in *Koanophyllon*, therefore, is quite remarkable. The great majority of the species have involucre weakly subimbricate, and a few such as *K. adamantium* and *K. andersonii* of Brazil are strictly eximbricate. The characteristic involucre form of the Critoniinae, with strong subimbrication and deciduous inner bracts, occurs in some species of the typical group from Central America with pinnately veined leaves such as *K. pittieri* and *K. galeottii*, and in one scendant member of the atypical group from Jamaica, *K. tetranthum*.

The most striking variation in the genus is found in a group of three species in southern Mexico and northern Central America. The common *K. solidaginoides* has a conventional pappus of capillary bristles, but a closely related species in Guatemala and El Salvador has no pappus and was described originally as *Piqueria standleyi* by B. Robinson (1934*a*). A third species in southern Mexico, *K. ravenii*, has a pappus of very short bristles.

In the West Indies and Mexico there are a number of species showing a mixture of characters of *Koanophyllon* and *Chromolaena*, and hybridization between the two genera has apparently occurred. The effects seem more obvious in elements placed in this treatment in *Chromolaena* and *Osmiopsis* of the subtribe Praxelinae. Two species in *Koanophyllon* showing some effects are *K. selleanum* and *K. phanioides* of Haiti which differ from *Osmiopsis* by little other than the persistent outer involucre bracts by which the subtribes are technically distinguished. In spite of such evidence, the genera *Koanophyllon* and *Chromolaena* do not seem very closely related, the former having its center of origin probably in Central America, and the latter belonging to a basically Brazilian group.

Grashoff and Beaman (1970) have noted the elongate many-headed inflorescences, the reduced anther appendages, the less spinose pollen, and the probability of wind pollination in various species of the Eupatorieae that are now placed in the genera *Koanophyllon*, *Decachaeta*, *Neohintonia*, and *Critonia*. The pollination in *Koanophyllon* and the other genera is undoubtedly rather facultative. The pollen in one group of species, *K. solidaginoides*, *K. standleyi*, and *K. ravenii* seems to have longer spines than seen in other members of the genus. *Koanophyllon palmeri* and *K. solidaginifolium* have only low papillae on their pollen. Pollen matching what we have called Type II in the genus *Stevia* (King & Robinson, 1967) has been observed in *K. coulteri* indicating irregular meiosis and apomixis.

The base of the corolla in *Koanophyllon* is characteristically broadly tubular and scarcely distinguishable externally from the limb. The nectary in the genus is usually quite large, extending upward partly into the broadly tubular corolla base.

The genus *Koanophyllon* was described over one hundred and sixty years ago in a publication of Arruda

da Camara (1810) of very limited distribution. As yet we have not seen a copy of the original publication, but we have seen a partial translation by Koster (1816), and the review of and comments on Arruda's names by Britten (1896) based on Koster's translation and pagination. It is the Koster translation that is cited in the *Index Kewensis*, although the original 1810 publication of Arruda da Camara seems perfectly valid. The type species, *Koanophyllon tinctorium*, was described as a dye plant with the common name, Anil de Pernambuco. This is apparently the same plant called *Eupatorium tinctorum* by Pohl (unpubl. data) and identified by J. Baker (1876) and Oliver (1892) as *Eupatorium laeve* DC. The Arruda da Camara and DeCandolle species have been recently lectotypified with the same type by King and Robinson (1972h).

Oliver (1892) reviews some of the history of attempts to use *Koanophyllon tinctorium* commercially as a source of indigo. It seems of interest that another species of the genus, *K. albicaule* is credited on herbarium labels as a source of a green dye used on cloth and cord locally in Honduras.

The genus *Koanophyllon* ranges from Paraguay and Brazil in the south, northward along the Andes, reaching the West Indies, Central America, and Mexico. One species reaches the southwestern United States and another reaches southernmost Florida. The typical element of the genus extends through most of the range, being rare or absent only in the West Indies. The only key within the present concept treats the four species in Panama (King & Robinson, 1975y). Older keys do not directly compare nor adequately distinguish the species.

The source of the name *Koanophyllon* is not known, but possibly refers in some way to the use of the leaves of the type species as a source of indigo.

The following 114 species are recognized in the genus.

- Koanophyllon adamantium* (Gardner) R. King & H. Robinson, Brazil.
- Koanophyllon albicaule* (Schultz-Bip. ex Klatt) R. King & H. Robinson, Mexico, Guatemala, Belize, Honduras.
- Koanophyllon andersonii* R. King & H. Robinson, Brazil.
- Koanophyllon atroglandulosum* (Alain) R. King & H. Robinson, Cuba.
- Koanophyllon ayapanoides* (Griseb.) R. King & H. Robinson, Cuba.
- Koanophyllon baccharifolium* (Gardner) R. King & H. Robinson, Brazil.
- Koanophyllon barahonense* (Urban) R. King & H. Robinson, Hispaniola.
- Koanophyllon brevifolium* (Alain) R. King & H. Robinson, Cuba.
- Koanophyllon bullescens* (B. Robinson) R. King and H. Robinson, Cuba.
- Koanophyllon cabaionum* (Urban & E. Ekman) R. King and H. Robinson, Haiti.
- Koanophyllon calcicola* (Urban) R. King & H. Robinson, Hispaniola.
- Koanophyllon celtidifolia* (Lam.) R. King & H. Robinson, Jamaica, Lesser Antilles, Colombia, Venezuela, Ecuador.

- Koanophyllon chabrense* (Urban & E. Ekman) R. King & H. Robinson, Haiti.
- Koanophyllon chalconeoides* (B. Robinson) R. King & H. Robinson, Cuba.
- Koanophyllon clementis* (Alain) R. King & H. Robinson, Cuba.
- Koanophyllon conglobatum* (DC.) R. King & H. Robinson, Brazil.
- Koanophyllon consanguineum* (DC.) R. King & H. Robinson, Brazil.
- Koanophyllon correlliorum* (Plettman) R. King & H. Robinson, Bahamas.
- Koanophyllon coulteri* (B. Robinson) R. King & H. Robinson, Guatemala, El Salvador, Honduras.
- Koanophyllon delpechianum* (Urban & E. Ekman) R. King & H. Robinson, Haiti.
- Koanophyllon dolicholepis* (Urban) R. King & H. Robinson, Puerto Rico.
- Koanophyllon dolphinii* (Urban) R. King & H. Robinson, Jamaica.
- Koanophyllon droserolepis* (B. Robinson) R. King & H. Robinson, Puerto Rico.
- Koanophyllon dukei* R. King & H. Robinson, Panama.
- Koanophyllon eitenii* R. King & H. Robinson, Brazil.
- Koanophyllon ekmanii* (B. Robinson) R. King & H. Robinson, Cuba.
- Koanophyllon flavidulum* (Urban & E. Ekman) R. King & H. Robinson, Haiti.
- Koanophyllon flexile* (B. Robinson) R. King & H. Robinson, Peru.
- Koanophyllon fuscum* (N. E. Br.) R. King & H. Robinson, Venezuela.
- Koanophyllon gabbii* (Urban) R. King & H. Robinson, Hispaniola.
- Koanophyllon galeottii* (B. Robinson) R. King & H. Robinson, Mexico, Guatemala, Belize.
- Koanophyllon gibbosum* (Urban) R. King & H. Robinson, Hispaniola.
- Koanophyllon gracilicaule* (Schultz-Bip. ex B. Robinson) R. King & H. Robinson, Mexico.
- Koanophyllon gracilipes* (Urban) R. King & H. Robinson, Jamaica.
- Koanophyllon grandiceps* (E. Wright) R. King & H. Robinson, Cuba.
- Koanophyllon grisebachianum* (Alain) R. King & H. Robinson, Dominican Republic.
- Koanophyllon gundlachii* (Urban) R. King & H. Robinson, Cuba.
- Koanophyllon hammatocladum* (B. Robinson & Britton) R. King & H. Robinson, Jamaica.
- Koanophyllon hardwarense* (Proctor & C. Adams) R. King & H. Robinson, Jamaica.
- Koanophyllon helianthemoides* (B. Robinson) R. King & H. Robinson, Cuba.
- Koanophyllon heptaneurum* (Urban) R. King & H. Robinson, Dominican Republic.
- Koanophyllon hidroides* (B. Robinson) R. King & H. Robinson, Cuba.
- Koanophyllon hondurensis* (B. Robinson & Standley) R. King & H. Robinson, Honduras.
- Koanophyllon hotteanum* (Urban & E. Ekman) R. King & H. Robinson, Haiti.
- Koanophyllon huantae* (B. Robinson) R. King & H. Robinson, Peru.

- Koanophyllon hylonoma* (B. Robinson) R. King & H. Robinson, Costa Rica.
- Koanophyllon hypomalaca* (B. Robinson ex J. D. Smith) R. King & H. Robinson, Guatemala.
- Koanophyllon isillurnense* (B. Robinson) R. King & H. Robinson, Peru.
- Koanophyllon iteophyllum* (Urban & E. Ekman) R. King & H. Robinson, Haiti.
- Koanophyllon jaegerianum* (Urban) R. King & H. Robinson, Haiti.
- Koanophyllon jenssenii* (Urban) R. King & H. Robinson, Haiti.
- Koanophyllon jugipaniculatum* (Rusby) R. King & H. Robinson, Bolivia.
- Koanophyllon juninense* (B. Robinson) R. King & H. Robinson, Peru.
- Koanophyllon kavanayense* (V. Badillo) R. King & H. Robinson, Venezuela.
- Koanophyllon littorale* R. King & H. Robinson, Cuba.
- Koanophyllon lobatifolium* (Cabrera in Cabrera & Vittet) R. King & H. Robinson, Brazil.
- Koanophyllon longifolium* (B. Robinson) R. King & H. Robinson, Mexico.
- Koanophyllon maestrense* (Urban) R. King & H. Robinson, Cuba.
- Koanophyllon mesoreopolium* (B. Robinson) R. King & H. Robinson, Colombia.
- Koanophyllon microchaetum* (Urban & E. Ekman) R. King & H. Robinson, Hispaniola.
- Koanophyllon mimicum* (Standley & Steyerl.) R. King & H. Robinson, Guatemala.
- Koanophyllon minutifolium* (Alain) R. King & H. Robinson, Cuba.
- Koanophyllon miragoanae* (Urban) R. King & H. Robinson, Haiti.
- Koanophyllon montanum* (Sw.) R. King & H. Robinson, Jamaica.
- Koanophyllon mornicola* (Urban & E. Ekman) R. King & H. Robinson, Haiti.
- Koanophyllon muricatum* (Alain) R. King & H. Robinson, Cuba.
- Koanophyllon myrtilloides* (DC.) R. King & H. Robinson, Brazil.
- Koanophyllon nervosum* (Sw.) R. King & H. Robinson, Hispaniola.
- Koanophyllon nudiflorum* (A. Rich.) R. King & H. Robinson, Cuba.
- Koanophyllon obtusissimum* (DC.) R. King & H. Robinson, Dominican Republic.
- Koanophyllon oligadenium* (Alain) R. King & H. Robinson, Cuba.
- Koanophyllon pachyneurum* (Urban) R. King & H. Robinson, Hispaniola.
- Koanophyllon palmeri* (A. Gray) R. King & H. Robinson, Mexico.
- Koanophyllon panamensis* R. King & H. Robinson, Panama.
- Koanophyllon paucicrenatum* (Urban & E. Ekman) R. King & H. Robinson, Hispaniola.
- Koanophyllon phanioides* (Urban & E. Ekman) R. King & H. Robinson, Haiti.
- Koanophyllon picardae* (Urban) R. King & H. Robinson, Haiti.
- Koanophyllon pitonianum* (Urban & E. Ekman) R. King & H. Robinson, Haiti.
- Koanophyllon pittieri* (Klatt) R. King & H. Robinson, Costa Rica.
- Koanophyllon polyodon* (Urban) R. King & H. Robinson, Puerto Rico.
- Koanophyllon polystictum* (Urban) R. King & H. Robinson, Cuba.
- Koanophyllon porphyrocladum* (Urban & E. Ekman) R. King & H. Robinson, Haiti.
- Koanophyllon prinodes* (B. Robinson) R. King & H. Robinson, Cuba.
- Koanophyllon pseudoperfoliatum* (Schultz-Bip. ex Klatt) R. King & H. Robinson, Mexico.
- Koanophyllon puberulum* (DC.) R. King & H. Robinson, Hispaniola.
- Koanophyllon quisqueyanum* (Alain) R. King & H. Robinson, Dominican Republic.
- Koanophyllon ravenii* R. King & H. Robinson, Mexico.
- Koanophyllon reversum* (Urban) R. King & H. Robinson, Haiti.
- Koanophyllon rhexioides* (B. Robinson) R. King & H. Robinson, Cuba.
- Koanophyllon rubroviolaceum* (Urban & E. Ekman) R. King & H. Robinson, Haiti.
- Koanophyllon sagasteguii* R. King & H. Robinson, Peru.
- Koanophyllon scabriusculum* (Urban & E. Ekman) R. King & H. Robinson, Haiti.
- Koanophyllon sciatriphes* (B. Robinson) R. King & H. Robinson, Hispaniola.
- Koanophyllon selleanum* (Urban) R. King & H. Robinson, Haiti.
- Koanophyllon semicrenatum* (Urban) R. King & H. Robinson, Hispaniola.
- Koanophyllon silvaticum* (B. Robinson) R. King & H. Robinson, Cuba.
- Koanophyllon simile* (Proctor) R. King & H. Robinson, Jamaica.
- Koanophyllon simillimum* (B. Robinson) R. King & H. Robinson, Argentina, Paraguay.
- Koanophyllon solidaginifolium* (A. Gray) R. King & H. Robinson, SW United States, Mexico.
- Koanophyllon solidaginoides* (H.B.K.) R. King & H. Robinson, Mexico, Central America, Colombia, Venezuela, Ecuador, Galapagos, Peru, Brazil.
- Koanophyllon sorensenii* R. King & H. Robinson, Belize.
- Koanophyllon standleyi* (B. Robinson) R. King & H. Robinson, Guatemala, El Salvador.
- Koanophyllon stipuliferum* (Rusby) R. King & H. Robinson, Argentina, Bolivia.
- Koanophyllon subpurpureum* (Urban & E. Ekman) R. King & H. Robinson, Dominican Republic.
- Koanophyllon tapeinanthum* (Urban) R. King & H. Robinson, Haiti.
- Koanophyllon tatei* (B. Robinson) R. King & H. Robinson, Venezuela.
- Koanophyllon tetranthum* (Griseb.) R. King & H. Robinson, Jamaica.
- Koanophyllon thysanolepis* (B. Robinson) R. King & H. Robinson, Brazil.
- Koanophyllon tinctorium* Arruda, Brazil.
- Koanophyllon tricephalotes* (Schultz-Bip. ex Baker) R. King & H. Robinson, Brazil.
- Koanophyllon triradiatum* (Urban) R. King & H. Robinson, Haiti.
- Koanophyllon turquinense* (Alain) Borh., Cuba.
- Koanophyllon villosum* (Sw.) R. King & H. Robinson, S Florida, Greater Antilles.
- Koanophyllon wetmorei* (B. Robinson) R. King & H. Robinson, Panama.



123. *Eupatoriastrum*

*Eupatoriastrum* Greenman, Proc. Amer. Acad. Arts 39: 93. 1903. TYPE: *Eupatoriastrum nelsonii* Greenman.

Erect perennial *herbs* or *subshrubs*, moderately branched above. *Roots* fibrous or forming a crown. *Stems* often solitary, fistulose, terete, striated, puberulous. *Leaves* opposite, with distinct narrow abruptly demarcated petioles; blades deltoid or broadly ovate, basal leaves sometimes deeply lobed, bases cordate to broadly rounded, margins serrate, trinervate to palmately veined at or near base, with punctate or short-stipitate glands on lower surface. *Inflorescence* a very lax thyrsoid panicle, with terminal or central heads not distinctly maturing first; pedicels usually moderately long. *Involucral bracts* ca. 50, weakly to moderately subimbricate in 3–5 unequal to subequal series, ovate-lanceolate, rather persistent; receptacle strongly convex, paleaceous with 100–300 paleae in a head; paleae interspersed throughout head, filiform with broader tips. *Florets* 100–300 in a head; corollas pink, purple, red, or whitish, narrowly funnelform, inner and outer surfaces of throat glabrous; cells of limb oblong with sinuous lateral walls; lobes broadly triangular, about as long as wide, smooth on both surfaces, with clustered short-stalked capitate glands on outer surface, with or without hairs outside; anther collar narrowly cylindrical, with many subquadrate cells below, oblong cells above, with weak transverse thickenings on walls; anther appendage short, about half as long as wide, often with vertical median groove; style base not enlarged, glabrous; style branches filiform with scarcely to distinctly broadened tips, weakly mamilliose except at expanded tips. *Achenes* prismatic, 4–5-ribbed, with numerous setulae on sides; carpodium distinct, with distinct upper rim, symmetrical, shortly stopper-shaped, with small subquadrate cells in 5–6 series, cell walls thin to slightly thickened; pappus of 15–35 slender scabrid persistent to slightly deciduous bristles in 1 series, with non-contiguous bases, not or scarcely broadened distally, apical cells acute. *Pollen grains* ca. 18  $\mu$ m in diameter. Plate 123.

The genus *Eupatoriastrum* was originally established for a coarse herbaceous species having paleaceous heads with many flowers and large broad leaves with often cordate bases. A second somewhat similar species, *Eupatorium triangulare* DC., was transferred into the genus by B. Robinson (1924). The two species have been widely and accurately recognized as close relatives of each other. The definition of the genus by its paleaceous receptacles, however, has led to erosion of the natural concept and the addition of a number of unrelated species. The abuse of the concept ultimately led to the reduction of *Eupatoriastrum* to synonymy under *Eupatorium* by McVaugh (1972). The revised *Eupatoriastrum* of the present treatment proves to be a natural group having no close relationship to true *Eupatorium*.

In recognizing *Eupatoriastrum* in the present series of studies, three unrelated species have been excluded from the genus. Two of the excluded species are placed in this treatment in other subtribes.

*Eupatoriastrum opadocladium* of S. F. Blake from Central America is clearly a *Chromolaena* of the subtribe Praxelinae. The species differs from close relatives in the area by little other than the presence of paleae in the head, and may equal *C. glaberrima* (Williams, 1976). The presence of paleae is not common in *Chromolaena*, but it is significant that they are present in the type species and some of its close relatives in Brazil.

*Eupatoriastrum clavisetum* of Badillo from Venezuela is a species overlooked in most discussions of the genus, but it is the only one of the excluded species that is particularly closely related. The species has heads with com-

paratively few flowers and paleae, and has elliptical leaves with pinnate venation. The species is placed here in the genus *Idiothamnus* which, like *Eupatoriastrum*, is a close relative of *Koanophyllon*.

The most severe test of *Eupatoriastrum* was the species that McVaugh (1972) placed with species of *Eupatoriastrum* in his broadened concept of *Eupatorium*. The *E. corvi* of McVaugh has large paleaceous heads and broad leaves with cordate bases as in typical *Eupatoriastrum*. The species was originally distinguished from others in the group by the numerous foliaceous bracts subtending the heads, the more deciduous pappus bristles, and the anther appendages as long as wide or longer. The species proved to differ in a number of additional significant characters as well, including the non-fistulose stems, the cymose inflorescences with the central heads distinctly maturing first, and the fleshy roots. The elongate anther appendage, in particular, seems to place the species outside of the *Eupatoriastrum*–*Koanophyllon* relationship where the appendages are usually short. The species was placed in the separate genus *Matudina* by King and Robinson (1973b). A further distinction of *Matudina* is the chromosome number of  $n = 16$ , a number unlikely in the still uncounted *Eupatoriastrum*, but a number common in the subtribe Hebecliniinae where the genus is placed in this treatment (R. King et al., 1976).

In spite of much attention to the genus *Eupatoriastrum*, it was not until the treatment by King and Robinson (1971h) that the small Guatemalan species, *E. angulifolium* was recognized as a member of the genus. The third species seems to differ from the other two in no significant



PLATE 123. *Eupatoriastrum nelsonii* Greenman.—A. Habit,  $\times 4$ .—B. Head,  $\times 3\frac{1}{2}$ .—C. Palea,  $\times 9$ .—D. Corolla showing anthers,  $\times 9$ .—E. Style,  $\times 9$ .—F. Achene,  $\times 9$ .

way except its smaller size and its anther appendages lacking a vertical median groove.

Notes attached to a specimen of *Eupatoriastrum nelsonii* from El Salvador, collected by S. Calderón, indicate that the plant is highly esteemed there as a depurative, being pungent and aromatic with the leaves slightly bitter. The plants are described as dying down to the crown of roots during the dry season.

The name of the genus is derived from the generic name *Eupatorium* combined with the Latin substantival suffix *-astrum* indicating inferiority or incomplete resemblance.

The following four species are recognized in the genus:

*Eupatoriastrum angulifolium* (B. Robinson) R. King & H. Robinson, Mexico, Guatemala.

*Eupatoriastrum chlorostylum* B. Turner, Mexico.

*Eupatoriastrum nelsonii* Greenman, Mexico, Guatemala, El Salvador, Costa Rica.

*Eupatoriastrum triangulare* (DC.) B. Robinson, Mexico.

### 124. *Sphaereupatorium*

*Sphaereupatorium* (O. Hoffm.) Kuntze ex B. Robinson, Contr. Gray Herb. n.s. 61: 24. 1920.

*Eupatorium* section *Sphaereupatorium* O. Hoffm. in Engl. & Prantl, Nat. Pflanzenfam. Nachtr. 1: 322. 1897. TYPE: *Eupatorium hoffmannii* Kuntze.

Erect perennial *herbs* or *shrubs*, with moderate branching. *Stems* terete, striated. *Leaves* opposite, with short distinct petioles; blades broadly ovate, bases rounded to subcordate, margins shallowly mucronate-dentate, apex acuminate, trinervate from base, densely minutely glandular-punctate below. *Inflorescence* laxly thyrsoid-paniculate, with branches and branchlets at right angles; heads sessile in globose clusters at ends of branchlets. *Involucral bracts* ca. 12–20, eximbricate, in 3–4 slightly unequal series, ovate-lanceolate, partially deciduous; receptacle complex, with convex lobes, paleaceous or with interspersed bracts from incompletely separated heads. *Florets* ca. 11 in a head; corollas white, narrowly funnelliform, with broadly cylindrical basal tube, outer surface with few glandular punctations, inner surface glabrous; cells of limb oblong with somewhat sinuous lateral walls; lobes triangular, about as long as wide, smooth on both surfaces, with small cluster of glands in middle of outer surface; anther collar narrowly cylindrical, with numerous subquadrate cells below, with beaded thickenings on cell walls; anther appendage slightly shorter than wide, retuse; style base not enlarged, glabrous; style branches spatulate distally, mamilliose except at tips. *Achenes* prismatic, 5-ribbed, with a few setulae on ribs; carpodium without distinct upper rim, symmetrical, with small subquadrate cells in 3–6 rows, cell walls slightly thickened; pappus of ca. 20 scabrid scarcely flexuous persistent bristles in 1 series, not broadened distally, apical cells acute. *Pollen grains* ca. 18  $\mu\text{m}$  in diameter. Plate 124.

The South American genus *Sphaereupatorium* is closely related to *Koanophyllon*, having similar involucral bracts, flower number, anther appendages shorter than wide, corolla form, style branches, and achenes. The genus is held distinct in this treatment on the basis of the spherical clusters of heads after which it is named, and the tendency to produce paleae or interspersed bracts in the heads. The paleaceous condition was given primary significance by B. Robinson (1920a), who made a number of interesting comments with his validation of the genus. Nevertheless, the spherical clusters of heads are regarded here as a more reliable basis for a natural generic limit.

Two other genera in the *Koanophyllon* group from Mexico, *Mexianthus* and *Neohintonia*, have heads borne in dense spherical clusters, but in both genera the individual heads have only one flower. *Mexianthus* differs further in its squamellose pappus and its more fusiform achene. The

two Mexican genera are regarded as closely related to each other, but not directly related to the South American *Sphaereupatorium*.

The full extent of *Sphaereupatorium* is not certain. The type species from eastern Bolivia is described by B. Robinson (1920a) as having paleae throughout the heads. The common species occurring from Minas Gerais westward to Mato Grosso in Brazil is apparently the same, but has few or no paleae. The only interspersed bracts in the Brazilian species are the result of incompletely formed heads in the clusters. An additional epaleaceous specimen from Bolivia, with the same habit, represents an additional apparently undescribed species.

The following one species is recognized in the genus:

*Sphaereupatorium scandens* (Gardner) R. King & H. Robinson, Bolivia, Brazil.



PLATE 124. *Sphaereupatorium scandens* (Gardner) R. King & H. Robinson.—A. Habit,  $\times \frac{1}{2}$ .—B. Head in cluster,  $\times 6\frac{1}{2}$ .—C. Corolla showing anthers,  $\times 15$ .—D. Style,  $\times 15$ .—E. Achene,  $\times 15$ .



PLATE 125. *Bishovia boliviensis* R. King & H. Robinson. — A. Habit,  $\times \frac{1}{2}$ . — B. Head,  $\times 5$ . — C. Corolla outer surface,  $\times 12$ . — D. Corolla inner surface with anthers,  $\times 12$ . — E. Anther,  $\times 16$ . — F. Style,  $\times 12$ . — G. Achene,  $\times 12$ .

125. *Bishovia*

*Bishovia* R. King & H. Robinson, Phytologia 39: 339. 1978. TYPE: *Bishovia boliviensis* R. King & H. Robinson.

Erect perennial *herbs* and *subshrubs*, moderately branched, with stems, leaves, and involucre bracts covered with minute stipitate glands. *Stems* terete, substriate. *Leaves* alternate above, opposite near base, with rather short slender sharply delimited petioles; blades ovate to broadly ovate, obtuse to rounded at base, margins serrate to sublobate, apex acute, strongly trinervate from base. *Inflorescence* a diffuse somewhat leafy cyme; pedicels slender, short to moderately long. *Involucral bracts* ca. 25, eximbricate to scarcely subimbricate, in ca. 2 subequal series, linear-lanceolate, distinctly bicostate on outer surface, persistent; receptacle flat to slightly convex, glabrous. *Florets* 30–60 in a head; corolla lavender, narrowly funnellform, with cylindrical basal tube; cells of limb oblong with sinuous lateral walls; lobes triangular, longer than wide, smooth on both surfaces, glabrous or with minute hairs or glands; anther collar narrowly cylindrical, cells shortly oblong, with beaded thickenings on walls; anther appendage large, distinctly longer than wide, oblong to ovate-oblong; style base not enlarged, glabrous; style branches linear, only slightly enlarged distally, densely mamillate. *Achenes* prismatic, 5-ribbed, with setulae and small glands on sides; carpodium distinct, symmetrical, short-cylindrical, cells rather small, subquadrate, in 3–7 series, cell walls slightly thickened; pappus of ca. 30–40 slender scabrid persistent contiguous bristles in 1 series, scarcely broadened distally, apical cells acute. *Pollen grains* ca. 20–22  $\mu\text{m}$  in diameter. Plate 125.

The genus *Bishovia* presents a distinctive aspect with its mostly alternate leaves, diffusely cymose inflorescence, dense stipitate-glandular pubescence, and its eximbricate involucre of narrow slender-tipped bicostate bracts. *Bishovia* seems close to *Koanophyllon*, having similar floral structures, but the latter genus has almost completely opposite leaves, rarely has stipitate glands, and usually has at least weakly subimbricate involucre. The somewhat longer corolla lobes, half again as long as wide, and the larger cells in the carpodium, further tend to distinguish *Bishovia* from *Koanophyllon*.

During the present series of studies, *B. mikaniifolium* was initially transferred from *Eupatorium* to *Chacoa* (King & Robinson, 1975v), before the genus *Bishovia* was recognized. The type and presently only recognized species of *Chacoa* is not stipitate-glandular, has opposite leaves, has a pyramidal inflorescence, broader less costate involucre bracts, and distinctly narrowed bases on the corollas, all of which are unlike *Bishovia*. Still, the involucre of *Chacoa* is very weakly subimbricate and the *Bishovia* species occurs in the same geographical area, and the two species seemed closely related on the basis of the incom-

plete knowledge of the complex in South America. The subsequent discovery of the type species of *Bishovia*, sharing many of the characters of *B. mikaniifolia*, shows the earlier concept to be too simplistic. Also, the earlier observations of narrow corolla lobes in *B. mikaniifolia* prove to be erroneous, being the result of distortion. At present, *Bishovia* and *Chacoa* are not regarded as immediate relatives.

The genus *Bishovia* occurs in two areas along the eastern side of the Andes. The type species is known from near Santa Cruz in Bolivia, and *B. mikaniifolia* is from the Chaco region in northern Argentina.

*Bishovia* is one of two genera in the Eupatorieae named in honor of Luther Earl Bishop, one of the collectors of the type species. The other genus is *Bishopiella* of the Gyptidinae from Bahia, Brazil.

The following two species are recognized in the genus:

- Bishovia boliviensis* R. King & H. Robinson, Bolivia.  
*Bishovia mikaniifolia* (B. Robinson) R. King & H. Robinson, Argentina.

126. *Nothobaccharis*

*Nothobaccharis* R. King & H. Robinson, Phytologia 41: 397. 1979. TYPE: *Baccharis candolleana* Steudel.

Erect *shrubs*, usually densely branched. *Stems* terete, slightly striated, with glandular punctations, minutely puberulous. *Leaves* densely spirally inserted, with short narrow petioles; blades small, suborbicular to elliptical, margins dentate to crenate, with ascending rather pinnate to subtrinervate secondary veins, surfaces glandular-punctate. *Inflorescence* a dense thyrsoid panicle, with branches usually spiciform; heads crowded and sessile or with very short pedicels. *Involucral bracts* ca. 15, distinctly subimbricate, in 3–4 strongly unequal graduated series, oblong to elliptical with distinct scarious margins, rather persistent but whole heads often falling in dried specimens; receptacle flat to slightly convex, glabrous. *Florets* 6–8 in a head; corollas

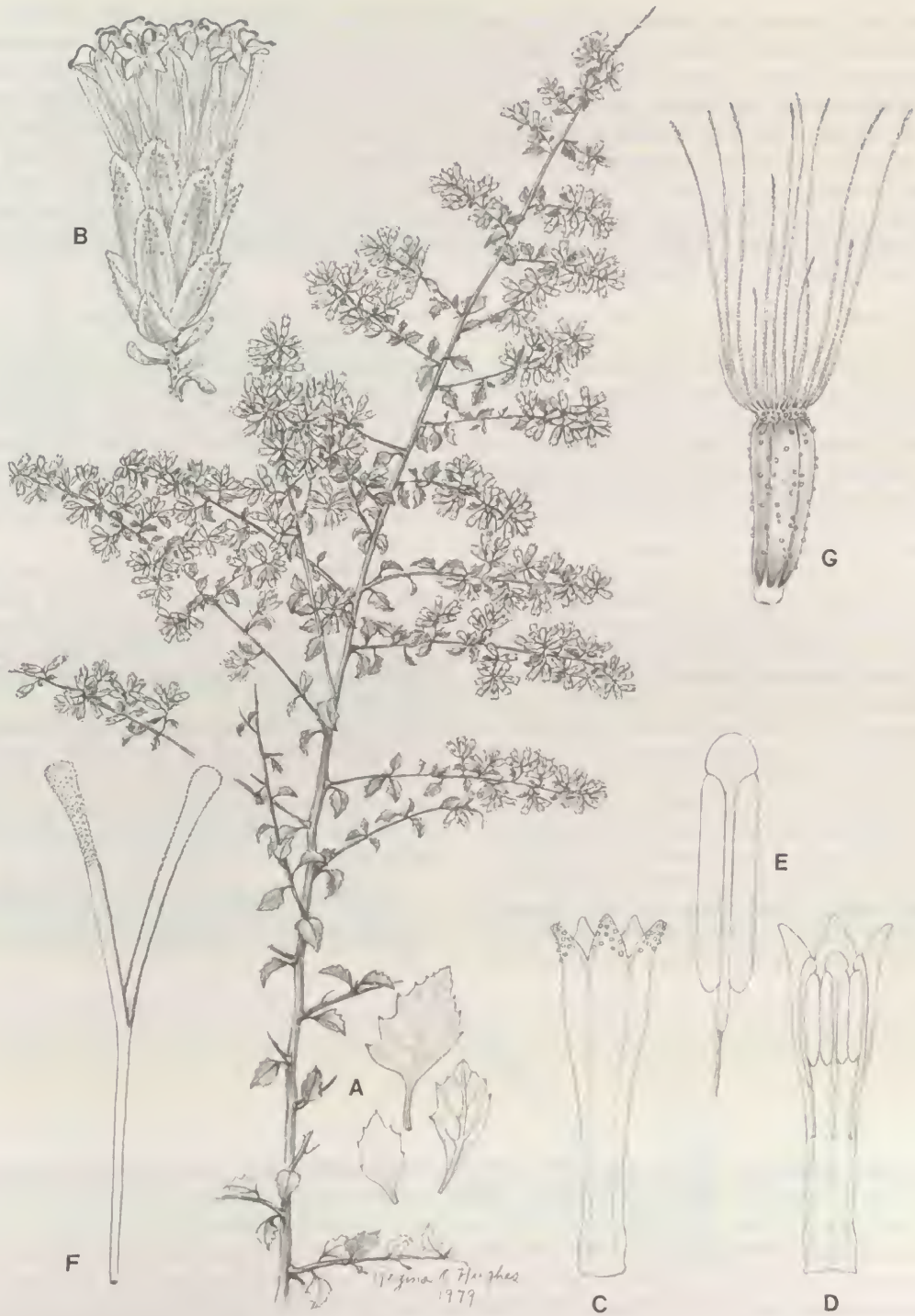


PLATE 126. *Nothobaccharis candolleana* (Steudel) R. King & H. Robinson.—A. Habit,  $\times \frac{1}{2}$ , with three separate enlarged leaves.—B. Head,  $\times 8$ .—C. Corolla outer surface,  $\times 15$ .—D. Corolla inner surface with anthers,  $\times 15$ .—E. Anther,  $\times 35$ .—F. Style,  $\times 15$ .—G. Achene,  $\times 15$ .

whitish, narrowly funnelliform, glabrous on inner and most of outer surfaces; cells of limb narrowly oblong with sinuous lateral walls; lobes triangular to oblong, ca. 1.5 times as long as wide, smooth on both surfaces, outer surface with cluster of short capitate glands in upper half; anther collar narrowly cylindrical, with subquadrate cells below, rectangular cells above, cell walls with beaded thickenings; anther appendage ovate to short-oblong, about as long as wide; style base not enlarged, glabrous; style branches slightly enlarged distally, mamillate, becoming smooth at tips. *Achenes* prismatic, 5-ribbed, glanduliferous and sparsely setuliferous on sides; carpodium distinct, usually symmetrical, shortly stopper-shaped, with slight but distinct upper rim, cells small in 6–7 rows, with thickened walls; pappus of ca. 30–35 scabrid contiguous persistent bristles in 1 series, slightly broadened and distinctly more barbellate distally, apical cells acute. *Pollen grains* ca. 20–23  $\mu\text{m}$  in diameter. Plate 126.

The single species of *Nothobaccharis* was initially described by DeCandolle (1836) as a *Baccharis* on the basis of a single specimen from an unspecified locality in Peru. The species seems not to have been recollected for over a hundred years, and has remained poorly known. The original species name *B. microphyllum* was a later homonym, but continued to be the name by which the species was best known until well into the present century. The species was not recognized as a member of the Eupatorieae until it was transferred into the genus *Brickellia* by Hieronymus (1901), and it was not placed in the broad concept of *Eupatorium* until the genus *Brickellia* was monographed by B. Robinson (1917). The nomenclatural history of the two substitute species names and the various combinations is reviewed by King and Robinson (1979a).

Neither of the two Eupatorian genera in which the species of *Nothobaccharis* was previously placed represents any particular insight on the part of the authors. The actual position of *Nothobaccharis* is unquestionably in the Crotiniinae, and seems close to *Koanophyllon*. The Peruvian plant is technically excluded from the latter genus by elongate corolla lobes and the small consistently spirally inserted leaves. The rather spicate appearance of the densely thyrsoid inflorescence branches is approached by some of the more typical members of the genus *Koanophyllon*, but there is no direct relationship between the two groups.

The distinctly subimbricate scarious-margined and somewhat lacinate-tipped involucral bracts are not descriptively beyond the range of variation in *Koanophyllon*, but differ sufficiently in combined details to call any immediate relationship to the latter genus into question. *Nothobaccharis* also seems close to *Ophryosporus* but differs by its well-developed anther appendage, the less enlarged tips of its style branches, and the lack of any lateral heads of the inflorescence arising from axils of the lower involucral bracts of primary heads.

*Nothobaccharis* is now known from a number of collections from the area of Lima in Peru. A number of specimens are from the immediate area of Chosica, slightly inland from Lima, at elevations of ca. 900 m. One specimen from Chilca is stated to be from a sandy plain near the seashore.

The name *Nothobaccharis* is derived from the name of the Asterian genus with the Greek prefix *notho* (= false). In spite of the fact that *Baccharis* is in a different tribe, the appearance of *Nothobaccharis* is such that confusion in the field is much more likely with that than with *Koanophyllon*.

The following single species is recognized in the genus:  
*Nothobaccharis candolleana* (Steudel) R. King & H. Robinson, Peru.

## 127. *Santosia*

*Santosia* R. King & H. Robinson, Phytologia 45: 463. 1980. TYPE: *Santosia talmonii* R. King & H. Robinson.

Woody vines, moderately branched. *Stems* terete, faintly striated when dry, minutely evanescently puberulous. *Leaves* opposite, narrowly petiolate; blades ovate to ovate-elliptical, base obtuse to rounded, margins subentire, strongly trinervate from base, surfaces essentially glabrous. *Inflorescence* terminal on branches, an elongate thyrsoid panicle with branches rather densely corymbose to pyramidal; pedicels rather short. *Involucral bracts* ca. 13, subimbricate in ca. 3 unequal series, ovate-lanceolate, with outer surfaces faintly multistriated, inner bracts rather easily deciduous; receptacle flat to slightly convex, glabrous. *Florets* 8–10 in a head; corollas white, narrowly funnelliform, with broadly cylindrical base, essentially glabrous on outer surface; cells of limb oblong with sinuous lateral walls; lobes oblong-triangular, more than twice as long as wide, smooth on both surfaces, with only an occasional gland on outer surface; anther collar short-cylindrical, cells subquadrate below, oblong above, without ornate thickenings on walls; anther appendage large, longer than wide, ovate to ovate-oblong; style base not enlarged, glabrous; style branches linear to





PLATE 127. *Santosia talmonii* R. King & H. Robinson.—A. Habit,  $\times \frac{1}{2}$ .—B. Head with separate representative involucre bracts,  $\times 7$ .—C. Corolla outer surface,  $\times 14$ .—D. Corolla inner surface with anthers,  $\times 14$ .—E. Anther,  $\times 25$ .—F. Style with nectary,  $\times 14$ .—G. Achene,  $\times 14$ .

subfiliform, mamilllose to short-papillose below, essentially smooth at slightly broadened tips. *Achenes* prismatic, 5-ribbed, sparsely setuliferous mostly on ribs; carpopodium distinctly symmetrical, very short, forming a basal ring, cells small and subquadrate in 3–4 rows, with somewhat thickened walls; pappus of ca. 20 scabrid persistent bristles in 1 series, broadened and somewhat flattened externally near base, sometimes slightly broadened distally, apical cells acute. *Pollen grains* ca. 22  $\mu\text{m}$  in diameter. Plate 127.

The genus *Santosia* contains a single scandent species that is apparently locally endemic to the coastal region of southern Bahia in Brazil. Evidently because of the restricted distribution, the plant remained uncollected until 1961 and undescribed until 1980. Nevertheless, two descriptions have recently been provided for the species, almost simultaneously, both based on different specimens of the same 1961 Duarte Collection. The first description was by King and Robinson (1980e) as a *Santosia*, and the second was by Soares Nunes (1981) as a *Eupatorium*.

*Santosia* is interpretable as a *Eupatorium* only in the broad unnatural traditional sense of that genus, and is not close in relationship or similar in aspect to true *Eupatorium*. The genus *Santosia* does show resemblance to two other genera of the Eupatorieae, *Mikania*, with which it is most similar in habit, and *Koanophyllon*, to which it seems related.

*Santosia* is noted by collectors as a vine, sometimes being abundant in trees. As such, the plant closely approaches the form of some species of *Mikania*, and one of the specimens bore a preliminary determination as that genus. Still, *Santosia* lacks the involucre of four subequal bracts and the four-flowered heads that are characteristic of the Mikaniinae and does not show any other details suggesting relationship to that subtribe.

The significant resemblance of *Santosia* is that to the genus *Koanophyllon*. The resemblance to typical *Koanophyllon* is particularly strong in segments of plants on herbarium sheets, as suggested by the name *Eupatorium pseudolaeve* chosen for the plant by Soares Nunes (1981). The latter author compared the plant with *Eupatorium laeve* (= *Koanophyllon tinctorium*), the type species of *Koanophyllon*, citing differences in habit, leaf venation, and potentially sectional differences in the involucre. The character by which *Santosia* differs technically from all of *Koanophyllon* is the long essentially glabrous corolla lobes. The involucre is also distinct from any in *Koanophyllon* by the combination of subimbrication and the broad multistriated bracts. The outer bracts seem to strongly invest the head in a way not seen in *Koanophyllon*. The scandent habit is very rare in *Koanophyllon*, and the character therefore is most useful in the distinction of the genus.

The genus *Santosia* is named in honor of Sr. Talmon S. dos Santos, a collector at the Centro de Pesquisas do Cacau at Itabuna, Bahia, Brazil.

The following single species is recognized in the genus:

*Santosia talmonii* R. King & H. Robinson, Brazil.

## 128. *Grisebachianthus*

*Grisebachianthus* R. King & H. Robinson, *Phytologia* 32: 268. 1975. TYPE: *Eupatorium plucheoides* Griseb.

Erect to spreading *shrubs*, little to moderately branched, with stems, undersurfaces of leaves, branches of inflorescence, and involucre densely tomentose to villous. *Stems* terete, slightly striated. *Leaves* opposite, petioles usually very short, longer in *G. carsticola*; blades broadly elliptical or oblong to broadly ovate, subcoriaceous, glabrous and somewhat roughened above, margins entire to remotely subserrulate, apex rounded to shortly acute, venation trinervate at or near base or pinnate with strongly ascending secondaries. *Inflorescence* terminal on branches or branchlets, cymose to somewhat pyramidal, with densely corymbose branches; heads sessile or subsessile in irregular congested glomerules. *Involucral bracts* ca. 15–25, strongly subimbricate, in 4–5 congested unequal graduated series, inner bracts deciduous; receptacle flat, glabrous. *Florets* 12–60 in a head; corollas white to pink or purple, narrowly funneliform, glands on outer surface often restricted to lobes, glabrous on inner surface; cells of limb elongate with sinuous lateral walls; lobes triangular, distinctly longer than wide, smooth on both surfaces; anther collar narrowly cylindrical, with many subquadrate cells below, cell walls slightly ornamented with beaded thickenings; anther appendage ovate to oblong, longer than wide; style base not enlarged, glabrous; style branches linear, slightly but distinctly spatulate distally, mamilllose to short-papillose except at tip. *Achenes* prismatic, 5-ribbed, sparsely setuliferous and glanduliferous on sides; carpopodium distinct, symmetrical, short-cylindrical, cells small and subquadrate, in 5–10 rows, with walls only slightly thickened; pappus of ca. 20–30 rather stout scabrid persistent contiguous bristles in 1 series, not to scarcely broadened distally, apical cells obtuse to short acute. *Pollen grains* ca. 18–20  $\mu\text{m}$  in diameter. Plate 128.



PLATE 128. *Grisebachianthus lantanaefolius* (Griseb.) R. King & H. Robinson.—A. Habit,  $\times \frac{1}{5}$ .—B. Head,  $\times 7$ .—C. Corolla showing anthers,  $\times 13$ .—D. Style,  $\times 13$ .—E. Achene,  $\times 13$ .

*Grisebachianthus* has a habit and distribution that falls completely within that of the West Indian members of the genus *Koanophyllon* with which it seems to be related. Nevertheless, the genus is easily distinguished by its dense pubescence, and is technically distinct in the form of its involucre and corolla lobes. As a result of the characters cited, *Grisebachianthus* is regarded here as more of a collateral group to *Koanophyllon* than as a subset within it.

The undersurfaces of the leaves, stems, and involucres of *Grisebachianthus* are immediately distinguishable from those of *Koanophyllon* by the dense pale or fulvous pubescence. The pubescence on the leaves is rather evenly spread over the surface, unlike that of the most densely pubescent species of *Koanophyllon*, *K. thysanolepis* of Brazil, where the pubescence is concentrated on the veins. The combination of pubescence and density of imbrication of the involucres in *Grisebachianthus* gives the heads a strongly Vernonian appearance, and the plants would probably be confused with that tribe in the field except for the regularly opposite condition of the leaves. A final technical difference from *Koanophyllon* is the corolla lobes that are distinctly longer than wide in *Grisebachianthus*.

Most members of the genus *Grisebachianthus* seem to be restricted to northern Oriente Province in Cuba where they occur on or near serpentine areas. One species, *G.*

*carsticola*, is cited from a calcareous area in the Sierra Maestra of southern Oriente Province (Borhidi & Muñiz, 1973). A key to the species has been provided by King and Robinson (1975r) and by Borhidi (1983).

The genus name honors August H. R. Grisebach (1814–1879), a German botanist well known for his work on the flora of the West Indies and Argentina.

The following eight species are recognized in the genus:

- Grisebachianthus carsticola* (Borh. & Muñiz) R. King & H. Robinson, Cuba.
- Grisebachianthus holquinensis* (B. Robinson) R. King & H. Robinson, Cuba.
- Grisebachianthus hypoleucus* (Griseb.) R. King & H. Robinson, Cuba.
- Grisebachianthus lantanifolius* (Griseb.) R. King & H. Robinson, Cuba.
- Grisebachianthus libanotica* (Schultz-Bip.) R. King & H. Robinson, Cuba.
- Grisebachianthus mayarensis* (Alain) R. King & H. Robinson, Cuba.
- Grisebachianthus nipensis* (B. Robinson) R. King & H. Robinson, Cuba.
- Grisebachianthus plucheoides* (Griseb.) R. King & H. Robinson, Cuba.

## 129. *Lorentzianthus*

*Lorentzianthus* R. King & H. Robinson, *Phytologia* 32: 273. 1975. TYPE: *Eupatorium viscidum* Hook. & Arn.

Erect shrubs, with moderate branching. Stems terete to obscurely 6-angled, puberulous. Leaves opposite, distinctly narrowly petiolate; blades ovate, often rather large, somewhat to distinctly acuminate at base, margins serrate, apex narrowly acuminate, trinervate from near base, minutely and darkly reticulately veined below, with minute immersed glandular punctations. Inflorescence a pyramidal panicle, pedicels short, slender. Involucral bracts ca. 20, subimbricate, in ca. 5 unequal graduated series, stramineous, oblong to ovate-elliptical, 4-costate on outer surface; receptacle slightly convex, glabrous. Florets ca. 10–12 in a head; corollas whitish to purple, narrowly funnellform, with narrowly cylindrical basal tube, mostly glabrous outside below lobes, glabrous on inner surface; cells of limb oblong with somewhat sinuous lateral walls; lobes broadly triangular, smooth on both surfaces, with clustered short capitate glands on outer surface; anther collar narrowly cylindrical, with numerous subquadrate cells below, with thin non-ornamented walls; anther appendage large, ovate-oblong, slightly longer than wide; style base not enlarged, glabrous; style branches linear, not or scarcely broadened at tips, mamilllose, becoming smooth at tip. Achenes prismatic with broad base, 5-ribbed, setuliferous on ribs; carpodium distinct, symmetrical, very short, annuliform, with moderate-sized subquadrate cells in 2–3 rows, walls scarcely thickened; pappus of 35–40 slender scabridulous rather fragile bristles in 1 series, tips not broadened, apical cells sharply acute. Pollen grains ca. 22 μm in diameter. Plate 129.

The genus *Lorentzianthus* contains a single South American species that has a corolla and general achene structure similar to *Koanophyllon*, and the two genera are considered closely related. *Lorentzianthus* differs most significantly by the easily deciduous pappus bristles, the

bristles of *Koanophyllon* being characteristically rather stout and persistent. The present genus also differs from *Koanophyllon* and superficially resembles *Critonia* in the strongly subimbricate stramineous involucres. In the few species of *Koanophyllon* where the involucres are distinct-



PLATE 129. *Lorentzianthus viscidus* (Hook. & Arn.) R. King & H. Robinson. —A. Habit,  $\times \frac{1}{2}$ . —B. Head,  $\times 7$ . —C. Corolla showing anthers,  $\times 12$ . —D. Style,  $\times 12$ . —E. Achene,  $\times 12$ .

ly subimbricate, the heads and bracts are not so narrow and the bracts are less numerous, being usually less than sixteen. There are up to 25 bracts in the involucre of *Lorentzianthus*.

The distinctive appearance of *Lorentzianthus* extends to its leaves. The broadly ovate outline with acuminate bases and tips seems unique in the area of occurrence. The minute dark reticulum of veins on the undersurface also distinguishes the genus from close relatives. The petioles in *Lorentzianthus* tend to be longer than those in most Critoniinae, approaching the longer form most common in the Hebeclininae.

The single species of *Lorentzianthus* has an essentially continuous distribution from Santa Cruz in Bolivia southward through Jujuy, Salta, and Tucuman to Cordoba in Argentina. Previous to the present series of studies, the

Bolivian material of the species, which sometimes has narrower and more nearly entire leaves, was placed in a separate species, *Eupatorium santacruzense*. Comments with the species give no evidence that the relationship to the Argentinian material was recognized. Two unvalidated names, *E. nemorense* Schultz-Bip. and *E. erythrolepis* Schultz-Bip., have also entered the literature on the basis of Bolivian material of the species.

The name *Lorentzianthus* honors Paul Günther Lorentz 1835–1881, a German botanist noted for his collections of Argentinian and Uruguayan plants.

The following single species is recognized in the genus:

*Lorentzianthus viscidus* (Hook. & Arn.) R. King & H. Robinson, Argentina, Bolivia.

### 130. Chacoa

*Chacoa* R. King & H. Robinson, Phytologia 32: 275. 1975. TYPE: *Eupatorium pseudoprasifolium* Hassler.

Erect flexuous *shrubs*, with moderate branching. *Stems* slender, terete to obscurely 6-angled, puberulous to hispidulous. *Leaves* opposite, distinctly narrowly petiolate; blades ovate to deltoid, broadly acute to truncate at base, margins serrate, trinervate from base, with scattered minute glandular punctations below. *Inflorescence* terminal on branches, a lax pyramidal panicle with rather densely corymbose branches; pedicels rather short, slender. *Involucral bracts* ca. 15, very weakly subimbricate, appearing eximbricate, in ca. 2 subequal series, with a few very short at base, lanceolate to linear, rather persistent; receptacle flat to slightly convex, glabrous. *Florets* ca. 20 in a head; corollas white, with slender basal tubes and narrowly campanulate limbs, glanduliferous on outer surface; cells of limb oblong with rather sinuous lateral walls; lobes triangular to broadly triangular, not longer than wide, smooth on both surfaces, numerous glands on outer surface; anther collar narrowly cylindrical, with numerous subquadrate cells below, cell walls thin, not ornamented; anther appendage large, ovate-oblong, longer than wide; style base not enlarged, glabrous; style branches filiform, only slightly broadened near tips, short-papillose. *Achenes* prismatic, with somewhat narrowed bases, setuliferous and glanduliferous on sides; carpodium small, shortly stopper-shaped with slight upper rim, with small subquadrate cells in 6–8 rows, walls somewhat thickened; pappus of ca. 30 persistent slender contiguous scabrid bristles in 1 series, not broadened distally, apical cells sharply acute. *Pollen grains* ca. 22  $\mu$ m in diameter. Plate 130.

The South American genus *Chacoa* is closely related to *Koanophyllon*, differing primarily by the narrow basal tube of the corolla. The pappus bristles are also slenderer than those characteristic of *Koanophyllon*, but are not deciduous as in *Lorentzianthus*. The petioles are longer than most members of the Critoniinae, but are matched in *Lorentzianthus* and a few species of *Koanophyllon*. In other characters such as habit, the involucre with very few shorter outer bracts, and the style branches without significantly broadened tips, *Chacoa* is within the range of variation of *Koanophyllon*, and *Chacoa* must be considered only a technical segregate of that genus.

The genus *Chacoa* was originally described on the basis of two species (King & Robinson, 1975*u*). Subsequent study has shown, however, that the alternate-leaved and

stipitate-glandular *Eupatorium mikaniifolium* was observed incorrectly, and does not have a narrow basal tube on the corolla. The latter species does show a close correlation of characters with a recently discovered species from Bolivia with which it is now placed in the genus *Bishovia* (King & Robinson, 1978*j*).

*Chacoa* is restricted geographically to Paraguay and the closely adjacent areas of Formosa and Misiones in Argentina. It is the Chaco region of these two countries after which the genus is named.

The following single species is recognized in the genus:

*Chacoa pseudoprasifolia* (Hassler) R. King & H. Robinson, Argentina, Paraguay.



PLATE 130. *Chacoa pseudoprasiiifolia* (Hassler) R. King & H. Robinson.—A. Habit,  $\times \frac{1}{2}$ .—B. Head,  $\times 7$ .—C. Corolla outer surface,  $\times 15$ .—D. Corolla inner surface with anthers,  $\times 15$ .—E. Style,  $\times 15$ .—F. Achene,  $\times 15$ .



PLATE 131. *Idiothamnus pseudorgyalis* R. King & H. Robinson.—A. Habit,  $\times \frac{1}{2}$ .—B. Head,  $\times 7$ .—C. Corolla outer surface,  $\times 15$ .—D. Corolla inner surface with anthers,  $\times 15$ .—E. Anther,  $\times 28$ .—F. Style,  $\times 15$ .—G. Achene,  $\times 15$ .—H. Palea,  $\times 15$ .



131. *Idiothamnus*

*Idiothamnus* R. King & H. Robinson, *Phytologia* 32: 277. 1975. TYPE: *Eupatoriastrum clavisetum* V. Badillo.

Erect spreading *shrubs* or small *trees*. with moderate branching. *Stems* rather pale, terete, faintly striated, minutely puberulous. *Leaves* opposite, with short petioles; blades elliptical to ovate, with narrowly acuminate bases and tips, margins serrate to remotely subserrulate, venation pinnate with erect-spreading secondary veins, densely glandular-punctate below. *Inflorescence* terminal on branches, corymbose; pedicels short. *Involucral bracts* ca. 14–21, subimbricate in ca. 2–3 unequal to subequal series, persistent, ovate to oblong-lanceolate; receptacle convex, with a few paleae, paleae similar to inner involucral bracts. *Florets* ca. 12–20 in a head; corollas whitish to lavender, narrowly funnelform, with broadly cylindrical basal tube, glabrous on outer surface below lobes; cells of limb oblong with rather sinuous lateral walls; lobes triangular, about 1–2 times as long as wide, smooth on both surfaces, with few to many short-capitate glands on outer surface; anther collar narrowly cylindrical, with few subquadrate cells below, cell walls with few or no beaded thickenings; anther appendage large, triangular, about as long as wide; style base not enlarged, glabrous; style branches filiform, scarcely broadened distally, slightly mamilliose to smooth. *Achenes* prismatic, 5-ribbed, sparsely setuliferous; carpodium distinct without or with slight upper rim, symmetrical, short-cylindrical to stopper-shaped, with small subquadrate cells in 6–7 rows, cell walls slightly thickened; pappus of 20–30 slender scabrid contiguous mostly persistent bristles in 1 series, sometimes slightly broadened distally, apical cells acute. *Pollen grains* ca. 18–22  $\mu\text{m}$  in diameter. Plate 131.

The South American genus *Idiothamnus* is one of the two in the *Koanophyllon* relationship distinguished by the presence of paleae on the receptacle. The other genus, *Eupatoriastrum* from Mexico and Guatemala, has much larger heads with 100–300 flowers in the head, short anther appendages, fistulose stems, and trinervately to palmately veined leaves. As such, the two genera are not regarded as closely related to each other, but separately derived from epaleaceous ancestors.

The closeness of relationship of *Idiothamnus* to *Koanophyllon* remains in question. The paleaceous receptacles are basic to *Idiothamnus* but are not always obvious. Still, the genus also differs by a number of other minor characters such as the pale regularly foliated stems, the rather elliptical pinnately veined leaves, and the comparatively narrow, sometimes weakly glanduliferous corolla lobes. In the latter characters, *Idiothamnus* partly overlaps with *Koanophyllon* and partly exceeds the known limits of that genus. It is further notable that the shared characters of the two genera are rather generalized, and that *Idiothamnus* shows none of the characters such as short anther appendages and broadened tips on the style branches that would tend to confirm close relationship to *Koanophyllon*. The present view is that the genera are not immediate relatives.

The remarkable insight of B. Robinson is apparent in *Idiothamnus*. In spite of the very different geographical distributions involved, he (1919a, 1930c) noted that the three paleaceous species then known were similar. The fourth species from Venezuela was subsequently described as *Eupatoriastrum clavisetum* by Badillo.

The phytogeography of *Idiothamnus* is anomalous. The four species are from four entirely different areas, Venezuela, Tarapoto in Peru, eastern Brazil, and northwestern Argentina. Only the Argentinian species seems particularly common. Habits and collection data would suggest that all the species of *Idiothamnus* share similar habitats in or bordering rather temperate woodlands.

The name of the genus is derived from the Greek *idios* (= distinct or peculiar) and *thamnus* (= shrub).

The following four species are recognized in the genus:

- Idiothamnus clavisetus* (V. Badillo) R. King & H. Robinson, Venezuela.
- Idiothamnus lilloi* (B. Robinson) R. King & H. Robinson, Argentina.
- Idiothamnus orgyaloides* (B. Robinson) R. King & H. Robinson, Peru.
- Idiothamnus pseudorgyalis* R. King & H. Robinson, Brazil.

132. *Mexianthus*

*Mexianthus* B. Robinson, *Contr. Gray Herb.* n.s. 80: 5. 1928. TYPE: *Mexianthus mexicanus* B. Robinson.

Erect *subshrub*, with moderate branching. *Stems* terete, striated, puberulous. *Leaves* alternate, with narrowly winged petioliform base; blades ovate, acuminate at base and tip, margins serrate, venation subtrinervate with more strongly ascending secondaries from near basal fourth, lower surface with scattered minute glandular punctations. *Inflorescence* a laxly thyrsoid leafy panicle with laxly thyrsoid branches; heads sessile

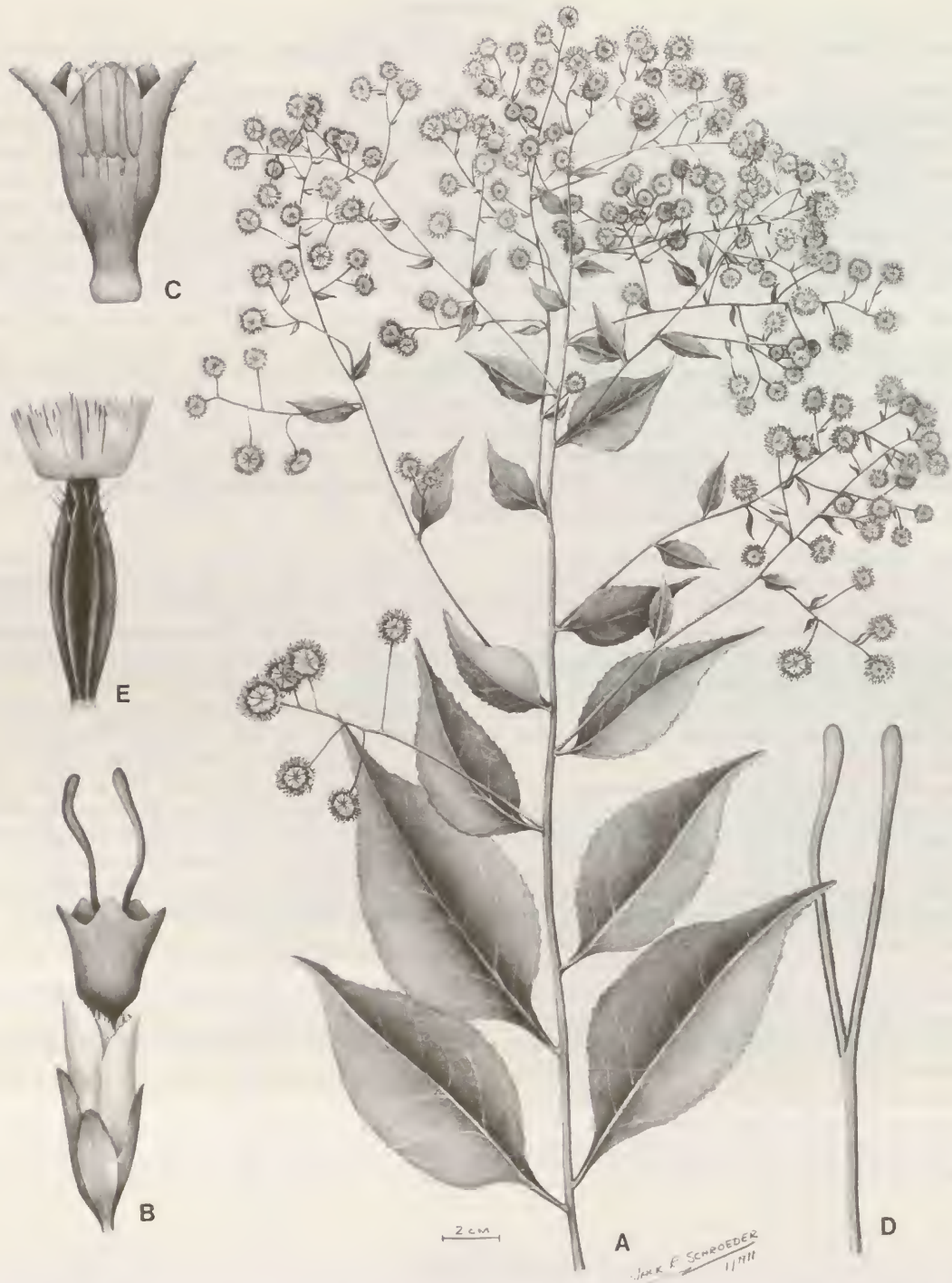


PLATE 132. *Mexianthus mexicanus* B. Robinson.—A. Habit,  $\times \frac{1}{6}$ .—B. Head,  $\times 16$ .—C. Corolla showing anthers,  $\times 25$ .—D. Style,  $\times 25$ .—E. Achene,  $\times 25$ .

in dense spherical glomerules at tips of branchlets. *Involucral bracts* 3(-5), eximbricate and subequal or with 1-2 short outer bracts, in 1-2 series, forming thin sheath around flower, mostly oblong with truncate to rounded tips, glanduliferous; receptacle minute, glabrous. *Florets* 1 in a head; corollas white, with short cylindrical basal tube and broadly funnellform to slightly campanulate limb, glabrous on outer surface below lobes; cells of limb oblong with sinuous lateral walls; lobes triangular, about as long as wide, slightly mamilllose on inner surface, smooth with clustered short-stalked capitate glands on outer surface; anther collar narrowly cylindrical, with subquadrate cells below, oblong cells above, without obvious ornate thickenings on walls; anther appendage minute, wider than long; style base not enlarged, glabrous; style appendages with minutely but distinctly spatulate tips, slightly mamilllose below tips. *Achenes* rather fusiform, 5-ribbed, glabrous below, with a few setulae above; carpodium indistinct, occasionally with a few small subquadrate cells in 2-3 series; pappus of 5-7 laciniate squamellae. *Pollen grains* ca. 18  $\mu$ m in diameter. Plate 132.

The Mexican genus *Mexianthus* was originally distinguished by B. Robinson (1928) on the basis of its single-flowered heads born in spherical clusters, its pappus of squamellae, and its seemingly exappendiculate anthers. The genus was compared by B. Robinson with the only other member of the tribe with such single-flowered heads, the Mexican species treated here as the genus *Neohintonia*, but the latter was considered generically distinct because of its capillary pappus and evident anther appendages. Though not noted by B. Robinson (1928), *Mexianthus* is also distinct from most other members of the tribe, including *Neohintonia*, by the rather fusiform achenes which become quite narrow below the pappus.

In spite of the similarity of *Mexianthus* to *Neohintonia*, B. Robinson (1928) did not regard the species involved as closely related. Because of the nearly complete reduction of the anther appendage, B. Robinson placed *Mexianthus* in a very artificial subtribe Piqueriinae with diverse genera recognized here as members of the Ageratinae, the Alomiinae, and in the case of *Trychinolepis* (= *Ophryosporus*), the Critoniinae. Only the latter South American element, of those mentioned by B. Robinson, is considered here to belong to the same subtribe as *Mexianthus*.

In the present view, *Mexianthus* and *Neohintonia* are closely related, sharing a number of features in addition to their single-flowered heads. Both have mostly alternate leaves, broad and blunt involucre bracts forming a sheath around the flower, and considerable reduction of the anther appendages. The anther appendages, enlarged tips on the style branches, and corollas with broadly cylindrical bases and broadly triangular glanduliferous lobes indicate a relationship to the large *Koanophyllon* group. There is a similarity to the South American genus of the group, *Sphaereupatorium*, which has ca. 10-11-flowered heads in spherical clusters, but the genus does not seem to be directly related.

*Mexianthus* appears to have a restricted distribution near Puerto Vallarta, in Jalisco, on the Pacific coast of Mexico. Only the type series has been seen.

The genus *Mexianthus* was named by B. Robinson in honor of the original discoverer of the plant and well-known collector of Neotropical plants, Ynes Mexia.

The following single species is recognized in the genus:

*Mexianthus mexicanus* B. Robinson, Mexico.

### 133. *Neohintonia*

*Neohintonia* R. King & H. Robinson, *Phytologia* 22: 143. 1971. TYPE: *Eupatorium monanthum* Schultz-Bip.

Scandent *subshrubs* or *shrubs*, with moderate branching. *Stems* terete, slightly striated, puberulous. *Leaves* alternate to subopposite or opposite, with distinct narrow petioles; blades ovate, bases obtuse to broadly rounded, margins serrulate, apices short-acuminate, trinervate from or near base, surfaces subglabrous, with glandular punctations on lower surface. *Inflorescence* a lax narrowly thyrsoid leafy panicle; heads sessile in spherical glomerules. *Involucral bracts* 4-5, weakly subimbricate, in 2 subequal series, oblong, persistent; receptacle minute, glabrous. *Florets* 1 or rarely 2 in a head; corollas white, with broadly cylindrical base and funnellform throat, scattered glands on outer surface, more numerous on lobes; cells of limb elongate with sinuous lateral walls; lobes triangular, as long as wide, smooth on both surfaces; anther collar narrowly cylindrical, with short-oblong cells, longer above, without evident ornate thickenings on walls; anther appendage small, very short, 3 times as wide as long, truncate; style base not enlarged, glabrous; style branches with minutely but distinctly spatulate tips, slightly mamilllose below tips, with glands along inner surface. *Achenes* prismatic, 5-ribbed, with setulae and a few glands on sides; carpodium distinct, shortly stopper-



PLATE 133. *Neohintonia monantha* (Schultz-Bip.) R. King & H. Robinson.—A. Habit,  $\times \frac{1}{3}$ .—B. Head in cluster,  $\times 9$ .—C. Corolla showing anthers,  $\times 18$ .—D. Style,  $\times 18$ .—E. Achene,  $\times 18$ .

shaped, with slight upper rim, with small subquadrate cells in 7–8 rows, cell walls slightly thickened; pappus of ca. 25 slender scabrid slightly deciduous scarcely contiguous bristles in 1 series, not broadened at tips, apical cells acute. *Pollen grains* ca. 16–18  $\mu\text{m}$  in diameter. Plate 133.

The Mexican genera *Neohintonia* and *Mexianthus* are distinguishable from all other members of the Eupatorieae by their single-flowered heads born in spherical clusters. Unlike *Mexianthus*, however, *Neohintonia* has a pappus of numerous capillary bristles, and was originally included in the broad traditional concept of *Eupatorium*. The similarity between *Mexianthus* and the type species of *Neohintonia*, *Eupatorium monanthum*, was noted by B. Robinson (1928) when he described the former, but he considered his genus to be basically distinct in its scale-pappus and its seemingly exappendiculate anthers. B. Robinson treated the two as not only generically, but subtribally distinct, placing *Mexianthus* in his highly artificial Piqueriinae.

The present treatment accepts the conclusion of B. Robinson (1928) that the species involved in *Neohintonia* and *Mexianthus* are generically distinct. The two genera are closely related, however, and have corollas with broadly cylindrical bases, broadly triangular glanduliferous corolla lobes, slightly spatulate tips on the style branches, and variously reduced anther appendages that indicate a relationship in the Critoniinae close to *Koanophyllon*. Although the anther appendages of *Neohintonia* are larger than the minute bilobed structure in *Mexianthus*, they are

sufficiently short to have, in their own right, called the placement of the species in traditional *Eupatorium* into question. The appendages are distinctly shorter than the short form found in the typical element of the related genus *Koanophyllon* that was also included in the traditional concept of *Eupatorium*. The non-fusifform achenes and the capillary pappus are more like *Koanophyllon* than *Mexianthus*, but the slender somewhat deciduous nature of the pappus bristles further distinguishes *Neohintonia* from *Koanophyllon*.

*Neohintonia* seems to have a wide distribution in central Mexico from Jalisco in the west to Oaxaca in the east. The range overlaps that of the local endemic *Mexianthus* in Jalisco.

The name of the genus honors another well-known plant collector, George B. Hinton, known for his extensive efforts in Sierra Madre del Sur in Mexico during the early part of the twentieth century (J. Hinton & Rzedowski, 1972).

The following single species is recognized in the genus:

*Neohintonia monantha* (Shultz-Bip.) R. King & H. Robinson, Mexico.

### 134. *Peteravenia*

*Peteravenia* R. King & H. Robinson, Phytologia 21: 394. 1971. TYPE: *Eupatorium schultzei* Schnittsp.

Erect coarse *herbs* or *subshrubs*, few to moderately branched. *Stems* terete, weakly striated to somewhat 6-angled, densely hispid to lanate with glandular or non-glandular hairs. *Leaves* opposite, petioles narrow, sharply delimited, often long; blades broadly ovate to deltoid with cordate bases (oblong-elliptical with obtuse to rounded bases in *P. cyrili-nelsonii*) margins usually serrulate to serrate, apices short-acuminate, trinervate from base (venation pinnate in *P. cyrili-nelsonii*), undersurface usually with minute often stipitate glands (without glands in *P. cyrili-nelsonii*). *Inflorescence* pyramidally paniculate, sometimes laxly branched; pedicels slender, often elongate. *Involucre* often pale or brightly colored, broadly campanulate; involucre bracts ca. 25, strongly subimbricate in 3–4 unequal graduated series, short-oblong to oblong-lanceolate, inner bracts mostly persistent; receptacle broadly convex, glabrous. *Florets* 18–75 in a head; corollas white, lavender, or purple, narrowly funnellform, with outer and inner surfaces glabrous; cells elongate with sinuous lateral walls; lobes triangular, as long as wide or longer, smooth on both surfaces; anther collar usually narrowly cylindrical, with numerous subquadrate cells, cell walls thin with beaded thickenings; anther appendage large, oblong-ovate, longer than wide; style base not enlarged, glabrous; style branches linear, sometimes slightly spatulate at tip, short-papillose below, mamilllose distally. *Achenes* prismatic, 4–5-ribbed, narrowed and sometimes long stipitate below, setuliferous mostly on ribs; carpodium distinct, sharply delimited above, not procurrent on ribs of achene, shortly stopper-shaped, mostly with 3–7 tiers of thin-walled cells; pappus of ca. 30 rather scabrous deciduous bristles, uniform in size and spacing, slender and non-contiguous below, broadened distally, apical cells acute. *Pollen grains* ca. 20  $\mu\text{m}$  in diameter. Plate 134.

*Peteravenia* is a genus from Mexico and Central America notable for its often whitish or reddish involucre bracts,

its usually cordate leaf bases, and its consistently slender based distally enlarged deciduous pappus bristles. The



PLATE 134. *Peteravenia schultzei* (Schnittsp.) R. King & H. Robinson.—A. Habit,  $\frac{1}{4}$ .—B. Head,  $\times 4\frac{1}{3}$ .—C. Corolla showing anthers,  $\times 9$ .—D. Style,  $\times 9$ .—E. Achene,  $\times 9$ .

genus has all the characteristic features of the Critoniinae, the strongly subimbricate involucre, the smooth corolla lobes, the unenlarged glabrous style bases, and the weakly ornamented cells of the anther collar. The genus seems

atypical, but in no way unique in the subtribe, only in the persistent nature of the inner involucre bracts.

In spite of the Critonioid nature of *Peteravenia*, the habit of the plant and the broad multi-flowered heads give

the genus a strong resemblance to *Bartlettina*, of the Hebeclininae, that occurs commonly in the same area. The resemblance caused *Peteravenia* to be placed in the *Hebeclinium* group in the recent review of the tribe (H. Robinson & King, 1977). Nevertheless, when first proposed, *Peteravenia* (King & Robinson, 1971i) was not considered an immediate relative of *Bartlettina* (King & Robinson, 1971d, 1971ff). The cordate leaf base of the then known species was a convenient distinction cited in the original reference, but was of tertiary importance. The character fails in both genera, some species of *Bartlettina* from northern South America having cordate leaf bases, and one more recently recognized species of *Peteravenia* lacking such bases. More important distinctions are the detailed structure of the pappus and the structure of the carpopodium.

The pappus of *Peteravenia* is fragile with the narrow articulated bases of the bristles well separated from each other. In all species, the tips of the bristles are slightly but distinctly enlarged. Only *Decachaeta*, among the undoubted members of the Hebeclininae, has the pappus fragile, and none of the members of the latter subtribe has the bristles so uniform in size and spacing.

The carpopodium of *Peteravenia* is sharply delimited in cellular structure, while that of *Bartlettina* intergrades with the longer cells of the achene wall, especially along the ribs. In the mature achene of *Bartlettina*, the carpopodium extends upward along the bases of the ribs, and in all undoubted members of the Hebeclininae, the ribs of the achene intergrade below with the carpopodium, although they are not always included in the callus formation.

It is notable that the receptacle in *Peteravenia* is glabrous, having none of the hairs that are common in many members of the Hebeclininae.

Within the Critoniinae, *Peteravenia* shows some resemblance to *Fleischmanniopsis* in its showy and persistent involucre bracts and in its slender pappus bristles. How-

ever, *Fleischmanniopsis* has comparatively few flowers in the heads, much more prominent enlargement on the tips of the style branches, short anther appendages, narrower and highly annulated anther collars, and a strikingly different corolla shape and venation.

As originally delimited, *Peteravenia* was regarded as rather isolated, with great internal uniformity. The more recent addition of *P. cyrili-nelsonii* considerably increases the diversity of the genus, and confirms the significance of the basic characters by which the genus is distinguished from others.

Chromosome reports for *Peteravenia* include two of  $n = 10$  and one of  $n = ca. 17$ , all from *P. phoenicolepis* (R. King et al., 1976). More recently, an additional voucher for the  $n = 17$  report has been seen (*Breedlove 14148*, CAS), and it is *Ageratina subinclusa* (Klatt) R. King & H. Robinson, a member of a genus with a base number of  $x = 17$ . Thus, only counts of  $n = 10$  can now be attributed to *Peteravenia*. Correction of this error removes any remaining question regarding the Critoniine rather than Hebeclininae nature of the genus.

*Peteravenia* has its center of diversity in northern Central America, but ranges from Costa Rica in the south to northcentral Mexico in Nuevo Leon and Tamaulipas.

The generic name honors Peter H. Raven, formerly of Stanford University, presently Director of the Missouri Botanical Garden in St. Louis.

The following five species are recognized in the genus:

- Peteravenia cyrili-nelsonii* (A. Molina) R. King & H. Robinson, Honduras.
- Peteravenia grisea* (J. Coulter) R. King & H. Robinson, Guatemala, Honduras, Nicaragua.
- Peteravenia malvaefolia* (DC.) R. King & H. Robinson, Mexico.
- Peteravenia phoenicolepis* (B. Robinson) R. King & H. Robinson, Mexico, Guatemala, Honduras.
- Peteravenia schultzii* (Schnittsp.) R. King & H. Robinson, Mexico, Guatemala, El Salvador, Honduras, Nicaragua, Costa Rica.

### 135. Critoniella

*Critoniella* R. King & H. Robinson, *Phytologia* 30: 284. 1975. TYPE: *Eupatorium acuminatum* H.B.K.

Erect herbs or shrubs, with few branches. Stems terete or rather hexagonal, weakly striated. Leaves opposite, petioles slender, more than one-third as long as blade, sharply delimited; blades ovate to broadly ovate, base obtuse to cordate, margins serrulate to serrate, apex acute to acuminate, trinervate from or near base, with or without glandular punctations below, with only veins or glandular punctations translucent. Inflorescence a broadly corymbose to cymose panicle with densely corymbose branches; heads sessile on congested glomerulate branchlets. Involucres narrowly cylindrical; involucre bracts ca. 18–32, strongly subimbricate to imbricate in 4–6(–7) strongly unequal graduated series, oblong to linear-lanceolate, 4-costate on outer surface, inner bracts usually rather persistent; receptacle flat; glabrous. Florets 6–25 in a head; corollas white, lavender, bluish, or purple, narrowly funnellform, glabrous on inner surface and outside below lobes; cells of limb narrow with sinuous lateral walls; lobes triangular, as long as wide, smooth on both surfaces, with few glands on outer surface; anther collar narrowly cylindrical, with many subquadrate cells below, short-oblong above,



PLATE 135. *Critoniella acuminata* (H.B.K.) R. King & H. Robinson.—A. Habit,  $\times \frac{1}{2}$ .—B. Head,  $\times 7$ .—C. Corolla outer surface,  $\times 14$ .—D. Corolla inner surface with anthers,  $\times 14$ .—E. Anther,  $\times 20$ .—F. Style,  $\times 14$ .—G. Achene,  $\times 14$ .

cell walls with distinct but weak annular thickenings; anther appendage large, ovate-oblong, longer than wide; style base not enlarged, glabrous; style branches with appendages terete and filiform, densely short-papillose. *Achenes* subfusiform, 5-ribbed, with few to many setulae on sides; carpodium stopper-shaped, not sharply delimited above, longer cells extending upward on lower parts of achene ribs, with subquadrate cells below



in many tiers, cell walls moderately thickened; pappus of ca. 40 persistent slender scabrid bristles in 1 series, narrowly tapering to tip, apical cells acute. *Pollen grains* ca. 19  $\mu\text{m}$  in diameter. Plate 135

The name *Critoniella* was given to the present genus because of the strong superficial resemblance, especially in the type species, to members of the genus *Critonia*. The resemblance is aided by the narrow and strongly subimbricate involucre with pale or stramineous bracts, and the presence of pellucid lines in the leaves of some species. Nevertheless, relationship to *Critonia* does not appear to be close. The pellucid lines, when examined carefully, prove to be all associated with veinlets. Also, the leaves of some species have glandular punctations, a feature never seen in *Critonia*. *Critoniella* differs from *Critonia* in numerous technical details as well, having shorter spreading rather than erect corolla lobes, slender pappus bristles tapering to the tip, narrower achenes rather fusiform from a distinct constriction below the pappus, more persistent involucre bracts, and narrower style branches.

The narrow style branches and the structure of the carpodium prove to be characters of particular interest in *Critoniella*. The style appendages are very narrow and terete with papillosity evenly distributed on all sides. Such terete appendages occur elsewhere in the tribe in *Hebeclinium*, with a superficially similar but obviously different terete form in *Castenedia*. The procurrent cells of the carpodium along the bases of the achene ribs are also similar to the type found in the subtribe Hebecliniinae to which *Hebeclinium* belongs, and a relationship of *Critoniella* to the latter subtribe seems possible. The narrow heads and the narrow flat receptacles of *Critoniella*, however, are completely foreign to the latter subtribe, and the ornamentation on the cell walls of the anther collar is not matched in undoubted members of the Hebecliniinae.

At the time of its original description, *Critoniella* was

believed to contain four species (King & Robinson, 1975i). One species that was added later, *C. leucolithogena* (King & Robinson, 1975w), had been placed first in *Hebeclinium* (King & Robinson, 1975n), where it proved anomalous by its flat receptacle. However, further examination has shown that the species is also rather anomalous in *Critoniella*, having lax inflorescences with pedicellate heads, sometimes distinctly broadened tips on the pappus bristles, and broader less terete weakly mamillate style branches. Although the species is retained in the genus here, its anomalous features have not been accounted for in the generic description.

*Critoniella* is known only from Colombia, Peru, and Venezuela, where it occurs mostly at medium elevations. It is the two rarer species, *C. albertsmithii* and *C. lebrijensis* that seem to be restricted to lower elevations of 150–700 m in the Department of Santander in Colombia. A survey of herbarium specimens seems to indicate the presence of at least one additional undescribed species in Colombia.

The following six species are recognized in the genus:

- Critoniella acuminata* (H.B.K.) R. King & H. Robinson, Colombia, Venezuela, Peru.
- Critoniella albertsmithii* (B. Robinson) R. King & H. Robinson, Colombia.
- Critoniella lebrijensis* (B. Robinson) R. King & H. Robinson, Colombia.
- Critoniella leucolithogena* (B. Robinson) R. King & H. Robinson, Colombia.
- Critoniella tenuifolia* (H.B.K.) R. King & H. Robinson, Venezuela.
- Critoniella vargasiana* (DC.) R. King & H. Robinson, Venezuela.

### 136. *Aristeguetia*

*Aristeguetia* R. King & H. Robinson, *Phytologia* 30: 218. 1975. TYPE: *Eupatorium salvia* Colla.

Erect to procumbent *shrubs* to small *trees*, moderately branched. *Stems* terete or 4–6-angled. *Leaves* opposite, petioles mostly short, usually sharply delimited; blades broadly ovate to linear, often oblong or elliptical, base cordate to cuneate, margins usually densely crenulate to dentate, venation pinnate or trinervate from base, upper surface often bullate or roughened, rarely with small glandular punctations, lower surface without evident glandular punctations, sometimes with small stipitate glands, often with tomentum. *Inflorescence* with few to many heads, corymbose with usually ascending branches, lower branches usually opposite; heads pedicellate. *Involucre bracts* ca. 25–70, strongly subimbricate, in 4–6 unequal graduated series, mostly persistent, a few innermost sometimes deciduous, ovate to lanceolate, outer surface striated; receptacle flat to slightly convex, conical in *A. lamiifolia*, glabrous. *Florets* 13–100 in a head; corollas bluish, lavender, purple, or pink, narrowly funnelform, inner and usually outer surfaces glabrous, some species with few hairs or few to many small glands on lobes; cells of limb oblong, usually with sinuous lateral walls; lobes triangular, slightly longer than wide, smooth on both surfaces; anther collar narrowly cylindrical, with mostly oblong cells, cell walls with weak but distinct annular thickenings; anther appendage large, longer than wide; style base not enlarged, glabrous; style appendage broadly strap-shaped, often longitudinally folded, mam-



PLATE 136. *Aristeguetia salvia* (Colla) R. King & H. Robinson.—A. Habit,  $\times \frac{3}{5}$ .—B. Head,  $\times 6$ .—C. Corolla showing anthers,  $\times 13$ .—D. Style,  $\times 13$ .—E. Achene,  $\times 13$ .

illose. *Achenes* prismatic, 5-ribbed, usually with setulae, without glands; carpopodium indistinct, without upper rim, composed of subquadrate to oblong cells in a few tiers, walls moderately thickened; pappus of ca. 30–45 scabrid persistent bristles congested in 1–2 series, scarcely spreading at maturity, not broadened distally, apical cells acute. *Pollen grains* ca. 22–25  $\mu\text{m}$  in diameter. Plate 136.

*Aristeguietia* is the most Gyptoid of the genera of the Critoniinae, but this is seen only in its persistent involucre, the conical receptacle of one species, the sometimes bluish flowers, and the distinctly ornamented cell walls of the anther collar. Of these characters, only the conical receptacle is unique in the Critoniinae to *Aristeguietia*. In other essential characters, the subimbricate involucre, the smooth corolla lobes, the simple style base, and the mamillate rather than papillose style branches, the genus is clearly a member of the Critoniinae, with no variations toward other subtribes.

The broad strap-shaped appendages of the style branches seem to relate *Aristeguietia* to other genera of the Critoniinae with which it occurs in the northern Andes, *Baddilloa* and *Grosvenoria*. Both of the latter genera differ by their glanduliferous achenes, the more spreading branches of their inflorescences, and the spreading pappus bristles. There is also possibly a close relationship to the genus *Asplundianthus* of the northern Andes, but the latter has narrower style branches, deciduous inner involucre bracts, and spreading pappus bristles. *Cronquistianthus* seems less closely related, having the style branches usually thickened only near the tips, the tips of the involucre bracts rounded, the branches of the inflorescence spreading, and the carpopodium distinctly asymmetrical.

*Aristeguietia* is widely distributed and sometimes common in the northern Andes from Colombia south to Peru, with most species in or near Ecuador. The type species in Chile seems a single disjunct member of the most common Ecuadorian element, being more like the latter than the otherwise southernmost species in central Peru.

The genus has some variation in the leaves, but most forms have slightly to strongly bullate upper surfaces, and the margins are usually densely crenate to dentate with scarcely any tendency toward serrate. The species from central Peru, *A. ballii* and *A. cursonii*, have only crenulate margins or margins incurved and essentially entire. The last species is more unusual in having small but distinct glandular punctations on the upper surface of the leaves. The leaves in the genus appear to have two basic shapes, one with cordate bases and usually trinervate venation, the other usually without cordate bases and with closely pinnate venation.

In most species of *Aristeguietia*, the corolla lobes are glabrous, rarely showing a hair or gland. Only *A. chimboracensis* of the more typical species seems to regularly have a few hairs or glands on the lobes. Pubescent lobes occur in some more peripheral members of the genus. The two species in central Peru, with more nearly entire leaf

margins, have numerous small glands on the lobes. The species with the conical receptacle, *A. lamiifolia* of Colombia and Ecuador, has prominent hairs and some glands on the lobes.

One species originally placed in *Aristeguietia* by King and Robinson (1975e), *A. perezoides* of Colombia, was regarded as the one exception in the genus having narrower style branches. Subsequent study has shown that the species is not in the Critoniinae, being a member of a rather distinctive subgroup of *Bartlettina* in northern South America, often having cordate leaf bases (King & Robinson, 1980/).

The generic name honors Dr. Leandro Aristeguieta of the Instituto Botánico in Caracas, Venezuela, author of the treatment of the Asteraceae in the *Flora de Venezuela*. In spite of the choice of name, the genus does not seem to occur in Venezuela.

The following 21 species are recognized in the genus:

- Aristeguietia amethystina* (B. Robinson) R. King & H. Robinson, Ecuador, Peru.
- Aristeguietia anisodonta* (B. Robinson) R. King & H. Robinson, Peru.
- Aristeguietia arborea* (H.B.K.) R. King & H. Robinson, Ecuador.
- Aristeguietia ballii* (Oliver) R. King & H. Robinson, Peru.
- Aristeguietia buddleaefolia* (Benth.) R. King & H. Robinson, Ecuador.
- Aristeguietia cacalioides* (H.B.K.) R. King & H. Robinson, Ecuador.
- Aristeguietia chimboracensis* (Hieron.) R. King & H. Robinson, Ecuador.
- Aristeguietia cursonii* (B. Robinson) R. King & H. Robinson, Peru.
- Aristeguietia dielsii* (B. Robinson) R. King & H. Robinson, Ecuador.
- Aristeguietia diplodictyon* (B. Robinson) R. King & H. Robinson, Peru.
- Aristeguietia discolor* (DC.) R. King & H. Robinson, Peru.
- Aristeguietia gascae* (B. Robinson) R. King & H. Robinson, Peru.
- Aristeguietia gayana* (Wedd.) R. King & H. Robinson, Peru.
- Aristeguietia glutinosa* (Lam.) R. King & H. Robinson, Ecuador.
- Aristeguietia lamiifolia* (H.B.K.) R. King & H. Robinson, Colombia, Ecuador.
- Aristeguietia persicifolia* (H.B.K.) R. King & H. Robinson, Ecuador.
- Aristeguietia pseudarborea* (Hieron.) R. King & H. Robinson, Peru.
- Aristeguietia salvia* (Colla) R. King & H. Robinson, Chile.
- Aristeguietia tahonensis* (Hieron.) R. King & H. Robinson, Peru.
- Aristeguietia tatamensis* (B. Robinson) R. King & H. Robinson, Colombia.
- Aristeguietia uribei* R. King & H. Robinson, Colombia.

137. *Asplundianthus*

*Asplundianthus* R. King & H. Robinson, Phytologia 30: 224. 1975. TYPE: *Eupatorium pseudoglomeratum* Hieron.

Erect to scandent *shrubs* or *trees*, moderately to densely branched. *Stems* terete to slightly angled, weakly striated, fistulose to solid, puberulous. *Leaves* opposite, petioles usually short, sharply delimited distally; blades ovate to lanceolate, base acute to truncate, margins subserrate to serrate, usually trinervate from or near base, sometimes pinnate with ascending secondary veins, with or without glandular punctations on undersurface. *Inflorescence* usually corymbose-paniculate, primary branches usually opposite; heads sessile in glomerules. *Involucral bracts* ca. 15–20, subimbricate in ca. 3–5 strongly unequal graduated series, ovate-lanceolate, often stramineous, inner bracts deciduous; receptacle flat, glabrous. *Florets* 6–10 in a head; corollas lilac, lavender, or purple, narrowly funnellform, usually with glands on outer surface; cells of throat narrow with sinuous lateral walls; lobes broadly triangular, as long as wide, smooth on both surfaces; anther collar narrowly cylindrical, lower cells subquadrate, oblong above, with weak transverse annular thickenings on walls; anther appendage large, ovate-triangular, up to twice as long as wide; style base not enlarged, glabrous; style branches narrowly linear, mamilllose. *Achenes* prismatic, 5-ribbed, glabrous or with a few setulae, rarely with a few glands; carpodium distinct, not abruptly demarcated above, stopper-shaped, composed of many tiers of subquadrate cells with moderately thickened walls; pappus of ca. 30–40 slender scabrid persistent bristles, spreading with age, slender and tapering distally, apical cells acute. *Pollen grains* ca. 20–23  $\mu\text{m}$  in diameter. Plate 137.

The genus *Asplundianthus* occurs almost entirely between the elevations of 2,500 and 3,000 m in the northern Andes from Colombia southward to Peru. It is one of a series of distinctive genera of the Critoniinae common in the area, including *Aristeguietia*, *Badilloa*, *Grosvenoria*, and *Critoniella*, but is the only one of the series with neither unusually broad style appendages as in the first three genera nor unusually narrow style appendages as in the last genus. *Asplundianthus* is further distinguished from the associated genera with broader style branches by having glabrous or nearly glabrous achenes, and to some extent by the spreading pappus bristles with slender tips. *Critoniella*, which may be the most closely related genus, differs by its extremely narrow terete style appendages, by the exclusively large thin-walled cells in the carpodium, and by the long petioles on its leaves. *Asplundianthus* also resembles the more widespread genus *Critonia* of lower elevations, but can be distinguished by the lack of internal secretory pockets in the areoles of the leaves and by the slender bristles of the pappus.

The pollen size in *Asplundianthus* is of some interest. In most species, grains are of ca. 20  $\mu\text{m}$  in diameter as measured in recently prepared slides with Hoyer's solution. This is the general size also found in the probably closely related *Critoniella*, and in many other genera of the Eupatorieae. Among the other genera of the Critoniinae from the same elevation in the northern Andes, however, pollen sizes near 25  $\mu\text{m}$  are most common. One species of *Asplundianthus*, *A. arcuans*, has a tendency for pollen grains up to 23  $\mu\text{m}$  in diameter. One other case of larger pollen in a specimen of *A. stuebelii* has proven to involve Type II pollen intermixed with some normalized Type I grains.

Within *Asplundianthus*, it is *A. arcuans* that seems par-

ticularly distinctive in a number of characters, and it is probably worthy of a separate subgenus. Its corollas are unusual in their long narrow bases, the style appendages have more enlarged tips and are more papillose below, and the leaves lack glands on their undersurfaces.

*Asplundianthus* has variation in a number of other features besides those seen in *A. arcuans*. The leaves are usually trinervate, but are pinnately veined in *A. densus*, *A. scabrifolius*, and *A. toroi*. The inflorescences vary from pyramidal to densely corymbose. The general pubescence ranges from nearly glabrous to tomentellous. There is a strong tendency toward glabrous achenes in the genus, but some species, especially *A. scabrifolius* and *A. stuebelii*, have sparsely scabrid to setuliferous or even glanduliferous upper surfaces on the achene. In one species, *A. sagasteguii*, the undersides of the leaves have a minute dense almost hyphal blackish tomentum that may be unique in the family.

The distinctions of the species of *Asplundianthus* are discussed in the two papers by King and Robinson (1975g, 1978h). There is no key to the species of the genus.

The generic name honors Erik Asplund, Swedish botanist well known for his collections of Ecuadorian plants.

The following ten species are recognized in the genus:

- Asplundianthus arcuans* (B. Robinson) R. King & H. Robinson, Colombia.
- Asplundianthus densus* (Benth.) R. King & H. Robinson, Colombia.
- Asplundianthus pseudoglomeratus* (Hieron. in Sodiro) R. King & H. Robinson, Ecuador.
- Asplundianthus pseudostuebelii* R. King & H. Robinson, Colombia.
- Asplundianthus sagasteguii* R. King & H. Robinson, Peru.



PLATE 137.—*Asplundianthus pseudoglomeratus* (Hieron. in Sodiro) R. King & H. Robinson.—A. Habit,  $\times \frac{1}{2}$ .—B. Head,  $\times 7$ .—C. Corolla outer surface,  $\times 14$ .—D. Corolla inner surface with anthers,  $\times 14$ .—E. Anther,  $\times 25$ .—F. Style,  $\times 14$ .—G. Achene,  $\times 10$ .

*Asplundianthus scabrifolius* (B. Robinson) R. King & H. Robinson, Peru.

*Asplundianthus smilacinus* (H.B.K.) R. King & H. Robinson, Colombia.

*Asplundianthus stuebelii* (Hieron.) R. King & H. Robinson, Ecuador.

*Asplundianthus toroi* (B. Robinson) R. King & H. Robinson, Colombia.

*Asplundianthus trachyphyllus* (Hieron.) R. King & H. Robinson, Peru.




PLATE 138. *Austrocritonia velutina* (Gardner) R. King & H. Robinson.—A. Habit,  $\times \frac{1}{2}$ .—B. Head,  $\times 4$ .—C. Corolla outer surface,  $\times 8$ .—D. Corolla inner surface with anthers,  $\times 8$ .—E. Anther,  $\times 16$ .—F. Style,  $\times 8$ .—G. Achene,  $\times 8$ .

138. *Austrocritonia*

*Austrocritonia* R. King & H. Robinson, *Phytologia* 31: 115. 1975. TYPE: *Eupatorium velutinum* Gardner.

Erect shrubs or small trees, with few to many branches. Stems angled to terete, subglabrous to velutinous. Leaves opposite, petioles very short or medium length; blades ovate to elliptical, bases acute to acuminate, obtuse in *A. rosea*, margins entire or remotely serrulate to closely serrate, venation usually pinnate, strongly trinervate or quinquenervate from above base in *A. taunayana*, glandular-punctate on both surfaces, without internal secretory pockets in areoles. Inflorescence broadly corymbose with ascending branches; heads sessile in clusters. Involucral bracts 12–25, strongly subimbricate in ca. 3–5 strongly unequal graduated series, oblong to elliptical-ovate, inner bracts easily deciduous; receptacle flat to slightly convex, glabrous. Florets 5 and ca. 10 in a head; corollas white, narrowly funnelform, glabrous on inner and outer surfaces; cells of throat narrow with sinuous lateral walls; lobes longly ovate-oblong, ca. twice as long as wide, smooth on both surfaces, glabrous; anther collar cylindrical, with subquadrate cells in lower part, oblong cells above, cell walls with distinct weak transverse annular thickenings; anther appendage large, oblong-triangular, ca. twice as long as wide; style base not enlarged, glabrous; style branches linear, mamilliose. Achenes prismatic, 5-ribbed, glanduliferous to glabrous on sides; carpopodium distinct, long-cylindrical, not or weakly delimited above, composed of oblong cells in numerous tiers, with subquadrate cells at base, cell walls slightly thickened; pappus of ca. 40–50 persistent congested bristles mostly in 1 series, strongly scabrid below, narrowed and becoming essentially smooth distally, apical cells acute. Pollen grains ca. 22–24  $\mu\text{m}$  in diameter. Plate 138.

As is reflected in its name, *Austrocritonia* is a member of the Critoniinae, having the simple style bases, smooth corolla lobes, and subimbricate involucre that mark that subtribe. Within the subtribe, the genus generally resembles the type genus, *Critonia*, and differs from the large *Koanophyllon* group, by the narrow heads with rather stramineous strongly imbricated involucral bracts that are mostly deciduous. The genus is not closely related to *Critonia*, however, having glanduliferous leaf surfaces and lacking internal secretory cavities in the areoles of the leaves. The genus is further distinct from *Critonia*, as well as other members of the subtribe, in the narrow tips of its pappus bristles.

From the remaining complexity of the Critoniinae, the most convenient distinction of *Austrocritonia* is geographical. As is reflected in its name, *Austrocritonia* is a southern member of the group, being one of a small series of genera in the subtribe that is restricted or nearly restricted in distribution to the southeastern part of Brazil. From the few other genera of the area with strongly subimbricate involucre, *Austrocritonia* is easily distinguished, lacking the hairs inside the corolla seen in *Neocabreria* and *Steyermarkina*, and having the narrow tips of the pappus bristles and large carpopodia unlike *Malmeanthus*.

The structure of the pappus bristles in *Austrocritonia* is the most unique and most significant unifying character of the genus. In all four species, the bristles are strongly scabrid or even barbellate at the base and become progressively smoother toward the tip. It is not simply the essentially smooth tips of the bristles that are significant, but the great contrast between the bases and tips. Such pappus bristles are not found in any other members of the subtribe.

As presently recognized, *Austrocritonia* has some di-

versity of leaf form, even among the three pinnately veined species originally placed in the genus. A key to the latter has been provided by King and Robinson (1975k). The more recently added *A. taunayana* increases further the diversity evident in the genus by its strongly trinervate and closely serrate leaves. The latter species, with its leaves and its mostly five-flowered heads, resembles the genus *Symphypappus* of the Disynaphiinae which is common in Brazil. From the latter, the *Austrocritonia* species can be distinguished by the depressed and hirtellous rather than exsulcate and glabrous upper surface of the midvein of the leaf, by the lack of ridges on the branches of the inflorescence, by the large carpopodium, and by the smooth tips on the pappus bristles.

The species of *Austrocritonia* occur in Brazil in the area of Rio de Janeiro and in the states of São Paulo and Minas Gerais. One specimen of the common *A. velutina* has been seen from the new Federal District.

Although *Austrocritonia* is a member of the Critoniinae occurring in an area where the subtribe Gyptidinae is predominant, there is no evidence that it shares any of the specialization toward savannah habitats that is common in the latter subtribe. More moist habitats are characteristic of the subtribe Critoniinae, and habitats cited for *Austrocritonia* include edges of forests and forested mountain tops.

The following four species are recognized in the genus:

- Austrocritonia angulicaulis* (Schultz-Bip. ex Baker) R. King & H. Robinson, Brazil.
- Austrocritonia rosea* (Gardner) R. King & H. Robinson, Brazil.
- Austrocritonia taunayana* (Glaz. ex B. Robinson) R. King & H. Robinson, Brazil.
- Austrocritonia velutina* (Gardner) R. King & H. Robinson, Brazil.

139. *Badilloa*

*Badilloa* R. King & H. Robinson, *Phytologia* 30: 230. 1975. TYPE: *Eupatorium salicinum* Lam.

Erect shrubs, moderately to densely branched. Stems terete, striated, pubescent. Leaves opposite, petioles short; blades oblong to lanceolate, base acute to rounded, margins serrate to remotely subserrulate, upper surface usually slightly insculptate, with glandular punctations usually on both surfaces, often dense below, venation usually pinnate, trinervate or subtrinervate from near or above base in *B. steetzii*. Inflorescence corymbose, with broadly spreading densely corymbose branches; heads shortly pedicellate or sessile. Involucral bracts ca. 16–25, strongly subimbricate in 4–5 strongly unequal graduated series, oblong or ovate to linear, 2–4-costate, inner bracts rather deciduous; receptacle flat to slightly convex, glabrous. Florets usually 4–10 in a head, up to 23 in a head in *B. steetzii*; corollas white, lavender, pink, or violet, narrowly funnelform, glabrous on inner surface and on outer surface of throat; cells of throat elongate with sinuous lateral walls; lobes triangular, ca. 1.5 times as long as wide, smooth on both surfaces, with glands or a few small hairs on outer surface near tips; anther collar usually broadly cylindrical, with subquadrate cells below, oblong cells above, cell walls with weak but distinct annular thickenings; anther appendages large, ovate, ca. 1.25 times as long as wide; style base not enlarged, glabrous; style branches broadly linear or strap-shaped, slightly mamillate. Achenes prismatic, 5-ribbed, densely glanduliferous on sides, without non-glandular setulae; carpopodium distinct, without projecting upper rim, short-cylindrical to annuliform, composed of small- to medium-sized subquadrate cells in ca. 2–9 tiers, with moderately thickened walls; pappus of ca. 30–35 scabrid persistent contiguous bristles in 1 series, spreading with age, not distinctly broadened and flattened on outer surface at base, not or slightly broadened distally, apical cells acute. Pollen grains ca. 25  $\mu\text{m}$  in diameter. Plate 139.

The genus *Badilloa* is one of a group in the subtribe Critoniinae in the northern Andes notable for broadened strap-shaped style branches. The other two genera of the group, *Aristeguietia* and *Grosvenoria*, share similar shrubby habits and often occur in the same habitats. They are the genera most likely to be confused with *Badilloa*, although the relationship between the genera is not necessarily close. *Badilloa* is easily distinguished from *Aristeguietia* by the spreading opposite branches of its inflorescences, the distinctly deciduous nature of its inner involucral bracts, the densely glanduliferous rather than strictly non-glanduliferous achenes, the more cellularly differentiated carpopodia, the more spreading mature pappus, and the heads with usually about ten flowers. The relationship to *Grosvenoria* seems closer, but the latter has multistriate rather than 4-costate involucral bracts, more prominent but less cellularly differentiated carpopodia, and more flattened outer surfaces and sporadically enlarged tips on the pappus bristles.

The resulting concept of *Badilloa* shows considerable uniformity for a group of species ranging from Venezuela and Colombia in the north to Peru in the south. The species occur mostly at elevations between 2,500 and 4,000 m. Nevertheless, the concept has been extended to include one particularly anomalous species. The Venezuelan *B. steetzii* differs from other members of the genus by its more prominently trinervate leaf blades, the greater number of flowers in the heads (15–23), and its occurrence at elevations as low as 1,000 m. The species shows some resemblance to *Asplundianthus pseudostuebelii* of Colombia, which is anomalous in its genus by the presence of some glands on the achene. In *B. steetzii*, however, the

pointed involucral bracts, the larger number of flowers in the heads, the densely glanduliferous achenes, the more sharply demarcated carpopodia, the broader style branches, and the larger pollen indicate that the species is remote from *Asplundianthus* and comparatively closely related to the other species of *Badilloa*.

The genus *Badilloa* was originally credited with nine species (King & Robinson, 1975h). The more recently added *B. atrescens* (King & Robinson, 1981f) was originally excluded because of certain features such as the long-stipitate glands of the achenes. The Ecuadorian species, represented by a single specimen, seemed to represent an intergeneric hybrid between *Badilloa* and *Aristeguietia* and was cited as a probable example of such hybridization in the survey of the tribe (H. Robinson & King, 1977). Still, the species did have the essential characters of *Badilloa*, and a second specimen from a slightly different location has demonstrated the validity of the species. Hybridization with *Aristeguietia* is not now considered probable.

The genus *Badilloa* was named in honor of Dr. Victor M. Badillo, author of numerous papers dealing with the Asteraceae of Venezuela.

The following ten species are recognized in the genus:

- Badilloa atrescens* (B. Robinson) R. King & H. Robinson, Ecuador.
- Badilloa drepanoides* (B. Robinson) R. King & H. Robinson, Peru.
- Badilloa helianthifolia* (H.B.K.) R. King & H. Robinson, Peru.
- Badilloa herrerae* (B. Robinson) R. King & H. Robinson, Peru.
- Badilloa procera* (B. Robinson) R. King & H. Robinson, Peru.





PLATE 139. *Badilloa salicina* (Lam.) R. King & H. Robinson.—A. Habit,  $\times \frac{1}{2}$ .—B. Head,  $\times 5$ .—C. Corolla outer surface,  $\times 9$ .—D. Corolla inner surface with anthers,  $\times 9$ .—E. Anther,  $\times 17$ .—F. Style,  $\times 9$ .—G. Achene,  $\times 9$ .

*Badilloa salicina* (Lam.) R. King & H. Robinson, Colombia, Ecuador.  
*Badilloa sonsonensis* R. King & H. Robinson, Colombia.  
*Badilloa sphagnophila* (B. Robinson) R. King & H. Robinson, Peru.

*Badilloa steetzii* (B. Robinson) R. King & H. Robinson, Venezuela.  
*Badilloa venezuelensis* (V. Badillo) R. King & H. Robinson, Venezuela.

140. *Grosvenoria*

*Grosvenoria* R. King & H. Robinson, *Phytologia* 30: 221. 1975. TYPE: *Eupatorium rimbachii* B. Robinson.

Erect shrubs or small trees, with many flexuous branches. Stems terete, striated, solid or partially fistulose, mostly fistulose in *G. coelocaulis*. Leaves opposite, petioles medium length to short, slender, rather sharply delimited above; blades ovate to narrowly elliptical, base narrowly to broadly acute, sometimes slightly acuminate, margins entire to remotely serrate, sharply acute to short-acuminate at apex, venation pinnate or trinervate with strongly ascending secondary veins parallel to lower margins, glandular punctate on lower surface, with or without tomentum of thin-walled flattened hairs below. Inflorescence broadly corymbose paniculate, with opposite densely corymbose branches spreading at 45° or sometimes more; heads sessile or short-pedicellate in small clusters. Involucral bracts 12–15, strongly subimbricate in 3–5 strongly unequal graduated series, ovate to ovate-lanceolate, mostly stramineous and multistriate on outer surface, inner bracts easily deciduous; receptacle flat to slightly convex, glabrous. Florets 5–10 in a head; corollas pink to white, narrowly funnellform, with tube glabrous, without hairs on inner surface; cells of throat oblong with sinuous lateral walls; lobes triangular, ca. 1.5 times as long as wide, smooth on both surfaces; anther collar narrowly cylindrical, composed of subquadrate cells below, oblong cells above, cell walls moderately ornamented with weak but distinct transverse annular thickenings; anther appendage large, ovate, longer than wide; style base not enlarged, glabrous; style branches very elongate, broadly linear, somewhat broader near tip, rounded to obtusely mamilllose. Achenes prismatic, 5-ribbed, glanduliferous on sides; carpodium with slight upper rim, broadly stopper-shaped to cylindrical, procurvent on bases of ribs, composed of medium-sized short-oblong to subquadrate cells in 5–8 tiers, cell walls moderately thickened; pappus of ca. 30–40 scabrid persistent congested bristles mostly in 1 series, bases broadened and flattened, longer bristles distinctly broadened distally, apical cells acute to obtuse. Pollen grains ca. 25 µm in diameter. Plate 140.

The genus *Grosvenoria* has a restricted distribution in the northern Andes from central Ecuador southward into northern Peru. The elevations listed at which the plants occur are between 2,700 and 3,700 m. Most specimens are recorded as tree-like, in one case up to 10 m high. As such the genus has an impressive appearance.

*Grosvenoria* is one of three genera of the Critoniinae from the area of the northern Andes showing broadly linear or strap-shaped style appendages. The appendages of the genus may be the most extreme in the group, with the appendages appearing to droop from their length in a photograph of one species. The appendages are over 0.25 mm wide throughout their length.

Of the other two genera with broad style appendages, *Aristeguietia* differs by its setuliferous but non-glanduliferous achenes, its persistent inner involucral bracts, less numerous striated bracts, and its pappus bristles not notably broadened at the bases or tips. The relationship of *Grosvenoria* is evidently closer to the genus *Badilloa* which has similarly glanduliferous achenes. *Badilloa* differs, however, in its narrower unflattened pappus bristles, its 2–4-costate rather than multicostate involucral bracts, and its smaller carpodium with smaller cells. The pappus and carpodium seem to be the most important distinctions.

The few species of *Grosvenoria* show considerable diversity. The Peruvian species differs from the others by the distinctly fistulose stems after which it is named, and by the more elliptical trinervate more serrate leaves with

glabrous undersurfaces. Two of the Ecuadorian species have solid stems, and essentially entire pinnate leaves with distinctive matted thin-walled hairs below. The remaining species, *G. campii*, has stems mostly solid with some hollow areas near the nodes, and has serrulate leaves with pinnate venation and sparse hairs below. The latter species does not have the clearly multistriate involucral bracts seen in the other species. Two of the species have pink to purplish flowers, but the corollas in *G. rimbachii* are characteristically white. It should be noted that in spite of the different designations of trinervate and pinnate venation in the genus, the lower veins involved are all from above the base and run parallel to the margin. The trinervate veins of *G. coelocaulis* differ by the sharpness of their ascent, especially in contrast to the weaker secondaries in the remainder of the leaf.

The generic name honors the Grosvenor family, a family well known for its generations of leadership in the National Geographic Society in Washington, D.C.

The following four species are recognized in the genus:

*Grosvenoria campii* R. King & H. Robinson, Ecuador.

*Grosvenoria coelocaulis* (B. Robinson) R. King & H. Robinson, Peru.

*Grosvenoria hypargyra* (B. Robinson) R. King & H. Robinson, Ecuador.

*Grosvenoria rimbachii* (B. Robinson) R. King & H. Robinson, Ecuador.



PLATE 140. *Grosvenoria rimbachii* (B. Robinson) R. King & H. Robinson.—A. Habit,  $\times \frac{1}{2}$ .—B. Head,  $\times 6$ .—C. Corolla showing anthers,  $\times 10$ .—D. Style with nectary,  $\times 10$ .—E. Achene,  $\times 10$ .

141. *Corethamnium*

*Corethamnium* R. King & H. Robinson, *Phytologia* 39: 55. 1978. TYPE: *Corethamnium chocoensis* R. King & H. Robinson.

Erect shrubs, with many branches, with stems, surfaces of young leaves, and pedicels pilose with incrassate moniliform hairs. *Stems* terete, striated. *Leaves* opposite, petioles short and stout; blades ovate to suborbicular, base obtuse, apex short-obtuse to rounded, margins crenate-serrulate, venation pinnate, with numerous glandular punctations below initially partially hidden by hairs, deciduous hairs partly biseriate, with thickened cell walls. *Inflorescence* of dense small corymbose panicles on leafy branches; heads sessile or short-pedicellate. *Involucral bracts* ca. 16–18, subimbricate in ca. 4–5 strongly unequal graduated series, broadly ovate to oblong, mostly persistent; receptacle flat, glabrous. *Florets* ca. 6 in a head; corollas white, with narrowly cylindrical tube and throat without external differentiation, with only lobes spreading, outer surface very sparsely glanduliferous, inner surface glabrous; cells of limb short-oblong, without sinuous walls; lobes narrowly oblong, 3 times as long as wide, smooth on both surfaces; anther collar cylindrical, composed almost entirely of subquadrate cells, without ornate thickenings on walls; anther appendage large, triangular-ovate, about as long as wide or longer; style base incrassate without a node, glabrous; style branches narrowly linear to filiform, becoming terete distally, distinctly papillose on all sides. *Achenes* prismatic, 5-ribbed, glabrous or with very few small glands; carpopodium in form of short cylindrical ring without a distinct upper rim, with short-oblong cells in 3–5 tiers, cell walls thickened; pappus of ca. 45 scabrid coarse congested persistent bristles in 1–2 series, less scabrid and narrowed distally, apical cells subacute. *Pollen grains* ca. 25  $\mu\text{m}$  in diameter. Plate 141.

The genus *Corethamnium* is known from a single specimen collected by Earl L. Core in a distinctive area of Colombia on the Pacific slope of the Andes, in the interior of the Choco region adjacent to the Department of Antioquia. The genus has a deceptively close resemblance to species of *Ageratina* subgenus *Andinia* which are common in the northern Andes. Nevertheless, *Corethamnium* is not even a member of the subtribe Oxylobinae to which *Ageratina* belongs. The genus is actually one of the more distinctive members of the subtribe Critoniinae.

The subtribal position of *Corethamnium* is fixed primarily by the strongly subimbricate bracts of the involucre. The essentially smooth corolla lobes and the glabrous unenlarged style base further indicate a position in the Critoniinae. The only character in conflict is the distinctly papillose stylar appendage, but such appendages are present in a few other Critoniinae. A feature that precludes relationship to the Oxylobinae is the poorly delimited carpopodium with small thick-walled cells.

*Corethamnium* has two particularly distinctive features, the form of the corolla, and the pubescence of the stem and leaves. The long lobes of the corolla seem to arise directly from the tube, and the throat can be distinguished

from the tube only by observing the point of insertion of the filaments. The combined narrow throat and tube is remarkably thick and firm. The hairs of the stems and leaves are unique in their vermiform nature with various parts 1–3-seriate. Other hairs in the Eupatorieae having such short cells do not have such thick walls. The hairs of *Corethamnium* have thin-walled cells at the base which seem to be responsible for the ease of dehiscence. Older leaves of the genus become nearly glabrous.

The genus seems rather isolated in the Critoniinae, with possible closest relationships to the similarly monotypic or oligotypic genera *Castenedia* and *Imeria* of Colombia and Venezuela respectively. All three genera share distinctly pinnate leaf venation, but neither of the others has the distinctive hair or corolla types seen in *Corethamnium*.

The generic name honors the collector, Earl L. Core (1902–1984), a participant in the Cinchona Expedition in 1944. Dr. Core is best known for his work on the flora of West Virginia.

The following single species is recognized in the genus:

*Corethamnium chocoensis* R. King & H. Robinson, Colombia.

142. *Castenedia*

*Castenedia* R. King & H. Robinson, *Phytologia* 39: 58. 1978, "*Castenedia*." TYPE: *Castenedia santamartensis* R. King & H. Robinson.

Erect shrubs, with many spreading branches. *Stems* subterete or angled, striated, glabrous, most internodes elongate but with frequent extremely short internodes. *Leaves* opposite, petioles of moderate length, rather sharply delimited; blades elliptical or elliptical-oblong to slightly obovate, base shortly and abruptly acute,



PLATE 141. *Corethamnium chocoensis* R. King & H. Robinson.—A. Habit,  $\times \frac{1}{2}$ .—B. Head,  $\times 5$ .—C. Corolla outer surface,  $\times 10$ .—D. Corolla inner surface with anthers,  $\times 10$ .—E. Anther,  $\times 15$ .—F. Style,  $\times 12$ .—G. Achene,  $\times 10$ .

margins remotely serrulate, apex short-acute to obtuse, venation pinnate, obscurely glandular-punctate below. *Inflorescence* a dense corymbose panicle; heads sessile to subsessile in smaller clusters of 2–3. *Involucre* cylindrical; involucre bracts ca. 25, subimbricate, in ca. 4 strongly unequal graduated series, broadly ovate to linear-oblong, inner bracts easily deciduous; receptacle flat, glabrous. *Florets* 6–7 in a head; corollas white, narrowly funnellform, sparsely glanduliferous on narrow tube and on throat, more glands on lobes; cells of



PLATE 142. *Castenedia santamartensis* R. King & H. Robinson. —A. Habit,  $\times \frac{1}{2}$ . —B. Head,  $\times 5$ . —C. Corolla with anthers and style,  $\times 9$ . —D. Style,  $\times 9$ . —E. Anther,  $\times 18$ . —F. Achene,  $\times 9$ .

limb oblong, with walls not or scarcely sinuous; lobes triangular, slightly longer than wide, smooth on both surfaces; anther collar cylindrical, composed of subquadrate cells, cell walls distinctly and evenly thickened without ornate lines; anther appendage large, triangular-ovate, ca. twice as long as wide; style base not enlarged, glabrous; style branches with broader stigmatic part, in appendage becoming filiform and terete with short papillae on all sides. *Achenes* prismatic, 5-ribbed, glabrous; carpodium shortly stopper-shaped, with slight projecting upper rim, with rather small usually oblong cells in 10–12 tiers, cell walls thickened; pappus of ca. 60 congested scabrid persistent bristles in ca. 2 series, narrowed distally, apical cells sharply acute. *Pollen grains* ca. 25–27  $\mu\text{m}$  in diameter. Plate 142.

The monotypic genus *Castanedia* has the unmistakable subimbricate involucre with deciduous inner bracts, simple style base, and smooth corolla lobes of the subtribe Critoniinae, and has a general resemblance to various other genera of the subtribe in the northern Andes. *Castanedia*, however, seems both structurally and geographically isolated from the other potential relatives in the Andes, and may represent part of an older relict group that presently has only limited representatives in northern South America.

*Castanedia* resembles the Andean genera *Badilloa* and *Grosvenoria* in habit and the form of the involucre. The large size of the shrubs or perhaps small trees, up to eight meters tall, is particularly reminiscent of *Grosvenoria*. The other two genera are nevertheless basically different in their unusually broad strap-shaped style appendages and their densely glanduliferous achenes. The style branches of *Castanedia* are also unusual in the tribe, but they are unusual in the way they taper from the broad stigmatic portion to a terete filiform tip. The terete filiform style appendages that occur in such genera as *Hebeclinium* and *Critoniella* are of a finer texture, and do not seem closely related. It also seems significant that none of the genera mentioned in comparison have slenderly cylindrical basal tubes on the corolla or distinctly bi-tri-seriate pappus bristles of the type seen in *Castanedia*.

The actual relationship of *Castanedia* in the Critoniinae is not certain, but the narrow papillose style appendages

and strictly pinnate venation of the leaves recall another monotypic genus in Colombia, *Corethamnium*. The latter is thoroughly distinct in its unique vermiform hairs and peculiar corollas, as well as in details of the carpodium and leaves, and would not itself be a very close relative. There is a possibility that the oligotypic pinnately veined *Imeria* of the Guayana Highlands is also related, but the differences in habit, pubescence, corolla form, and style branches only further the impression of isolation in *Castanedia*.

The specimens of *Castanedia* show a peculiarity in the lengths of the internodes of the stem. Sporadically, a pair of nodes is very close, sometimes resulting in very congested branching. The feature seems rather obvious in spite of considerable variation in the length of other internodes.

The distinct nature of *Castanedia* is partly explained by its endemism to the isolated Sierra de Santa Marta in northern Colombia. The area has a geological history distinct from that of the adjacent Andes, and is noted for many endemics. The area was actually elevated somewhat before the surrounding Andes.

The generic name honors the Colombian botanist and collector of the type of the single species, R. Romero Castañeda.

The following single species is recognized in the genus:

*Castanedia santamartensis* R. King & H. Robinson, Colombia.

### 143. *Imeria*

*Imeria* R. King & H. Robinson, Phytologia 32: 271. 1975. TYPE: *Eupatorium memorabile* Maguire & Wurd.

Erect slender *shrub*, with moderate branching. *Stems* rather thick, terete, densely villous, hairs with enlarged bases. *Leaves* opposite, petioles rather short, distinct, stout; blades thickly coriaceous to subcoriaceous, ovate to elliptical, obtuse to acuminate at base, margins entire or serrate, apices shortly acute to acuminate, venation pinnate with spreading secondaries, strongly scabrid on upper surface, densely punctate below with large immersed glands, densely villous below on veins, sparsely pilosulous between. *Inflorescences* terminal on branches, corymbose, heads sessile in dense clusters on branchlets. *Involucral bracts* ca. 20–25, strongly subimbricate in 4–5 unequal graduated series, oblong-ovate to oblong-lanceolate, outer bracts persistent with densely puberulous tips, inner bracts deciduous; receptacle slightly convex, sparsely hirsute. *Florets* 8–10 in a head; corollas rose-colored or pink, narrowly funnelform, glabrous on inner and outer surfaces; cells of throat oblong with sinuous lateral walls; lobes triangular, slightly longer than wide, smooth on inner surface, densely mamilllose to papillose outside on the tips, forming sclerified cap; anther collar shortly cylindrical, cells oblong, with thin to slightly thickened walls and with weak but distinct annular thickenings; anther appendage large, triangular, more than twice as long as wide; style base not enlarged, glabrous; style branches linear, slightly mamilllose. *Achenes* prismatic, 7–9-ribbed, glabrous, with internal carbonization of wall often weakly developed; carpodium without distinct upper limit, very shortly cylindrical, with subquadrate cells in 5–6 rows, cell walls strongly thickened; pappus of ca. 50 congested scabrid subpersistent bristles in 1–2 series, longer bristles broadened at tips, apical cells subacute to obtuse. *Pollen grains* ca. 27–30  $\mu\text{m}$  in diameter. Plate 143.

The genus *Imeria* is one of the few members of the tribe Eupatorieae on the tepuis in the Guayana Highland region

of northern South America. The other members of the tribe in the Guayana region, a few species of *Koanophyllon*



PLATE 143. *Imeria memorabilis* (Maguire & Wurd.) R. King & H. Robinson.—A. Habit,  $\times 4$ .—B. Head,  $\times 6$ .—C. Corolla showing anthers,  $\times 13$ .—D. Style,  $\times 13$ .—E. Achene,  $\times 13$ .



of the subtribe Critoniinae, some species of *Chromolaena* of the Praxelinae, and the genus *Guayania* of the Hebecliniinae differ in having rather obvious relationships to elements outside of the area, while *Imeria* seems rather remote from all other genera in the Critoniinae.

*Imeria* is unlike most members of the tribe, but similar to many other plants of the tepuis in the rigidly branched habit and coriaceous leaves. The hairs of the stems and leaves have prominent enlarged bases, with the crowded and somewhat persistent bases forming a rather papillose cover on the young stems. Cross sections of the leaves show large thick-walled epidermal cells, and vascular strands sheathed in sclerids. The glands are apparently a part of a small fascicle at the base of a pit with one to three small uniseriate hairs scarcely evident in the pit beside the large biseriate glands. The involucre is narrow and strongly subimbricate as in the Critoniinae and Praxelinae, but differ from the latter by having the outer bracts persistent. The receptacle is prominently hirsute as in many Hebecliniinae, but the anther collars and carpodium are totally unlike members of that subtribe. The sclerified cap on the tips of the corolla lobes is slightly reminiscent of *Chromolaena*, but is interpreted here as of independent origin, being only part of a general trend in *Imeria* toward sclerification of parts. The achene walls are somewhat distinctive in the weak development of car-

bonization, but not as distinctive as thought at the time when the genus was described (King & Robinson, 1975s). The number of ribs on the achene distinguishes the genus from many others in the tribe. The combination of characters prevents any suggestion regarding immediate relatives, but the comparatively superficial character of spreading pinnate venation in the leaves encourages placement of *Imeria* in the system close to the equally isolated monotypic genera *Corethamnium* and *Castanedia* of Colombia.

The genus *Imeria* occurs in the southernmost part of Venezuela on the mountain known as Neblina. The name of the genus was chosen to honor the original name given to Neblina by Richard Spruce. The name Imeri has been used by some for the mountains to the south of Neblina-Imeri, but there can be no doubt as to which mountain Spruce originally applied the name. Recently the type species has also been reported from the adjacent Cerro Avispa, and a second species with serrate leaves has been described from the nearby Macizo Aracamuni (Badillo, 1985).

The following two species are recognized in the genus:

*Imeria memorabilis* (Maguire & Wurd.) R. King & H. Robinson, Venezuela.

*Imeria serratifolia* V. Badillo, Venezuela.

#### 144. *Malmeanthus*

*Malmeanthus* R. King & H. Robinson, *Phytologia* 47: 225. 1980. TYPE: *Eupatorium subintegerrimum* Malme.

Erect shrubs, moderately branched. Stems subterete, distinctly striated, densely puberulous or pilosulous. Leaves opposite, petioles rather short to medium length; blades ovate, base short-acute to short-acuminate, margins serrulate to subentire, apex scarcely acuminate, venation ascending pinnate, glandular-punctate on both surfaces, puberulous to tomentellous below. Inflorescences terminal on branches, corymbose paniculate, with ascending mostly alternate branching; heads with short narrow pedicels. Involucres campanulate; involucre bracts ca. 20, strongly subimbricate in ca. 4 strongly unequal graduated series, stramineous, mostly oblong with rounded tips, glabrous and 2-4-costate on outer surface, inner bracts easily deciduous; receptacle slightly convex, glabrous. Florets 5-22 in a head; corollas whitish, narrowly funnelliform, with broad basal tube, glabrous inside and on outer surface below lobes; cells of limb elongate with lateral walls straight or in inner layer sinuous; lobes triangular, about as long as wide to twice as long as wide, smooth on both surfaces, with or without sparse glands on outer surface; anther collar cylindrical, with mostly oblong cells, few to many subquadrate cells near base, cell walls with slight but distinct reticulate thickenings; anther appendage large, oblong, slightly longer than wide; base of style not enlarged, glabrous; style appendages narrowly linear, slightly to distinctly mamillate. Achenes prismatic, narrowed at base, 5-costate, with hairs, setulae, or glands on sides; carpodium nearly to completely obsolete, with few differentiated cells; pappus of ca. 30-35 scabrid slender persistent bristles in mostly 1 series, not or scarcely broader and not more scabrid distally, apical cells acute. Pollen grains ca. 25 µm in diameter. Plate 144.

The genus *Malmeanthus* is one of five genera of the Critoniinae in southeastern Brazil having strongly subimbricate involucre with the inner bracts deciduous. Within the small group, *Malmeanthus* is the smallest ge-

nus and the least frequently collected, being known from little other than the type collections of its three known species. The genus also suffers from the rather ordinary nature of the combined characters by which it is distin-



PLATE 144. *Malmeanthus subintegerrimus* (Malme) R. King & H. Robinson. — A. Habit,  $\times \frac{1}{2}$ . — B. Head with separate representative involucre bracts,  $\times 6$ . — C. Corolla outer surface,  $\times 10$ . — D. Corolla inner surface with anthers,  $\times 10$ . — E. Anther,  $\times 18$ . — F. Style,  $\times 10$ . — G. Achene,  $\times 10$ .

guished in the subtribe. Still, *Malmeanthus* is thoroughly distinct within the Brazilian group by the lack of the specialized characters seen in the other genera.

*Malmeanthus* differs from the most widely distributed genus in the group, *Critonia*, by the presence of glandular punctations on the leaves and by the lack of internal se-

cretory cavities in the areoles of the leaves. The achenes and bristles of the pappus are also slenderer in *Malmeanthus*.

Of the remaining genera which are restricted or nearly restricted to the area of southeastern Brazil, *Neocabreria* and *Steyermarkina* are immediately distinct in the pu-

bescent inner surfaces of their corollas. The two genera are further distinct in a number of details such as short anther appendages or pyramiddally paniculate inflorescences that are indicated under those genera. The two genera, in spite of their geographical proximity, are not considered closely related to *Malmeanthus*.

Among the Brazilian genera, the only one potentially close to *Malmeanthus* in relationship is *Austrocritonia*. The latter has a similar habit, including the general form of the inflorescence, but it differs in significant details. *Austrocritonia* has the heads sessile in clusters, has the pappus bristles tapering to essentially smooth tips, and has a broad achene base with a distinct carpopodium, all features lacking in *Malmeanthus*.

In spite of the seeming negative nature of the distinctions of *Malmeanthus*, the genus shows considerable integrity of characters and is regarded as a natural group. It has been impossible to extend the generic characterization to include the homeless Brazilian species *Eupatorium clibadioides* Baker. The latter has most of the technical characters of *Malmeanthus*, but differs by being essentially

glabrous with nearly sessile strongly acuminate leaves trinervate from above the base, by having only minute sparse glandular punctations restricted to the lower leaf surface, by having long-pedicellate heads, and by having usually a few extra ribs on the achenes.

*Malmeanthus* seems to be a rather temperate genus compared to *Austrocritonia*, being known mostly from Santa Catarina in Brazil southward into Uruguay and westward into Misiones in Argentina. Only *M. hilarii* occurs to the north in Minas Gerais. A key to the species of *Malmeanthus* has been provided by King and Robinson (1980n).

The generic name honors Gustaf Malme, the Swedish botanist, noted for his studies on Brazilian Asteraceae.

The following three species are recognized in the genus:

- Malmeanthus catharinensis* R. King & H. Robinson, Brazil.
- Malmeanthus hilarii* (B. Robinson) R. King & H. Robinson, Brazil.
- Malmeanthus subintegerrimus* (Malme) R. King & H. Robinson, Argentina, Brazil, Uruguay.

#### 145. *Hughesia*

*Hughesia* R. King & H. Robinson, *Phytologia* 47: 252. 1980. TYPE: *Hughesia reginae* R. King & H. Robinson.

Woody vines. Stems terete, solid, glabrous, partly reddish brown. Leaves opposite, petioles moderately long, sharply delimited; blades ovate, base broadly rounded, margins subentire, remotely and minutely serrulate, apex shortly acute, minutely acuminate, trinervate with strongly ascending veins from near base, upper and lower surfaces essentially glabrous, without glandular punctations, with prominulous veinlets. Inflorescences terminal on lateral branches, distinctly thyrsoid-paniculate with spreading branches; heads sessile or subsessile in small clusters at ends of branchlets, broadly campanulate. Involucral bracts ca. 18, strongly subimbricate, in ca. 4 strongly unequal graduated series, broadly ovate to oblong or linear-oblong, tips rounded, outer surface glabrous, 2-4-costate, inner bracts easily deciduous; receptacle convex or hemispherical, glabrous. Florets ca. 9 in a head; corollas dried appearing as purple in distal half, narrowly funnelform with broadly cylindrical basal tubes, glabrous on inner and outer surfaces; cells of limb oblong with lateral walls not or scarcely sinuous, cells often filled with oil; lobes triangular, about as long as wide, smooth on both surfaces; anther collars cylindrical, with numerous subquadrate or shorter cells below, cell walls with weak but distinct annular thickenings; anther appendages large, oblong, 1.5 times as long as wide; style base not enlarged, glabrous; style branches linear, densely mamillate or short-papillose. Achenes prismatic, 5-ribbed, with short setulae above, glabrous below; carpopodium distinct, sharply delimited, with slight rim above, short-cylindrical, slightly procurvent on ribs, composed of small subquadrate cells in ca. 7 tiers, cell walls with densely beaded thickenings; pappus of ca. 30 slender scabrid persistent bristles in 1 series, not or scarcely broadened at tips, apical cells acute. Pollen grains ca. 18-20  $\mu\text{m}$  in diameter. Plate 145.

The genus *Hughesia* has the strongly subimbricate involucre with deciduous inner bracts, the simple style bases, and the smooth corolla lobes that are characteristic of the subtribe Critoniinae, and membership in the subtribe is not in doubt. Nevertheless, *Hughesia* has some features reminiscent of members of other subtribes. The scandent habit caused the material of the genus to be labelled and distributed at one time as *Mikania* aff. *lawrancei*, in a

genus that is mostly scandent and often has thyrsoid inflorescences. Still, the strongly subimbricate involucre and the circa nine flowers in the heads preclude a relationship between *Hughesia* and the Mikaniinae. The small rounded receptacles of *Hughesia* resemble those of *Hebeclinium* in the Hebeclininae, but the inflorescence lacks the arcuate-cymose branching, the filiform style branches, the elongate anther collars, and the thin-walled carpo-



PLATE 145. *Hughesia reginae* R. King & H. Robinson.—A. Habit, vegetative stem,  $\times \frac{1}{2}$ .—B. Flowering branch,  $\times \frac{1}{2}$ .—C. Head,  $\times 6$ , with separate view of receptacle and representative involucral bracts.—D. Corolla outer surface,  $\times 15$ .—E. Corolla inner surface with anthers,  $\times 15$ .—F. Anther,  $\times 20$ .—G. Style,  $\times 15$ .—H. Achene,  $\times 15$ .

podial cells procurent on the achene ribs as in the latter genus.

Within the Critoniinae, *Hughesia* is one of the most scandent genera and is also rather distinctive in the strictly thyrsoid inflorescence, the slender pappus bristles, and the glabrous corollas. The equally scandent *Uleophytum* from Peru differs by having its inflorescences sessile in the axils of normal leaves. *Hughesia* resembles the more scandent members of *Critonia* but differs in the strictly thyrsoid inflorescence branching, the convex receptacles, and the lack of internal secretory pockets in the areoles of the leaves. The combination of all characters suggests that *Hughesia* is actually closest to the somewhat more shrubby genus *Steyermarkina* which occurs mostly in southeastern Brazil. *Hughesia* is thoroughly distinct from the latter, however, by the more trinervate leaves, the

more numerous flowers in the heads, the glabrous corollas with short lobes, the sparsely setuliferous achenes, and the contiguous rather than congested bristles of the pappus with scarcely broadened tips.

The leaves of *Hughesia* seem to have unusually prominent ducts along the larger veins. In both cross sections and cleared material, the ducts are seen to rest in a concavity along the upper surfaces of the veins.

The genus is named in honor of the well-known botanical illustrator, Dr. Regina Hughes, whose work appears in the present treatment as well as many other publications.

The following single species is recognized in the genus:

*Hughesia reginae* R. King & H. Robinson, Peru.

#### 146. *Ophryosporus*

*Ophryosporus* Meyen, Reise Erde 1: 402. 1834. TYPE: *Ophryosporus triangularis* Meyen.

*Piqueria* section *Artemisioides* DC., Prodr. 5: 105. 1836. TYPE: *Piqueria artemisioides* H.B.K.

*Trychinolepis* B. Robinson, Contr. Gray Herb. n.s. 80: 6. 1928. TYPE: *Trychinolepis hoppii* B. Robinson.

Erect *herbs* or *subshrubs* with woody stems or bases, 2 species scandent, sparsely to densely branched, often with prominent axillary fascicles. *Stems* terete, striated, puberulous. *Leaves* usually opposite, rarely alternate, spirally inserted in *O. triangularis*, petioles short to moderately long; blades minute to large, broadly lanceolate to elliptical, base cuneate to truncate, margins coarsely to scarcely serrate, apex acute to short-acuminate, venation strongly to scarcely trinervate, with or without glandular punctations, minutely stipitate-glandular in *O. triangularis*. *Inflorescence* corymbose or broadly to narrowly thyrsoid, with corymbose branches; heads shortly pedicellate or sessile, lateral heads sometimes from axils of lower involucre bracts of central heads. *Involucre bracts* 4–8, eximbricate, in 1–2 mostly subequal series, ovate-lanceolate to oblong, persistent; receptacle slightly convex, glabrous. *Florets* 3–12 in a head; corollas white, with constricted basal tube and narrowly funnelform or campanulate limb, usually glanduliferous outside, glabrous or rarely puberulous inside; cells of limb oblong with somewhat sinuous lateral walls; lobes triangular, 1–2 times as long as wide, smooth on both surfaces; anther collar cylindrical, with short cells below, with distinct but weak annular thickenings on walls; anther appendages obsolete, divided into 2 minute lobes; style base not enlarged, glabrous; style branches with strongly knob-like smooth tips, mamillate below. *Achenes* prismatic, 5-ribbed, with minutely gland-tipped hairs, or setulae, or both on sides, base narrowed and sometimes striated, usually twisted with prominent wedge-shaped groups of cells; carpopodium distinct, slightly stopper-shaped with projecting upper rim, composed of small subquadrate cells in 2–7 tiers, with slightly thickened walls; pappus of bristles, broad lacinate scales, vestigial squamellae, or lacking, bristles scabrid to subplumose, persistent, not broadened distally, apical cells acute. *Pollen grains* ca. 17–22  $\mu\text{m}$  in diameter. Plate 146.

The genus *Ophryosporus* is one of many genera of the Critoniinae with shortened anther appendages but is thoroughly distinct in the extent of the reduction. The anthers superficially appear to be totally exappendiculate. The genus is also distinct in the subtribe by the totally eximbricate nature of the involucre and is somewhat distinct in the clearly knob-like tips of the style branches of all the species. The present genus, on this basis, would not be expected to present any problems of definition to taxonomists. Unfortunately, the opposite has proven to be true,

as a result of a variable pappus and inaccurate observations.

To the extent that they have been properly observed, the species now placed in *Ophryosporus* have been placed in the traditional systems of classification in the subtribe Piqueriinae, because of the reduced anther appendage. Nevertheless, because of the variations in pappus, the species have been placed in three different genera. Traditional *Ophryosporus* included those members of the Eupatorieae having an obsolete anther appendage combined



PLATE 146. *Ophryosporus triangularis* Meyen.—A. Habit,  $\times \frac{1}{4}$ .—B. Head,  $\times 7$ .—C. Corolla showing anthers,  $\times 10$ .—D. Style,  $\times 10$ .—E. Achene,  $\times 10$ .

with an ordinary capillary pappus. One species with a pappus of lacinate scales was the basis of a genus *Trychinolepis*, and the remaining species, lacking a pappus, were placed in *Piqueria*. In spite of the anther appendage, the

eximbricate involucre, and the sometimes absent pappus, *Ophryosporus* is not closely related to the Ageratinae to which *Piqueria* belongs. It has the essentially smooth corolla lobes, weak annulations of the anther collar, and

enlarged tips of the style branches that indicate a proper position in the Critoniinae. The species of *Ophryosporus* are definitely not closely related to the true *Piqueria* of Mexico, Central America, and the West Indies, which has longer corolla lobes densely papillose on the inner surface, densely papillose linear style branches without knob-like tips, papillose to puberulous lower parts of the anther filaments, strongly annulated cell walls of the anther collars, and sparse minute internal punctations in the achene walls.

Additional generic problems have been noted among species with a capillary pappus. Failure to note the lack of an anther appendage has resulted in some specimens and species being placed in the broad concept of *Eupatorium*, a placement unacceptable even before the redefinition of the latter genus. Since a number of species of *Ophryosporus* have four involucre bracts and four flowers in the heads, they have been placed in *Mikania*. Also, one species of *Mikania*, *M. pachychaeta*, was placed in *Ophryosporus*. *Mikania* is readily distinguished by the consistent presence of large anther appendages and by the total lack of knob-like tips on the style branches.

Three Mexican species of *Decachaeta* of the subtribe Hebeclininae were placed at one time in *Ophryosporus* by B. Robinson (1925), because of their short anther appendages. The species can be distinguished from true *Ophryosporus* easily by their large alternate leaves, the larger number of flowers in their heads, the distinct tuft of hairs on their receptacles, by the anther appendages being reflexed and undivided instead of inflexed and divided, and by the cells of the anther collar lacking annular thickenings. *Decachaeta*, like true *Piqueria*, is outside of the geographical range of *Ophryosporus*.

The actual relationship of *Ophryosporus* in the Critoniinae seems closest to *Koanophyllon*, where many species have rather short anther appendages and enlarged tips on the style branches. Some species of *Koanophyllon* also show eximbricate involucre. The extreme reduction of the anther appendage in *Ophryosporus* distinguishes the genus. There is a habitual resemblance and considerable geographical overlap with the Andean genus *Cronquistianthus*, and both show similar asymmetry in the achene base and carpodium. The latter genus differs, however, in its well-developed anther appendage, its strongly subimbricate involucre, and the rounded tips of the involucre bracts.

Although *Ophryosporus* is a discrete and basically unified genus within the Critoniinae, there is significant internal variation. The variation in the pappus is most obvious, but seems to represent a general tendency for reduction in the genus rather than a natural subgroup within it. The species that were once placed in *Piqueria* section *Artemisioides* have variations in other characters that seem in part to parallel those among the species with a capillary pappus. For this reason, the section is not recognized in this treatment. The common habit is also seen in *O. cumingii*, which has a vestigial squamellose

pappus and rather strongly mamillate cells on the corolla lobes. The other species with a squamellose pappus, *O. (Trychinolepis) hoppii*, has a different habit and smoother lobes, suggesting that the two are not close.

The type species, *O. triangularis*, along with two related Chilean species, presents a rather distinctive appearance with small short-petiolate leaves inserted in dense spirals and a more spike-like inflorescence. The type species also has hairs inside the corolla in some specimens. This more xeromorphic typical group might be worthy of subgeneric distinction.

Most species of *Ophryosporus* lack glandular punctations on the leaves, but punctations are present in a few such as *O. pubescens*.

The inflorescence in *Ophryosporus* varies in shape from spike-like to pyramidally thyrsoid or corymbose, and differs greatly in the density of branching. In all species, however, the heads are closely borne in the ultimate subunits. This reaches its extreme in some species where the lateral heads apparently arise from the axils of involucre bracts of the primary heads.

The genus *Ophryosporus* is restricted entirely to South America. The majority of the species fall within the Andean region from southern Ecuador south through Peru and Bolivia to Argentina. A small group of species in southeastern Brazil are generally similar to those of the Andes. Three Chilean species have a geographical isolation that somewhat reinforces their structural distinction. The closest approach to the latter, geographically, is the rather anomalous *O. (Trychinolepis) hoppii* of southern Peru. Only the problematical *O. serratifolius* has been cited from Colombia (B. Robinson, 1930c), but no material has been seen.

The limits of the genus have been discussed by King and Robinson (1972i, 1972iii), but the only keys to species are those of B. Robinson (1906) to *Ophryosporus* sensu stricto and to *Piqueria* section *Artemisioides*.

The name of the genus is derived from the Greek words *ophrys* (= brow or eyebrow) and *spora* (= seed). The name is said by B. Robinson to refer to the often ciliated costae of the achenes. The name *Trychinolepis* is from the Greek *trychinos* (= lacerated) and *lepis* (= scale), in reference to the squamellose pappus of the one species.

The following 37 species are recognized in the genus:

- Ophryosporus angustifolius* B. Robinson, Bolivia.
- Ophryosporus anomalus* R. King & H. Robinson, Chile, Peru.
- Ophryosporus apricus* B. Robinson, Peru.
- Ophryosporus axilliflorus* (Griseb.) Hieron., Argentina, Bolivia.
- Ophryosporus bipinnatifidus* B. Robinson, Peru.
- Ophryosporus burkartii* Cabrera, Argentina.
- Ophryosporus charua* (Griseb.) Hieron., Argentina.
- Ophryosporus chilca* (H.B.K.) Hieron., Peru.
- Ophryosporus cumingii* Benth. ex Baker, Bolivia.
- Ophryosporus densiflorus* (Benth.) R. King & H. Robinson, Ecuador.
- Ophryosporus eleutherantherus* (Rusby) B. Robinson, Peru, Bolivia.

- Ophryosporus floribundus* (DC.) R. King & H. Robinson, Peru.  
*Ophryosporus freyreysii* (Thunb.) Baker, Brazil.  
*Ophryosporus galioides* (DC.) R. King & H. Robinson, Peru.  
*Ophryosporus hartwegii* (B. Robinson) R. King & H. Robinson, Peru.  
*Ophryosporus heptanthus* (Schultz-Bip. ex Wedd.) R. King & H. Robinson, Ecuador, Peru, Bolivia.  
*Ophryosporus hoppii* (B. Robinson) R. King & H. Robinson, Peru.  
*Ophryosporus johnstonii* B. Robinson, Chile.  
*Ophryosporus kuntzei* Hieron., Bolivia.  
*Ophryosporus laxiflorus* Baker, Brazil.  
*Ophryosporus lorentzii* Hieron., Argentina.  
*Ophryosporus macbridei* B. Robinson, Peru.  
*Ophryosporus macrodon* Griseb., Argentina, Bolivia.  
*Ophryosporus mathewsii* (B. Robinson) R. King & H. Robinson, Peru.  
*Ophryosporus organensis* Cabrera, Brazil.  
*Ophryosporus ovatus* B. Robinson, Peru.  
*Ophryosporus paradoxus* (Hook. & Arn.) Benth. & Hook. f. ex Hook. f. & B. D. Jackson, Chile.  
*Ophryosporus peruvianus* (J. Gmelin) R. King & H. Robinson, Ecuador, Peru.  
*Ophryosporus pinifolius* (F. Philippi) R. King & H. Robinson, Chile.  
*Ophryosporus piquerioides* (DC.) Benth. ex Baker, Argentina, Bolivia, Peru.  
*Ophryosporus pubescens* (Smith) R. King & H. Robinson, Peru.  
*Ophryosporus regnellii* Baker, Brazil.  
*Ophryosporus serratifolius* (H.B.K.) B. Robinson, Colombia.  
*Ophryosporus sodiroi* Hieron. in Sodiro, Ecuador.  
*Ophryosporus steinbachii* B. Robinson, Bolivia.  
*Ophryosporus triangularis* Meyen, Chile.  
*Ophryosporus venosissimus* (Rusby) B. Robinson, Bolivia.

#### 147. *Cronquistianthus*

*Cronquistianthus* R. King & H. Robinson, Phytologia 23: 410. 1972. TYPE: *Eupatorium niveum* H.B.K.

Erect or flexuous *shrubs*, few to moderately branched. *Stems* terete, striated, with evanescent tomentum or dense cover of stipitate glands. *Leaves* opposite, petioles short or medium length; blades ovate or lanceolate to linear, base cordate or truncate to narrowly cuneate, margins entire to serrate, apex mostly acute, not acuminate, venation usually trinervate from or near base, few species pinnate, with or without glandular punctations, sometimes with white tomentum below. *Inflorescence* terminal on branches, a dense corymbose panicle; heads usually sessile or subsessile in congested glomerules, with laxer branching and distinct short pedicels in *C. chachapoyensis*. *Involucral bracts* 12–25, strongly subimbricate, in 3–5 strongly unequal graduated series, broadly ovate to oblong, with rounded tips, inner bracts easily deciduous; receptacle flat, glabrous. *Florets* 8–18 in a head; corollas white, lavender, or bluish, narrowly funnelliform with broadly cylindrical basal tube, outer surface glabrous or with few glands or scattered hairs, inner surface usually glabrous, rarely with small hairs (*C. trianae*) or small crests (*C. kalenbornianus*) near insertion of anther filaments; cells of limb elongate with sinuous lateral walls; lobes triangular, as long as wide or slightly longer, smooth on both surfaces; anther collar narrowly cylindrical, composed of subquadrate cells below, longer cells above, with slight but distinct transverse annular thickenings on walls; anther appendage large, ovate, slightly longer than wide; style base not enlarged, glabrous; style branches broadly linear or narrowly linear with slightly dilated tips, short-papillose. *Achenes* prismatic, usually 5-ribbed, with few to many setulae or scabrae mostly on ribs, without or rarely with glands; carpodium distinct, asymmetrical, stopper-shaped, with sinuous vascular trace, composed of mostly subquadrate cells in few to many tiers, cell walls usually thickened; pappus of ca. 30–35 persistent contiguous bristles in 1 series, more scabrid below, narrowed and sometimes nearly smooth at tips, apical cells acute, bristles usually nearly as long as corolla, shorter in *C. infantessii* and *C. lopez-mirandae*. *Pollen grains* ca. 19–25  $\mu\text{m}$  in diameter. Plate 147.

The Andean genus *Cronquistianthus* has the unmistakable involucre, corolla lobes, and style structure of the subtribe Critoniinae, and has some details that might indicate relationships to both the high elevation generic group of the subtribe in the Andes and the large *Ophryosporus*–*Koanophyllon* group within the subtribe. *Cronquistianthus* is thoroughly isolated from all other genera, however, and is easily distinguished by its strongly subimbricate involucre with round-tipped bracts and its asymmetrical carpodia.

The actual relationships of *Cronquistianthus* within the

Critoniinae are not definite. The occurrence mostly between 2,000 and 4,000 m elevation in the Andes, and the sometimes broadly linear style appendages suggest a position near *Aristeguetia* or *Badilloa* which share these characters. The genus differs, however, in some basic features such as the rounded tips of the involucre bracts, the asymmetrical bases of the achenes, and the commonly smaller pollen grains. The style appendage is not even consistently broadly linear, sometimes being narrow with a minutely spathulate tip. The latter feature is more like *Ophryosporus*, a genus also common in the Andes in which





PLATE 147. *Cronquistianthus niveus* (H.B.K.) R. King & H. Robinson.—A. Habit,  $\times \frac{3}{5}$ .—B. Head,  $\times 7$ .—C. Corolla showing anthers,  $\times 20$ .—D. Style,  $\times 20$ .—E. Achene,  $\times 20$ .

are found asymmetrical achene bases, corolla glands with small apical cells, and one species with some hairs on the inner surface of the corolla. From the latter, *Cronquistianthus* is immediately distinguished by its shrubby habit,

its consistently well-developed anther appendages, and its strongly subimbricate involucre. A more distant relationship to the wide-spread genus *Koanophyllon* is probable, but the latter genus has symmetrical bases on the achenes,

a tendency for shortened anther appendages, and glands on the corollas with expanded apical cells of the type most common in the tribe and family.

The asymmetrical base of the achene is a small feature of prime significance in delimiting the genus. The stopper-shaped carpodium is set off by numerous thin-walled easily collapsing wedge-shaped cells, leaving a distinct projecting edge. Internally, there is a sinuous vascular trace. Externally, the asymmetry is clearly evident in the much greater height of the carpodium on one side of the achene than the other.

Variations within the genus include the scattered hairs inside the corolla in *C. trianae*, a condition not seen elsewhere in the genus, even in the closely related *C. niveus*. Also, there are small flaps inside the corolla near the insertions of the anthers in *C. kalenbornianus*. The three species, *C. niveus*, *C. trianae*, and *C. origanoides*, are notable for the white tomentum on the undersurfaces of their leaves, and the two species, *C. determinatus* and *C. infantessii* are notable for the dense stipitate-glandular pubescence on the stems. In other species, the characteristically dense pubescence of the leaves ranges from scabridulous to velutinous. Only in *C. celendinensis* are the areas between the veins on the upper leaf surface glabrous. The two Ecuadorian species, *C. rosei* and *C. bulliferus* (*Eupatorium rugosum* H.B.K. non Houtt.) tend to have more sordid tenuous-tipped pappus bristles.

One species, *C. chachapoyensis*, seems to have a rather isolated position in the genus. It is most distinct in the cymose rather than glomerulate ultimate units of the inflorescence, but the oblong entire leaves are also rather distinctive, and it is the only species in the genus with glanduliferous achenes.

A species from northern Peru, *Eupatorium lopez-mirandae*, has small ovate leaves with dense white tomentum below and was considered a close relative of *C. origanoides* by Cabrera (1962). The species, as seen in a second collection, *Pennell 15486* (PH) from Cajamarca, represents a much shorter-pappused element of the genus than even *C. infantessii* which occurs in the same area. Still, the relationship is not certain, since Cabrera described the anther appendages as short and illustrated the involucre bracts as rather acute.

The genus is known from Peru northward into Colombia. The genus was delimited by King and Robinson (1972*k*) on the basis of 13 species and was expanded with discussion of some species distinctions ten years later (King & Robinson, 1982*d*). There are no adequate keys to the species of *Cronquistianthus*, since many concepts have

been refined and many species have been described subsequent to the treatments of *Eupatorium* sensu lato in Ecuador and Peru by B. Robinson (1918*c*, 1919*b*).

*Cronquistianthus* is one of two genera in the Eupatorieae honoring Arthur Cronquist of the New York Botanical Garden. The other is *Cronquistia* of the subtribe Ageratinae.

The following 25 species are recognized in the genus:

- Cronquistianthus bishopii* R. King & H. Robinson, Peru.
- Cronquistianthus bulliferus* (S. F. Blake) R. King & H. Robinson, Ecuador.
- Cronquistianthus callacatensis* (Hieron.) R. King & H. Robinson, Peru.
- Cronquistianthus celendinensis* R. King & H. Robinson, Peru.
- Cronquistianthus chachapoyensis* R. King & H. Robinson, Peru.
- Cronquistianthus chamaedrifolius* (H.B.K.) R. King & H. Robinson, Ecuador.
- Cronquistianthus chotensis* (Hieron.) R. King & H. Robinson, Peru.
- Cronquistianthus desmophyllus* (B. Robinson) R. King & H. Robinson, Peru.
- Cronquistianthus determinatus* (B. Robinson) R. King & H. Robinson, Peru.
- Cronquistianthus ferreyrii* R. King & H. Robinson, Peru.
- Cronquistianthus glomeratus* (DC.) R. King & H. Robinson, Peru.
- Cronquistianthus infantessii* R. King & H. Robinson, Peru.
- Cronquistianthus kalenbornianus* (B. Robinson) R. King & H. Robinson, Peru.
- Cronquistianthus lavandulaefolius* (DC.) R. King & H. Robinson, Peru.
- Cronquistianthus leucophyllus* (H.B.K.) R. King & H. Robinson, Peru.
- Cronquistianthus lopez-mirandae* (Cabrera) R. King & H. Robinson, Peru.
- Cronquistianthus macbridei* R. King & H. Robinson, Peru.
- Cronquistianthus marrubifolius* (Hieron.) R. King & H. Robinson, Peru.
- Cronquistianthus niveus* (H.B.K.) R. King & H. Robinson, Ecuador.
- Cronquistianthus origanoides* (H.B.K.) R. King & H. Robinson, Ecuador.
- Cronquistianthus pseudoriganoides* (Hieron.) R. King & H. Robinson, Ecuador.
- Cronquistianthus rosei* R. King & H. Robinson, Ecuador.
- Cronquistianthus trianae* R. King & H. Robinson, Colombia, Ecuador.
- Cronquistianthus urubambensis* (B. Robinson) R. King & H. Robinson, Peru.
- Cronquistianthus volkensisii* (Hieron.) R. King & H. Robinson, Peru.

#### 148. *Steyermarkina*

*Steyermarkina* R. King & H. Robinson, *Phytologia* 22: 43. 1971. TYPE: *Eupatorium pyrifolium* DC.

*Vines* or flexuous *shrubs*, few to moderately branched mostly at right angles. *Stems* terete to rather hexagonal, striated. *Leaves* opposite, shortly but distinctly petiolate; blades herbaceous to subcoriaceous,



PLATE 148. *Steyermarkina pyrifolia* (DC.) R. King & H. Robinson.—A. Habit,  $\times\frac{1}{2}$ .—B. Head,  $\times 7$ .—C. Corolla showing anthers and internal hairs,  $\times 12$ .—D. Style,  $\times 12$ .—E. Achene,  $\times 12$ .

ovate, base obtuse to rounded, margins entire, apex obtuse to acute, venation pinnate, sometimes with lower pair stronger and subtrinervate, with or without hairs or glandular punctations below, without distinct internal resin pockets in areoles. *Inflorescence* a lax thyrsoid panicle, some nodes with extra axillary branches, branches at mostly right angles; heads subsessile in small clusters or distinctly pedicellate, cylindrical. *Involucral bracts*

ca. 15–20, strongly subimbricate, in 4–5 strongly unequal graduated series, broadly ovate to oblong, with rounded or obtuse tips, 4–8-costate on outer surface, brownish with restricted pubescence; receptacle convex to slightly conical, usually glabrous. *Florets* 3–5 in a head; corollas white, narrowly funnellform, outer surface glabrous or with minute glands or large hairs on base of throat and lobes, inner surface of throat densely pilose; cells of limb narrowly oblong with lateral walls not or slightly sinuous; lobes oblong with triangular tips, ca. 2–4 times as long as wide, cut to below bases of anther sacs, often exposing interior pilosity, smooth on both surfaces; anther collar narrowly cylindrical, composed mostly of rectangular cells, with weak but distinct annular thickenings on walls; anther appendages large, triangular, ca. twice as long as wide; style base not enlarged, glabrous; style branches linear, mamillate. *Achenes* prismatic, 5–6-ribbed, densely short-setuliferous; carpopodium distinct, short, composed of small subquadrate cells in many tiers, with slightly thickened walls; pappus of ca. 30 scabrid slender congested persistent bristles mostly in 1 series, slightly flattened on outer surface, longer bristles distinctly broadened at tips, apical cells shortly to sharply acute. *Pollen grains* ca. 23  $\mu\text{m}$  in diameter. Plate 148.

The genus *Steyermarkina* has the cylindrical heads with strongly subimbricate involucre and easily deciduous inner bracts of a type common in the Critoniinae, but in other features the genus is one of the most distinctive in the subtribe. The scandent to subscaudent habit with widely spreading branches, the often deeply cut corolla lobes, the dense short pubescence of the achenes, and the rounded receptacle are unusual in the subtribe, and the dense pubescence on the inner surface of the corolla is in its detail unique. The only close relationship seems to be with the genus *Hughesia*, a scandent genus from Peru having a similar general habit, and similar rounded receptacles, but the latter has broader corollas with short lobes, and lacks hairs on the inner surface of the corollas.

The most distinctive feature of *Steyermarkina* is the thick mass of uniseriate, septate, non-glandular hairs on the inside of the corolla below the bases of the lobes. The hairs are sometimes visible from outside in species with more deeply cut lobes. The genus is one of two in the Critoniinae consistently pubescent inside of the corolla, and is the only one with such dense pubescence. *Neocabreria*, also consistently pubescent inside the corolla, and the isolated species in *Ophryosporus*, *Cronquistianthus*, and *Fleischmanniopsis* have comparatively few mostly appressed hairs. It seems coincidental that three of the four genera with hairs inside the corolla differ from *Steyermarkina* by having short anther appendages. Only *Cronquistianthus*, of the series, has longer non-bilobed appendages.

The combination of hairs inside the corolla and deeply cut lobes in *Steyermarkina* is reminiscent of some species of *Neomirandea*. There seems to be no close relationship, however, the latter being a primarily Central American genus of epiphytes with longer less ornamented anther collars. Chromosome numbers, when discovered for *Steyermarkina*, will undoubtedly also prove different from *Neomirandea* which has counts of  $n = 17$  and ca. 20.

The receptacles of *Steyermarkina* are sometimes puberulous and are rather rounded. Such pubescence on the receptacle often seems to accompany hairs on the inner surface of the corolla. The same combination is seen in

*Neocabreria*, part of *Neomirandea*, and some species of *Hebeclinium*. Such pubescence on the receptacle does not indicate any relationship to members of the subtribe Hebecliniinae where pubescence on the receptacle is common. The members of the latter subtribe differ by many characters including the more numerous flowers in the heads and the poorly differentiated carpodia that are procurrent on the ribs of the achene.

*Steyermarkina* has a strong superficial resemblance to the genus *Critonia* in the shape and bearing of its leaves and heads, but the lack of internal secretory cavities in the leaves, the presence of hairs inside the corolla, and the dense short pubescence on the achenes dictate against any close relationship. Still, the similarity in habit and fungal hyphae on the corolla incorrectly interpreted as hairs have led Badillo (1976) to originally describe *Critonia naiguatensis* of Venezuela as a *Steyermarkina*.

What *Steyermarkina* lacks in problems of definition, it makes up for in its anomalous distribution. Three of the species are endemic to southeastern Brazil, and the genus undoubtedly centers in that area. Still, the fourth species is native to western Venezuela, in the mountains east of Lake Maracaibo. The species represents a nearly two thousand mile extension of the range, and follows none of the well-known phytogeographic patterns in higher plants. The inhospitable habitat in the intervening Amazon Basin further accentuates the disjunction. The Venezuelan species is sufficiently distinct in its fewer flowers in the head, the glabrous outer surfaces of its corollas, and the narrower less costate bracts of its involucre to preclude thought of recent introduction, but long-range dispersal at some time in the past is undoubtedly involved.

No accurate key exists for all members of the genus. The three Brazilian species are included as a group in the key to *Eupatorium* *sensu lato* in Cabrera and Vittet (1963), but it is the more pinnately veined *S. displata* that seems to have glabrous leaves rather than *S. pyriformis*. The seemingly subtrinate venation of *S. pyriformis* and *S. triflora* is the result of stronger lower secondary veins, but does not involve any divergence from the basal margin of the leaf.

The generic name honors Julian A. Steyermark, presently of Venezuela, collector of the type specimen of the Venezuelan species and of vast numbers of other Neotropical plants, and author of numerous works on the Rubiaceae and other plant families.

The following four species are recognized in the genus:

*Steyermarkina dispalata* (Malme) R. King & H. Robinson, Brazil.

*Steyermarkina dusenii* (Malme) R. King & H. Robinson, Brazil.

*Steyermarkina pyrifolia* (DC.) R. King & H. Robinson, Brazil.

*Steyermarkina triflora* R. King & H. Robinson, Venezuela.

#### 149. *Neocabreria*

*Neocabreria* R. King & H. Robinson, *Phytologia* 23: 151. 1972. TYPE: *Eupatorium serrulatum* DC.

Erect *subshrubs*, with few branches. *Stems* terete, striated, sparsely to densely pubescent. *Leaves* opposite, rather closely inserted, petioles short; blades narrowly elliptical, base cuneate, margins closely serrulate to crenate-serrulate, venation pinnate, upper surface sparsely pubescent, lower surface essentially glabrous to villous, with or without glandular punctations below. *Inflorescence* a corymbose panicle, with ascending alternate branches and decurrent ridges; pedicels rather short. *Involucral bracts* 25–30, strongly subimbricate, in 3–4 strongly unequal graduated series, oblong to linear-oblong, with rounded to short-acute tips, brownish or yellowish, mostly 4-costate on outer surface, inner bracts easily deciduous; receptacle flat to slightly convex, glabrous to densely hirsute. *Florets* 6–25 in a head; corollas white to rose-purple, narrowly funnelliform, glabrous on outer surface, with numerous hairs on inner surface; cells of throat elongate with sinuous lateral walls; lobes triangular, as long as wide or longer, smooth on both surfaces, glabrous or with sparse glands on outer surface; anther collar cylindrical, composed of numerous subquadrate cells below, with weak but distinct transverse annular thickenings on walls; anther appendage strongly bilobed, with rather triangular halves, distinctly shorter than wide to slightly longer than wide; style base not enlarged, glabrous; style branches broadly linear, almost smooth or distinctly mamillate. *Achenes* prismatic, 4–5-ribbed, with narrow base, setuliferous or glanduliferous above; carpodium indistinct, not or scarcely differentiated; pappus of 30–40 scabrid slender contiguous persistent bristles in 1 series, not broadened distally, apical cells acute. *Pollen grains* ca. 22  $\mu$ m in diameter. Plate 149.

The genus *Neocabreria* is one of the few genera of the Crotiniinae mostly restricted to southeastern Brazil, and is one of only two genera of the subtribe showing consistently pubescent inner surfaces of the corollas. The members of the genus are further distinguishable by their narrowly elliptical pinnately veined leaves and their distinctly bilobed anther appendages. As such, the genus is distinctive and easily recognizable, with considerable uniformity of characters.

In spite of the great integrity of the genus *Neocabreria*, none of the species seem to have been recognized as close relatives of each other in the past. Because of the differences in their pubescence and flower number, even the two common species, *N. malachophylla* and *N. serrulata*, were not keyed together or associated in lists. The form of inflorescence with ascending alternate and ribbed branches seems to have been responsible for the original description of *N. pennivenia* in the genus *Symphiopappus* (B. Robinson, 1923), and the original comparison (Cabrera & Vittet, 1963) and later transfer (King & Robinson, 1974n) of *N. catharinensis* to that genus. This is in spite of the usual presence of more flowers per head than the five that are characteristic of the subtribe Disynaphiinae to which *Symphiopappus* belongs. The association of the

two species with *Symphiopappus* was the closest authors came to placing two of the species of *Neocabreria* together prior to the establishment of the genus.

The other genus of the Crotiniinae having the corollas consistently pubescent inside, *Steyermarkina*, is also primarily Brazilian. *Steyermarkina* differs from *Neocabreria* by numerous features, including the more cylindrical involucre with more appressed bracts, the more spreading opposite branches in the inflorescence, the more deeply cut corolla lobes, the unlobed anther appendages, and the nearly entire leaves. The two genera, in spite of their similar corolla pubescence and geography, do not seem particularly closely related.

The genus *Neocabreria* ranges from northern Argentina northward into southern Brazil. The northernmost species occurs in the state of Minas Gerais. Three of the species are treated in the key to *Eupatorium* sensu lato in the state of Santa Catarina by Cabrera and Vittet (1963). A key to all five known species of *Neocabreria* has more recently been provided by King and Robinson (1978c). The latter key errs only in the use of the name *N. mexiae* for the species properly known as *N. pennivenia*.

The name *Neocabreria* honors Angel L. Cabrera, a leading Argentinian botanist, author of innumerable studies



JACK R. SCHROEDER  
E/1971

PLATE 149. *Neocabreria pennivenia* (B. Robinson) R. King & H. Robinson.—A. Habit,  $\times \frac{3}{8}$ .—B. Head,  $\times 6$ .—C. Corolla showing anthers and internal hairs,  $\times 11$ .—D. Style,  $\times 11$ .—E. Achene,  $\times 11$ .

on the Asteraceae, and recently retired as Director of the Instituto de Botanica Darwinion.

The following five species are recognized in the genus:

*Neocabreria catharinensis* (Cabrera in Cabrera & Vittet) R. King & H. Robinson, Brazil.

*Neocabreria concinna* R. King & H. Robinson, Brazil.

*Neocabreria malachophylla* (Klatt) R. King & H. Robinson, Argentina, Brazil.

*Neocabreria pennivenia* (B. Robinson) R. King & H. Robinson, Brazil.

*Neocabreria serrulata* (DC.) R. King & H. Robinson, Brazil.

### 150. *Uleophytum*

*Uleophytum* Hieron., Verh. Bot. Vereins Prov. Brandenburg 48: 198. 1906. TYPE: *Uleophytum scandens* Hieron.

Woody vines, moderately branched. *Stems* terete, striated. *Leaves* opposite, sessile; blades broadly oblong-ovate, bases broadly cordate, margins minutely denticulate, apex acuminate, trinervate with strongly ascending veins from near base, veinlets prominulous below, surfaces glabrous, glandular punctate below. *Inflorescence* of numerous heads clustered in axils of leaves, without evident pedicels. *Involucral bracts* ca. 25, subimbricate, in 3–4 unequal graduated series, lanceolate with sharp tips, mostly 4-costate on outer surface, mostly persistent; receptacle flat, glabrous. *Florets* ca. 55–60 in a head; corollas whitish?, narrowly funnellform, glabrous on inner and lower outside surfaces; cells of throat elongate with sinuous lateral walls; lobes triangular, slightly longer than wide, smooth on both surfaces, with numerous glands clustered on outer surface; anther collar cylindrical, with numerous subquadrate cells, cell walls with weak but distinct ornate thickenings; anther appendage large, ovate to oblong, longer than wide, with slightly retuse tip; style base not enlarged, glabrous; style appendages narrowly linear, nearly filiform below, slightly broadened distally, mamilllose. *Achenes* prismatic, 4–5-ribbed, glabrous except for few glands near top; carpodium distinct, with distinct slight upper rim, stopper-shaped, composed of small quadrate cells in ca. 8 tiers, with rather thick walls; pappus of ca. 30 scabrid closely contiguous persistent bristles in 1 series, not or slightly broader and not or slightly more scabrid distally, apical cells obtuse to short-acute. *Pollen grains* ca. 20–22  $\mu\text{m}$  in diameter. Plate 150.

The generic status given to *Uleophytum* by Hieronymus (1906) appears to have been based entirely upon the unique but perhaps questionable character of the sessile axillary inflorescences and the scandent habit. In all of the standard features, the genus fits the traditional generic concept of *Eupatorium*, having a persistent capillary pappus of essentially uniform bristles, a large anther appendage, and five-ribbed achenes. *Uleophytum* would have keyed to *Eupatorium* in the key to the genera of the Eupatorieae by B. Robinson (1913a), a key from which the genus was apparently omitted by accident. A proper re-evaluation of the status and position of *Uleophytum* in the Eupatorieae did not occur until the present series of studies.

As indicated in the systematic review of the Eupatorieae by H. Robinson and King (1977), *Uleophytum* proves to be a member of the subtribe Critoniinae. The position is marked best by the simple structure of the style base and branches. The subimbricate involucre is also indicative, though the inner bracts are not as deciduous as in many members of the subtribe. The corolla lobes have rather lax and possibly slightly bulging cells on the inner surface, but the surface is still basically smooth.

The position of *Uleophytum* in the Critoniinae is possibly reflected in the dense clustering and restriction of glands on the outer surfaces of the corolla lobes, a characteristic of *Koanophyllon* and some of its closely related genera. The broadly cylindrical base of the corolla and the lanceolate less deciduous bracts of the involucre would also support such a relationship. The longer corollas, corolla lobes, achenes, and bristles of the pappus easily distinguish *Uleophytum* from *Koanophyllon*, but do not necessarily indicate great phyletic distance. The best distinguishing key characters of the genus remain the broad sessile pairs of leaves with clusters of subsessile heads in their axils.

*Uleophytum* seems to be known as yet only from the original collection from Cerro de Escalar, at 1,200 m altitude, Department of Loreto, Peru.

The generic name honors the well-known botanist, Ernst H. G. Ule, 1854–1915, best known for his extensive collections of Brazilian and Peruvian plants.

The following single species is recognized in the genus:

*Uleophytum scandens* Hieron., Peru.



PLATE 150. *Uleophytum scandens* Hieron.—A. Habit,  $\times \frac{1}{2}$ .—B. Head,  $\times 5$ .—C. Corolla showing anthers,  $\times 14$ .—D. Style,  $\times 14$ .—E. Achene,  $\times 14$ .





PLATE 151. *Amboroa wurdackii* R. King & H. Robinson.—A. Habit,  $\times \frac{1}{3}$ .—B. Head,  $\times 3$ .—C. Corolla showing anthers,  $\times 9$ .—D. Style,  $\times 9$ .—E. Achene,  $\times 9$ .

151. *Amboroa*

*Amboroa* Cabrera, Bol. Soc. Argent. Bot. 6: 91. 1956. TYPE: *Amboroa geminata* Cabrera.

Small erect *subshrubs* or *shrubs*, with several stems sometimes arising from base, few branched. *Stems* terete, striated, subcarnose, glabrous. *Leaves* opposite, petioles short and poorly delimited above; blades narrowly elliptical, base cuneate, margins remotely serrulate, apex sharply acute, venation pinnate with ascending secondary veins, without glandular punctations below. *Inflorescences* borne on separate slender peduncles, with 1 head or a pair of sessile heads. *Involucral bracts* ca. 25–40, strongly subimbricate, in ca. 4–5 unequal graduated series, broadly to narrowly oblong, apices rounded to obtuse, with numerous weak longitudinal veins, scarcely prominent on outer surface, inner bracts persistent; receptacle convex, alveolate, glabrous. *Florets* 50 to more than 80 in a head; corollas white, narrowly funnelform, with long cylindrical basal tube and rather cylindrical throat, glabrous on inner and outer surfaces; cells of limb laxly oblong with weak non-sinuuous or scarcely sinuous walls; lobes triangular, short compared to length of corolla, longer than wide, smooth on both surfaces; anther collar cylindrical, composed of many subquadrate cells below, with weakly beaded thickenings on walls; anther appendage large, oblong-ovate, ca. 1.5 times as long as wide; style base not enlarged, glabrous; style appendages narrowly linear, becoming nearly filiform, with dense short-erect papillae. *Achenes* prismatic, 5–6-ribbed, glabrous; carpodium indistinct on cylindrical base of achene, with a few scattered large firm-walled cells; pappus of ca. 15–25 non-contiguous slender bristles in 1 series, with bases broad and flattened, smooth, extremely slender and smooth for most of length, becoming greatly enlarged and subplumose distally with many large densely projecting obtuse or short-acute cells. *Pollen grains* ca. 20  $\mu\text{m}$  in diameter. Plate 151.

The Peruvian and Bolivian genus *Amboroa* is distinct from all other members of the tribe Eupatorieae by the pappus bristles that are smooth and extremely slender for most of their length, but which bear greatly enlarged projecting cells in the distal part. Cabrera (1956) referred to the tips of the pappus bristles as plumose. The expanded tips are somewhat reminiscent of those seen on the pappus bristles of male plants of *Baccharis* in the Astereae or *Antennaria* in the Inuleae, but the bristles are much finer and more flexuous. In less mature heads, the pappus bristles exceed the unopened corollas in length, and evidently form a solid mass of expanded tips across the top of the compressed head.

*Amboroa* has the technical characters of the subtribe Critoniinae, with a subimbricate involucre, a simple style base, and smooth corolla lobes. Structurally, besides the pappus, only the long-pedunculate heads with numerous flowers and the multiveined persistent involucral bracts are notably unusual in the subtribe. The habitat of the genus is unusual in the subtribe. Both species have been recorded from elevations below 1,000 m, on or between

rocks, in ravines or beside rivers. Both the pappus and the habitat of *Amboroa* thoroughly distinguish the genus within the subtribe, but many other characters such as the long-pedunculate solitary or paired heads from the apices of short leafy stems, and the broad thin multiveined involucral bracts further the impression that the genus is not closely related to any other member of the Critoniinae.

*Amboroa* was originally described on the basis of a species from Cerro del Amboro, after which the genus is named, in the Department of Santa Cruz in central Bolivia. The second species is from the same general floristic zone along the Amazonian side of the Andes, but occurs approximately 2,000 km to the northwest in the Marañón River area of northern Peru. Both of the species are known only from the original collections. The distinctions of the species are given by King and Robinson (1975n).

The following two species are recognized in the genus:

*Amboroa geminata* Cabrera, Bolivia.

*Amboroa wurdackii* R. King & H. Robinson, Peru.

152. *Tuberostylis*

*Tuberostylis* Steetz in Seemann, Bot. Voy. Herald 142. 1854. TYPE: *Tuberostylis rhizophorae* Steetz in Seemann.

Creeping to scandent *herbs* or *shrubs*, moderately branched. *Stems* terete, slightly striated when dry, frequently rooting at nodes. *Leaves* opposite, narrow, petioles not to rather sharply delimited above; blade slightly carnos, glabrous, obovate to elliptical, base acute with usually narrow acumination, margins entire to crenulate, apex obtuse to short-acuminate, veins trinervate from near base, lower surface often with minute non-glandular spots. *Inflorescences* terminal on lateral branches or sessile in axils of leaves; heads sessile in



PLATE 152. *Tuberostyles rhizophorae* Steetz.—A. Habit,  $\times \frac{1}{3}$ .—B. Head,  $\times 7$ .—C. Corolla showing anthers,  $\times 15$ .—D. Style with nectary,  $\times 15$ .—E. Achene,  $\times 15$ .

small panicles or in axillary fascicles. *Involucral bracts* 25–30, subimbricate, in 4–5 unequal graduated series, mostly oblong to oblong-lanceolate, usually 4-costate on outer surface, with rounded or acute apices, bracts spreading at maturity or with inner bracts deciduous; receptacle flat or slightly convex, glabrous or with narrow paleae inside peripheral flowers. *Florets* ca. 10–20 in a head; corollas white, narrowly tubular with slightly thickened base, glabrous on inner surface and lower outside surface; cells of limb elongate with sinuous lateral walls; lobes triangular to oblong, 1–3 times as long as wide, smooth on both surfaces, mamillate at tips, a few minute glands on outer surface; anther collar cylindrical, composed mostly of short-oblong cells, with weak but distinct scalariform thickenings on walls; anther appendage ovate, about as long as wide; style base not enlarged, glabrous; style appendages narrowly linear, slightly mamillate, slightly broadened distally. *Achenes* prismatic to cylindrical 5-veined or 5-ribbed, whitish and strongly corticated when mature, glabrous; carpodium short, indistinct, with rather large thin-walled cells; pappus lacking. *Pollen grains* ca. 23  $\mu\text{m}$  in diameter. Plate 152.

The genus *Tuberostylis* has the subimbricate involucre, simple style bases, smooth corolla lobes, and other details of the subtribe Critoniinae, but it is placed at the end of the sequence in this treatment because of two unusual features, the epiphytic habit, and the epappose achenes. The genus contains the only epappose members of the subtribe except some in the remotely related eximbricate and exappendiculate *Ophryosporus*. The combination of epappose achenes and appendiculate anthers in *Tuberostylis* led to original comparison with the traditional concept of *Alomia* by Steetz, but the latter genus has been revised to include only a small group of Mexican species in the subtribe Alomiinae having 40–50 flowers in the heads and minute peg-like setulae on the achenes.

*Tuberostylis*, like *Mikania* and *Neomirandea*, is notable for an epiphytic habit, but the three genera are not closely related. *Tuberostylis* differs from both of the others by its lack of a pappus, and by its tubular or upwardly narrowed corollas. The genus differs further from *Mikania* by the larger number of flowers in the heads and the numerous subimbricate involucral bracts. It differs further from *Neomirandea* by the less elongate anther collars with more ornamented cell walls, and by the strictly narrow cells of the corolla. The chromosome number of *Tuberostylis* is not known, but as a member of the Critoniinae it might be expected to be based on  $n = 10$ , in which case it would be further distinct from *Mikania* or *Neomirandea*.

In spite of the placement of *Tuberostylis* at the end of the Critoniinae, the genus is not necessarily so phylogenetically distant from *Critonia*. The habit is somewhat like that of a scandent *Critonia*, and the cylindrical heads form similar clusters in both genera. *Tuberostylis* is thoroughly distinct in the lack of internal secretory pockets in the areoles of the leaves, in the lack of a pappus, and in the

cortication of the mature achenes. The axillary clusters of heads in *Tuberostylis axillaris* are reminiscent of *Uleophytum*, but the two are not closely related, and do not look similar because the leaves in *Uleophytum* are broad and sessile.

The degree of difference between the two species of *Tuberostylis* raises a question regarding whether they represent one or two genera. The type species has paniculate inflorescences, involucral bracts with rounded tips, and deciduous inner bracts. Paleae are lacking. The S. F. Blake species, *T. axillaris*, has the heads in axillary clusters, involucral bracts more lanceolate and pointed, and the inner bracts persistent. There are a few paleae in the latter species. Nevertheless, both species share the same habitat that S. F. Blake (1943) regarded as unique in the family, epiphytic on tree trunks or roots in saline tidal thickets. Both species are restricted to the same geographical area from eastern Panama southward along the Pacific coast to northern Ecuador. Both species are ultimately alike in the fleshy habit, and their corticated epappose mature achenes. Corticated achenes have been seen elsewhere in the tribe only in members of the *Mikania guaco* group (King & Robinson, 1975y).

The generic name given by Steetz (1854) was evidently in reference to the nectary at the base of the style. Such nectaries are not unusual, being developed to varying extent in all members of the Eupatorieae. Still, the nectary is more obvious on epappose achenes such as those in *Tuberostylis*.

The following two species are recognized in the genus:

*Tuberostylis axillaris* S. F. Blake, Colombia.

*Tuberostylis rhizophorae* Steetz in Seemann, Panama, Colombia, Ecuador.

## SUBTRIBE XII. PRAXELINAE

Praxelinae R. King & H. Robinson, *Phytologia* 46: 448. 1980. TYPE: *Praxelis* Cass.

Erect to subscaudent, annual to perennial *herbs* or *subshrubs*, sparsely to densely branched, never rosulate. *Leaves* mostly opposite, rarely verticillate or alternate, usually petiolate with short to moderately long petioles; blades entire to serrate, sometimes dissected in *Lomatozona*, ovate or oblong to linear. *Inflorescence* laxly

cymose to thyrsoid-paniculate, rarely monocephalic on long erect peduncles, heads pedicellate or sessile; involucre bracts imbricated, graduated in length, totally deciduous; receptacle slightly convex to highly conical, with or without paleae. Flowers 5–65 in a head; corollas white, blue, lavender, or purple, mostly narrowly funnelform, peripheral flowers of *Praxeliopsis* and to lesser extent in *Eitenia* and *Lomatozona* with outer lobes more enlarged; cells of throat elongate with sinuous lateral walls, usually pruriose at upper ends, rarely hair-like in *Eitenia*; lobes usually longer than wide, usually densely papillose on inner surface, often with sclerified cap of cells outside near tip, without stomata on outer surface; anther collar usually 5 times as long as wide or less, usually distinctly broadened in lower half with subquadrate or shorter cells, strongly ornamented with transverse, vertical, or oblique lines; anther appendage usually longer than wide, shorter in *Osmiopsis*, obsolete in *Praxeliopsis*; style base usually not enlarged, enlarged in *Praxeliopsis*, glabrous; style branches usually narrowly linear and densely papillose, less papillose and with broadened smooth tips in *Osmiopsis*. Achenes biconvex to trigonous or prismatic, with 2–5 ribs, micropunctations of achene walls not strongly aligned in transverse bands; carpopodium usually distinct, short cylindrical or strongly asymmetrical toward adaxial surface, indistinct in *Lomatozona*, with or without slight upper rim, cells small, often bistratose, with somewhat thickened walls; pappus usually of numerous capillary scabrid bristles in 1 series, sometimes bristles only 5–8, with or without intermixed smaller bristles, sometimes pappus reduced to fringe of short unequal bristles, apical cells usually sharply acute. Basic chromosome number  $x = 10$ , polyploidy and apomixis common.

The primary characteristic of the Praxelinae is the totally deciduous involucre, the bracts falling rather than spreading at maturity. The bracts remaining appressed until they fall is a particularly useful feature in herbarium specimens, but is useless in the field, because live members of other subtribes also have the bracts appressed until past maturity. Exceptions within the subtribe are relatively few. Material of *Eupatoriopsis hoffmanniana* shows tenuously retained outer bracts. The bracts in all of the variants of *Chromolaena sinuata* may not be totally deciduous, and some species such as *C. cryptantha* and *C. pulchella* have not been seen in a totally ebracteate condition. Totally ebracteate receptacles have been seen in only one species outside of the Praxelinae, in *Symphopappus decussatus* of the Disynaphiinae from eastern Brazil. The latter has strictly five-flowered heads, and has differentiated linear outer involucre bracts, and also lacks the specialized anther collars or corolla papillosity of the Praxelinae. It is not regarded as a close relative.

Although the subtribe Praxelinae is one of the most natural groups in the Eupatorieae, there has been no tendency to recognize the relationships between the various included genera in the traditional systems of classification. Efforts to distinguish much of *Chromolaena* at various levels of classification have emphasized the cylindrical shape of the heads and have often included members of the related subtribe Critoniinae which have only the inner involucre bracts deciduous. At the same time, other species of *Chromolaena* and members of *Praxelis*, which have more campanulate involucre, were not recognized as close relatives. With the exception of a small typical group of *Chromolaena*, the above elements with their pappus of many capillary bristles were usually placed in the broad concept of *Eupatorium*. All members of the subtribe with defective forms of pappus, however, were maintained in separate genera. *Eupatoriopsis* of Brazil was even regarded

as a close relative of the North American *Trichocoronis* by B. Robinson (1906).

The subtribe Praxelinae has a geographical distribution of considerable interest, with most of its genera and its diversity concentrated in Brazil. With one exception, all the genera occur in Brazil, and of those only two extend outside of that country. The only phytogeographic anomaly in the subtribe involves a number of the species of *Chromolaena* extending north of South America and the genus *Osmiopsis* which is endemic to Hispaniola. *Chromolaena sinuata* of the Greater Antilles, *Chromolaena* subgenus *Osmiella* of Mexico and Central America, and *Osmiopsis* all seem to be the products of complex intersubtribal hybridization between *Koanophyllon* of the subtribe Critoniinae and *Chromolaena*. Such hybridization has undoubtedly occurred elsewhere in the tribe and the family, but the present group furnishes the most unmistakable example in the Eupatorieae. The resulting forms showing intergradation with the Critoniinae were erroneously thought to be the more primitive elements of the *Chromolaena* relationship during the original treatment of the genus in the present series of studies (King & Robinson, 1970q). If the subtribe were not one of the most strongly characterized in the tribe, the intersubtribal hybridization might not be so evident.

There are two trends of special interest in the Praxelinae. *Eupatoriopsis*, *Praxelis*, and *Eitenia* have distinctly obcompressed achenes, a feature seen elsewhere in the tribe in *Barroetia* of the Alomiinae. These same three genera are the only ones in the tribe with tangentially oriented styles (H. Robinson, 1984). In *Praxeliopsis*, and to a lesser degree in *Eitenia* and *Lomatozona*, the peripheral flowers have zygomorphic corollas with longer outer lobes. Greater asymmetry of corollas is seen elsewhere in the tribe only in the genus *Microspermum* of the Ageratinae.

Cytologically, the Praxelinae like the Critoniinae are based on  $x = 10$ . The subtribe differs, however, in the great amount of polyploidy and irregular meiosis (R. King et al., 1976). Apomixis appears to be common in the subtribe, as evidenced by the frequency of Type II pollen. Some species such as *Praxelis pauciflora* and *Eitenia polyseta* seem to be characteristically apomictic.

The subtribe is known chemically primarily on the basis of the genus *Chromolaena* (Bohlmann et al., 1979c, 1981e, 1981h, 1982a, 1982f). Cadinen-derivatives seem common in the latter genus, and prostaglandin-like fatty acids have been reported from two species.

#### KEY TO THE GENERA OF THE SUBTRIBE PRAIXELINAE

1. Peripheral flowers of heads with greatly expanded outer lobes; anthers inserted high in corolla near bases of lobes; style base with enlarged node above nectary; pappus with 5 bristles ..... 157. *Praxeliopsis*
- 1'. Peripheral flowers of heads without or with moderate expansion of outer lobes; anthers inserted below an elongate throat; style without basal node; pappus of various forms, rarely with 5 bristles ..... 2
2. Receptacle conical to columnar; carpodium strongly asymmetrical, borne laterally on base of flattened achene ..... 3
3. Pappus of 18–20 very short densely barbellate bristles; receptacle columnar; outer involucre bracts slightly persistent ..... 155. *Eupatoriopsis*
- 3'. Pappus with long bristles; receptacle conical; involucre bracts all totally deciduous ..... 4
4. Pappus with 5–8 stout bristles, with or without additional smaller bristles; achenes with only 2 marginal ribs ..... 158. *Eitenia*
- 4'. Pappus capillary with 20–40 bristles; achenes with 3–4 ribs ..... 153. *Praxelis*
- 2'. Receptacle with flower-bearing portion flat; carpodium essentially symmetrical or obsolete; achenes prismatic with 3–5 ribs ..... 5
5. Pappus of numerous short unequal bristles; carpodium minute, poorly differentiated; leaves often dissected ..... 156. *Lomatozona*
- 5'. Pappus capillary with long bristles; carpodium distinct, short cylindrical; leaves not dissected ..... 6
6. Style branches with enlarged tips; anther appendages shorter than wide; corolla lobes broadly triangular, with dense cluster of glands on outer surface ..... 159. *Osmiopsis*
- 6'. Style branches linear, without enlarged tips; anther appendages as long as wide or longer; corolla lobes longer than wide, with or without a few glands on outer surface ..... 154. *Chromolaena*

#### 153. *Praxelis*

*Praxelis* Cass., Dict. Sci. Nat. 43: 261. 1826. TYPE: *Praxelis villosa* Cass. [= *Praxelis pauciflora* (H.B.K.) R. King & H. Robinson].

*Ooclinium* DC., Prodr. 5: 133. 1836. LECTOTYPE: *Ooclinium grandiflorum* DC. [= *Praxelis grandiflora* (DC.) Schultz-Bip.].

*Eupatorium* section *Praxelis* (Cass.) Benth. ex Baker in C. Martius, Fl. Bras. 6(2): 341. 1876.

*Haberlea* Pohl ex Baker in C. Martius, Fl. Bras. 6(2): 341. 1876, nom. nud.

Erect to decumbent annual or perennial *herbs* or *subshrubs*, sparingly branched. *Stems* terete, with faint to moderate striations, glabrous or pubescent. *Leaves* opposite or whorled, sessile or petiolate; blade ovate to elliptical or filiform, margin subentire to sharply serrate, with single vein or trinervate from or near base, with or without glandular punctations below. *Inflorescence* monocephalic on long erect peduncles to laxly thyrsoid or rather densely corymbose; pedicels mostly long and slender, rarely short; heads usually campanulate. *Involucre bracts* 15–25, imbricate in 3–4 unequal graduated series, totally deciduous, outer bracts falling first, tips acute to acuminate, outer surface 4–6-costate, glabrous to sparsely pilose; receptacle highly conical, glabrous. *Florets* 25–30 in a head; corollas white, blue, or lavender, narrowly funnelliform or with cylindrical throat and slightly narrower basal tube, outer surface mostly smooth, with a few glands; cells of throat narrow with sinuous lateral walls, pruriose with inwardly projecting upper ends; lobes rather ovate to oblong, 1.5–3 times as long as wide, densely long-papillose on inner surface, usually with some projecting cells on outer surface at tip; anther collars with enlarged bases, narrowed above, with numerous quadrate cells below, elongate above, cell walls with prominent annular thickenings, transverse in longer cells, oblique or vertical in many short cells; anther appendage slightly longer than wide to very narrow and distinctly longer than wide, often toothed at tip; style base not enlarged, glabrous; style branches long, narrowly linear, more broadened in distal half, densely long-papillose. *Achenes* slightly to strongly obcompressed, 3–4-ribbed, with scattered setulae; carpodium distinct, broad, highly asymmetrical with opening turned toward inner



PLATE 153. *Praxelis capillaris* (DC.) Schultz-Bip.—A. Habit,  $\times \frac{1}{2}$ .—B. Head,  $\times 8$ , with separate enlarged inner involucre bract.—C. Corolla outer surface, side facing away from center of head,  $\times 14$ .—D. Corolla, outer surface, side facing toward center of head,  $\times 14$ .—E. Corolla, inner surface,  $\times 14$ .—F. Anthers with inside and lateral views of collar,  $\times 28$ .—G. Style,  $\times 14$ .—H. Achene,  $\times 14$ .

surface, cells small, in ca. 6 series, with thin walls; pappus of ca. 40 scabrid persistent bristles in 1 series, not or scarcely broadened distally, apical cells acute. *Pollen grains* ca. 20–22  $\mu\text{m}$  in diameter, often abnormally shaped as result of irregular meiosis. Chromosome numbers  $2n = 48, 51, \text{ca. } 80, n = 7_{11} + 26_1$ . Plate 153.

The genus *Praxelis* can be distinguished from all others in the tribe by the combination of the pappus of numerous capillary bristles, the deciduous involucre, and the conical receptacle. The characteristics were fully recognized by both Cassini (1826*b*) at the time of the original establishment of the genus, and DeCandolle (1836) at the time of establishment of *Ooelinium*. The distinguishing features have continued to be cited by more recent authors who have recognized the present group at only the sectional level (J. Baker, 1876; B. Robinson, 1918*b*; Barroso, 1950). Some authors such as B. Robinson also note the rather characteristic habit of weed-like annuals, being mostly decumbent with heads few, singly terminating peduncles that are unusually long for species that have been placed in the broad concept of *Eupatorium*. The latter features, however, are not consistent for the entire genus.

The relationships of *Praxelis* have not been as accurately recognized in the traditional treatments of the Eupatorieae. As part of *Eupatorium*, *Praxelis* was usually placed among the latter sections of the genus near *Cam-puloelinium* and *Conoclinium* which had similar conical receptacles, while the members of *Chromolaena* in the section *Cylindrocephala* were placed first (J. Baker, 1876; B. Robinson, 1918*b*; Barroso, 1950). DeCandolle (1836) did place his *Ooelinium* adjacent to his monotypic *Chromolaena* in the treatment of the tribe, but the proximity is not explained and seems rather accidental. While the receptacle may have been one reason for the separation, the shape of the heads has undoubtedly contributed. The heads in *Praxelis* are generally campanulate, while most of *Chromolaena* has cylindrical heads. Species of *Chromolaena* with campanulate heads on long erect peduncles as in *Praxelis*, such as *C. decumbens*, have tended to be misidentified as members of the latter genus.

There are three characteristics of *Praxelis* that appear to be structurally interrelated. The asymmetrical carpopodia and the obcompressed achenes on which they are borne seem to have a shape mandated by the shape of the conical receptacle against which they fit. In various Argentinian specimens of *Praxelis clematidea* in which the receptacles are less conical, the carpopodia are less asymmetrical.

The fact that some specimens of *Praxelis clematidea* approach *Chromolaena* in the form of their receptacles and carpopodia does not seem to reflect close relationship between the two. The carpopodia of *Chromolaena* usually have a second layer of cells on the surface, and the cells have thicker walls. Also, the corollas of *Chromolaena* rarely show the papillosity of the inner surface extending

well down into the throat as in *Praxelis*. The closest relationship of the *Praxelis* appear to be with some of the smaller Brazilian genera with a reduced pappus such as *Eupatoriopsis* and *Eitenia* which also have conical or columnar receptacles and asymmetrical carpopodia.

The genus *Praxelis* remains comparatively uniform in most of its characters. Some species such as *P. insignis* and *P. missiona* seem to have mostly single heads on long peduncles, and *P. clematidea* seems to have heads rather densely clustered, but other species such as *P. pauciflora* have inflorescences varying between both extremes. The only strikingly distinctive species is *P. capillaris* with its whorls of filiform leaves. The latter species is also notable for its very narrow strongly crenate anther appendages, but such appendages are found in a number of other species.

Most of the species of *Praxelis* are concentrated in Brazil, with a number also found in adjacent Paraguay, northern Argentina, and eastern Bolivia. *Praxelis pauciflora* is notable for its mostly Andean distribution, while *P. asperulacea* is one of the few non-scandent Eupatorieae common in the Amazon Basin.

The source of the name *Praxelis* was not explained by Cassini (1826*b*). The name *Ooelinium* of DeCandolle (1836), however, apparently refers to the oval silhouette of the bare receptacle.

The following 14 species are recognized in the genus:

- Praxelis asperulacea* (Baker) R. King & H. Robinson, Venezuela, Guyana, Brazil.
- Praxelis basifolia* (Malme) R. King & H. Robinson, Brazil.
- Praxelis capillaris* (DC.) Schultz-Bip., Brazil.
- Praxelis chiquitensis* (B. Robinson) R. King & H. Robinson, Bolivia.
- Praxelis clematidea* (Griseb.) R. King & H. Robinson, Argentina, Brazil, Paraguay, Bolivia.
- Praxelis conoclinanthia* (Hieron.) R. King & H. Robinson, Bolivia.
- Praxelis grandiflora* (DC.) Schultz-Bip., Brazil.
- Praxelis insignis* (Malme) R. King & H. Robinson, Brazil.
- Praxelis karuaiensis* (V. Badillo) R. King & H. Robinson, Venezuela.
- Praxelis kleinioides* (H.B.K.) Schultz-Bip., Colombia, Venezuela, Peru, Bolivia, Brazil.
- Praxelis missiona* (Malme) R. King & H. Robinson, Argentina, Brazil.
- Praxelis odontodactyla* (B. Robinson) R. King & H. Robinson, Brazil.
- Praxelis ostenii* (B. Robinson) R. King & H. Robinson, Paraguay.
- Praxelis pauciflora* (H.B.K.) R. King & H. Robinson, Colombia, Venezuela, Guyana, Peru, Brazil.



154. *Chromolaena*

*Chromolaena* DC., Prodr. 5: 133. 1836. TYPE: *Chromolaena horminoïdes* DC.

*Eupatorium* section *Cylindrocephala* DC., Prodr. 5: 141. 1836. LECTOTYPE: *Eupatorium odoratum* L.  
[= *Chromolaena odorata* (L.) R. King & H. Robinson].

*Osmia* Schultz-Bip., Pollichia 22–24: 251. 1866. TYPE: *Eupatorium odoratum* L.

*Eupatorium* section *Osmia* (Schultz-Bip.) Benth. ex Baker in C. Martius, Fl. Bras. 6(2): 275. 1876.

*Eupatorium* section *Chromolaena* (DC.) Benth. ex Baker in C. Martius, Fl. Bras. 6(2): 300. 1876.

Erect to somewhat scandent perennial *herbs* or *shrubs*, sparingly to densely branched. *Stems* terete to hexagonal, mostly pubescent. *Leaves* usually opposite, alternate in such species as *C. cinereo-viride*, *C. stachyphylla*, and *C. vindex*, rarely verticillate, sessile to shortly or moderately petiolate; blades mostly ovate or triangular to elliptical, sometimes linear, margins subentire to lobed, weakly to strongly trinervate from or near base, rarely pinnate with ascending veins as in *C. moritziana*, unicostate in *C. pseudinsignis*, with or without glandular punctations. *Inflorescence* usually thyrsoïd to candelabriform with laxly to densely corymbose branches, seldom with solitary heads on long erect peduncles as in *C. pseudinsignis*; heads usually pedicellate or pedunculate, in incompletely separated complexes in *C. cryptantha*. *Involucral bracts* 18–65, densely imbricated in 4–6 strongly unequal graduated series, totally deciduous, outer bracts falling first, persistent outer bracts in some *C. sinuata*, ovate to lanceolate, often with expanded herbaceous or colored tips; receptacle flat to slightly convex, glabrous, sometimes with paleae. *Florets* 6–75 in a head; corollas white, blue, lavender, or purple, rather cylindrical with scarcely narrower base; outer surface smooth below lobes, with few to many short-stalked glands, often with rather stiff hairs; cells of throat elongate with sinuous lateral walls, sometimes prorulose at upper end on inner surface; lobes rather oblong or ovate, slightly to distinctly longer than wide, usually densely papillose on inner surface, smooth in subgenus *Osmiella*, with cap of thick-walled often projecting cells distally on outer surface; anther collars usually broader below, narrowed above, with numerous subquadrate cells below, elongate cells above, cell walls with prominent annular thickenings on walls, transverse in longer cells, oblique or vertical in many shorter cells, collars not broadened below in subgenus *Osmiella*; anther appendage large, oblong, ca. 1.5 times as long as wide, entire or crenulate at tip; style base not enlarged, glabrous; style branches narrowly linear to slightly broadened distally, slightly mamillöse to densely long-papillose. *Achenes* prismatic, 5-ribbed, rarely 3-ribbed, with setulae mostly on ribs, sometimes with glands; carpopodium distinct, short-cylindrical or narrowed below, cells small, mostly subquadrate or wider than high, in ca. 7–10 tiers in outer layer of thick-walled cells, with inner layer of larger sclerified cells; pappus of ca. 40 slender scabrid persistent bristles in 1 series, not or scarcely broadened distally, apical cells acute. *Pollen grains* ca. 20–22  $\mu\text{m}$  in diameter, often with larger abnormally shaped grains resulting from irregular meiosis. Chromosome number  $n = 10, 20, 29$ , ca. 40, 50,  $2n = 58$ . Plate 154.

*Chromolaena* is one of the largest genera of the Eupatorieae, as presently recognized, with over 165 known species. The genus is distinct among the Praxelinae by its pappus of numerous capillary bristles, its flat to scarcely convex receptacle, and its slender corollas with lobes longer than wide. The genus differs from *Praxelis*, which has the only older name in the subtribe, by the prismatic, usually five-ribbed achenes with symmetrical carpopodia, by the presence of an outer layer of cells on the carpopodium, and by the non-conical receptacle. Some species of *Chromolaena* that show the single heads on long erect peduncles of the type common in *Praxelis* are regarded as the product of convergent evolution and are not considered evidence of close relationship.

Because of the capillary pappus, most of the species of *Chromolaena* have been placed in the broad concept of *Eupatorium* in the traditional systems of classification.

The species have mostly been placed in a section *Cylindrocephala* that is widely regarded as quite distinctive, and which has occasionally been recognized at the generic level under the name *Osmia* (Bolick, 1977). The name *Chromolaena*, which has often been maintained for a separate section in *Eupatorium* with broader heads and sometimes paleaceous receptacles, is not distinguishable and is an older name at the generic level. A few species with less obviously imbricate involucre, such as the alternate-leaved *C. campestris* and *C. stachyophylla* of Brazil, were previously placed in the section *Subimbricata* of *Eupatorium* which otherwise consisted almost entirely of other genera. Blake (1938), evidently unaware of typical *Chromolaena* of Brazil, placed a paleaceous species from Central America in the genus *Eupatoriastrum* to which there is no close relationship. Other placements of species seem rather incidental, *C. decumbens* having been placed



PLATE 154. *Chromolaena horminioides* DC.—A. Habit,  $\times \frac{1}{2}$ .—B. Head,  $\times 4\frac{1}{2}$ .—C. Corolla outer surface,  $\times 10$ .—D. Corolla inner surface with anthers,  $\times 10$ .—E. Anther,  $\times 22$ .—F. Style,  $\times 10$ .—G. Achene,  $\times 10$ .—H. Palea,  $\times 7$ .

in the section *Praxelis* (J. Baker, 1876) apparently on the basis of misidentified material, and *C. gentianoides* being placed in *Brickellia* (B. Robinson, 1923) primarily because of the seemingly evenly 9–10-ribbed achenes.

In spite of the basic uniformity in *Chromolaena*, some obvious and significant variations are evident in the genus. The type of inflorescence with solitary, thyrsoïd, and corymbose forms, and the elaborations on the tips of the involucre bracts, sometimes approaching the form in the Heliantheae, are the most obvious types of variation in the genus. Nevertheless, such variations are scattered widely in the typical elements of the genus in South America and as far north as Mexico and the United States. Some of the more significant variations are evident in the species that range north of South America. A small group native to the Lesser Antilles is notable for having trigonous achenes, but these are in no way obcompressed as in the genus *Praxelis*. Other northern elements of the genus have comparatively smooth corolla lobes and weakly mamillate style branches and have anther collars not enlarged below. These latter forms, including *C. sinuata* of the Greater Antilles, and the subgenus *Osmiella* of Mexico and Central America, are more Critoniine in their characters and seem to be part of a swarm resulting from the intersubtribal hybridizations that produced the genus *Osmiopsis*.

The genus *Chromolaena* has its greatest number of species, and except for the products of the intersubtribal hybridization, has its greatest diversity in Brazil, where the other genera of the subtribe are concentrated. *Chromolaena* has many species in other parts of South America, however, and northward to Mexico and the southeastern United States. Only *Praxelis* among the other pure Praxelinae has species outside of Brazil. In addition to the many species of *Chromolaena* endemic to various parts of tropical America, there are three extremely widespread species, *C. laevigata* which ranges from Mexico to Argentina, *C. ivaeifolia* which ranges from the United States south to Argentina, and *C. odorata*, the best known species of the genus, which ranges from the United States south to Argentina with introductions into Asia and Africa. The latter weedy species has been studied for purposes of biological control (Cock & Holloway, 1982).

Because of the placement of most species of *Chromolaena* in the section *Cylindricephala* in traditional treatments, previous keys under the broad concept of *Eupatorium* are comparatively useful. Included are the keys by B. Robinson to Mexico (1926b), Colombia (1918b), Venezuela and Ecuador (1918c), Peru (1919b), and Bolivia (1920b), and the key by Barroso (1950) for the species in Brazil. The only key available under the revised concept is that to the three most common species in the *Flora of Panama* (King & Robinson, 1975y). Other papers in the present series dealing with *Chromolaena* include the original redelimitation of the genus (King & Robinson, 1970q), and a number of subsequent additions and corrections in

which some species distinctions are discussed (King & Robinson, 1972jj, 1975q, 1975x, 1977b, 1977d, 1978l, 1980o; Huber, 1977).

The genus *Chromolaena* shows many examples of polyploidy and other high chromosome numbers (R. King et al., 1976). Irregular meiosis and apomixis are apparently common in the genus, as indicated by the wide occurrence of Type II pollen.

Label data on some specimens of *Chromolaena odorata* indicate use of the plant as a fish poison. The responsible chemicals are not certain. Chemical analysis of that and other species shows that cadinene derivatives, including furocadinenes, are unusually common in the genus (Bohlmann et al., 1979c, 1981h, 1982f). Prostaglandin-like fatty acids have been reported from two Brazilian species, *C. chaseae* and *C. morii* (Bohlmann et al., 1981h, 1982a, 1982f). Phloroglucinol-based anthochlors have been reported from the leaves of *C. odorata* (Bose et al., 1973), the only reports of anthochlors presently known in the tribe.

The generic name is derived from the Greek words *chroma* (= color) and *laina* (= cloak), evidently in reference to the colored involucre bracts found in some species including the type.

The following 165 species are recognized in the genus:

- Chromolaena adenolepis* (Schultz-Bip. ex Baker) R. King & H. Robinson, Brazil.
- Chromolaena alvimii* R. King & H. Robinson, Brazil.
- Chromolaena anachoretica* (B. Robinson) R. King & H. Robinson, Peru.
- Chromolaena angusticeps* (Malme) R. King & H. Robinson, Brazil.
- Chromolaena aridicola* V. Badillo, Venezuela.
- Chromolaena arnottiana* (Griseb.) R. King & H. Robinson, Argentina, Bolivia.
- Chromolaena arrayana* (Gardner) R. King & H. Robinson, Brazil.
- Chromolaena ascendens* (Schultz-Bip. ex Baker) R. King & H. Robinson, Argentina, Brazil, Paraguay.
- Chromolaena asperrima* (Schultz-Bip. ex Baker) R. King & H. Robinson, Brazil.
- Chromolaena austera* (B. Robinson) R. King & H. Robinson, Bolivia.
- Chromolaena bahamensis* (Northrop) R. King & H. Robinson, Bahamas.
- Chromolaena bangii* (Rusby) R. King & H. Robinson, Bolivia, Peru.
- Chromolaena barbacensis* (Hieron.) R. King & H. Robinson, Brazil.
- Chromolaena barranquillensis* (Hieron.) R. King & H. Robinson, Colombia.
- Chromolaena barrosoae* R. King & H. Robinson, Brazil.
- Chromolaena bathyphlebia* (B. Robinson) R. King & H. Robinson, Venezuela.
- Chromolaena beckii* R. King & H. Robinson, Bolivia.
- Chromolaena bertholdii* (Schultz-Bip.) R. King & H. Robinson, Mexico.

- Chromolaena bigelovii* (A. Gray) R. King & H. Robinson, Mexico.
- Chromolaena borinquensis* (Britton) R. King & H. Robinson, Puerto Rico.
- Chromolaena breedlovei* R. King & H. Robinson, Mexico.
- Chromolaena brunneola* (Baker) R. King & H. Robinson, Brazil.
- Chromolaena bullata* (Klatt) R. King & H. Robinson, Colombia.
- Chromolaena caaguazuensis* (Hieron.) R. King & H. Robinson, Brazil, Paraguay.
- Chromolaena caldensis* (B. Robinson) R. King & H. Robinson, Colombia.
- Chromolaena callilepis* (Schultz-Bip. ex Baker) R. King & H. Robinson, Brazil.
- Chromolaena campestris* (DC.) R. King & H. Robinson, Brazil.
- Chromolaena chaseae* (B. Robinson) R. King & H. Robinson, Brazil.
- Chromolaena christieana* (Baker) R. King & H. Robinson, Argentina, Brazil, Paraguay.
- Chromolaena chrysocticta* (B. Robinson) R. King & H. Robinson, Colombia.
- Chromolaena cinereoviridis* (Schultz-Bip. ex Baker) R. King & H. Robinson, Brazil.
- Chromolaena collina* (DC.) R. King & H. Robinson, Mexico, Guatemala, El Salvador, Honduras, Costa Rica.
- Chromolaena columbiana* (Heering) R. King & H. Robinson, Colombia, Venezuela.
- Chromolaena congesta* (Hook. & Arn.) R. King & H. Robinson, Brazil, Uruguay.
- Chromolaena connivens* (Rusby) R. King & H. Robinson, Peru, Bolivia.
- Chromolaena corymbosa* (Aublet) R. King & H. Robinson, West Indies, French Guiana.
- Chromolaena costaripes* (B. Robinson) R. King & H. Robinson, Brazil.
- Chromolaena cryptantha* (Schultz-Bip. ex Baker) R. King & H. Robinson, Brazil.
- Chromolaena cylindrocephala* (Schultz-Bip. ex Baker) R. King & H. Robinson, Brazil.
- Chromolaena decumbens* Gardner, Brazil.
- Chromolaena densiflora* (Morong) R. King & H. Robinson, Paraguay.
- Chromolaena desmocephala* (B. Robinson) R. King & H. Robinson, Bolivia.
- Chromolaena diaphanophlebia* (B. Robinson) R. King & H. Robinson, Colombia.
- Chromolaena dussii* (Urban) R. King & H. Robinson, Guadeloupe.
- Chromolaena elliptica* (Hook. & Arn.) R. King & H. Robinson, Argentina, Brazil.
- Chromolaena epaleacea* Gardner, Brazil.
- Chromolaena eripsima* (B. Robinson) R. King & H. Robinson, Peru.
- Chromolaena extensa* (Gardner) R. King & H. Robinson, Brazil, Bolivia, Peru.
- Chromolaena farinosa* (B. Robinson) R. King & H. Robinson, Venezuela.
- Chromolaena ferruginea* R. King & H. Robinson, Brazil.
- Chromolaena frustrata* (B. Robinson) R. King & H. Robinson, Florida.
- Chromolaena gentianoides* (B. Robinson) R. King & H. Robinson, Brazil.
- Chromolaena geranifolia* (Urban) R. King & H. Robinson, Puerto Rico.
- Chromolaena glaberrima* (DC.) R. King & H. Robinson, Mexico, Guatemala, El Salvador, Belize, Honduras, Nicaragua, Costa Rica.
- Chromolaena haenkeana* (DC.) R. King & H. Robinson, Mexico.
- Chromolaena haughtii* (B. Robinson) R. King & H. Robinson, Peru.
- Chromolaena herzogii* (B. Robinson) R. King & H. Robinson, Bolivia.
- Chromolaena heteroclinia* (Griseb.) R. King & H. Robinson, Jamaica.
- Chromolaena heterosquamea* (Urban & E. Ekman) R. King & H. Robinson, Dominican Republic.
- Chromolaena hirsuta* (Hook. & Arn.) R. King & H. Robinson, Argentina, Brazil, Uruguay.
- Chromolaena hookeriana* (Griseb.) R. King & H. Robinson, Argentina, Brazil.
- Chromolaena horminoides* DC., Brazil.
- Chromolaena hypericifolia* (H.B.K.) R. King & H. Robinson, Colombia.
- Chromolaena hypodictya* (B. Robinson) R. King & H. Robinson, Guatemala.
- Chromolaena integrifolia* (Bert. ex Sprengel) R. King & H. Robinson, Guadeloupe.
- Chromolaena iridolepis* (B. Robinson) R. King & H. Robinson, Colombia.
- Chromolaena ivaeifolia* (L.) R. King & H. Robinson, SE United States, Greater Antilles, Lesser Antilles, Mexico, Central America, South America.
- Chromolaena jelskii* (Hieron.) R. King & H. Robinson, Peru.
- Chromolaena kleinii* (Cabrera) R. King & H. Robinson, Brazil.
- Chromolaena laevigata* (Lam.) R. King & H. Robinson, Mexico, Central America, South America.
- Chromolaena larensis* (V. Badillo) R. King & H. Robinson, Venezuela.
- Chromolaena latisquamulosa* (Hieron.) R. King & H. Robinson, Argentina, Brazil.
- Chromolaena leivensis* (Hieron.) R. King & H. Robinson, Colombia.
- Chromolaena leptcephala* (DC.) R. King & H. Robinson, Colombia, Ecuador, Peru.
- Chromolaena leucocephala* Gardner, Brazil.
- Chromolaena lilacina* (Hieron.) R. King & H. Robinson, Brazil.
- Chromolaena lucayana* (Britton) R. King & H. Robinson, Bahamas.
- Chromolaena lundellii* R. King & H. Robinson, Guatemala.
- Chromolaena luquensis* (Chodat) R. King & H. Robinson, Paraguay.
- Chromolaena macrantha* (Sw.) R. King & H. Robinson, West Indies.
- Chromolaena mallota* (B. Robinson) R. King & H. Robinson, Bolivia.
- Chromolaena margaritensis* (Hassler) R. King & H. Robinson, Brazil, Paraguay.
- Chromolaena mattogrossensis* (Hieron.) R. King & H. Robinson, Brazil.
- Chromolaena maximilianii* (Schrader ex DC.) R. King & H. Robinson, Brazil.
- Chromolaena mendezii* (DC.) R. King & H. Robinson, Mexico.
- Chromolaena meridensis* (B. Robinson) R. King & H. Robinson, Venezuela.

- Chromolaena minasgeraesensis* (Hieron.) R. King & H. Robinson, Brazil.
- Chromolaena misella* (McVaugh) R. King & H. Robinson, Mexico.
- Chromolaena molina* (B. Robinson) R. King & H. Robinson, Venezuela.
- Chromolaena mononeura* (Urban) R. King & H. Robinson, Lesser Antilles (Dominica).
- Chromolaena morii* R. King & H. Robinson, Brazil.
- Chromolaena moritensis* (Aristeg.) R. King & H. Robinson, Venezuela.
- Chromolaena moritziana* (Schultz-Bip. ex Hieron.) R. King & H. Robinson, Venezuela.
- Chromolaena mucronata* (Gardner) R. King & H. Robinson, Brazil.
- Chromolaena multiflosculosa* (DC.) R. King & H. Robinson, Brazil.
- Chromolaena myriadenia* R. King & H. Robinson, Brazil.
- Chromolaena myriocephala* (Gardner) R. King & H. Robinson, Brazil.
- Chromolaena odorata* (L.) R. King & H. Robinson, SE United States, West Indies, Mexico, Central America, South America, widely adventive in paleotropics.
- Chromolaena oinopolepis* (Malme) R. King & H. Robinson, Brazil.
- Chromolaena opadoclinia* (S. F. Blake) R. King & H. Robinson, Mexico.
- Chromolaena orbignyana* (Klatt) R. King & H. Robinson, Argentina, Paraguay.
- Chromolaena ortegae* (B. Robinson) R. King & H. Robinson, Mexico.
- Chromolaena ossaena* (DC.) R. King & H. Robinson, West Indies.
- Chromolaena oteroi* (Monach.) R. King & H. Robinson, Puerto Rico.
- Chromolaena oxylepis* (DC.) R. King & H. Robinson, Brazil.
- Chromolaena oyadensis* (Hieron.) R. King & H. Robinson, Argentina, Paraguay.
- Chromolaena palmaris* (Schultz-Bip. ex Baker) R. King & H. Robinson, Brazil.
- Chromolaena paraguariensis* (Hieron.) R. King & H. Robinson, Paraguay.
- Chromolaena parviceps* (Malme) R. King & H. Robinson, Brazil.
- Chromolaena pedalis* (Schultz-Bip. ex Baker) R. King & H. Robinson, Brazil.
- Chromolaena pedunculosa* (Hook. & Arn.) R. King & H. Robinson, Argentina, Brazil.
- Chromolaena pellia* (Klatt) R. King & H. Robinson, Venezuela.
- Chromolaena perforata* (Schultz-Bip. ex Baker) R. King & H. Robinson, Brazil.
- Chromolaena perglabra* (B. Robinson) R. King & H. Robinson, Colombia.
- Chromolaena perijaensis* R. King & H. Robinson, Colombia.
- Chromolaena persericea* R. King & H. Robinson, Colombia, Venezuela.
- Chromolaena pharcidodes* (B. Robinson) R. King & H. Robinson, Venezuela, Guyana.
- Chromolaena picta* (Gardner) R. King & H. Robinson, Brazil.
- Chromolaena porophylloides* (B. Robinson) R. King & H. Robinson, Bolivia.
- Chromolaena porphyrolepis* (Baker) R. King & H. Robinson, Brazil.
- Chromolaena pseudinsignis* R. King & H. Robinson, Brazil.
- Chromolaena pulchella* (H.B.K.) R. King & H. Robinson, Mexico.
- Chromolaena punctulata* (DC.) R. King & H. Robinson, Brazil.
- Chromolaena pungens* (Gardner) R. King & H. Robinson, Brazil.
- Chromolaena quercetorum* (L. O. Williams) R. King & H. Robinson, Mexico, Guatemala.
- Chromolaena revoluta* (Gardner) R. King & H. Robinson, Brazil.
- Chromolaena rhinanthacea* (DC.) R. King & H. Robinson, Brazil.
- Chromolaena rigida* (Sw.) R. King & H. Robinson, Jamaica.
- Chromolaena rojasii* (Hassler) R. King & H. Robinson, Paraguay.
- Chromolaena roseorum* (B. Robinson) R. King & H. Robinson, Ecuador.
- Chromolaena sagittata* (A. Gray) R. King & H. Robinson, Mexico.
- Chromolaena sagittifera* (B. Robinson) R. King & H. Robinson, Brazil.
- Chromolaena sanctopaulensis* (B. Robinson) R. King & H. Robinson, Argentina, Brazil.
- Chromolaena santanensis* (Aristeg.) R. King & H. Robinson, Venezuela.
- Chromolaena scabra* (L. f.) R. King & H. Robinson, Colombia.
- Chromolaena serratuloides* (H.B.K.) R. King & H. Robinson, Peru.
- Chromolaena sinuata* (Lam.) R. King & H. Robinson, Greater Antilles.
- Chromolaena squalida* (DC.) R. King & H. Robinson, Brazil, Peru, Venezuela.
- Chromolaena squarrosa-ramosa* (Hieron.) R. King & H. Robinson, Argentina, Brazil, Bolivia.
- Chromolaena squarrosula* (Hook. & Arn.) R. King & H. Robinson, Argentina, Brazil, Paraguay, Uruguay.
- Chromolaena stachyophylla* (Sprengel) R. King & H. Robinson, Brazil, Bolivia.
- Chromolaena steyermarkiana* (V. Badillo) R. King & H. Robinson, Venezuela.
- Chromolaena stillingiaefolia* (DC.) R. King & H. Robinson, Mexico.
- Chromolaena subscandens* (Hieron.) R. King & H. Robinson, Colombia, Venezuela.
- Chromolaena suratensis* (B. Robinson) R. King & H. Robinson, Colombia.
- Chromolaena tacotana* (Klatt) R. King & H. Robinson, Colombia.
- Chromolaena tecta* (Gardner) R. King & H. Robinson, Brazil.
- Chromolaena tenuicapitulata* (Hieron.) R. King & H. Robinson, Peru.
- Chromolaena thurnii* (B. Robinson) R. King & H. Robinson, Venezuela, Brazil.
- Chromolaena toldensis* (Hieron.) R. King & H. Robinson, Argentina, Bolivia.
- Chromolaena trigonocarpa* (Griseb.) R. King & H. Robinson, Lesser Antilles (Dominica).
- Chromolaena trujillensis* (B. Robinson) R. King & H. Robinson, Venezuela.
- Chromolaena tunariensis* (Hieron.) R. King & H. Robinson, Bolivia.
- Chromolaena tyleri* (B. Robinson) R. King & H. Robinson, Venezuela.
- Chromolaena ulei* (Hieron.) R. King & H. Robinson, Brazil.

*Chromolaena umbelliformis* (Dusén ex Malme) R. King & H. Robinson, Brazil.  
*Chromolaena uromeres* (B. Robinson) R. King & H. Robinson, Colombia.  
*Chromolaena urticoides* (Schultz-Bip. ex Hieron.) R. King & H. Robinson, Venezuela.  
*Chromolaena verbenacea* (DC.) R. King & H. Robinson, Argentina, Brazil, Paraguay.  
*Chromolaena verticillata* R. King & H. Robinson, Brazil.

*Chromolaena vindex* (DC.) R. King & H. Robinson, Brazil.  
*Chromolaena voglii* (B. Robinson) H. Huber, Venezuela.  
*Chromolaena xestolepidoides* (Wurd.) R. King & H. Robinson, Venezuela.  
*Chromolaena xestolepis* (B. Robinson) R. King & H. Robinson, Venezuela.  
*Chromolaena xylorhiza* (Schultz-Bip. ex Baker) R. King & H. Robinson, Brazil.

### 155. *Eupatoriopsis*

*Eupatoriopsis* Hieron., Bot. Jahrb. Syst. 18(Beibl. 43): 46. 1893. TYPE: *Eupatoriopsis hoffmanniana* Hieron.

Erect annual *herbs*, sparingly branched. *Stems* terete, striated, hirsute. *Leaves* opposite, subsessile to short-petiolate; blades ovate to rather elliptical, bases narrowly acuminate or cuneate, margins serrate, apex short-acute, trinervate from above base, without obvious glandular punctations on lower surface. *Inflorescence* laxly cymose; pedicels long and slender, erect. *Involucral bracts* ca. 12–14, weakly subimbricate in ca. 1–2 slightly unequal to subequal series, mostly membranaceous or scarious, outer bracts somewhat persistent; receptacle very highly conical to columnar, glabrous. *Florets* ca. 30 in a head; corollas lilac, short-funnelform, with very short basal tube, glabrous on outer surface below lobes; cells of throat elongate often with sinuous lateral walls, pruriose above on inner surface by projecting upper ends of cells, single ducts along veins of throat often with colored resin; lobes broadly triangular, about as long as wide, tips and inner surface densely long-papillose, outer surface with glands; anther collars expanded below, narrower above, with many subquadrate or shorter cells in lower part, elongate cells above, cell walls with prominent beaded or annular thickenings, lines often oblique to vertical in lower cells; anther appendages narrower than thecae, subquadrate; style base not enlarged, glabrous; style branches narrowly linear, slightly broadened in distal half, densely papillose. *Achenes* broadly obcompressed, slightly obcordate, usually with 2 ribs, with numerous short setulae on ribs; carpodium distinct, asymmetrical, turned to adaxial side, cells subquadrate in ca. 5 series, with thin slightly porose walls; pappus of ca. 18–20 very short, unequal, densely barbellate bristles in one series, persistent, apical cells acute. *Pollen grains* ca. 20  $\mu\text{m}$  in diameter. Plate 155.

The genus *Eupatoriopsis* was established by Hieronymus (1893) for the distinctive annual species from Brazil showing a reduced pappus, a highly conical receptacle, and strongly sublately obcompressed achenes. Because of the reduced pappus and the anther appendage that appeared small compared to the broad thecae, the genus was placed in the Piqueriinae. Although, rather similar annual species having conical receptacles and obcompressed achenes were at that time placed in the broad concept of *Eupatorium* in the section *Praxelis* because of their pappus of numerous capillary bristles, there was no mention of the latter by Hieronymus. B. Robinson (1906) noted that the anther appendages of the genus were actually quite well developed, and stated that the true affinity was with *Trichocoronis* of the southwestern United States and Mexico. According to B. Robinson, the only claim to generic separation from *Trichocoronis* was the broad obovate quasi two-winged achene.

In the review of the Eupatorieae by H. Robinson and King (1977), *Eupatoriopsis* was placed in the *Praxelis* group on the basis of the characteristic anther collar with its broadened lower part, the densely papillose inner surfaces

of the corolla lobes, and the deciduous bracts of the involucre. It is also in the Praxelinae where *Praxelis* and the more recently described *Eitenia* show conical receptacles, obcompressed achenes, and asymmetrical carpodia similar to those of *Eupatoriopsis*. *Praxelis* differs by the less elongate receptacle, the more graduated involucral bracts, the 3–4-ribbed achenes, and the long capillary pappus. It is *Eitenia* that seems closest with 2-ribbed achenes, but it differs by the same receptacle and involucre characters as *Praxelis*, as well as the more cylindrical corollas, the asymmetric corolla lobes of the peripheral flowers in the heads, the longer pappus bristles that are sometimes of two types, and the narrower anther thecae.

The subequal thin and somewhat persistent involucral bracts of *Eupatoriopsis* are unlike other members of the subtribe Praxelinae, but because of the generally specialized nature of the genus, the character is presumed to be derived from more imbricate and totally deciduous types. The short broad corolla also distinguishes *Eupatoriopsis* from other members of the subtribe, where long cylindrical corollas are most common. The reddish resin ducts in the throat of the corolla are not particularly distinctive,



PLATE 155. *Eupatoriopsis hoffmanniana* Hieron.—A. Habit,  $\times \frac{3}{5}$ .—B. Head,  $\times 7$ .—C. Receptacle,  $\times 7$ .—D. Corolla showing anthers,  $\times 20$ .—E. Style,  $\times 20$ .—F. Achene,  $\times 20$ .

such ducts being found to some extent in *Eitenia*, many species of *Praxelis*, and even some species of *Chromolaena*.

The single known species of *Eupatoriopsis* is known to us from only the type series from near Caldas in Minas Gerais, Brazil, and from a piece mixed in a *Peperomia numularifolia* collection by Herschen near Caldas during the same Regnell expedition.

The generic name is derived from the name *Eupatorium* and the Greek suffix *-opsis* which implies a likeness.

The following single species is recognized in the genus.

*Eupatoriopsis hoffmanniana* Hieron., Brazil.

### 156. *Lomatozona*

*Lomatozona* Baker in C. Martius, Fl. Bras. 6(2): 198. 1876. TYPE: *Lomatozona artemisiaefolia* Baker in C. Martius.

Erect perennial *herbs* or *subshrubs*, moderately to densely branched, stems and leaves covered with minute uniseriate, rarely biseriate, stipitate glands. *Stems* terete, striated. *Leaves* opposite, petiolate; blades ovate in outline, margins lobed to deeply dissected, trinervate or trilobed from or near base, lower surface with very large sessile globular capitate glands. *Inflorescence* laxly cymose, pedicels short to long. *Involucral bracts* ca. 25, strongly imbricated, in ca. 3–4 strongly unequal graduated series, all deciduous, outer usually falling first; receptacle slightly convex, with or without paleae. *Florets* 10–27 in a head; corollas white or bluish, narrowly funnelform, with occasional glands on outer surface; cells of throat elongate, prorulose on inner surface with projecting upper ends; lobes triangular to rather oblong, up to 1.5 times longer than wide, densely papillose on inner surface, outer lobes of peripheral flowers longer in *L. inaequale*; anther collars short, slightly broader below, some subquadrate cells in lower part, elongate cells above, cell walls with prominent ornate beaded thickenings; anther appendage large, oblong-ovate, longer than wide; style base not enlarged, glabrous; style branches filiform, densely papillose. *Achenes* prismatic, mostly 5-ribbed, setuliferous, more densely setuliferous at base and apex; carpodium lacking or poorly developed, symmetrical; pappus of 15–22 short unequal persistent scabrid bristles in 1 series, apical cells sharply acute. *Pollen grains* ca. 20–22  $\mu\text{m}$  in diameter. Plate 156.

The genus *Lomatozona* was known for almost a hundred years on the basis of a single species from the interior of Brazil that had a pappus of short bristles, an imbricated involucre, a few paleae among the flowers, and dissected leaves. The genus was keyed by J. Baker (1876) near *Ageratum* and was placed in the sequence between *Ageratum* and *Stevia*. Nevertheless, Baker noted in his treatment of the genus that the involucre was like that of *Eupatorium* section *Praxelis*. The key to the genera of the Eupatorieae by B. Robinson (1913a) tended to emphasize the multiserial unequal involucral bracts as a character and mentioned the bipinnatifid leaves. Formal recognition of relationship to the *Praxelis* group did not occur until the survey of the tribe by H. Robinson and King (1977).

During the period of the present series of studies, three additional species were added to the genus in rapid succession (King & Robinson, 1975o, 1978f, 1979d). All three species differed from the type species by their longer pedicels and the epaleaceous receptacles. Still, the three were from the same general area as the type in Goyas and adjacent Mato Grosso in the interior of Brazil, and had all the essential characters of a non-conical receptacle, narrow symmetrical bases on the achenes with indistinct carpodia, and a pappus of short irregular bristles. The leaves of all the species tended to be weakly to strongly

lobed. More convincing evidence of the relationship is obtained from the examination of the glands. In all the species there are unusually large globose sessile glands on the undersurfaces of the leaves. Also, the minute stipitate glands on the leaves and stems in *Lomatozona* are often entirely uniseriate, a condition scarcely known in the Asteraceae. Glandular hairs in the family seem to be basically biseriate, and the type in *Lomatozona* seems to be specialized from such types with which they are sometimes intermixed. Only in *Paraqueria*, elsewhere in the Eupatorieae, are there uniseriate glandular hairs, the latter occurring on the corolla lobes.

Among the more recently described species, *L. inaequale* is distinctive in its asymmetrical peripheral flowers, having longer outer lobes and a more strongly prorulose inside surface of the throat on the side nearest the center of the head.

Label data indicates that all members of the genus are rupestral, occurring on or between rocks. Only the type species is known at present from more than one or two collections. A key to the species has been provided by King and Robinson (1979d).

The generic name is derived from the Greek words *loma-tos* (= fringe or border) and *zone* (= belt or girdle). The name refers to the pappus which was described by J. Baker





PLATE 156. *Lomatozona andersonii* R. King & H. Robinson.—A. Habit,  $\times \frac{1}{2}$ , with pair of separate enlarged leaves.—B. Head,  $\times 7$ , with separate enlarged receptacle and representative involucre bracts.—C. Corolla outer surface,  $\times 20$ .—D. Corolla inner surface with anthers,  $\times 20$ .—E. Anther,  $\times 40$ .—F. Style,  $\times 20$ .—G. Achenes, outside and lateral views,  $\times 20$ .

(1876) as "*brevissimus coroniformis, setis inaequalibus basi in annulum confluentius.*"

The following four species are recognized in the genus:

*Lomatozona andersonii* R. King & H. Robinson, Brazil.

*Lomatozona artemisiaefolia* Baker, Brazil.

*Lomatozona huntii* R. King & H. Robinson, Brazil.

*Lomatozona inaequale* R. King & H. Robinson, Brazil.

### 157. *Praxeliopsis*

*Praxeliopsis* G. Barroso, Arq. Jard. Bot. Rio de Janeiro 9: 176. 1949. TYPE: *Praxeliopsis mattogrossensis* G. Barroso.

Erect annual or short-lived perennial *herbs*, with few branches, stems, leaves, branches of inflorescence, and involucre bracts essentially glabrous. *Stems* terete. *Leaves* alternate, sessile, linear, entire, with an apical callus, 1-nerved. *Inflorescence* laxly cymose, pedicels very long. *Involucre bracts* ca. 20–25, imbricated in ca. 3 strongly unequal series, ca. 7 subequal inner bracts and shorter outer bracts, all easily deciduous; receptacle conical, glabrous. *Florets* ca. 16 in a head; corollas whitish?, salverform, with elongate narrowly funnelform basal tube, glabrous on both surfaces; throat very short and spreading, with large short-oblong non-bulging cells; lobes unequal, oblong-ovate or with outer lobe oblong-linear, 1.5–3 times as long as wide, densely papillose on inner surface; anthers borne slightly below bases of lobes, exerted above the spreading lobes; anther collars short and broad, broader below, cells mostly subquadrate or shorter, with prominent beaded or annular thickenings on walls, often oblique or vertical in shorter cells; anther appendage rudimentary or lacking; style base enlarged, glabrous; style branches filiform, densely papillose. *Achenes* prismatic, 5-ribbed, with numerous long setulae mostly on ribs; carpodia small, distinct, symmetrical, cells quadrate, in ca. 3 tiers, with thick walls; pappus of 5 stout scabrid persistent bristles, narrowed distally, apical cells acute. *Pollen grains* ca. 20  $\mu\text{m}$  in diameter. Plate 157.

The genus *Praxeliopsis* has the general appearance of a *Praxelis* as noted by Barroso (1949) and as reflected in the name given to the genus. Membership in the subtribe Praxelinae is not in doubt since the plant involved shows the totally deciduous involucre, the distinctive anther collar, and the papillose corolla lobes and style branches that are characteristic of that group. The genus is the most individually distinctive member of the subtribe, however, and does not fall close to any of the other members of the group on the basis of the traditional systems of classification of the tribe.

The actual position given to *Praxeliopsis* by Barroso (1949) was in the subtribe Piqueriinae, because of the absence of an anther appendage. No other genus of the Praxelinae lacks an anther appendage, and only *Osmiopsis* has an appendage shorter than wide. The pappus, with its reduced number of bristles, also distinguishes the genus from other Praxelinae except *Eitenia*, and caused Barroso to seek comparisons for *Praxeliopsis* with the Mexican genus *Podophania* now placed in *Hofmeisteria*. *Praxeliopsis* does not have either the flattened achenes of *Eitenia* or the pseudovorticillate leaves subtending the inflorescences as in the Hofmeisteriinae. *Praxeliopsis* does show an enlarged node at the base of the style, a feature not seen in any other members of the Praxelinae or in the related Critoniinae or Hebecliniinae. The corolla is also unique in the tribe by its elongate basal tube and its anthers mounted near the base of the spreading lobes. One

feature emphasized by Barroso (1949), the unequal lobes of the corolla, is approached by members of *Eitenia* and *Lomatozona* which have longer outer lobes on the peripheral corollas of the head. Still, the outer lobes in *Praxeliopsis* are very well developed, and are exceeded in zygomorphy in the tribe only in the ray-like peripheral corollas of *Microspermum* in the Ageratinae. The highly conical receptacle of *Praxeliopsis* resembles those of *Praxelis*, *Eitenia*, and *Eupatoriopsis*, but the carpodium does not seem to be asymmetrical as in those genera.

The leaves of the rather depauperate type specimen of *Praxeliopsis mattogrossensis* have been examined with the thought that they might be only petioles that had lost their blades. The detailed structure and the apical callus seem to indicate that the leaves are complete as seen. Such reduced leaves might be expected on a plant of rather xeric habitats.

The single species of *Praxeliopsis* is presently known from only one collection from the campos dos Urupós, cab. do Centario, Catagui-iamaín, Mato Grosso, in the interior of Brazil.

As indicated by Barroso (1949), the name of the genus is derived from the generic name *Praxelis* with the Greek suffix *-opsis* indicating similarity.

The following single species is recognized in the genus:

*Praxeliopsis mattogrossensis* G. Barroso, Brazil.



PLATE 157. *Praxeliopsis mattogrossensis* G. Barroso.—A. Habit,  $\times \frac{7}{10}$ .—B. Head,  $\times 3$ .—C. Corolla showing anthers,  $\times 7$ .—D. Style,  $\times 18$ .—E. Achene,  $\times 10$ .



PLATE 158. *Eitenia praxeloides* R. King & H. Robinson.—A. Habit,  $\times \frac{1}{6}$ .—B. Head,  $\times 5$ .—C. Corolla showing anthers,  $\times 14$ .—D. Style,  $\times 14$ .—E. Achene,  $\times 14$ .

158. *Eitenia*

*Eitenia* R. King & H. Robinson, *Phytologia* 28: 282. 1974. TYPE: *Eitenia praxeloides* R. King & H. Robinson.

Erect annual or short-lived perennial *herbs*, with few to many branches. *Stems* terete, striated, hirsute. *Leaves* opposite, short-petiolate; blades ovate, base obtuse, margins coarsely serrate to sublobate, apex acute, trinervate from base, with glandular punctations on lower surface. *Inflorescence* a rather lax broadly cymose panicle; pedicels long. *Involucral bracts* ca. 22–35, imbricate in 3–4 strongly unequal graduated series, easily deciduous, outer bracts falling first, most bracts lanceolate; receptacle highly conical, glabrous. *Florets* ca. 40–50 in a head; corollas violet or white, narrowly funnelform, with long cylindrical throat; cells of throat elongate with sinuous lateral walls, prorulose on inner surface by projecting upper ends of cells, more projecting and often setiform along veins, also somewhat prorulose on outer surface; single narrow resin ducts along veins with intermittent reddish resin; lobes strongly unequal, with outer lobes of peripheral flowers much longer and wider, all lobes oblong, densely long-papillose on inner surface, prorulose and with few glands on outer surface; anther collars distinctly broadened in lower part, with subquadrate cells below, longer cells above, cells with usually prominent ornate banding on walls, transverse above, often oblique or vertical below; anther appendage narrowly oblong, ca. 1.5 times as long as wide; style base not enlarged, glabrous; style branches filiform, densely long-papillose. *Achenes* obcompressed, usually with 2 or rarely 3 ribs, densely long-setuliferous on ribs, with a few shorter setulae on surfaces; carpopodium distinct, asymmetrical with opening turned adaxially, cells subquadrate in ca. 3 series, walls thin, weakly porose; pappus of usually 2–8 stout scabrid persistent bristles, sometimes with interspersed weaker bristles, in 1 series, narrowed distally, apical cells sharply acute. *Pollen grains* ca. 18–20  $\mu\text{m}$  in diameter. Plate 158.

*Eitenia* is one of the genera of the Eupatorieae, that has been named during the present series of studies, that would be generically distinct even by the traditional systems of classification. In the key to the traditional generic concepts by B. Robinson (1913a), the species of *Eitenia* would key variously to *Dissothrix*, now placed in the Alomiinae, which has pappus bristles of two types, or to *Fleischmannia*, now placed in the Fleischmanniinae, which was at that time distinguished by having a pappus of only five bristles. *Eitenia* is easily distinguished from both of these by its conical receptacle, its obcompressed achenes, and the unequal lobes on the corollas of its peripheral flowers.

The only significant comparison possible with any of the genera in the B. Robinson key is with *Eupatoriopsis*, a genus now placed in the Praxelinae. *Eitenia* is unquestionably a member of the subtribe, having the totally deciduous involucre and the unique form of anther collar that are characteristic of the Praxelinae. Both *Eitenia* and *Eupatoriopsis* show obcompressed achenes with only marginal ribs, an asymmetrical carpopodium, and a conical receptacle. *Eupatoriopsis* and *Eitenia* also have a similar trinervate condition of the leaves originating at the bases of the short petioles rather than at the bases of the blades. *Eupatoriopsis* differs by its short pappus of more numerous bristles, its short and broad corolla with short equal lobes, its broad anther thecae, the shorter uniform prorulosity on the inside of its corolla throats, the more nearly columnar receptacle, and the thinner more subequal somewhat persistent bracts of its involucre. The genus *Praxelis* is also close to *Eitenia*, having similar receptacles and carpopodia, and having somewhat obcompressed achenes. Nevertheless, *Praxelis* has a pappus of numerous

equal capillary bristles, achenes with 3–4 ribs, and corollas with equal lobes. The other members of the Praxelinae having unequal lobes like *Eitenia*, the genus *Praxeliopsis* and *Lomatozona inaequale*, are plants with prismatic achenes and a number of other differences as detailed under those genera.

A feature of *Eitenia* noted in the original description (King & Robinson, 1974h) was the presence of prorulosity on the inner surface of the corolla throat that becomes long and rather hair-like in the cells along the veins. The feature was only weakly developed in the second species, *E. polyseta* (King & Robinson, 1979d). The resin ducts evident along the same veins, have only intermittent areas of reddish resin. Resin ducts are also evident in the shaft of the style inside of the veins in *E. polyseta*. Various other differences between the two known species are discussed by King and Robinson (1979d), and a number of these prove to be associated with the apomixis of *E. polyseta*. The latter species has defective pollen, small anthers, white rather than violet corollas, and appressed papillae on the style branches. The contrasting conditions in the type species all indicate maintenance of active pollination mechanisms and a normal sexual reproduction.

Both species of *Eitenia* occur in the area of Goiás and the Federal District, in the interior of Brazil.

The generic name honors George and Liene T. Eiten, the co-collectors of the original material of the type species.

The following two species are recognized in the genus:

*Eitenia polyseta* R. King & H. Robinson, Brazil.

*Eitenia praxeloides* R. King & H. Robinson, Brazil.



PLATE 159. *Osmiopsis plumeri* (Urban & E. Ekman) R. King & H. Robinson.—A. Habit,  $\times \frac{1}{2}$ .—B. Head,  $\times 5$ .—C. Corolla outer surface,  $\times 12$ .—D. Corolla inner surface with anthers,  $\times 12$ .—E. Anthers,  $\times 24$ .—F. Style,  $\times 12$ .—G. Achene,  $\times 12$ .

159. *Osmiopsis*

*Osmiopsis* R. King & H. Robinson, *Phytologia* 32: 250. 1975. TYPE: *Eupatorium plumeri* Urban & E. Ekman.

Weak scandent *shrubs*, with numerous branches at right angles or slightly retroflexed. *Stems* terete to slightly angled, glabrous. *Leaves* opposite, slenderly petiolate; blades ovate to lanceolate often with lobed bases, upper margins entire, trinervate from base, lower surface extremely densely covered with glandular punctations. *Inflorescences* numerous, terminal on lateral branches, in small corymbose clusters; pedicels rather short. *Involucral bracts* ca. 20, imbricate, in 4–5 strongly unequal graduated series, all deciduous, mostly broadly oblong, with rounded tips, 4-costate on outer surface; receptacle flat to slightly convex on distal surface, glabrous. *Florets* 18–26 in a head; corollas white, funnellform with a short broadly cylindrical base, sparsely glandular on outer surface below lobes; cells of throat elongate with sinuous lateral walls; lobes triangular, often broad, as long as wide to 1.5 times as long as wide, smooth on both surfaces, densely glandular on outer surface; anther collar slightly broader below, with numerous subquadrate or shorter cells below, longer cells above, cells with prominent ornate beading on walls; anther appendage semi-circular, wider than long; style base not enlarged, glabrous; style branches narrowly linear with slightly broadened tips, sharply short-papillose. *Achenes* short-prismatic, slightly narrowed below, 5-ribbed, with few glands and short setulae; carpopodium distinct, short-cylindrical, cells on surface subquadrate, small, in ca. 9 tiers, with thickened walls; pappus of ca. 25–30 stout scabrid persistent bristles in 1 series, somewhat broadened distally, apical cells acute. *Pollen grains* ca. 22  $\mu$ m in diameter. Plate 159.

The genus *Osmiopsis* is one of many elements in Mexico, Central America, and the West Indies showing a combination of characters of the Praxelinae and the Critoniinae. All of the elements involved are presumed to have a history that includes intersubtribal hybridization between the genera *Chromolaena* of the Praxelinae and *Koanophyllon* of the Critoniinae. It is in *Osmiopsis* of Haiti on the Island of Hispaniola, that the combination of characters is most obvious, and it is here that the characters are combined in a manner that makes inclusion in either of the parent genera impossible.

The involucral bracts of *Osmiopsis* are imbricated and totally deciduous in the manner of other Praxelinae, and the habit of the plant is most like various species of *Chromolaena*, particularly *C. odorata*. In the interior of the head, however, the plants closely resemble *Koanophyllon* with their short-cylindrical corolla bases, their

triangular lobes densely covered outside with glands, their short anther appendages, the somewhat broadened tips of their style branches, and the stout achenes with stout pappus bristles. The only Praxeline tendencies in the florets are the cylindrical shape of the carpopodia and the corolla lobes often distinctly longer than wide. In recognizing such a hybrid at generic rank, the authors acknowledge an evolutionary process in flowering plants that is probably much more common in plants than is generally realized.

The name *Osmiopsis* is derived from the generic name *Osmia*, a synonym of *Chromolaena*, and the Greek suffix *-opsis* meaning similar.

The following single species is recognized in the genus:

*Osmiopsis plumeri* (Urban & E. Ekman) R. King & H. Robinson, Haiti.

SUBTRIBE XIII. HEBECLINIINAE

Hebecliniinae R. King & H. Robinson, *Phytologia* 46: 448. 1980. TYPE: *Hebeclinium* DC.

Erect perennial *herbs* or *shrubs* to small *trees*, sparingly to moderately branched, never rosulate. *Leaves* usually opposite, alternate in *Decachaeta*, often with long petioles; blades often broad with rounded to cordate bases. *Inflorescence* laxly cymose to densely corymbose or thyrsoid-paniculate, with heads clustered, pedicellate; *involucral bracts* usually strongly subimbricated, graduated in length, with inner bracts easily deciduous, eximbricate and persistent in *Amolinia*; receptacle slightly convex to strongly hemispherical, usually epaleaceous, paleaceous in *Matudina*, often with hairs. *Flowers* 4–150 in a head; corollas white, lavender, blue, or purple, narrowly funnellform, rarely with hairs inside of throat; cells of throat elongate with sinuous lateral walls; lobes triangular, usually about as long as wide, smooth on both surfaces, without stomata on outer surface; anther collar usually elongate, 5–10 times as long as wide, of even width, with numerous subquadrate cells in lower half, without obvious ornate thickenings on walls; anther appendage usually longer than wide, short in *Decachaeta*; style base not enlarged, glabrous; style branches narrowly linear to filiform,

mamillose to short-papillose, rarely with enlarged tips. *Achenes* prismatic, 5-ribbed, micropunctations of walls not strongly aligned in transverse bands; carpodium annuliform to turbinate, procurrent on ribs of achene, cell walls thin or slightly thickened; pappus usually of numerous capillary bristles, usually persistent, deciduous in *Decachaeta*, obsolete in *Erythradenia*, apical cells sharply acute. Basic chromosome number  $x = 10$  or 16.

The subtribe Hebecliniinae has the general characters of the Critoniinae, smooth corolla lobes, a simple style base, and a usually subimbricate involucre with deciduous inner bracts, and the two subtribes seem unquestionably closely related. The most significant features of the Hebecliniinae are the unusually common occurrence of hairs on the receptacles and the occurrence in some genera of a chromosome base number of  $x = 16$ . Neither character is unique to the subtribe nor consistent within it, but the latter is totally unknown in the subtribe Critoniinae which has a constant base of  $x = 10$ .

While the tendency toward pubescent receptacles and the variation in chromosome number are the primary basis for the recognition of the Hebecliniinae as a separate subtribe, it is other characteristics that seem to properly define the limits of the group. All genera placed in the Hebecliniinae show a carpodial structure with comparatively thin walls with extensions of the callus formation upward along the bases of the achene ribs. These are poorly developed in some such as *Amolinia*, but are present to some extent in all members. All the genera also show elongate anther collars with many subquadrate cells and inornate cell walls. Such collars are more reminiscent of *Neomirandea* or the Oxylobinae than the Critoniinae. The Hebecliniinae as thus defined seems an entirely natural group with strong tendencies toward hairs on the receptacle and rather long petioles. The only question of limits retained at this time involves the genus *Critoniella* which has similar carpodia with procurrent upper margins, and has rather long anther collars. The latter is retained in the Critoniinae in this treatment because of its narrow heads with minute receptacles. All members placed here in the Hebecliniinae have the surface of the receptacles broad or highly convex.

Historically, the nearest thing to recognition of the Hebecliniinae as a group was the recognition of a genus or *Eupatorium* section *Hebeclinium* based on the presence of hairs on the receptacle. The concept included many of the species still retained here in *Hebeclinium* plus many now placed in *Bartlettina*. The concept did not include any of the members of the above genera that lack hairs on the receptacles, or any of the related genus *Guayania* which also lacks the hairs. The inclusion in the concept of species now placed in *Polyanthina* of the Ayapaninae and *Urolepis* of the Gyptidinae was inevitable, but the failure to include most species now placed in *Decachaeta*, a true member of the Hebecliniinae, seems inexplicable. Most of the species of *Decachaeta* rested in *Eupatorium* section *Subimbricata*, though actually a few Mexican

species were placed in the South American genus *Ophryosporus* by some authors (B. Robinson, 1925) because of their reduced anther appendages. *Erythradenia*, with its reduced anther appendage and its lack of a pappus, was inevitably placed in the genus *Piqueria* of the Ageratinae in the traditional system of classification (B. Robinson, 1901). The entire group now placed in the Hebecliniinae was not brought together until the survey of the Eupatorieae by H. Robinson and King (1977).

One genus placed in the *Hebeclinium* group by H. Robinson and King (1977), *Peteravenia*, is excluded here. The latter genus has a superficial resemblance to *Bartlettina*, and occurs in some of the same geographical areas, but lacks the carpodial structure that is found in all members of the Hebecliniinae. The reports of a chromosome number of ca. 17 in one *Peteravenia* (R. King et al., 1976) is considered misleading, and the genus is placed in the Critoniinae in the present treatment.

The distribution of the chromosome numbers in the Hebecliniinae is of special interest. The distinctive  $x = 16$  is thus far known only from Mexican and Central American members of the subtribe. The number is recorded from *Bartlettina*, *Matudina*, and *Decachaeta*, and might be expected from *Erythradenia* which is very close to *Decachaeta*. The  $x = 16$  is not known from any of the South American members of the subtribe, not even those placed here in the genus *Bartlettina*. The only likely candidate for such a number in South America seems to be the genus *Guayania* which has not yet been counted. The base of  $x = 10$  is not restricted geographically, being found in at least some Central American species of *Hebeclinium*.

The subtribe Hebecliniinae is a primarily Mexican, Central American, and Andean group. *Guayania* does occur outside of that area in the nearby Guayana Highlands of northern South America. The only other extensions of range involve one species of *Bartlettina* native to eastern Brazil, and the common weedy species *Hebeclinium macrophyllum* which occurs throughout the Neotropics.

Almost nothing seems to be known of the chemistry of the subtribe Hebecliniinae. A guaianolide, thieleanine, has been described from *Decachaeta* (Alvarado et al., 1979). The most distinctive compounds in any member of the subtribe appear to be the diterpenes with the structure of Hebeclinolid. The compounds have three separate rings, each distinctively oxygenated, first with a ketone group, the second as a lactone, and the third as a furan group (Bohlmann & Grenz, 1977). The same species contains acyclic sesquiterpenes of a type widely distributed in the tribe.



KEY TO THE GENERA OF THE SUBTRIBE HEBECLINIINAE

- 1. Pappus absent or easily deciduous; anther appendages much shorter than wide; leaves often alternate ..... 2
- 2. Pappus absent ..... 164. *Erythradenia*
- 2'. Pappus present, with deciduous bristles ..... 163. *Decachaeta*
- 1'. Pappus capillary, persistent; anther appendages as long as wide or longer; leaves opposite ..... 3
- 3. Receptacle with paleae; involucre with many series of subfoliaceous bracts at base ..... 166. *Matudina*
- 3'. Receptacle without paleae; involucre without many series of subfoliaceous bracts at base ..... 4
- 4. Involucre of subequal scarcely overlapping bracts; achenes 5–7 mm long ..... 161. *Amolinia*
- 4'. Involucre with 4–5 rows of graduated subimbricate bracts; achenes less than 4 mm long ..... 5
- 5. Carpopodium strongly asymmetrical, born on side of achene base; receptacle without hairs ..... 165. *Guayania*
- 5'. Carpopodium symmetrical to scarcely asymmetrical on base of achene; receptacle often with hairs ..... 6
- 6. Receptacle highly convex, hemispherical, usually composed of highly sclerified cells throughout, central part easily broken off; style appendages filiform, terete ..... 160. *Hebeclinium*
- 6'. Receptacle shallowly convex, with parenchymatous core and sclerified surface; style appendages narrowly linear to slightly clavate, somewhat flattened ..... 162. *Bartlettina*

160. *Hebeclinium*

*Hebeclinium* DC., Prodr. 5: 136. 1836. LECTOTYPE: *Eupatorium macrophyllum* L. [= *Hebeclinium macrophyllum* (L.) DC.].

*Eupatorium* section *Hebeclinium* (DC.) Benth. ex Baker in C. Martius, Fl. Bras. 6(2): 345. 1876.

Large erect *herbs* or *subshrubs*, with moderate branching. *Stems* terete to faintly angled, slightly striated. *Leaves* opposite, usually long-petiolate; blades broadly ovate to deltoid or lanceolate, base acute to cordate, margin usually crenate or serrate, pinnate with ascending veins or trinervate from or near base, glands on lower surface often small or indistinct, numerous in *H. macrophyllum*. *Inflorescence* a lax cyme with widely spreading branches; pedicels short. *Involucres* broadly campanulate; involucre bracts ca. 25–40, subimbricate, in 3–5 strongly unequal graduated series, narrowly oblong to ovate or ovate-lanceolate, outer bracts persistent, inner bracts deciduous; receptacle hemispherical, often with center broken off, sclerified throughout (parenchymatous internally in *H. guevarae*), glabrous to densely hirsute. *Florets* 20–80 in a head; corollas white or pink, narrowly funnellform, outer surface glabrous below, inner surface of throat in some species with numerous hairs; cells of limb elongate with sinuous lateral walls; lobes triangular, slightly longer than wide, smooth on both surfaces, usually with prominent multicellular uniseriate hairs and few glands on outer surface; anther collar usually slender, with many subquadrate cells in lower part, cell walls rather thin with indistinct annular thickenings; anther appendage large, ovate-triangular to oblong, slightly longer than wide; style base not enlarged, glabrous; style appendages narrowly filiform, terete, mamillate, somewhat broadened distally in *H. beneolens* and *H. vestitum*. *Achenes* prismatic, often slightly curved, 2–3 mm long, narrowed below, 4–5-ribbed, setulae sometimes present; carpopodium scarcely distinct, with only few tiers of short cells at lower margin, area of longer upper cells merging with sides of achene and procurrent on ribs; pappus of ca. 30–40 scabrid slender persistent capillary bristles in 1 series, sometimes broadened distally, apical cells acute. *Pollen grains* ca. 18–22  $\mu\text{m}$  in diameter. Chromosome number  $x = 10$ . Plate 160.

The genus *Hebeclinium* was initially established by DeCandolle (1836) to include two elements having rounded pubescent receptacles, and it has continued to be recognized at the sectional level for various species placed in the broad concept of *Eupatorium* that have that trait. The section came to include a total of nearly 12 species as represented in different treatments. The group as traditionally delimited was of limited value, however, being only a partial representation of the species of *Eupatorium* sensu lato having pubescent receptacles, and including a number of unrelated species. One of the elements originally included was *Urolepis* of the subtribe Gyptidinae, and later additions to the section involved diverse species

now placed in *Polyanthina* of the Ayapaninae and *Steyermarkina* of the Critoniinae. Equally unaccounted for was the lack of hairs on the receptacles of some species unquestionably closely related to the type species which are placed in the naturally delimited *Hebeclinium* of the present treatment.

In spite of the various problems with the traditional section *Hebeclinium*, a review of the tribe has shown that there is a tendency toward receptacular pubescence in the relationship of the genus. A number of the species originally placed in the section prove to be members of the genus *Hebeclinium* as delimited here, or members of the closely related genera *Bartlettina* or *Decachaeta*. Even



PLATE 160. *Hebeclinium macrophyllum* (L.) DC.—A. Habit,  $\times \frac{1}{2}$ .—B. Head,  $\times 9$ .—C. Old head showing receptacle,  $\times 9$ .—D. Corolla outer surface,  $\times 18$ .—E. Corolla inner surface with anthers,  $\times 18$ .—F. Anther,  $\times 50$ .—G. Style,  $\times 18$ .—H. Achene,  $\times 18$ .

within the limited group, the hairs on the receptacle can not be used to define groups, however. Only *Decachaeta*, of the genera cited, consistently has hairs. In view of the latter, it is strange that only the one opposite-leaved species of *Decachaeta* was included in the traditional section *Hebeclinium*.

The present concept of *Hebeclinium* excludes the related genus *Decachaeta* which has a very short anther appendage, and which also has mostly alternate leaves. It also excludes such genera as *Guayania* which has an asymmetrical carpopodium, and *Amolinia* which has an eximbricate involucre and large achenes 5–7 mm long. It is *Bartlettina* which shares most of the traditional characters of *Hebeclinium* and contains many species that were placed in the section *Hebeclinium*, but it differs in the broader less strongly convex receptacle having a parenchymatous center, and the broader style branches. All but one species of *Hebeclinium* have a receptacle sclerified throughout, a feature not found in other genera of the tribe. All the species have the style appendages filiform and terete at least for most of their length, a feature found elsewhere in the subtribe only in *Guayania*. The inflorescence of *Hebeclinium* is a rather characteristic spreading lax cymose panicle.

A genus that may be related to *Hebeclinium*, but which is not placed here in the Hebecliniinae, is *Critoniella*. The two genera have the same type of carpopodium with thin-walled cells procurrent on the achene ribs, and filiform terete appendages on the styles. Because of the similarity, one species, *Eupatorium leucolithogenum*, was first placed in *Hebeclinium* by the present authors (King & Robinson, 1975n) and later transferred to *Critoniella* (King & Robinson, 1975w) where it rests uncomfortably. *Critoniella* differs from *Hebeclinium* by its small flat receptacles and the ornamented cell walls of its anther collars, and the genus is placed in the subtribe Critoniinae in the present treatment.

The species of *Hebeclinium* are concentrated in Colombia, Venezuela, and Ecuador, with a few species occurring to the south in Peru and to the west in Costa Rica and Panama. One species, *H. macrophyllum*, is a weedy species found throughout most of the Neotropical Region. The latter species may owe its wider distribution to the comparatively dense cover of glandular punctations on its

leaves which should discourage attack by herbivores. A key has been provided to the species of *Hebeclinium* in Colombia by King and Robinson (1969a) under the section of *Eupatorium*.

Available chromosome counts for *Hebeclinium* are all  $n = 10$  (R. King et al., 1976).

The generic name is derived from the Greek words *hebe* (= puberty) and *kline* (= bed), in reference to the pubescent receptacle.

The following 20 species are recognized in the genus:

- Hebeclinium beneolens* (B. Robinson) R. King & H. Robinson, Peru.
- Hebeclinium bullatissimum* (B. Robinson) R. King & H. Robinson, Ecuador, Peru.
- Hebeclinium costaricense* R. King & H. Robinson, Costa Rica, Panama.
- Hebeclinium erioclinium* (B. Robinson) R. King & H. Robinson, Colombia.
- Hebeclinium guevarae* (R. King & H. Robinson) R. King & H. Robinson, Colombia.
- Hebeclinium hygrohylaenum* (B. Robinson) R. King & H. Robinson, Costa Rica.
- Hebeclinium hylophorbium* (B. Robinson) R. King & H. Robinson, Peru.
- Hebeclinium jajoense* (Aristeg.) R. King & H. Robinson, Venezuela.
- Hebeclinium killipii* (B. Robinson) R. King & H. Robinson, Colombia, Ecuador.
- Hebeclinium knappiae* R. King & H. Robinson, Panama.
- Hebeclinium lellingeri* R. King & H. Robinson, Colombia.
- Hebeclinium macrophyllum* (L.) DC., Mexico, Central America, West Indies, South America.
- Hebeclinium obtusisquamosum* (Hieron. ex Sodiro) R. King & H. Robinson, Ecuador.
- Hebeclinium phoenicticum* (B. Robinson) R. King & H. Robinson, Colombia.
- Hebeclinium recreense* (Hieron.) R. King & H. Robinson, Ecuador.
- Hebeclinium reedii* R. King & H. Robinson, Panama.
- Hebeclinium sericeum* (H.B.K.) R. King & H. Robinson, Colombia.
- Hebeclinium tetragonum* Benth., Ecuador.
- Hebeclinium torondoyense* (V. Badillo) R. King & H. Robinson, Colombia, Venezuela.
- Hebeclinium vestitum* R. King & H. Robinson, Peru.

### 161. *Amolinia*

*Amolinia* R. King & H. Robinson, Phytologia 24: 265. 1972. TYPE: *Eupatorium heydeanum* B. Robinson.

Erect shrubs or small trees, sparsely to moderately branched. Stems terete, striated, densely tomentose. Leaves opposite, long-petiolate; blades ovate, base rounded with distinct acumination, margins entire, apex narrowly acuminate, trinervate from near base with strongly ascending veins, densely glandular-punctate on lower surface. Inflorescence a corymbose panicle; pedicels short to moderately long. Involucres narrowly campanulate, spreading when dry; involucral bracts ca. 15, eximbricate, in 2–3 slightly unequal series, linear, outer surface bicostate, with numerous hairs and glandular punctations; receptacle slightly convex, usually



PLATE 161. *Amolinia heydeana* (B. Robinson) R. King & H. Robinson.—A. Habit,  $\times \frac{1}{2}$ .—B. Head,  $\times 5$ .—C. Corolla showing anthers,  $\times 11$ .—D. Style with nectary,  $\times 11$ .—E. Achene,  $\times 11$ .

hirtellous. *Florets* 20–25 in a head; corollas white, narrowly funnelliform, with cylindrical basal tube, outer surface sparsely glanduliferous, inner surface smooth and glabrous; cells of limb broadly to narrowly oblong, with straight or sinuous lateral walls; lobes ovate-triangular, as long as wide, smooth on both surfaces; anther collar slender and elongate, composed of numerous subquadrate cells below, cell walls without ornate annular thickenings; anther appendage large, oblong, slightly longer than wide; style base not enlarged, glabrous; style branches narrowly linear, mamilllose. *Achenes* prismatic, elongate, 5–7 mm long, 5-ribbed, densely glanduliferous and sparsely setuliferous, glands short with minute tips; carpopodium very short, distinct, basal cells small, subquadrate, in 5–7 tiers, with slightly thickened walls, with some thin-walled cells above along bases of ribs; pappus of ca. 30 slender scabrid persistent bristles in 1 series, not broadened distally, apical cells narrowly obtuse to acute. *Pollen grains* ca. 19  $\mu\text{m}$  in diameter. Chromosome number  $x = 10$ . Plate 161.

*Amolinia* has the pubescent receptacle, the elongate petioles, and the elongate anther collars with many quadrate cells that indicate a relationship to the genus *Hebeclinium*. The genus differs from *Hebeclinium*, however, by the less convex receptacle with a parenchymatous core, and the narrowly linear rather than filiform and terete style appendages. The inflorescence is also more corymbose. The genus is closer to *Bartlettina*, but lacks the specialized carpopodium seen in most species of the latter genus. *Amolinia* differs from all the other members of the Hebecliniinae by its narrow essentially eximbricate involucreal bracts, and its elongate achenes 5–7 mm long. The dense glandular pubescence of the achene is also rather distinctive.

The genus *Amolinia* occurs in an area where there are three other genera of the Hebecliniinae, in Guatemala and adjacent Chiapas in Mexico. The area contains many species of *Bartlettina* and *Decachaeta*, and the single species

of *Matudina*. All of the latter are notable for their apparently characteristic chromosome number of  $x = 16$ . On the basis of a count by John Strother (1983), *Amolinia* does not belong to this group of the subtribe with which it is geographically associated.

The involucre of *Amolinia* is not completely eximbricate. There are some shorter outer bracts, and the proper designation might be weakly subimbricate. The bracts are so narrow, however, that the imbrication is not obvious. Also, the inner bracts are not obviously deciduous.

Label data indicates that *Amolinia* is a tree 5–6 m tall, occurring in montane cloud forests above 2,000 m.

The generic name honors Prof. Antonio Molina R., well-known Central American botanist.

The following single species is recognized in the genus:

*Amolinia heydeana* (B. Robinson) R. King & H. Robinson, Mexico, Guatemala.

## 162. *Bartlettina*

*Bartlettina* R. King & H. Robinson, *Phytologia* 22: 160. 1971, new name for *Neobartlettia* R. King & H. Robinson.

*Neobartlettia* R. King & H. Robinson, *Phytologia* 21: 294. 1971. TYPE: *Eupatorium tuerckheimii* Klatt, non *Neobartlettia* Schlechter. (Orchidaceae).

Erect *shrubs* or small *trees*, with sparse to moderate branching. *Stems* terete to subquadrangular or subhexagonal, striated, fistulose or solid. *Leaves* opposite, often with long slender petioles (short-petiolate in *B. tuerckheimii* and related species), rarely narrowly winged; blades lanceolate to broadly ovate, base cuneate to truncate, cordate in some South American species, trinervately or pinnately veined, lower surface often with glandular punctations. *Inflorescence* usually corymbose paniculate; pedicels short. *Involucres* broadly campanulate; involucreal bracts ca. 20–50, weakly to strongly subimbricate, in 3–5 unequal graduated series, narrowly lanceolate to broadly ovate, spreading at maturity, inner bracts deciduous; receptacle broadly convex, usually sparsely to densely pubescent, sometimes glabrous. *Florets* 8–150 in a head; corollas white, lavender, blue, or purple, narrowly funnelliform above, inner surface glabrous; cells of limb mostly narrow with sinuous lateral walls; lobes triangular, as long as wide, smooth on both surfaces, outer surface usually densely puberulous, often glanduliferous; anther collars very elongate, with numerous quadrate to short-rectangular cells below, cell walls inornate; anther appendage large, oblong-ovate to long-triangular, longer than wide; style base not enlarged, glabrous; style branches narrowly linear, sometimes slightly broadened distally, nearly smooth to short-papillose. *Achenes* prismatic, 5-ribbed, 2–3 mm long, glabrous to sparsely setuliferous, rarely with glands; carpopodium slightly to distinctly enlarged, symmetrical, usually with smaller



PLATE 162. *Bartlettina tuerckheimii* (Klatt) R. King & H. Robinson.—Habit,  $\times 1/3$ .—B. Head,  $\times 4$ .—C. Corolla showing anthers,  $\times 10$ .—D. Style,  $\times 10$ .—E. Achene,  $\times 10$ .

subquadrate cells near base, and larger elongate cells above procurrent into enlarged bases of ribs, cell walls thin; pappus of ca. 30–40 slender scabrid persistent bristles in 1–2 series, rarely broadened distally, apical cells acute. *Pollen grains* 23–25  $\mu\text{m}$  in diameter. Chromosome number  $x = 10$  or 16. Plate 162.

The genus *Bartlettina* consists of species falling within the traditional broad concept of *Eupatorium*, and contains many species that have been placed in the section or genus *Hebeclinium* because of pubescence on the receptacles. Actual relationship to *Hebeclinium* is evident from the tendency for elongate petioles on the leaves and elongate anther collars with inornate cell walls, along with other features such as the subimbricate involucre with deciduous inner bracts. The genus lacks the specialized hemispherical receptacle sclerified throughout and the filiform terete style branches of *Hebeclinium*.

Many of the species of *Bartlettina* have a distinctly enlarged carpopodium with numerous small rather thin-walled cells in the lower tapering part, and more elongate cells in the upper swollen part which is procurrent on the achene ribs. The precise form is not found in any other genus of the tribe, but unfortunately, is not developed in all species of *Bartlettina*. Many of the species are also notable for the broadly triangular corolla lobes often bearing numerous hairs on the outer surface.

Both the carpopodia and the pubescence on the corolla lobes distinguish *Bartlettina* from the superficially similar genus *Peteravenia* of Central America. The latter can be distinguished most easily by its non-contiguous pappus bristles with distinctly enlarged tips, and it never has hairs on the receptacle. The cordate leaf bases, originally mentioned as a distinguishing character of *Peteravenia* (King & Robinson, 1971*i*), has proven unreliable in both genera (King & Robinson, 1979*c*), but there are no cordate bases on the leaf blades in Central American species of *Bartlettina*. *Peteravenia* is placed in the Critoniinae in this treatment.

The Central American species of *Bartlettina* show considerable variation in the form of their leaves, from lanceolate with pinnate venation in *B. tuerckheimii* to broadly ovate and trinervate in *B. sordida*, and show variation in the inflorescence from pyramidal to corymbose. The series seems to form a natural group, however, and all available chromosome counts of Central American species show  $n = 16$  (R. King et al., 1976). The only species from the area that may not belong to the group are *B. silvicola* of Costa Rica and *B. montigena* of Guatemala. The latter is particularly distinct in having only about ten flowers in a head. All other members of the genus have 20 or more flowers in the heads except *B. hylobia* with 8–16 flowers. Distinctions of a number of Central American species of *Bartlettina* are discussed by King and Robinson (1974*i*, 1977*i*) in the process of naming new species, and a key is provided by King and Robinson (1975*y*) to three species in Panama.

The South American members of *Bartlettina* have general characters as in the typical group, but they seem to

form a number of separate elements, none of which relate closely to those of Central America. The only species for which there is a chromosome count, *B. paezense*, shows  $n = 10$  (Powell & Cuatrecasas, 1970; R. King et al., 1976), totally unlike the typical group. That species also has less strongly subimbricate involucre bracts. One complex of species in the northern Andes, containing *B. tenorae*, has a tendency for cordate bases on the leaf blades, a feature unknown in the typical group. The latter series seems to include *B. perezoides* of Colombia that was erroneously placed in the Critonioid genus *Aristeguietia* in an earlier paper in the present series of studies (King & Robinson, 1975*e*). The highly disjunct *B. hemisphaerica* of eastern Brazil has a synonym that was placed in the Gyptoid genus *Barrosoa* in an earlier study in the series (King & Robinson, 1971*b*), but which can be distinguished by its distinctly subimbricate involucre. The only Peruvian species, *B. macromeris*, has unusually short-petiolate leaves, and has flowers with uniquely narrow and pointed corolla lobes and anther appendages. It seems notable that the South American species, even though they more closely approach the related genera *Hebeclinium* and *Guayania* geographically, they resemble them less than do the more typical members of *Bartlettina* in Central America.

Both names for the genus, the original which proved to be a later homonym, and the later substitute name, honor Harley Harris Bartlett, botanist, ethnologist, and linguist of the University of Michigan. The life and works of Bartlett have been summarized by Voss (1961).

The following 35 species are recognized in the genus:

- Bartlettina breedlovei* R. King & H. Robinson, Mexico.
- Bartlettina brevipetiolata* (Schultz-Bip. ex Klatt) R. King & H. Robinson, Mexico.
- Bartlettina campii* R. King & H. Robinson, Ecuador.
- Bartlettina chiriquensis* R. King & H. Robinson, Panama.
- Bartlettina cleefii* R. King & H. Robinson, Colombia.
- Bartlettina constipatiflora* (Klatt) R. King & H. Robinson, Mexico.
- Bartlettina cronquistii* R. King & H. Robinson, Mexico.
- Bartlettina gentryi* (R. King & H. Robinson) R. King & H. Robinson, Panama, Colombia.
- Bartlettina guatemalensis* R. King & H. Robinson, Guatemala.
- Bartlettina hastifera* (Standley & Steyerf.) R. King & H. Robinson, Guatemala.
- Bartlettina hemisphaerica* (DC.) R. King & H. Robinson, Brazil.
- Bartlettina hintonii* R. King & H. Robinson, Mexico.
- Bartlettina hylobia* (B. Robinson) R. King & H. Robinson, Mexico.
- Bartlettina karvinskiana* (DC.) R. King & H. Robinson, Mexico.
- Bartlettina liesneri* R. King & H. Robinson, Venezuela.
- Bartlettina luxii* (B. Robinson) R. King & H. Robinson, Guatemala.
- Bartlettina macdougallii* R. King & H. Robinson, Mexico.

- Bartlettina macrocephala* (Benth.) R. King & H. Robinson, Mexico.
- Bartlettina macromeris* (B. Robinson) R. King & H. Robinson, Peru.
- Bartlettina matudae* R. King & H. Robinson, Mexico.
- Bartlettina maxonii* (B. Robinson) R. King & H. Robinson, Panama.
- Bartlettina montigena* (Standley & Steyerl.) R. King & H. Robinson, Guatemala.
- Bartlettina oresbia* (B. Robinson) R. King & H. Robinson, Mexico.
- Bartlettina oresbioides* (B. Robinson) R. King & H. Robinson, Guatemala.
- Bartlettina paezensis* (Hieron.) R. King & H. Robinson, Colombia.
- Bartlettina pansamalensis* (B. Robinson) P. King & H. Robinson, Colombia.
- Bartlettina perezioides* (B. Robinson) R. King & H. Robinson, Colombia.
- Bartlettina pinabetensis* (B. Robinson) R. King & H. Robinson, Mexico, Guatemala.
- Bartlettina platyphylla* (B. Robinson) R. King & H. Robinson, Mexico, Guatemala, Costa Rica, Panama.
- Bartlettina prionophylla* (B. Robinson) R. King & H. Robinson, Costa Rica, Panama.
- Bartlettina silvicola* (B. Robinson) R. King & H. Robinson, Costa Rica.
- Bartlettina sordida* (Less.) R. King & H. Robinson, Mexico, Guatemala, widely introduced.
- Bartlettina tenorae* (Aristeg.) R. King & H. Robinson, Venezuela.
- Bartlettina tuerckheimii* (Klatt) R. King & H. Robinson, Mexico, Guatemala, Honduras.
- Bartlettina williamsii* R. King & H. Robinson, Honduras.

### 163. *Decachaeta*

*Decachaeta* DC., Prodr. 5: 133. 1836. TYPE: *Decachaeta haenkeana* DC.

Erect or arching *subshrubs* or *shrubs*, with sparse to moderate branching, usually with numerous glands on stems, leaves, and inflorescence, without glands in *D. haenkeana*. *Stems* terete, striated. *Leaves* alternate, opposite in *D. perornata*, petioles distinct and often long, sometimes winged; blades elliptical, ovate, or suborbicular, sometimes rather lobed, base acute to broadly rounded, margins serrate or crenate, apex acuminate, venation usually trinervate from near or above base, pinnate in *D. haenkeana*. *Inflorescence* a thyrsoid panicle, usually leafy; pedicels short. *Involucre*s campanulate; involucre bracts ca. 10–15, subimbricate, in 3–4 strongly unequal graduated series; receptacle slightly to strongly convex, hirsute, paleaceous in *D. haenkeana*. *Florets* 4–30 in a head; corollas white, bluish in *D. perornata*, narrowly funnellform, with cylindrical basal tube, outer surface glabrous or sparsely glanduliferous; cells of limb oblong with sinuous lateral walls; lobes triangular, about as long as wide, smooth on both surfaces; anther collar rather narrow, often long, base with subquadrate cells, without ornate thickenings on walls; anther appendage short, much wider than long, margin strongly reflexed; style base not enlarged, glabrous; style appendages narrowly linear, slightly broadened distally, mamillate. *Achenes* prismatic, 4–5-ribbed, 2–3 mm long, with numerous setulae mostly on ribs; carpodium distinct, with or without slight upper rim, short-cylindrical or stopper-shaped, not or distinctly procurvent on achene ribs, cells subquadrate in ca. 5 tiers, walls slightly thickened; pappus of ca. 10–30 slender scabrid rather deciduous bristles in 1 series, often distinctly dilated distally, apical cells acute. *Pollen grains* ca. 17–20  $\mu\text{m}$  in diameter. Chromosome number  $x = 16$ . Plate 163.

*Decachaeta* has the pubescent receptacle, subimbricate involucre with deciduous inner bracts, and inornate cell walls of the anther collars that indicate a proper position in the subtribe Hebeclininae. The placement seems confirmed by the chromosome count of  $n = 16$  for one of the species, *D. incompta* (R. King et al., 1976), the same number found in many species of *Bartlettina* and in *Matudina*. The only feature that is inconsistent with the placement is the comparatively short anther collars of many species, but typically Hebeclininae collars occur in at least *D. perornata*. In one respect, *Decachaeta* is more Hebecline than *Hebeclinium*, being the only genus of the subtribe of any size that has the receptacle consistently pubescent.

The genus *Decachaeta* has been recognized as distinct by all authors since the original description by DeCandolle (1836), but the delimitation has been totally incorrect.

The supposed character of the genus, the approximately ten bristles of the pappus after which the genus is named, is fiction. The actual number is near 15 to 18, and counts of less are the result of the deciduous nature of the bristles. The single species usually placed in the genus, cannot be distinguished, on that basis, from others traditionally placed in *Eupatorium*. A few other species that have been placed in *Decachaeta* previous to the present series of studies are not closely related. A Mexican species proves to belong in *Ageratella* in the subtribe Alomiinae, and two South American species are members of *Acritopappus* in the Gyptidinae.

*Decachaeta*, as presently delimited, is a highly natural group distinguished from other genera of the Hebeclininae by the short anther appendage and the pappus of rather deciduous bristles. The genus is closest in habit and





PLATE 163. *Decachaeta haenkeana* DC.—A. Habit with separate basal leaf,  $\times \frac{1}{3}$ .—B. Head,  $\times 7$ .—C. Corolla showing anthers,  $\times 13$ .—D. Style,  $\times 13$ .—E. Achene,  $\times 11$ .

apparently in relationship to *Erythradenia*, but the latter has the pappus obsolete and the receptacle bare.

In spite of its obvious unity, the genus *Decachaeta* shows some diversity, although hardly justifying the treatment of the species under three different genera in Standley's *Trees and Shrubs of Mexico*, Part 5 (B. Robinson, 1926b; Blake, 1926). Nevertheless, the three groups, treated as *Decachaeta*, *Ophryosporus*, and *Eupatorium* in the latter work, represent three basically distinct elements in the genus *Decachaeta* as presently delimited.

Typical *Decachaeta*, containing only the type species, has more than ten pappus bristles, but the number is less than most of the other species, ca. 15–18, and the tips are more strongly expanded. Its receptacles bear slender paleae. The plants also have elliptical, pinnately veined leaves with short petioles, and the stems, leaves, and inflorescence lack the glandular punctations seen in all other species of the genus.

The majority of the species of *Decachaeta* belong to the subgenus *Polyadenia* (as *Polydenia* in King & Robinson, 1969d). The group has leaves alternate as in the type species, but the blades are more trinervate, the pappus has 16–30 bristles with tips not or weakly expanded, and there are glandular punctations on the stems, leaves, and inflorescence. The species of the subgenus have normally been placed in *Eupatorium*, but include a few that were placed in *Ophryosporus* by Hemsley (1881–1882) and B. Robinson (1925; 1926b) because of their short anther appendages. The placement of the Mexican species in *Ophryosporus* by B. Robinson (1925) was with reservations, since he noted that true *Ophryosporus* of South America had a totally obsolete anther appendage and essentially equal rather than subimbricate involucre bracts.

Other less shrubby species in the subgenus were not transferred to *Ophryosporus* by B. Robinson but are nevertheless closely related to those that were transferred, and *D. incompta* apparently hybridizes with some of them.

A third group in the genus deserving but not having subgeneric rank, consists of the single species, *D. perornata*. The species differs from others of the genus by its opposite leaves, its bluish flowers, and the distinct procurrence of its carpodium onto the bases of the achene ribs. The species has been placed in *Eupatorium* section *Hebeclinium*, at least by implication, in traditional treatments of the tribe, and one unvalidated synonym is in the genus *Hebeclinium* (Hemsley, 1881–1882; Hooker & Jackson, 1895).

The genus *Decachaeta* has most of its species in Mexico and Guatemala, with one rather isolated in Costa Rica and Panama. A treatment of the genus, including a key, has been provided by King and Robinson (1969d), excluding only *D. perornata*.

The following seven species are recognized in the genus:

- Decachaeta haenkeana* DC., Mexico.
- Decachaeta incompta* (DC.) R. King & H. Robinson, Mexico, Guatemala.
- Decachaeta ovandensis* (Grashoff & Beaman) R. King & H. Robinson, Mexico.
- Decachaeta ovatifolia* (DC.) R. King & H. Robinson, Mexico.
- Decachaeta perornata* (Klatt) R. King & H. Robinson, Mexico.
- Decachaeta scabrella* (B. Robinson) R. King & H. Robinson, Mexico.
- Decachaeta thieleana* (Klatt ex T. Durand & Pittier) R. King & H. Robinson, Costa Rica, Panama.

#### 164. *Erythradenia*

*Erythradenia* (B. Robinson) R. King & H. Robinson, Brittonia 21: 285. 1969.

*Piqueria* subgenus *Erythradenia* B. Robinson, Proc. Amer. Acad. Arts 42: 6. 1906. TYPE: *Piqueria pyramidalis* B. Robinson.

Erect or arching *subshrubs*, with sparse to moderate branching, with numerous reddish or yellowish glandular punctations, especially on undersurfaces of leaves and in inflorescences. *Stems* terete, striated, tomentellous. *Leaves* alternate, long-petiolate; blades broadly ovate, often aceriform with rounded to cordate base and lobed dentate margins, apex shortly and often broadly acuminate, trinervate from or near base. *Inflorescence* an elongate leafy thyrsoid panicle, with thyrsoid lateral branches; ultimate branchlets with heads sessile or subsessile in small clusters. *Involucre*s short, broadly campanulate; involucre bracts ca. 10, weakly subimbricate, in ca. 2 somewhat unequal series, persistent, oblong, weakly bicostate, pubescent and glanduliferous on part or all of outer surface; receptacle slightly convex, glabrous. *Florets* ca. 6 in a head; corollas white, narrowly funnelliform, with broadly cylindrical basal tube, outer surface glanduliferous, inner surface glabrous; cells of limb oblong with sinuous lateral walls; lobes triangular, about as long as wide, smooth on both surfaces, with numerous glands on outer surface; anther collar narrowly cylindrical, with numerous subquadrate cells in lower half, cell walls without ornate thickenings; anther appendage very short, much wider than long, reflexed; style base not enlarged, glabrous; style appendages narrowly linear, slightly broader distally, mamillate. *Achenes* prismatic, 5-ribbed, ca. 2 mm long, setuliferous mostly on ribs; car-



PLATE 164. *Erythradenia pyramidalis* (B. Robinson) R. King & H. Robinson.—A. Habit,  $\times \frac{1}{3}$ .—B. Head,  $\times 7\frac{1}{2}$ .—C. Corolla showing anthers,  $\times 13$ .—D. Style,  $\times 13$ .—E. Achene,  $\times 13$ .

popodium a narrow rim, with small subquadrate cells in ca. 5 tiers, with somewhat thickened walls, not procurrent on ribs, abruptly demarcated above by unsclerified cells; pappus obsolete, of short scabrid persistent bristles or setulae, scarcely distinguishable from setulae of achene ribs, apical cells acute. *Pollen grains* ca. 16–18  $\mu\text{m}$  in diameter. Plate 164.

*Erythradenia* was originally described by B. Robinson (1906) as a subgenus of *Piqueria* because of the obsolete seemingly absent pappus and the very small anther appendage. The latter combination of characters were the basis of the traditional broad concept of *Piqueria* that prevailed until the present series of studies. *Erythradenia* was distinguished within the genus by B. Robinson by the broad rather than constricted basal tube of the corolla, and by alternate glanduliferous leaves. It was the colored glands of the leaves and inflorescence after which the subgenus was named.

Even at the time of the study by B. Robinson (1906), *Erythradenia* might have been recognized at the generic level, if the artificial traditional genera had not been so thoroughly entrenched. The present series of studies have shown that the genus is remote from other elements that have been placed in *Piqueria*. The purely Andean *Piqueria* subgenus *Artemisioides* with its almost totally obsolete anther appendage, eximbricate involucre, and broadly tipped style appendages, has proven to belong to the genus *Ophryosporus* in the Critoniinae. The species placed by B. Robinson in the other subgenera of *Piqueria* also show subequal involucre bracts but have papillose inner surfaces of the corolla lobes, and prove to belong to the subtribe Ageratinae. Among these, true *Piqueria* is particularly distinct, having 3–5 flowers in the head with an equal number of involucre bracts, papillose or pubescent

lower parts of the anther filaments, opposite leaves, widely spaced micropunctations in the achene walls, and even the slight remnants of anther appendages incurved rather than reflexed.

As recognized by King and Robinson (1969e), *Erythradenia* is actually closely related to the genus *Decachaeta* and must be placed in the subtribe Hebeclininae. *Erythradenia* has the same habit with narrowly thyrsoid panicles, alternate leaves, the same type of short anther appendages, identical carpodia, similar corollas, inornate anther collars, and somewhat subimbricate involucre as in most species of *Decachaeta*. Actually, it is only the lack of a well-developed pappus and the lack of pubescence on the receptacle that dictate the need for a separate genus for *Erythradenia*. The subimbrication of the involucre in the genus seems somewhat weaker, and the inner bracts are more persistent, but this seems only part of generally reduced head size in *Erythradenia*. Contrary to the name given by B. Robinson (1906), the glands of the genus are sometimes yellowish rather than reddish.

The genus *Erythradenia* is known from comparatively few collections from the Sierra Madre del Sur in the states of Mexico, Guerrero, and Michoacán in Mexico.

The following single species is recognized in the genus:

*Erythradenia pyramidalis* (B. Robinson) R. King & H. Robinson, Mexico.

### 165. *Guayania*

*Guayania* R. King & H. Robinson, *Phytologia* 21: 302. 1971. TYPE: *Eupatorium roupalifolium* B. Robinson.

Erect perennial *herbs* or *shrubs*, with moderate branching, with nearly glabrous and often fleshy stems and leaves. *Stems* terete, striated. *Leaves* opposite, shortly or longly petiolate; blades elliptical to broadly ovate, base cuneate to slightly acuminate, margins serrate, venation pinnate with somewhat to strongly ascending secondary veins, glandular punctations apparently lacking. *Inflorescence* strongly cymose; ultimate branchlets with heads sessile or subsessile in clusters. *Involucre* campanulate; involucre bracts ca. 12–25, subimbricate, in ca. 3–4 unequal graduated series, rather persistent, lanceolate to oblong, mostly 4-costate on outer surface; receptacle convex to hemispherical, glabrous. *Florets* 5–25 in a head; corollas bluish-white, lavender, or white, narrowly funnelform, with cylindrical basal tube, outer surface glabrous below lobes, inner surface glabrous; cells elongate with sinuous lateral walls; lobes triangular, about as long as wide, smooth on both surfaces, outer surface densely pilosulous; anther collars slender, composed of numerous subquadrate cells in lower half, cell walls without ornate thickenings; anther appendage large, triangular, longer than wide; style base not enlarged, glabrous; style appendages filiform, essentially terete, densely short-papillose. *Achenes* prismatic, 5-ribbed, 1.5–2 mm long, glabrous or with few setulae mostly on ribs; carpodium distinct, strongly asymmetrical, with lower cells subquadrate, upper cells elongate, cell walls rather thin; pappus of ca. 30–40 slender scabrid persistent bristles in 1 series, narrowed distally, apical cells acute. *Pollen grains* ca. 18–20  $\mu\text{m}$  in diameter. Plate 165.



PLATE 165. *Guayania roupalifolia* (B. Robinson) R. King & H. Robinson.—A. Habit,  $\times \frac{1}{2}$ .—B. Head,  $\times 8$ .—C. Corolla showing anthers,  $\times 12$ .—D. Style,  $\times 12$ .—E. Achene,  $\times 12$ .

The genus *Guayania* does not have some of the features that are considered highly characteristic of the Hebecliniinae. It lacks hairs on the receptacle, and it often has less elongate anther collars with some beaded thickenings in the cell walls. Since the genus is South American, it is probable that a chromosome number would not be particularly helpful in assigning the genus, even if one were available. Nevertheless, the receptacle of *Guayania* is rather prominent, sometimes almost conical, and the anther collars are sometimes elongate and always have numerous quadrate cells unobscured by thickenings. Furthermore, *Guayania* has a subimbricate involucre, a carpodium procurrent on the ribs of the achene, and usually dense puberulence on the outer surface of the corolla lobes, all characters found in members of the Hebecliniinae. The filiform essentially terete appendages of the styles actually place the genus close to *Hebeclinium* itself.

Within the Hebecliniinae, *Guayania* is immediately distinguishable by the strongly asymmetrical carpodium, having the outer side in the form of a sclerified shield and the opening born on the inner side. The genus is also somewhat distinct in the pinnate though sometimes strongly ascending venation of the leaf blade, and the lack of glandular punctations. The genus has a tendency for fleshiness not seen in other members of the subtribe, and seems to be rather specialized in this way for the area of the Guayana Highlands in northern South America where all the species occur.

In spite of the unquestionable unity of the genus, *Guayania*, between species, shows a high degree of structural variation. The comparatively widely distributed *G. cer-*

*asifolia*, from lower elevations, is the most conventionally Eupatorian in aspect. The more succulent type species from tepuis of the eastern and central Guayana Highlands, has elliptical to obovate leaves with unusual strongly ascending secondary veins. *Guayania crassicaulis*, from near the base of Cerro Duida, has the leaves tending to be congested near the abruptly terminating fattened erect stems from which the slender inflorescences arise, while *G. bulbosa*, from Cerro Parú, is subsulate from a bulbous base. The latter species seems to be the only member of the genus without numerous hairs on the outer surfaces of the corolla lobes. Two of the species, *G. penninervata* and *G. yaviana*, from tepuis in northern Amazonas in Venezuela, have been described with paniculate or corymbose inflorescences, but the over-all form of the inflorescences is presumed to be cymose.

The generic name refers to the Guayana Highland area of northern South America to which the genus is restricted.

The following six species are recognized in the genus:

- Guayania bulbosa* (Aristeg.) R. King & H. Robinson, Venezuela.
- Guayania cerasifolia* (Schultz-Bip. ex Baker) R. King & H. Robinson, Brazil, Colombia, Venezuela.
- Guayania crassicaulis* (Steयरम.) R. King & H. Robinson, Venezuela.
- Guayania penninervata* (Wurd.) R. King & H. Robinson, Venezuela.
- Guayania roupalifolia* (B. Robinson) R. King & H. Robinson, Venezuela, Guayana.
- Guayania yaviana* (Lasser & Maguire) R. King & H. Robinson, Venezuela.

## 166. *Matudina*

*Matudina* R. King & H. Robinson, Phytologia 26: 171. 1973. TYPE: *Eupatorium corvi* McVaugh.

Coarse sprawling to erect calciphilous *subshrubs* or *shrubs*, sparingly branched, with dense cover of minutely tipped stipitate glands on stems and inflorescence; roots fleshy, clustered. *Stems* terete, striated, not fistulose. *Leaves* opposite, long-petiolate; blades herbaceous, with prominulous veinlets, broadly ovate, aceriform with cordate base, margins dentate-lobate, palmately veined from base, with glandular punctations on lower surface. *Inflorescence* subcymose, short central head distinctly maturing first; pedicels moderately long; heads broadly campanulate. Subinvolucral and *involucral bracts* ca. 75–125, subimbricate in 5–6 series, subequal, narrowly lanceolate with progressively shorter part being strongly reflexed and herbaceous; receptacle broadly convex, paleaceous; paleae narrowly linear, sharply acute. *Florets* ca. 200 in a head; corollas white, very narrowly funnelform, nearly cylindrical, with throat slightly constricted above, glabrous on both surfaces except for few glands on outer surface of lobes; cells of limb oblong with not or slightly sinuous lateral walls; lobes small compared to length of corolla, triangular, about as long as wide, smooth on inner and most of outer surface; anther collar slender, with subquadrate cells in basal fourth, oblong cells above, without ornate thickenings on walls; anther appendage large, oblong, slightly longer than wide, not retuse or grooved; style base not enlarged, glabrous; style appendages narrowly linear, slightly broadened distally, submamillate, apex obtuse. *Achenes* narrowly fusiform, 5-ribbed, ca. 4 mm long, with short setulae mostly in ribs; carpodium symmetrical, shortly stopper-shaped with prominent upper rim, with moderate-sized subquadrate cells in 7–10 tiers, cell walls moderately thickened; pappus of ca. 15–22 slender scabrid non-contiguous or



PLATE 166. *Matudina corvi* (McVaugh) R. King & H. Robinson.—A. Habit,  $\times \frac{1}{2}$ .—B. Head,  $\times 3$ .—C. Corolla showing anthers,  $\times 10$ .—D. Style,  $\times 10$ .—E. Achene,  $\times 10$ .

scarcely contiguous rather easily deciduous bristles in 1 series, broadened and more scabrid distally, apical cells acute. *Pollen grains* ca. 20  $\mu\text{m}$  in diameter. Chromosome number  $x = 16$ . Plate 166.

The genus *Matudina* is individually distinctive in the form of its heads with the great number of narrow sub-involucral and involucral bracts. The bracts are subequal in length but appear graduated because of the progressively decreasing proportion that is herbaceous and strongly reflexed. The bracts are subimbricate in approximately five to six series.

The heads of *Matudina* also contain numerous narrow paleae that are as long as the florets and have tips projecting above the unopened corollas. It is because of the paleae that the species was originally placed among members of the Eupatorieae that were at times placed in an artificial genus *Eupatoriastrum*. It was on the occasion of the description of the species that McVaugh (1972) noted the artificiality of the concept, and reduced *Eupatoriastrum* to synonymy under *Eupatorium*. The latter genus has subsequently been recognized as a natural group consisting of three species (King & Robinson, 1971*h*), without close relationship to other elements once placed in the genus. *Matudina* differs from true *Eupatoriastrum* by its solid rather than fistulose stems, the distinctly cymose order of maturation of the heads, and the anther appendage that is longer than wide rather than short, in addition to the involucral bracts. *Eupatoriastrum* is unquestionably in the relationship of *Koanophyllon* in the subtribe Critoniinae, which *Matudina* is not.

*Matudina* actually shows characteristics that are held in common by members of both the Critoniinae and the Hebecliniinae, subimbricate involucre, smooth surfaces of the corolla lobes, and the lack of strong ornamentation on the cell walls of the anther collars. The receptacles without hairs and with paleae are not like other members

of the Hebecliniinae, and the achenes are longer than any in that subtribe except those of *Amolinia*. The achenes have carpopodia that are not procurrent on the achene ribs, and have non-contiguous distally broadened bristles of the pappus that are reminiscent of *Peteravenia* placed here in the Critoniinae, but both features also occur in *Decachaeta* of the Hebecliniinae. Ultimately, the position given to *Matudina* in the present treatment, is based partly on the chromosome number of  $n = 16$  (R. King et al., 1976), a number unknown in the Critoniinae, but found in *Bartlettina* and *Decachaeta* in the Hebecliniinae.

Plants of *Matudina* have rather distinctive fleshy roots apparently born directly on the surface of limestone ledges. Observations of plants communicated in a letter from Dennis Breedlove indicate that *Matudina* is a calciphile, always occurring on lime cliff faces, getting a foothold in crevices or eroded pockets. The plant is a sprawling to erect shrub on such cliffs. All known plants are from the state of Chiapas in eastern Mexico, mostly near Chiapa de Corzo, but with one collection from an area 60–70 km to the north.

The generic name honors the Japanese born Mexican botanist Eizi Matuda (1894–1978), for many years with the Instituto de Biología, Universidad Nacional Autónoma de México. The species name given by McVaugh (1972) honors Peter H. Raven, of the Missouri Botanical Garden.

The following single species is recognized in the genus:

*Matudina corvi* (McVaugh) R. King & H. Robinson, Mexico (Chiapas).

#### SUBTRIBE XIV. NEOMIRANDEINAE

Neomirandea R. King & H. Robinson, *Phytologia* 46: 448. 1980. TYPE: *Neomirandea* R. King & H. Robinson.

Large *herbs* or *shrubs* to small *trees*, epiphytic or humicolous, moderately branched, never rosulate. *Leaves* opposite or whorled, petioles short or long; blades deltoid or aceriform to elliptical or oblong, with rounded to cordate bases, often subcarnose. *Inflorescence* a broadly cymose or corymbose panicle, with heads clustered, pedicels short to moderately long; *involucral bracts* strongly subimbricate, graduated in length, ecostate, inner bracts somewhat deciduous, outer persistent; receptacle plane or slightly convex, without paleae, with or without hairs. *Flowers* 2–28 in a head; corollas white to reddish purple, narrowly funnelform, with or without hairs inside throat; cells of limb often subquadrate with non-sinuous walls; lobes triangular to narrowly oblong, smooth on both surfaces, without stomata on outer surface; anther collar elongate, 5–10 times as long as wide, of even width, with numerous subquadrate cells in lower half, without obvious ornate thickenings on walls; anther appendages longer than wide; style base with or without enlargement, glabrous; style branches narrowly linear, not strongly clavate at tip. *Achenes* prismatic, 5-ribbed, micropunctations of walls not strongly aligned in transverse bands; carpopodia short, without or with slight projecting upper rim, with small to moderate-sized subquadrate cells, cell walls thin to moderately thickened; pappus of numerous persistent capillary bristles, apical cells obtuse to acute. Basic *chromosome number*  $x = 17, 20, 25$ .



The subtribe Neomirandinae has a general aspect and preference for moist habitats that is reminiscent of the subtribe Critoniinae, and the two subtribes share a number of the same general features such as the subimbricate involucre with often deciduous inner bracts, smooth corolla lobes, comparatively unornamented cell walls of the anther collars, and glabrous often unenlarged style bases. There is no reason to doubt that the two subtribes sharing these characters are related. The genus *Neomirandea* has not been placed in the Critoniinae, however, because of the consistent presence in the genus of higher chromosome numbers, and because of the presence in one subgenus of an enlargement at the base of the style. The genus, placed here in the Neomirandinae, also tends to differ in its greater specialization toward the most moist habitats in the rain forests of Central America. The members of the subtribe are apparently completely restricted to organic substrates, and many are extreme epiphytes. Ultimately, it can be noted that the anther collars of the Neomirandinae are generally more elongate than those of the Critoniinae, and that the involucral bracts are ecostate and more laxly imbricated than those of similarly shaped involucre in the Critoniinae. Although the subtribes seem closely related, the relationship is not considered immediate, and there are no genera in the Critoniinae that seem particularly close to *Neomirandea*.

The restriction of the Neomirandinae to organic substrates, and the high degree of epiphytism, is the most complete in the tribe Eupatorieae. There are other epi-

phytes in the tribe, however, perhaps more than in any other tribe of the Asteraceae. One such epiphyte, *Tuberosyles*, is a member of the Critoniinae, but it is a specialized epappose genus of the brackish mangrove forests along the Pacific Coasts from Panama to Ecuador, and is not related. Another possible epiphyte, the once collected *Standleyanthus* of Costa Rica, as indicated under that genus, is unquestionably a member of the Oxylobinae, differing by its trifoliate leaves and eximbricate involucre.

A more likely candidate for relationship to the Neomirandinae on the basis of epiphytism is *Mikania* of the Mikaniinae. The latter large genus consists mostly of scandent species which are often common in trees in the Neotropical Region. Still, many species of *Mikania* are terrestrial, and even the scandent forms may germinate or continue to grow on the ground in comparatively inorganic substrates. *Mikania* also differs greatly in structure, with heads having four subequal involucral bracts and four flowers. Other details of the flowers, including various papillose lobe types and strongly emergent anthers, indicate a group remote from the Neomirandinae.

There seem to be no reports of the chemical constituents of the subtribe Neomirandinae. If the group holds to the pattern seen in some other Asteraceae in the more moist habitats, the secondary metabolites are probably not particularly numerous or concentrated.

The subtribe Neomirandinae contains the single genus *Neomirandea*, and has other characteristics as in that genus.

### 167. *Neomirandea*

*Neomirandea* R. King & H. Robinson, *Phytologia* 19: 306. 1970. TYPE: *Eupatorium araliaefolium* Less.

Large erect *herbs*, erect or spreading *shrubs*, or becoming small *trees*, epiphytic or growing in deep humus, sometimes becoming secondarily terrestrial, with few to many branches. *Stems* terete or subterete, faintly to strongly striated, glabrous to densely hirsute, fistulose or solid. *Leaves* usually opposite, ternate in *N. costaricensis*, petioles short to long, longer petioles sometimes with wings or teeth; blades elliptical or oblong to broadly deltoid or aceriform, base cuneate to cordate, margins entire to coarsely lobed and dentate, venation trinervate from base to pinnate, with or without glandular punctations below. *Inflorescence* broadly corymbose-paniculate; heads densely to laxly clustered on short to moderately long narrow pedicels. *Involucre* cylindrical to slightly spreading; involucral bracts ca. 9–28, moderately to strongly subimbricate, in 3–4 unequal graduated series, tips laxly appressed, obtuse to short-acute, inner bracts irregularly dentate in some *N. araliaefolia*, outer surface not obviously costate, inner bracts often deciduous; receptacle flat to slightly convex, glabrous or pilosulous. *Florets* 2–28 in a head; corollas white, lavender, pink, or reddish-purple, narrowly funnelform or with broadly funnelform throat, shortly to longly cylindrical in basal tube, outer surface with hairs or glands, many hairs inside in subgenus *Neomirandea*; cells of limb usually laxly subquadrate with non-sinuous walls, rarely oblong with slightly sinuous walls; lobes usually short and triangular, about as long as wide, elongate and oblong to 3 times as long as wide in 4 species; anther collar elongate, with many subquadrate or short-oblong cells in lower part, cell walls without ornate thickenings; anther appendage large, ovate or oblong, slightly longer than wide; style base glabrous, enlarged in subgenus *Neomirandea*, not enlarged in subgenus *Critoniopsis*; style branches linear, scarcely broadened in distal part, smooth or nearly smooth. *Achenes* prismatic, 5-ribbed, glabrous or with few to many setulae; carpopodium



PLATE 167. *Neomirandea araliaefolia* (Less.) R. King & H. Robinson.—A. Habit,  $\times \frac{1}{2}$ .—B. Head,  $\times 7$ .—C. Corolla showing anthers and internal hairs,  $\times 8$ .—D. Style,  $\times 8$ .—E. Achene,  $\times 8$ .

annuliform to short-cylindrical, with projecting upper rim in older dried material, with small to medium-sized subquadrate cells in 5–10 tiers, cell walls slightly thickened; pappus of ca. 30–57 scarcely scabrid persistent slender mostly congested bristles mostly in 1 series, often slightly broadened distally, apical cells shortly to sharply acute. *Pollen grains* ca. 20  $\mu\text{m}$  in diameter. Plate 167.

The genus *Neomirandea* has a number of features in common with the subtribe *Critoniinae*, but is sufficiently distinct to be treated here in a separate monogeneric subtribe, *Neomirandaeinae*. The distinctions are summarized in the preceding subtribal discussion.

Among the distinctions of *Neomirandea*, the most noticeable is the extreme specialization for epiphytism and organic substrates. The genus seems to be one of the most successful members of the family in invading the rain forest habitat. One of the species, *N. allenii*, has been noted as an epiphyte in the tops of the tallest trees in an area of central Panama (King & Robinson, 1972v), and *N. araliaefolia* has been recorded by collectors such as Skutch (King & Robinson, 1970g) and Breedlove (pers. comm.) as having the habit of a strangler fig. Breedlove indicates that younger plants appear to be sprawling epiphytic shrubs often with pendent branches, and older individuals become tree-like as roots reach the ground and often replace the host trunk.

A number of the species of *Neomirandea* are not epiphytes, and one, *N. angularis*, seems to be common along roadsides in Costa Rica at certain times of year. Study of plants in the field, however, shows that such plants grow in deep humus or other organic substrates. Some of the species have extensive prop-root systems, and *N. burgeri* has a distinctive running rhizome, also with prop-roots. The substrate and basal structure of the latter terrestrial species leads to the belief that they are derived from epiphytic ancestors.

The diversity of *Neomirandea* is evident at both the superficial level noted above and at the anatomical and cytological level, and two subgenera are recognized, dating from the original description of the genus (King & Robinson, 1970g). The subgenus *Neomirandea* has enlarged style bases, usually has hairs inside the corolla, and has more tiers of smaller subquadrate cells in the carpopodium. Counts of both epiphytic and terrestrial members indicate chromosome numbers of  $n = 20\text{--}25$  in the subgenus (R. King et al., 1976). The subgenus *Critoniopsis* has no enlargement at the base of the style, never has hairs inside the corolla, and has fewer tiers of somewhat larger cells in the carpopodium. Counts of three species indicate a rather consistent chromosome number of  $n = 17$  (R. King et al., 1976). The subgenera, as defined, are regarded as totally natural, but they do not correlate with the most obvious superficial characters of the genus. The type species and its closest relatives are epiphytes with entire-margined leaves as in members of the subgenus *Critoniopsis*, but have the same subgeneric characters as the strikingly distinctive terrestrial species with sharply toothed leaf mar-

gins. The lack of correlation discourages the thought that separate genera are involved.

A number of features of *Neomirandea* are of interest at the species level. The different basal structures of the stems in some of the terrestrial species seem stable within species, but unfortunately, the structures are rarely noted by collectors. The toothed wings on the petioles of some of the same species, however, seem equally valuable as species characters. The presence of hairs inside the corolla is a significant character both for the distinction of the subgenus *Neomirandea*, and for distinction within that subgenus of the three terrestrial species, *N. burgeri*, *N. grosvenorii*, and *N. panamensis*, which lack the hairs. The remaining terrestrial and epiphytic members of the subgenus have the hairs. Presence of the hairs usually is correlated in the genus with pubescence on the receptacle which is often more visible. The number of flowers in the heads also seems rather stable at the species level. The reduction series in the typical group is of particular interest, including *N. turrialbae* with mostly three flowers and *N. biflora* with two flowers in a head. Some species among both the epiphytic and terrestrial members of the subgenus *Neomirandea* have characteristically elongate or deeply cut lobes on the corollas.

The near restriction of *Neomirandea* to the more moist habitats of the Neotropical Region has had an effect upon the discovery of the species. Such habitats tend to be less habitable and have been comparatively poorly collected in the past. A few of the species are widely distributed such as the type, *N. araliaefolia* ranging from Jalisco in Mexico south to Panama, and *N. homogama* ranging from Panama as far south as the Amazonian side of the Ecuadorian Andes. The widely ranging species are all members of the subgenus *Neomirandea*. Most members of the genus, in both subgenera, have more restricted distributions concentrated in Costa Rica and western Panama, and many remained uncollected until recently. The problem of collecting is heightened by the seasonality of almost all the species. Even the largest terrestrial species seem to die back extensively, and different series of species are found at different times of year in Costa Rica. Only *N. araliaefolia* and *N. eximia* of the Costa Rican species have been collected in flower throughout the year.

The species of *Neomirandea* that were named prior to the present series of studies were mostly placed in the broad concept of *Eupatorium*. The one exception, *N. homogama*, was originally described in the genus *Liabum*, a member of another tribe. Still, the various factors that limited collecting of the genus in the past have resulted in an unusually large percentage of the species remaining

undescribed until the start of the present series of studies. A key to the species then known was provided by King and Robinson (1970g) at the time the genus was described, but numerous species have been named since (King & Robinson, 1972kk, 1972vv, 1973e, 1975c, 1975d), with discussions of distinctions. A more recent key has been provided by King and Robinson (1975y) for the species in Panama, but one additional species has been described by Dillon and D'Arcy (1978).

The generic name honors the well-known Mexican botanist Faustino Miranda (1904–1964). The Spanish-born botanist is noted among other things, as author of a flora of Chiapas, and as developer of botanical gardens in Chiapas and Mexico City.

The following 27 species are recognized in the genus:

- Neomirandea allenii* R. King & H. Robinson, Panama, Colombia.  
*Neomirandea angularis* (B. Robinson) R. King & H. Robinson, Costa Rica.  
*Neomirandea araliaefolia* (Less.) R. King & H. Robinson, Mexico, Central America to Panama.  
*Neomirandea arthodes* (B. Robinson) R. King & H. Robinson, Costa Rica, Panama.  
*Neomirandea biflora* R. King & H. Robinson, Costa Rica.  
*Neomirandea burgeri* R. King & H. Robinson, Costa Rica.  
*Neomirandea carnosa* (Kuntze) R. King & H. Robinson, Costa Rica.

- Neomirandea chiriquensis* R. King & H. Robinson, Panama.  
*Neomirandea costaricensis* R. King & H. Robinson, Costa Rica.  
*Neomirandea croatii* R. King & H. Robinson, Panama.  
*Neomirandea eximia* (B. Robinson) R. King & H. Robinson, Costa Rica, Panama.  
*Neomirandea folsomiana* Dillon & D'Arcy, Panama.  
*Neomirandea gracilis* R. King & H. Robinson, Panama.  
*Neomirandea grosvenorii* R. King & H. Robinson, Costa Rica.  
*Neomirandea guevarii* R. King & H. Robinson, Costa Rica.  
*Neomirandea homogama* (Hieron.) H. Robinson & Brettell, Panama, Colombia, Ecuador.  
*Neomirandea ovandensis* R. King & H. Robinson, Mexico, Guatemala.  
*Neomirandea panamensis* R. King & H. Robinson, Panama.  
*Neomirandea parasitica* (Klatt) R. King & H. Robinson, Costa Rica.  
*Neomirandea pithecolobium* (B. Robinson) R. King & H. Robinson, Costa Rica.  
*Neomirandea pseudopsoralea* R. King & H. Robinson, Panama.  
*Neomirandea psoralea* (B. Robinson) R. King & H. Robinson, Costa Rica.  
*Neomirandea sciaphila* (B. Robinson) R. King & H. Robinson, Colombia.  
*Neomirandea standleyi* (B. Robinson) R. King & H. Robinson, Costa Rica, Panama.  
*Neomirandea tenuipes* R. King & H. Robinson, Panama.  
*Neomirandea ternata* R. King & H. Robinson, Panama.  
*Neomirandea turrialbae* R. King & H. Robinson, Costa Rica.

#### SUBTRIBE XV. MIKANIINAE

Mikaniinae R. King & H. Robinson, *Phytologia* 46: 448. 1980. TYPE: *Mikania* Willd.

Usually woody *vines*, sometimes erect perennial *herbs* or *shrubs*, moderately branched, never rosulate. *Leaves* opposite or whorled, sessile to long-petiolate; blades linear to broadly ovate, with narrow to cordate bases, membranaceous to coriaceous. *Inflorescence* terminal on stems or lateral branches, cymose to corymbose or thyrsoid, with heads clustered, sessile to narrowly pedicellate; *involucral bracts* eximbricate, 4, subequal, persistent; receptacle plane, epaleaceous. *Flowers* 4 in a head; corollas white or pink, funnelliform or with variously campanulate limb, with or without distinct basal tube, glabrous to pilosulous or glanduliferous on outer surface, with or without papillae on inside of throat or lobes; cells of limb laxly subquadrate to elongate, with or without sinuous walls; lobes broadly triangular to narrowly oblong, without stomata on outer surface; anther collar broad, with numerous subquadrate cells, walls inornate; thecae distinctly emergent from open corolla; anther appendages as long as or longer than wide; style base thick, without distinct basal node, glabrous or sometimes papillose; style branches narrowly linear, not broadened at tip, scarcely to strongly papillose. *Achenes* prismatic, 4–10-ribbed, micropunctations of achene walls not strongly aligned in transverse bands; carpodia short-cylindrical with mostly subquadrate cells, cell walls moderately thickened; pappus of numerous persistent capillary bristles, apical cells obtuse to acute. Basic *chromosome numbers*  $x = ca. 16-20$ .

The subtribe Mikaniinae is placed in the sequence in the present study on the basis of its high chromosome number and the lack of strong annular thickenings on the cell walls of its anther collars. The scandent habit and the strong representation of members in rain forest habitats is also similar to the preceding Neomirandaeinae. Nevertheless, the Mikaniinae do not appear to be closely related

to either the preceding Neomirandaeinae or the following Oxylobinae. The Mikaniinae are actually remarkably distinct, having no clear close relatives outside of the subtribe.

The subtribe Mikaniinae is immediately distinguishable from others by the structure of the head, having four subequal eximbricate involucral bracts with four enclosed

flowers. Only a few other members of the Eupatorieae sometimes show heads with parts in fours, and these are not related. *Piqueria* of the Ageratinae has bracts and flowers in equal numbers from three to five, occasionally including four, but the genus has flowers without anther appendages, with papillose or pubescent anther filaments, with dense annulation on the cell walls of the anther collars, and with sparse internal micropunctations in the achene wall. *Ophryosporus* of the Critoniinae also has some species with heads like those of *Mikania*, and specimens are sometimes labelled as *Mikania*. Still, *Ophryosporus* is easily distinguished by its exappendiculate anthers and the distinct clavate tips on its style branches. Although specimens of other members of the tribe, such as *Hughesia* of the Critoniinae, are sometimes labelled as *Mikania* because of their scandent habit, none possess the head structure of *Mikania*.

The anthers of the Mikaniinae are somewhat distinctive both in their exertion and the structure of their collars. Most mature flowers of *Mikania* have the anthers emergent, and some with deeply cut lobes have the anthers completely exerted. Other members of the tribe, except those with deeply cut lobes, have the anthers included. The collars are usually short and distinctly broadened toward the base in *Mikania*, a form more reminiscent of

the Heliantheae than other members of the Eupatorieae. Longer anther collars do occur in some species of *Mikania*.

The style base of the Mikaniinae is unusually broad, broadening above the narrow base and remaining thick for the entire length of the shaft. The shape and capacity for papillosity shown by the style bases in the subtribe, exceeds anything seen in the Neomirandeeinae or Oxylobinae. The distinctive style base is often accompanied by a large elongate nectary unlike those in other subtribes of the Eupatorieae.

The high chromosome numbers in the Mikaniinae are also rather distinctive. The actual number has not been fixed with certainty. This contrasts with the ease with which most Eupatorieae can be counted. The difficulty in *Mikania* is partly from irregularity of the chromosome numbers, but is apparently mostly from the lack of clear differential staining between the chromosomes and cytoplasm of the meiotic cells. The staining problem is itself a character that seems to help distinguish the subtribe from others in the Eupatorieae.

The subtribe Mikaniinae is a large and diverse group with a pantropical distribution. The structural, geographical, and chemical diversity of the subtribe are discussed under the single included genus, *Mikania*.

### 168. *Mikania*

*Mikania* Willd., Sp. Pl., ed. 4, 3(3): 1742. 1803. TYPE: *Eupatorium scandens* L., typ. cons. [= *Mikania scandens* (L.) Willd.].

*Carelia* A. L. Juss. ex Cav., Anales Ci. Nat. 6: 317. 1802 (1803). TYPE: *Carelia satureiaefolia* Cav. [= *Mikania parviflora* (Aublet) Karsten], non *Carelia* Ponted. ex Fabr. 1759.

*Corynanthelium* Kunze, Linnaea 20: 19. 1847. TYPE: *Corynanthelium moronoa* Kunze (= *Mikania glomerata* Sprengel).

*Morrenia* Kunze, Linnaea 20: 19. 1847, nom. nud. in syn. TYPE: *Morrenia odorata* Kunze, nom. nud. (= *Mikania glomerata* Sprengel).

*Moronoa* Kunze, error for *Morrenia*.

*Kanimia* Gardner, London J. Bot. 6: 446. 1847. TYPE: *Mikania strobilifera* Gardner (= *Mikania oblongifolia* DC.).

*Willoughbya* Necker ex Kuntze, Revis. Gen. Pl. 1: 371. 1891. TYPE: *Eupatorium scandens* L. [= *Mikania scandens* (L.) Willd.].

Mostly vines, or reclining weak shrubs, sometimes erect perennial herbs or shrubs, with few to many branches. Stems terete to hexagonal, striated to rarely winged, glabrous or variously pubescent. Leaves opposite or in verticels of 3–4, sessile to long-petiolate; blades narrowly linear to broadly ovate, sometimes dissected into broad or narrow segments, base narrowly cuneate to cordate or hastate, margins entire to toothed or lobed, apex rounded to short-acuminate, venation trinervate to pinnate, lower surface with or without glandular punctations. Inflorescence paniculate with diffuse, thyrsoid, racemose, spicate, corymbose, or subcymose branches; heads sessile or with short pedicels, head usually immediately subtended by sub-involucral bract, head raised above bract on short pedicel in *M. houstoniana*. Involucral bracts 4, eximbricate, subequal in 1 series, persistent, often with swollen bases; receptacle flat, glabrous. Florets 4 in a head; corollas usually white, sometimes pink, funnelform or with distinct basal tube and variously campanulate limb, glabrous to pilosulous or glanduliferous on outer surface, inner surface of throat smooth or rarely short-



PLATE 168. *Mikania scandens* (L.) Willd.—A. Habit,  $\times \frac{1}{2}$ .—B. Cluster of heads,  $\times 7$ .—C. Corolla outer surface,  $\times 15$ .—D. Corolla inner surface with anthers,  $\times 15$ .—E. Anthers,  $\times 35$ .—F. Style,  $\times 15$ .—G. Achene,  $\times 15$ .

papillose; cells of limb broadly to narrowly oblong, with or without sinuous lateral walls; lobes mostly triangular and as broad as long, sometimes narrowly oblong to 3 times as long as wide, with or without papillae on inner surface, often with fringe of hair-like cells along inside of margin; anther collar usually short, rarely longer, 1–4 times as long as wide, usually tapering from a broader base, composed of subquadrate to short-oblong cells, cell walls firm, with little or no ornate thickening; anther appendage large, ovate to oblong, 1–2 times as long as wide; nectary often large and elongate; style base often stout, not or gradually narrowed upwardly on shaft, usually smooth, papillose in *M. guaco* group; style branches narrowly linear, without enlarged tip, densely papillose, hirtellous with extremely long papillae in *M. guaco* group. *Achenes* prismatic, 4–10-ribbed, glabrous or with glands or setulae; carpopodium short-cylindrical, with mostly subquadrate cells, cell walls moderately thickened; pappus of ca. 35–60 scabrid persistent contiguous or congested bristles in 1–2 series, often somewhat broadened distally, apical cells usually obtuse. *Pollen grains* ca. 16–22  $\mu\text{m}$  in diameter. Chromosome numbers  $n = \text{ca. } 16\text{--}20$ ,  $2n = 34\text{--}38$ . Plate 168.

*Mikania* is the largest genus of the tribe Eupatorieae, with approximately 400 known species. The genus has the general anther and pappus characters of the traditional broad concept of *Eupatorium*, but has been maintained as a distinct genus by most authors since the time of Willdenow (1803) on the basis of the distinctive heads containing four flowers enclosed in four involucre bracts. The mostly scandent habit of the genus has also probably been a factor in the general acceptance. The only recent suggestion that *Mikania* be reduced to the synonymy of *Eupatorium* was by Correll and Johnston (1970), and the last attempt to reduce the genus was by Gomez de la Maza (1889).

The genus *Mikania* is interpreted here to include all members of the subtribe Mikaniinae, all showing the characteristic head structure and the general trends in anther structure. The genus is in many ways one of the most perfect in the family, even superior to *Baccharis* of the Astereae in the large and diverse natural group that is sharply isolated from all other genera. The genus *Mikania* contrasts greatly in its present form from the many comparatively small genera recognized in the subtribe Critoniinae. There is no doubt that the latter genera represent minor groups equivalent to only species groups in *Mikania*. The characters that would allow a broader natural concept within the Critoniinae are lacking however, and the generic treatment of each subtribe must be considered correct on the basis of the available characters.

Although the limits of the genus *Mikania* and the subtribe are not in doubt, the recognition of the genus is sometimes complicated by two factors. The heads in many of the species are densely clustered, and superficially look like larger heads with more flowers. Also, the involucre is often subtended closely by an additional subinvolucre bract that obscures the characteristic involucre organization.

The structure of the head with four flowers and four involucre bracts can be viewed as an extension of the opposite-leaved condition that is common in the vegetative parts of members of the Eupatorieae. Such an effect would help explain the great stability of the head structure in the genus. The suggestion suffers from the fact that the

inflorescence in which the heads are borne is not restricted to such an opposite organization, but shows extreme variation in its form. It is as though the unusually stable organization of the heads had a destabilizing effect on the development of the inflorescence. Even considering the size of the genus, the variation in the branching of the inflorescence is exceptional.

There seems to be a destabilizing influence on the structure of the flower as well. The corolla form is highly erratic, being distinctive within some species groups but variable in others. A particularly extreme example of instability is the variation in the length of the basal tube and the depth to which the lobes are cut within the single species *M. pilostachya*. This is in total contrast to the stability of corolla form seen in other genera of the Eupatorieae including large genera such as *Fleischmannia*. There is also remarkable variation in papillosity on the inner surface of the corolla, base of the style, and appendages of the style in *Mikania*, more than in any other genus of the tribe.

Given the size and diversity of *Mikania*, attempts at generic segregation are to be expected, and a number of generic synonyms exist. Nevertheless, only one of the names, *Kanimia*, represents a serious attempt to recognize a separate genus, distinguished by an erect habit and ten-ribbed achenes. The type species, *Kanimia strobilifera*, might seem thoroughly distinctive to students knowing only the common scandent forms of *Mikania* having five-ribbed achenes. However, other species of *Mikania* in the drier open areas of Brazil, such as *M. officinalis* and *M. reticulata*, are erect without the extra achene ribs, and a number of Andean species are scandent with ten-ribbed achenes. There is no close relationship among the species having these characters. Ultimately, even such species as *M. oblongifolia* (including *K. strobilifera*), *M. niida*, and *M. pohlii*, all of which have erect habits and ten-ribbed achenes, are not closely related. For this reason, the genus *Kanimia* has recently been formally reduced to synonymy under *Mikania* (King & Robinson, 1980*m*).

Other attempts to subdivide *Mikania* have been at sectional and subsectional level, and date from the work of DeCandolle (1836). The sections of DeCandolle, based

partly on habit, partly on branching of the inflorescence, and partly on leaf-shape, were *Erectae*, *Spiciformes*, *Stipulatae*, *Ecordatae*, *Cordiformes*, *Angulatae*, and *Partitae*. These were reorganized by J. Baker (1876) into three sections and four series: I. *Corymbosae erectae*, II. *Corymbosae volubiles*, with series, a. *Ecordatae*, b. *Angulatae*, c. *Cordiformes*, d. *Partitae*, and III. *Spicato-Racemosae*. B. Robinson (1922*b*) reorganized the genus further into five sections based entirely upon form of the inflorescence: I. *Spiciformes* DeCandolle, II. *Racemosae* B. Robinson, III. *Thyrsigerae* B. Robinson, IV. *Corymbosae* B. Robinson, and V. *Globosae* B. Robinson. The most recent rearrangement was by Barroso (1958) who recombined the closely related groups with spicate and racemose branches of the inflorescence and who resurrected the section based on dissected leaf blades as follows: I. *Spicato-Racemosae* Baker, II. *Thyrsigerae* B. Robinson, III. *Corymbosae* B. Robinson, IV. *Globosae* B. Robinson, and V. *Partitae* DeCandolle. The various sections are convenient for superficial subdivision of the genus, and the characters on which they are based remain useful for keys, but only the small section *Partitae* has any claim to being phyletic. The section *Globosae* is particularly aphyletic, since such species are intimately related to various thyrsoid members of the genus and are sometimes variable in the density of their inflorescences. Although the spicate-racemose species are usually more distinct from other types in the genus, the various species involved, such as *M. houstoniana*, *M. decora*, and *M. psilostachya*, are not closely related. Similarly, the corymbose types such as *M. scandens* and *M. guaco* are not closely related to each other. The last two inflorescence types have undoubtedly evolved more than once within the genus.

Any attempt at a phyletic subdivision of *Mikania* will require the recognition of far more numerous subgroups, often with comparatively few species. Some of the potential phyletic units that have been noticed include the following. The typical group with *M. scandens*, having cordate leaf blades, corymbose clustering of heads, and short lobes, with the probably related *M. cordifolia* group having longer corolla lobes; the *M. guaco* group with non-cordate leaf blades, corymbose clustering of heads, and hirsutely papillose style appendages; the *M. houstoniana* group with spicate-racemose branches of the inflorescences and the inner surface of the corolla throat expanded and rugose; the *M. psilostachya* group with spicate-racemose branches of the inflorescence and numerous very large glands on the undersurfaces of the leaves; the *M. banisteriae* group with thyrsoid inflorescences, solid stems, leaf surfaces with dense pilosity but no glands, and broadly campanulate corolla limbs; the *M. glomerata*-*M. hookeriana* group with thyrsoid inflorescences, hollow stems, and sparsely pubescent to subglabrous leaves; the *M. obovata* group with hair-like papillae along the inside margin of the corolla lobes; the *M. lindleyana* group with a double vein along the margin of the corolla lobes; the *M. reticulata* group with erect habits and sometimes closely spi-

rally inserted or ternately inserted leaves; the *M. ternata* group with its dissected leaf blades; and the *M. nitida* group with its single large shrubby coriaceous-leaved maritime species. The listing is not intended to present all the possible groups in the genus, or to provide all of their characters, but does provide a measure of the diversity that is involved.

The chromosome studies of *Mikania* are not helpful in the subdivision of the genus. Definite counts are comparatively rare, and such counts differ within some of the species. *Mikania micrantha* alone has counts of  $n = 17$ , 19, and 20 (Powell & King, 1969*a*, 1969*b*; R. King et al., 1976). If the numbers are more stable in other species or species groups, it is not yet evident.

The chemistry of the genus is of some interest, and some of the constituents are cited in the chemical review of the Eupatorieae by Dominguez (1977). A number of subsequent studies (Bohlmann et al., 1981*o*, 1982*d*, 1982*h*, 1982*j*, 1982*k*) have concentrated on the extensive terpenoid chemistry of the genus. As might be expected in such a large and diverse genus, the chemistry is diverse. There is a tendency for the production of highly oxygenated sesquiterpene lactones of the mikanolide, scandenolide, and miscandenin type (Bohlmann et al., 1982*k*) having 7-8 rather than the more common 7-6 lactone formation. Such lactones occur in the typical group and somewhat similar species such as *M. grazielae*. It is of particular interest that they also occur in *M. goyazensis*, *M. pohlii*, and *M. purpurascens* (Bohlmann et al., 1982*h*, 1982*k*) three erect species previously placed in the segregate genus *Kanimia*. It is of further interest that a different series of erect species from Brazil, including *M. alvimii*, *M. arrojadoi*, *M. luetzelburgii*, and *M. sessilifolia* of the *M. reticulata* group (Bohlmann et al., 1981*o*, 1982*d*) lack the mikanolide type of lactone but have kaurene type diterpenes that are lacking in the other species. Yet another erect species, *M. officinalis* showed neither the mikanolide type lactones nor the kaurene type diterpenes (Bohlmann et al., 1981*o*). Kaurene type diterpenes have also been reported from a few scandent species, including *M. belemii* of the *M. lindleyana* group (Bohlmann et al., 1981*o*) and *M. monagasensis* of the *M. banisteriae* group (Mathur & Fermin, 1973).

The genus *Mikania* is pantropical in distribution, with a few species reaching northward into the southeastern United States. The type species, *M. scandens* is restricted to, but widely distributed in the eastern United States. Not only the genus, but also many of the individual species are widely distributed. The pantropical distribution of *M. micrantha* is evidently due to human introduction, but other species, including *M. microptera*, the only trans-Atlantic species, seem to have attained their distributions naturally. Though wind distribution is probably common in the genus, the extreme success in distribution exhibited by numerous species, and the ability to cross the South Atlantic, are almost certainly the result of distribution by birds. It seems logical that a genus notable for its invasion



of the habitats of birds, the trees, would have greatly increased opportunities for transport in the feathers of those animals.

The epiphytic nature of many of the species has also resulted in the greater representation of the genus in the Amazon Region, an area unsuited to most members of the Eupatorieae and the Asteraceae. This quality has resulted in many of the common species having distributions including both eastern Brazil and the northern Andes, areas with Asteraceous floras that are mostly very isolated from each other.

There are numerous keys to species of *Mikania* treating various regions. The typical group has been monographed on a world-wide basis by Holmes (1975, unpubl.). The Mexican species have been treated by B. Robinson (1926*b*). Treatments for other countries include Guatemala (Williams, 1976), Panama (King & Robinson, 1975*y*), Colombia, Venezuela, Ecuador, Peru, and Bolivia (B. Robinson, 1922*b*), a more recent treatment of Venezuela (Aristeguieta, 1964), a more recent treatment of Peru, including 20 species described during the study (Holmes & McDaniel, 1982), and Brazil (Barroso, 1958). Subsequent additions to *Mikania* in Brazil include ten new species (King & Robinson, 1980*c*, 1981*c*) and six transfers from *Kanimia*. The Old World species are treated by Holmes (1982). Various notes and additions are found in the series of studies by Holmes and McDaniel (1975–1981) and by Holmes (1982–1986).

The generic name honors Joseph Gottfried Mikan, 1743–1814, professor at the University of Prague (Fernald, 1950).

The following 415 species are recognized in the genus:

- Mikania acuminata* DC., Brazil.  
*Mikania acutissima* Rusby ex B. Robinson, Colombia.  
*Mikania additicia* B. Robinson, Brazil.  
*Mikania alba* Norman Taylor, Cuba.  
*Mikania alexandrae* G. Barroso, Brazil.  
*Mikania allartii* B. Robinson, Venezuela.  
*Mikania alvimii* R. King & H. Robinson, Brazil.  
*Mikania ambigens* Urban, Trinidad.  
*Mikania amblyolepis* B. Robinson, Colombia, Panama.  
*Mikania andrei* B. Robinson, Ecuador.  
*Mikania anethifolia* (DC.) Matzenbacher, Brazil, Uruguay.  
*Mikania angularis* Humb. & Bonpl., Colombia, Ecuador, Peru.  
*Mikania anisodora* Hassler, Paraguay.  
*Mikania aquaria* B. Robinson, Peru.  
*Mikania araguensis* V. Badillo, Venezuela.  
*Mikania archeri* B. Robinson, Colombia.  
*Mikania archidonensis* Cuatrec., Ecuador.  
*Mikania areolata* W. Holmes & McDaniel, Peru.  
*Mikania argyreiae* DC., Brazil.  
*Mikania argyropappa* Schultz-Bip. ex Baker, Brazil.  
*Mikania aristei* B. Robinson, Colombia.  
*Mikania arrojadoi* Mattf., Brazil.  
*Mikania arthroclada* B. Robinson, Peru.  
*Mikania ascheronii* Hieron., Costa Rica, Colombia, Ecuador, Peru.  
*Mikania baccharoidea* Rusby, Bolivia.  
*Mikania bakeri* R. King & H. Robinson, Brazil.  
*Mikania banisteriae* DC., Costa Rica, Panama, Andes S to Bolivia, Brazil.  
*Mikania barahonensis* Urban, Dominican Republic.  
*Mikania barrosoana* G. Barroso, Brazil.  
*Mikania batataefolia* DC., Florida, Cuba, Bahamas.  
*Mikania belemnii* R. King & H. Robinson, Brazil.  
*Mikania bififormis* DC., Brazil.  
*Mikania bishopii* R. King & H. Robinson, Brazil.  
*Mikania bogotensis* Benth., Costa Rica, Colombia.  
*Mikania brachycarpa* Urban, Jamaica.  
*Mikania brachyphylla* Hieron., Peru.  
*Mikania bradei* B. Robinson, Brazil.  
*Mikania brevifauca* W. Holmes & McDaniel, Peru.  
*Mikania broadwayi* B. Robinson, Trinidad.  
*Mikania brooksii* W. Holmes & McDaniel, Peru.  
*Mikania brunescens* B. Robinson, Brazil.  
*Mikania buchii* Urban, Haiti.  
*Mikania buchtienii* B. Robinson, Bolivia.  
*Mikania buddleiaefolia* DC., Brazil.  
*Mikania bulbisetifera* Cuatrec., Peru.  
*Mikania bullata* B. Robinson, Peru.  
*Mikania burchellii* Baker, Argentina, Brazil.  
*Mikania cabrerai* G. Barroso, Brazil.  
*Mikania cacerensis* G. Barroso, Brazil.  
*Mikania calcarulata* B. Robinson, Paraguay.  
*Mikania caldasana* B. Robinson, Colombia.  
*Mikania callineura* Schultz-Bip. ex Baker, Brazil.  
*Mikania campanulata* Gardner, Brazil.  
*Mikania camporum* B. Robinson, Brazil.  
*Mikania campos-portoana* G. Barroso, Brazil.  
*Mikania candolleana* Gardner, Brazil.  
*Mikania capensis* DC., East Africa, South Africa, Malagasy Republic.  
*Mikania capricorni* B. Robinson, Brazil.  
*Mikania cardiophylla* B. Robinson, Brazil.  
*Mikania carnosus* Muschler, Peru.  
*Mikania carteri* Baker, Cameroon, Nigeria.  
*Mikania casarettoi* B. Robinson, Brazil.  
*Mikania chagalensis* Hieron., Ecuador.  
*Mikania chenopodiifolia* Willd., tropical West Africa to S Sudan, Ethiopia, S to Angola, Mozambique, Malagasy Republic, Fernando Po.  
*Mikania chevalieri* (C. Adams) W. Holmes & McDaniel, Sierra Leone to Nigeria, Cameroon, Zaire, Angola, Zambia.  
*Mikania chimborazensis* Hieron. in Sodiro, Ecuador.  
*Mikania chlorolepis* Baker, Brazil.  
*Mikania chocensis* B. Robinson, Colombia.  
*Mikania cipoensis* G. Barroso, Brazil.  
*Mikania clematidiflora* Rusby ex B. Robinson, Colombia.  
*Mikania clematidifolia* Dusén, Brazil.  
*Mikania coarctata* Gardner, Brazil.  
*Mikania cochabambana* B. Robinson, Bolivia.  
*Mikania comarapensis* B. Robinson, Bolivia.  
*Mikania concinna* Standley & Steyerl., Guatemala.  
*Mikania conferta* Gardner, Brazil.  
*Mikania confertissima* Schultz-Bip. ex Baker, Brazil.  
*Mikania congesta* DC., Puerto Rico, Lesser Antilles, N South America to Peru, Bolivia, Brazil.  
*Mikania conglomerata* W. Holmes & McDaniel, Peru.

- Mikania cordata* (Burm. f.) B. Robinson, SE Asia, East Indies, Borneo, New Guinea, Philippines, Taiwan, Hainan.  
*Mikania cordifolia* (L. f.) Willd., SE United States, Mexico, Central America, West Indies, South America.  
*Mikania cordigera* W. Holmes, Colombia.  
*Mikania corei* W. Holmes & McDaniel, Colombia.  
*Mikania corymbifolia* (B. Robinson) R. King & Robinson, Brazil.  
*Mikania corymbulosa* Benth., Colombia.  
*Mikania crassifolia* Hieron., Peru.  
*Mikania crispiflora* E. Wright, Cuba.  
*Mikania cristata* B. Robinson, Costa Rica.  
*Mikania cuencana* Hieron., Ecuador.  
*Mikania cutervensis* Hieron., Peru.  
*Mikania cuzcoensis* W. Holmes & McDaniel, Peru.  
*Mikania cyanosma* Urban & E. Ekman, Haiti.  
*Mikania cynanchifolia* (Hook. & Arn. ex Baker) B. Robinson, Argentina, Brazil, Paraguay, Uruguay.  
*Mikania decora* Poeppig & Endl., Ecuador, Peru.  
*Mikania decumbens* Malme, Brazil.  
*Mikania desmocephala* B. Robinson, Peru, Bolivia.  
*Mikania dictyophylla* B. Robinson, Colombia.  
*Mikania dictyota* B. Robinson, Bolivia.  
*Mikania dioscoreoides* (Rusby) B. Robinson, Bolivia.  
*Mikania dissecta* Urban & E. Ekman, Haiti.  
*Mikania divaricata* Poeppig & Endl., Brazil, Guyana, Cayenne.  
*Mikania diversifolia* DC., Brazil.  
*Mikania duckei* G. Barroso, Brazil.  
*Mikania dudleyi* W. Holmes & McDaniel, Peru.  
*Mikania duidensis* B. Robinson in H. A. Gleason, Venezuela.  
*Mikania dusenii* B. Robinson, Argentina, Brazil.  
*Mikania ecuadorensis* W. Holmes & McDaniel, Ecuador, Peru.  
*Mikania eggersii* Hieron., Ecuador.  
*Mikania elliptica* DC., Brazil.  
*Mikania erioclada* DC., Brazil.  
*Mikania eriostrepta* B. Robinson, Brazil.  
*Mikania eucosma* B. Robinson, Bolivia.  
*Mikania euryanthes* (Malme) W. Holmes, Brazil.  
*Mikania featherstonei* B. Robinson, Ecuador, Peru.  
*Mikania fendleri* Klatt, Panama.  
*Mikania ferruginea* (Rusby) B. Robinson, Bolivia.  
*Mikania fiebrigii* Hieron. in Urban, Bolivia.  
*Mikania filgueirasilii* R. King & H. Robinson, Brazil.  
*Mikania filicifolia* B. Robinson, Peru.  
*Mikania flabellata* Rusby ex B. Robinson, Colombia.  
*Mikania flaccida* B. Robinson, Bolivia.  
*Mikania florida* Aristeg., Venezuela.  
*Mikania fragilis* Urban, Puerto Rico.  
*Mikania fragrans* Klatt, Colombia.  
*Mikania fulva* (Hook. & Arn.) Baker, Brazil.  
*Mikania glandulifera* W. Holmes & McDaniel, Peru.  
*Mikania glauca* C. Martius ex Baker, Brazil.  
*Mikania glaziovii* Baker, Brazil.  
*Mikania gleasonii* B. Robinson, Guyana.  
*Mikania globifera* Rusby ex B. Robinson, Colombia.  
*Mikania globosa* (J. Coulter) J. Coulter in J. Sm., Mexico, Guatemala, El Salvador, Honduras.  
*Mikania glomerata* Sprengel, Argentina, Brazil, Paraguay.  
*Mikania gonzalezii* B. Robinson & Greenman, Mexico.  
*Mikania goyazensis* (B. Robinson) R. King & H. Robinson, Brazil.  
*Mikania gracilipes* B. Robinson, Venezuela.  
*Mikania granulata* B. Robinson, Colombia, Ecuador.  
*Mikania graziellae* R. King & H. Robinson, Brazil.  
*Mikania guaco* Humb. & Bonpl., Mexico, Central America, South America S to Bolivia, Brazil.  
*Mikania guaranitica* Hassler, Paraguay.  
*Mikania guillemirii* B. Robinson, Brazil.  
*Mikania haenkeana* DC., Ecuador, Peru, Bolivia, Argentina.  
*Mikania hagei* R. King & H. Robinson, Brazil.  
*Mikania harlingii* R. King & H. Robinson, Ecuador.  
*Mikania hassleriana* Chodat in Chodat & Hassler, Paraguay.  
*Mikania hastata* (L.) Willd., Cuba, Jamaica, Venezuela.  
*Mikania hastato-cordata* Malme, Brazil.  
*Mikania hastifolia* Baker, Brazil.  
*Mikania hatschbachii* G. Barroso, Brazil.  
*Mikania hemisphaerica* Schultz-Bip. ex Baker, Argentina, Brazil.  
*Mikania hesperia* B. Robinson, Colombia.  
*Mikania hexagonocaulis* W. Holmes & McDaniel, Peru.  
*Mikania hioramii* Britton & B. Robinson, Cuba.  
*Mikania hirsutissima* DC., Argentina, Brazil.  
*Mikania hitchcockii* B. Robinson, Ecuador.  
*Mikania hoehnei* B. Robinson, Brazil.  
*Mikania hoffmanniana* Dusén ex Malme, Brazil.  
*Mikania holwayana* B. Robinson, Ecuador.  
*Mikania hookeriana* DC., Mexico, Central America, Lesser Antilles, South America S to Bolivia, Brazil.  
*Mikania hotteana* Urban & E. Ekman, Haiti.  
*Mikania houstoniana* (L.) B. Robinson, Mexico, Central America, Andes from Venezuela to Bolivia.  
*Mikania huanucoensis* W. Holmes & McDaniel, Peru.  
*Mikania iltisii* R. King & H. Robinson, Costa Rica.  
*Mikania incasina* B. Robinson, Peru.  
*Mikania infesta* B. Robinson, Peru.  
*Mikania inornata* B. Robinson, Peru.  
*Mikania involucrata* Hook. & Arn., Brazil.  
*Mikania iodotricha* S. F. Blake, Ecuador.  
*Mikania iquitosensis* B. Robinson, Peru.  
*Mikania iserniana* Cuatrec., Ecuador.  
*Mikania itambama* Gardner, Brazil.  
*Mikania jamaicensis* B. Robinson, Jamaica.  
*Mikania jamesonii* B. Robinson, Ecuador.  
*Mikania javitensis* V. Badillo, Venezuela.  
*Mikania jelskii* Hieron., Peru.  
*Mikania joergensenii* B. Robinson, Argentina.  
*Mikania johnstonii* B. Robinson, Venezuela.  
*Mikania jujuyensis* Cabrera, Argentina.  
*Mikania juninensis* W. Holmes & McDaniel, Peru.  
*Mikania killipii* B. Robinson, Colombia.  
*Mikania kleiniana* Cabrera in Cabrera & Vittet, Brazil.  
*Mikania klugii* B. Robinson, Peru.  
*Mikania kubitzkii* R. King & H. Robinson, Brazil.  
*Mikania laevigata* Schultz-Bip. ex Baker, Brazil.  
*Mikania lagoensis* Baker, Brazil.  
*Mikania lanceolata* Hieron. in Sodiro, Ecuador, Peru.  
*Mikania lancifolia* B. Robinson, Peru.  
*Mikania lanuginosa* DC., Venezuela, Brazil, Bolivia.  
*Mikania lasiandra* DC., Brazil.  
*Mikania lasiopoda* B. Robinson, Peru.  
*Mikania latifolia* Smith in Rees, Lesser Antilles.  
*Mikania latisquama* Cabrera in Cabrera & Vittet, Brazil.  
*Mikania laurifolia* (L. f.) Willd., Colombia.  
*Mikania lawrancei* B. Robinson, Colombia.  
*Mikania lehmannii* Hieron., Colombia.

- Mikania leiolaena* DC., Brazil.  
*Mikania leiostachya* Benth., Guatemala to Panama, Colombia, Ecuador, Peru.  
*Mikania lepidophora* Urban, Dominican Republic.  
*Mikania leptotricha* Baker, Brazil.  
*Mikania leucophylla* (Rusby) B. Robinson, Bolivia.  
*Mikania ligustrifolia* DC., Brazil.  
*Mikania lindbergii* Baker, Brazil.  
*Mikania lindenii* S. Moore, Cuba.  
*Mikania lindleyana* DC., Brazil, Guyana, Peru, Venezuela.  
*Mikania linearifolia* DC., Brazil.  
*Mikania lloensis* Hieron. in Sodiro, Colombia, Ecuador.  
*Mikania longiacuminata* (Rusby) B. Robinson, Bolivia.  
*Mikania longiflora* (Rusby) B. Robinson, Bolivia.  
*Mikania longipes* Baker, Brazil.  
*Mikania lucida* S. F. Blake in H. A. Gleason & Killip, Venezuela.  
*Mikania luetzelburgii* Mattf., Brazil.  
*Mikania lundiana* DC., Brazil.  
*Mikania lutescens* B. Robinson, Peru.  
*Mikania macbridei* B. Robinson, Peru.  
*Mikania macedoi* G. Barroso, Brazil.  
*Mikania malacolepis* B. Robinson, Brazil.  
*Mikania marahuacensis* Steyerl. & Maguire, Venezuela.  
*Mikania marinii* Cabrera, Peru.  
*Mikania mathewsii* B. Robinson, Peru, Venezuela.  
*Mikania mattos-silvae* R. King & H. Robinson, Brazil.  
*Mikania maxonii* Proctor, Jamaica.  
*Mikania mazanensis* W. Holmes & McDaniel, Peru.  
*Mikania mazaruniensis* W. Holmes & McDaniel, Guayana.  
*Mikania megalophylla* W. Holmes & McDaniel, Peru.  
*Mikania mendocina* F. Philippi, Argentina.  
*Mikania micayensis* B. Robinson, Colombia.  
*Mikania michelangleiana* Steyerl., Venezuela.  
*Mikania miconioides* B. Robinson, Costa Rica, Panama, Colombia, Venezuela.  
*Mikania micrantha* H.B.K., Mexico, Central America, West Indies, South America, widely introduced in Asia, Indonesia, Pacific Islands.  
*Mikania microcephala* DC., Brazil.  
*Mikania microdonta* DC., Brazil.  
*Mikania microlepis* Baker, Brazil.  
*Mikania microphylla* Schultz-Bip. ex Baker, Brazil.  
*Mikania microptera* DC., Brazil, Bolivia, Peru, Venezuela, Guyana, Suriname, tropical West Africa to Zaire, Angola, Tanzania.  
*Mikania millei* B. Robinson, Ecuador.  
*Mikania minima* Schultz-Bip. ex Baker, Argentina.  
*Mikania monagasensis* V. Badillo, Venezuela.  
*Mikania montana* B. Robinson, Peru.  
*Mikania montverdensis* Proctor, Jamaica.  
*Mikania morii* R. King & H. Robinson, Brazil.  
*Mikania mosenii* Malme, Brazil.  
*Mikania mucronulifera* B. Robinson, Colombia.  
*Mikania multinervia* Turcz., Colombia, Ecuador.  
*Mikania myriocephala* DC., Brazil.  
*Mikania natalensis* DC., South Africa.  
*Mikania neblinensis* Aristeg., Venezuela.  
*Mikania neei* W. Holmes, Mexico.  
*Mikania nemorosa* Klatt, Colombia.  
*Mikania neurocaula* DC., Brazil.  
*Mikania nigricans* Gardner, Brazil.  
*Mikania nigropunctulata* Hieron., Colombia.  
*Mikania nitida* (DC.) R. King & H. Robinson, Brazil.  
*Mikania nodulosa* Schultz-Bip. ex Baker, Brazil.  
*Mikania nummularia* DC., Brazil.  
*Mikania oblongifolia* DC., Brazil.  
*Mikania obovata* DC., Brazil.  
*Mikania obsoleta* (Vell.) G. Barroso, Brazil.  
*Mikania obtusata* DC., Brazil.  
*Mikania ochroleuca* B. Robinson, Brazil.  
*Mikania odoratissima* Urban, Puerto Rico.  
*Mikania officinalis* C. Martius, Brazil, Bolivia.  
*Mikania oopetala* Urban & Niedenzu, Cuba, Jamaica?  
*Mikania oreimeles* B. Robinson, Bolivia.  
*Mikania oreopola* B. Robinson, Peru.  
*Mikania orleansensis* Hieron., Brazil.  
*Mikania ovalis* Griseb., Lesser Antilles.  
*Mikania oxylepis* Schultz-Bip. ex Baker, Brazil.  
*Mikania pachychaeta* (Baker) G. Barroso, Brazil.  
*Mikania pachydictya* B. Robinson, Colombia.  
*Mikania pachyphylla* Urban, Puerto Rico.  
*Mikania palustris* (Gardner) R. King & H. Robinson, Brazil.  
*Mikania paniculata* DC., Brazil.  
*Mikania pannosa* Baker, Venezuela, Brazil.  
*Mikania papillosa* Klatt, Dominican Republic.  
*Mikania paranahybensis* G. Barroso, Brazil.  
*Mikania paranensis* Dusén, Brazil.  
*Mikania parvicapitulata* Hieron. in Urban, Peru.  
*Mikania parviflora* (Aublet) Karsten, Colombia, Venezuela, Cayenne, Ecuador, Peru, Brazil.  
*Mikania parvifolia* Baker, Brazil.  
*Mikania pastazae* B. Robinson, Ecuador.  
*Mikania paucifolia* W. Holmes, Colombia.  
*Mikania pendula* W. Holmes & McDaniel, Peru.  
*Mikania pennellii* B. Robinson, Colombia.  
*Mikania periplocifolia* Hook. & Arn., Argentina, Brazil, Bolivia, Paraguay, Uruguay.  
*Mikania pernambucensis* Gardner, Brazil.  
*Mikania perstipulata* W. Holmes, Bolivia.  
*Mikania petrina* Standley & Steyerl., Guatemala.  
*Mikania phaeoclados* C. Martius ex Baker, Brazil.  
*Mikania pichinchensis* Hieron., Ecuador.  
*Mikania pilcomayensis* (Hassler) B. Robinson, Argentina, Paraguay.  
*Mikania pilosa* Baker, Brazil.  
*Mikania pinnatiloba* DC., Argentina, Brazil, Uruguay.  
*Mikania pittieri* B. Robinson, Costa Rica, Panama.  
*Mikania platylepis* D. Don ex R. King & H. Robinson, Peru.  
*Mikania platyloba* Urban & E. Ekman, Dominican Republic.  
*Mikania pohliana* Schultz-Bip. ex Baker, Brazil.  
*Mikania pohlii* (Baker) R. King & H. Robinson, Brazil.  
*Mikania polycephala* Urban, Haiti.  
*Mikania polychaeta* Urban, Haiti.  
*Mikania popayanensis* Hieron., Colombia.  
*Mikania populifolia* Gardner, Brazil.  
*Mikania porosa* Urban, Puerto Rico.  
*Mikania premniflora* Gardner, Brazil.  
*Mikania producta* Urban & E. Ekman, Dominican Republic.  
*Mikania pseudogracilis* R. King & H. Robinson, Brazil.  
*Mikania pseudohoffmanniana* G. Barroso, Brazil.  
*Mikania pseudomicrocephala* R. King & H. Robinson, Brazil.  
*Mikania psilostachya* DC., Panama, South America S to Bolivia, Brazil.  
*Mikania pterocaula* Schultz-Bip. ex Klatt, Mexico, Guatemala.

- Mikania pteropoda* DC., Brazil.  
*Mikania pulverulenta* Sodiro ex B. Robinson, Ecuador.  
*Mikania purpurascens* (Baker) R. King & H. Robinson, Brazil.  
*Mikania pycnadenia* B. Robinson, Peru.  
*Mikania pyramidata* J. Smith, Mexico, Guatemala, Honduras.  
*Mikania ramosissima* Gardner, Brazil.  
*Mikania ranunculifolia* A. Rich. ex D. Ramon de la Sagra, Cuba.  
*Mikania reticulata* Gardner, Brazil.  
*Mikania reticulosa* E. Wright, Cuba.  
*Mikania retifolia* Schultz-Bip. ex Baker, Brazil.  
*Mikania rhomboidea* Urban & E. Ekman, Haiti.  
*Mikania rimachii* W. Holmes & McDaniel, Peru.  
*Mikania riparia* Greenman ex B. Robinson, Costa Rica.  
*Mikania rivularis* B. Robinson, Peru.  
*Mikania rondonensis* V. Badillo, Venezuela.  
*Mikania rothii* G. Barroso, Brazil.  
*Mikania rotunda* Griseb., West Indies.  
*Mikania rubella* Lingelsh., Bolivia.  
*Mikania rufa* Benth., Colombia.  
*Mikania rufescens* Schultz-Bip. ex Baker, Brazil.  
*Mikania rugosa* B. Robinson, Peru.  
*Mikania rusbyi* B. Robinson, Bolivia.  
*Mikania sagittifera* B. Robinson, Zaire, Ruanda, Burundi, Tanzania, Zambia, Zimbabwe, Angola, Botswana.  
*Mikania salicifolia* Hassler, Paraguay.  
*Mikania saltensis* Hieron., Argentina.  
*Mikania salviaefolia* Gardner, Brazil.  
*Mikania salzmanniaefolia* DC., Brazil.  
*Mikania santosii* R. King & H. Robinson, Brazil.  
*Mikania sarcodes* Baker, Brazil.  
*Mikania scabrida* Baker, Brazil.  
*Mikania scandens* (L.) Willd., E North America, NE Mexico, Bahamas.  
*Mikania schenckii* Hieron., Brazil.  
*Mikania schultzii* B. Robinson, Bolivia.  
*Mikania seemannii* B. Robinson, Ecuador.  
*Mikania selloi* Sprengel, Brazil.  
*Mikania sericea* Hook. & Arn., Brazil.  
*Mikania sessilifolia* DC., Brazil.  
*Mikania setigera* Schultz-Bip. ex Baker, Brazil.  
*Mikania shushunensis* W. Holmes & McDaniel, Peru.  
*Mikania siambonensis* Hieron., Argentina.  
*Mikania simpsonii* W. Holmes & McDaniel, Colombia, Peru.  
*Mikania smaragdina* Dusén ex Malme, Brazil.  
*Mikania smilacina* DC., Brazil.  
*Mikania smithii* B. Robinson, Colombia.  
*Mikania speciosa* DC., Peru, Bolivia.  
*Mikania sprucei* Baker, Venezuela, Brazil.  
*Mikania steinbachii* B. Robinson, Bolivia.  
*Mikania stenomeris* B. Robinson, Brazil.  
*Mikania stereodes* B. Robinson, Peru.  
*Mikania stereolepis* B. Robinson, Ecuador.  
*Mikania stevensiana* Britton, Puerto Rico.  
*Mikania steyermarkii* R. King & H. Robinson, Venezuela.  
*Mikania stipulacea* (M. Vahl) Willd., Brazil.  
*Mikania stipulifera* L. O. Williams, Honduras.  
*Mikania stuebelii* Hieron., Colombia, Venezuela, Peru.  
*Mikania stygia* B. Robinson, Bolivia.  
*Mikania stylosa* Gardner, Brazil.  
*Mikania subverticillata* Schultz-Bip. ex Baker, Brazil.  
*Mikania sulcata* (Hook. & Arn.) B. Robinson, Brazil.  
*Mikania swartziana* Griseb., Cuba, Jamaica?  
*Mikania sylvatica* Klatt, Colombia, Ecuador.  
*Mikania szyszyłowiczii* Hieron., Ecuador, Peru.  
*Mikania tafallana* H.B.K., Ecuador.  
*Mikania tambillensis* Hieron., Peru.  
*Mikania tehuacanensis* W. Holmes, Mexico.  
*Mikania teixeirae* R. King & H. Robinson, Brazil.  
*Mikania tenax* Schultz-Bip. ex B. Robinson, Peru.  
*Mikania tepuiensis* V. Badillo, Venezuela.  
*Mikania ternata* (Vell.) B. Robinson, Argentina, Brazil, Paraguay, Peru.  
*Mikania ternifolia* DC., Brazil, Uruguay.  
*Mikania testudinaria* DC., Brazil.  
*Mikania thapsoides* DC., Argentina, Brazil, Paraguay, Uruguay.  
*Mikania thyrsoides* Baker, Brazil.  
*Mikania tillettii* R. King & H. Robinson, Guyana, Venezuela.  
*Mikania tonduzii* B. Robinson, Guatemala, Costa Rica, Panama.  
*Mikania trachodes* B. Robinson, Peru.  
*Mikania trachyleura* B. Robinson, Argentina, Brazil, Paraguay.  
*Mikania triangularis* Baker, Brazil.  
*Mikania trichophila* DC., Brazil.  
*Mikania trifolia* (Rusby) B. Robinson, Bolivia.  
*Mikania trimeria* W. Holmes & McDaniel, Colombia.  
*Mikania trinervis* Hook. & Arn., Brazil.  
*Mikania trinitaria* DC., Venezuela, Guyana, Trinidad, Brazil.  
*Mikania tripartita* Urban & Niedenzu, Haiti.  
*Mikania triphylla* Sprengel ex Baker, Brazil.  
*Mikania troyana* Urban, Jamaica.  
*Mikania turbaricola* W. Holmes & McDaniel, Peru.  
*Mikania tysonii* R. King & H. Robinson, Panama.  
*Mikania ulei* Hieron., Brazil.  
*Mikania urticaefolia* Hook. & Arn., Argentina.  
*Mikania vargasii* W. Holmes & McDaniel, Peru.  
*Mikania variifolia* Hieron., Argentina, Brazil.  
*Mikania vaupesensis* W. Holmes & McDaniel, Colombia.  
*Mikania vauthieriana* Baker, Brazil.  
*Mikania venosa* Alain, Dominican Republic.  
*Mikania viminea* DC., Brazil.  
*Mikania violaefolia* Cuatrec., Peru.  
*Mikania violascens* (B. Robinson) R. King & H. Robinson, Colombia.  
*Mikania virgata* B. Robinson, Brazil.  
*Mikania vismiaefolia* DC., Brazil.  
*Mikania vitifolia* DC., Mexico, Central America, South America S to Bolivia, Brazil.  
*Mikania warmingii* Schultz-Bip. ex Baker, Brazil.  
*Mikania weberbaueri* Hieron. in Urban, Peru.  
*Mikania werdermannii* B. Robinson, Bolivia.  
*Mikania williamsii* B. Robinson, Bolivia.  
*Mikania woytkowskii* W. Holmes & McDaniel, Peru.  
*Mikania zonensis* R. King & H. Robinson, Panama.

SUBTRIBE XVI. OXYLOBINAE

Oxylobinae R. King & H. Robinson, *Phytologia* 38: 323. 1978. TYPE: *Oxylobus* (Moc. ex DC.) A. Gray.

Perennial *herbs* or *shrubs* to small *trees*, usually erect, rarely somewhat scandent, moderately to densely branched, never rosulate. *Leaves* opposite, rarely subopposite, alternate, or ternate, short- to long-petiolate; blades deltoid to narrowly elliptical, membranaceous to coriaceous. *Inflorescences* terminal on stems or branches, usually pyramidally to corymbosely paniculate, with heads clustered, on short to moderately long pedicels; *involucral bracts* eximbricate to weakly subimbricate, usually subequal, persistent; receptacle plane to slightly convex, with or without paleae. *Flowers* 7–75 in a head; corollas white or pink, rarely purple, narrowly funnellform or with slender basal tube and campanulate limb, glabrous to pilosulous or glanduliferous on outer surface; cells of throat and outer surface of lobes usually elongate with sinuous lateral walls; lobes triangular, often distinctly longer than wide, usually densely papillose on inner surface, smooth but cells rather isodiametric in *Jaramilloa*, *Kaunia*, and some *Piptothrix*, outer surface without stomata, usually thickened and seeming cushion-like, smooth, roughened in *Pachythamnus* and *Spaniopappus*; anther collar often more than 5 times as long as wide, with numerous subquadrate cells in lower part, cell walls inornate or with weak beaded thickenings; anther appendage as long as wide; style base often with distinct enlarged node, lacking in *Jaramilloa*, *Kaunia*, *Pachythamnus*, *Spaniopappus*, and *Ageratina* subg. *Apoda*, glabrous; style branches narrowly linear, without enlarged tips, usually densely papillose. *Achenes* prismatic to fusiform, 5-ribbed, micropunctations of achene walls not strongly aligned in transverse bands; carpopodium usually distinct, short-cylindrical or stopper-shaped, cells moderately sized, subquadrate to oblong, walls firm, thin to beaded, indistinct in *Piptothrix*; pappus of numerous deciduous or persistent capillary bristles, squamellose in *Oxylobus*, a few short bristles and a fringe of minute squamellae in *Spaniopappus ekmanii*, apical cells acute. Basic chromosome numbers  $x = 16, 17, \text{ or } 20$ , with considerable irregularity and apomixis.

The Oxylobinae is a large and distinctive subtribe noted primarily for the major genus *Ageratina* with approximately 200 species. The subtribe is notable for its usually eximbricate involucre, the essentially inornate cell walls of its anther collars, the commonly enlarged base of its styles, the basically papillose inner surfaces of its corolla lobes, the comparatively large thin-walled cells of its carpopodia, and its well-established high basic chromosome number. The combination of characters leads to the belief that the group is rather isolated in the Eupatorieae, and various members such as *Kaunia* that approach the subtribe Critoniinae in their smooth corolla lobes and unenlarged style bases are believed to be specialized in the Oxylobinae, reverting from forms more like *Ageratina*.

The placement of the Oxylobinae in the present system derives primarily from the inornate cell walls of the anther collars and the high chromosome numbers. These features and the eximbricate involucre bring the subtribe into the order after the Mikaniinae, but the Oxylobinae have none of the specialized features of the latter, and the association seems to be without phyletic significance. The preceding subtribe Neomirandinae is actually a better candidate for close relationship by its longer anther collars and multi-flowered heads, but has distinctly subimbricate involucral bracts and other Critoniine characteristics of the corollas and carpopodia that are totally foreign to the basic pattern in the Oxylobinae. The Oxylobinae may actually be closest to the following subtribes, the Hofmeisteriinae and the Oaxacaniinae, but the latter differ among other

things by their distinctly subimbricate involucre and their solitary heads. The latter are actually not considered close relatives in the present treatment.

Some of the comparisons made between members of the Oxylobinae and members of other subtribes in the past, actually involve groups that are totally remote in relationship. There is a particularly close habitual resemblance between some members of *Ageratina* and some species of *Fleischmannia* of the Fleischmanniinae (Williams, 1975, 1976), but the two can easily be distinguished as indicated under *Ageratina*. The attempt to relate *Ageratina* to *Stevia* of the subtribe Ageratinae (Grashoff et al., 1972) seems to be based mostly on the assumption that some of the  $2n = 34$ , chromosome counts of the latter can be interpreted as  $n = 17$  as in *Ageratina*. The corolla lobes of the two genera do appear similar in their papillose inner surfaces and smooth outer surfaces, but the *Stevia* counts seem on further examination to be based on  $x = 11$  or  $12$  (R. King et al., 1976). Also, *Stevia* is in a subtribe that seems to basically lack a capillary pappus, and which has strongly annulated cell walls in the anther collars.

As presently circumscribed, the Oxylobinae seems to be a natural group. The genera, however, have been placed very erratically previously. *Ageratina*, *Pachythamnus*, *Standleyanthus*, most of *Spaniopappus*, and one species of *Piptothrix* have been placed in the traditional broad concept of *Eupatorium*. Two species of *Jaliscoa* have been placed in *Piptothrix*. *Oxylobus* and the type species of *Spaniopappus* have been maintained as distinct genera on

the basis of their reduced pappus of short bristles or squamellae. *Oxylobus* was usually associated closely with *Ageratum* (B. Robinson, 1913b).

Chromosome counts for the subtribe are numerous, but mostly from two genera. *Ageratina* shows most of the known reports of  $n = 17$  in the Eupatorieae, but the subgenus *Andinia* seems to have a base of  $x = 20$ , and *Oxylobus* has  $x = 16$  (R. King et al., 1976). Recent efforts to count *Kaunia* show a number in excess of  $n = 40$ .

The chemistry of the members of the subtribe is not particularly notable, but *Ageratina* has perhaps the most well-recorded occurrences of benzofurans in the tribe (Hass, 1970). A small quantity of the phylogenetically significant pyrolizidine alkaloid group has been isolated from *A. adenophora* by Webb (Everist, 1974). Sesquiterpene lactones have been studied from *Oxylobus* (Bohlmann et al., 1980b),

and monoterpenes seem rather characteristic of the genus *Kaunia* (Bohlmann et al., 1981q). The chemistry is discussed further under the various genera.

The subtribe Oxylobinae displays a basically western distribution pattern in North and South America, being concentrated in the Mexican highlands and the Andes. Only one species of *Ageratina* reaches eastward into southern Brazil, and a few species of *Ageratina* occur in the eastern United States and the West Indies. *Spaniopappus* is the only strictly eastern genus in the subtribe, being endemic to eastern Cuba. The distribution pattern of the subtribe is in extreme contrast to that of such subtribes as the Eupatoriinae, the Disynaphiinae, and the Gyptidinae which are concentrated in the eastern parts of North and South America.

#### KEY TO THE GENERA OF THE SUBTRIBE OXYLOBINAE

- |   |   |
|---|---|
| 1. Leaves trifoliolate .....  | 175. <i>Standleyanthus</i>                  |
| 1'. Leaves simple .....   | 2   |
| 2. Stems thick with fleshy cortex; leaves absent at anthesis .....  | 173. <i>Pachythamnus</i>                    |
| 2'. Stems not unusually thickened; plants not seasonally defoliated .....   | 3   |
| 3. Heads with paleae .....  | 172. <i>Jaliscoa</i>                        |
| 3'. Heads without paleae .....  | 4   |
| 4. Corolla lobes papillose on outer surface; style base not enlarged above nectary; plants of eastern Cuba .....  | 174. <i>Spaniopappus</i>                    |
| 4'. Corolla lobes smooth on outer surface; style base with or without node above nectary .....  | 5   |
| 5. Pappus reduced to short scales .....   | 170. <i>Oxylobus</i>                        |
| 5'. Pappus of capillary bristles .....  | 6   |
| 6. Stems and leaves with yellowish granular pubescence .....  | 177. <i>Jaramilloa</i>                      |
| 6'. Stems and leaves without yellowish granular pubescence .....  | 7   |
| 7. Style base with enlarged node above nectary; bristles of pappus often easily deciduous .....   | 8   |
| 8. Carpopodium not differentiated; corolla lobes sometimes completely smooth on inner surface .....   | 171. <i>Piptothrix</i>                      |
| 8'. Carpopodium differentiated with sclerified cells, sometimes long-cylindrical; corolla lobes never completely smooth on inner surface .....                          | 169. <i>Ageratina</i>                       |
| 7'. Style base without enlarged node above nectary; bristles of pappus persistent .....   | 9   |
| 9. Herbs, with leaves trinervate from near base of blade; inner surfaces of corolla lobes mamilllose to papillose .....   | 169. <i>Ageratina</i> subgenus <i>Apoda</i> |
| 9'. Shrubs or small trees, with leaves pinnately veined or having ascending secondary veins parallel to basal leaf margin; inner surfaces of corolla lobes smooth ..... | 176. <i>Kaunia</i>                          |

#### 169. *Ageratina*

*Ageratina* Spach, Hist. Nat. Veg. Phan. 10: 286. 1841. LECTOTYPE: *Eupatorium aromaticum* L. [= *Ageratina aromatica* (L.) Spach].

*Batschia* Moench, Methodus 567. 1794. TYPE: *Batschia nivea* Moench [= *Ageratina altissima* (L.) R. King & H. Robinson], non *Batschia* J. Gmelin, 1791 (Boraginaceae); *Batschia* Mutis ex Thunb., 1792 (Menispermaceae); or *Batschia* M. Vahl, 1794 (Leguminosae).

*Ageratiopsis* Schultz-Bip. ex Benth. & Hook., Gen. Pl. 2: 246. 1873, nom. nud. in syn. TYPE: *Eupatorium ageratoides* L. f. [= *Ageratina altissima* (L.) R. King & H. Robinson].

*Mallinoa* J. Coulter, Bot. Gaz. (Crawfordsville) 20: 47. 1895. TYPE: *Mallinoa corymbosa* J. Coulter [= *Ageratina muelleri* (Schultz-Bip. ex Klatt) R. King & H. Robinson].

*Kyrstenia* Necker ex E. Greene, Leafl. Bot. Observ. 1: 8. 1903. LECTOTYPE: *Eupatorium aromaticum* L. [= *Ageratina aromatica* (L.) Spach].



PLATE 169. *Ageratina aromatica* (L.) Spach. — A, B. Habit,  $\times \frac{1}{3}$ . — C. Head,  $\times 6$ . — D. Corolla showing anthers,  $\times 10$ . — E. Style,  $\times 17$ . — F. Achene,  $\times 10$ .

Perennial *herbs* or *shrubs*, usually erect, rarely scandent, sparingly to densely branched. *Stems* terete, striated. *Leaves* opposite, rarely subopposite or alternate, shortly to longly petiolate; blades narrowly elliptical to deltoid, margins entire to toothed or lobed, serrate or crenate in most species, venation trinervate to pinnate, glandular punctations rare in subgenus *Ageratina*, more common in other subgenera. *Inflorescences* laxly to densely corymbose; pedicels short to moderately long. *Involucral bracts* ca. 30, eximbricate to weakly subimbricate, in 2–3 series, mostly subequal, spreading at maturity, bicostate in subgenus *Ageratina*, mostly indistinctly costate in other subgenera; receptacle usually slightly convex, glabrous or with minute scattered hairs. *Florets* 10–60 in a head; corollas white or lavender, usually with slender basal tube and campanulate limb in subgenera *Ageratina* and *Klattiella*, others narrowly funnelliform; cells of throat and outer surfaces of lobes elongate with sinuous lateral walls; lobes triangular, distinctly longer than wide, inner surface densely papillose, outer surface smooth, glabrous or glanduliferous, usually with hairs in subgenus *Ageratina*; anther collar cylindrical, usually elongate, composed of numerous subquadrate cells in basal half or more, cell walls with few or no beaded thickenings; anther appendage large, ovate-oblong, longer than wide; style base usually enlarged, not enlarged in subgenus *Apoda*, glabrous; style branches linear, rarely slightly broadened distally, densely papillose with projecting cells on lateral and outer surface, papillae usually long, often with glands along adaxial surface. *Achenes* prismatic or fusiform, usually 5-ribbed, setuliferous or glanduliferous or both; carpodium distinct, symmetrical, without prominent upper rim, cylindrical in subgenus *Ageratina*, others rounded or shortly stopper-shaped, composed of moderately large cells in many tiers, cells oblong in subgenus *Ageratina*, others subquadrate, walls thin and beaded; pappus of 5–40 scabrid elongate often easily deciduous capillary bristles in 1 series, often enlarged distally, apical cells acute, often with shorter outer series of setulae. *Pollen grains* 20–30  $\mu\text{m}$  in diameter. Chromosome numbers  $n = \text{ca. } 16, 17, 18, 20, \text{ca. } 25, \text{ca. } 40, \text{ca. } 42, 48, 2n = 48, 50, 51, 55+2 \text{ frag.}, 68-69, \text{ca. } 80, \text{ca. } 85$ , with frequent triploidy, irregular meiosis, and apomixis. Plate 169.

The genus *Ageratina* is the largest and most diverse in the subtribe Oxylobinae, and forms a seemingly central element from which most of the other genera might have been derived. This is especially true of *Oxylobus* with its reduced squamellose pappus. The papillose inner surfaces of the corolla lobes, and the enlarged bases of the styles are considered here to be represented in *Ageratina* in the form that is probably primitive for the subtribe. Only *Jaramilloa* and *Kaunia* of South America seem to represent an early divergence in the subtribe that might not have arisen from *Ageratina* type ancestors. The only other members of the subtribe in South America are species of *Ageratina* itself, including the widely distributed typical subgenus, and one obviously recently distributed species of *Oxylobus*. Other generic differences are discussed under the various related genera, and further details on the distribution of *Ageratina* are discussed under the various subgenera.

It is odd, but not inexplicable, that all the synonyms of the genus represent the subgenus *Ageratina*. All but one of the generic synonyms are based upon the two most common species in eastern North America where the genus has been most available to most taxonomists. The long nomenclatural history of the genus represents attempts to recognize a distinct group well before any knowledge of anatomical or cytological differences. The efforts were undoubtedly encouraged by the fact that the extreme forms in eastern North America offer a marked contrast to the numerous typical *Eupatorium* species of that area. In that area *Eupatorium* can easily be distinguished from

*Ageratina* by the shorter basal tube of the corolla, the smooth corolla lobes, the hairy style base, the indistinct carpodium, the presence of only glands on the corolla and achene, the blunt-tipped pappus bristles, and the basic chromosome number of  $x = 10$ .

Of the efforts to distinguish *Ageratina*, that of E. L. Greene (1903) deserves special notice. Among various comments, he offered the following, "These two plants (i.e., *E. ageratoides* and *E. aromaticum*), and with them a host of their congeners are so unlike true *Eupatorium* and at the same time so like *Ageratum* in foliage, inflorescence, uniserial involucre, and even as to flowers and fruits, that nothing but the fine-bristly rather than paleaceous pappus could have kept them apart from the genus last named, where, as already noted, Linnaeus did actually place the first species. They differ from *Eupatorium* by a set of characters exactly corresponding to those by which *Erigeron* is held separate from *Aster*."

"One must needs assume the Atlantic North American species mentioned to be the proper type of *Kyrstenia*. They are herbaceous perennials with opposite leaves and a corymbose inflorescence; their thin almost uniserial involucre notably pointed."

Greene goes on to say, "This typical group has many representatives beyond our borders in Mexico, Central and even South America, some herbaceous, others shrubby, of which I cite but few."

Greene showed an amazing insight into the group for that time, but three errors are significant. Necker names such as *Kyrstenia*, which he used, are not now accepted



except through validation by other authors at later dates. Also, *Ageratina* and *Ageratum* are not as closely related as suggested by Greene. The latter genus has high papillae on the backs of the corolla lobes, strong annulations on the cell walls of the anther collars, a very different carpodial structure, a conical receptacle, and a basic chromosome number of  $x = 10$  in addition to the pappus character. Finally, among the species cited by Greene are some members of the genus *Fleischmannia*. This group is one most frequently confused with *Ageratina*, and with its chromosome numbers of  $x = 10$  and  $x = 4$ , it has been especially frustrating to the efforts of cytotaxonomists. While similar to typical *Ageratina* in habit, leaf form, and the tendency for hairy corollas, *Fleischmannia* is distinct in the short thin corolla lobes prorulose papillose on both surfaces, the strongly annular thickenings on the cell walls of the anther collar, the complete lack of enlargement of the style base, and the thick-walled cells of the strongly rimmed carpodium.

There is some additional confusion regarding the eastern North American types of the various generic names. This results from the fact that Linnaeus (1753) initially described one of the species in *Ageratum* with the species name *altissimum*. There was, of course, a transfer of the name into *Eupatorium* (Murray, 1774) which created a later homonym of *Eupatorium altissima*, a totally different Linnaean species. Then, in rapid succession, three substitute names were provided for the species in *Eupatorium*, *E. rugosum* Houttuyn (1779), *E. urticaefolium* Reichard (1780), and *E. ageratoides* Linnaeus f. (1781). It was unfortunate that these substitute names came into use in the literature in the reverse order of their priority, and *E. rugosum* did not come into proper usage until the study by Merrill (1938). The entire sequence has proven futile, however, with the recognition of the genus *Ageratina* where there is no previous use of the name *altissima*. In spite of Spach's own use of the name *ageratoides* (1841), the Linnaean name *altissima* again takes priority. The eastern North American species, including *A. altissima* and the generic type, *A. aromatica*, are reviewed by Clew-ell and Wooten (1971).

The only generic synonym not based on eastern North American material was *Mallinoa* of Coulter, based on a specimen from Guatemala (1895). Coulter's generic concept was un insightful, since he placed the genus tentatively in the Inuloideae. The species involved actually belongs to a not particularly exceptional Mexican and Central American series in subgenus *Ageratina* noted for their reduced upper leaves and lax inflorescences (Grashoff & Beaman, 1969a).

The typical subgenus to which all of the above elements belong has the following characters: herbs and subshrubs; leaf blades trinervate to subpinnate, without obvious glandular punctations; involucre eximbricate with bicostate bracts; corollas usually with long narrow basal tubes, usually with hairs on outer surface of lobes, rarely with a few

long-stalked glands or glabrous; cells on inner surface of corolla lobes and on style appendages densely long-projecting; achenes without glands; carpodium cylindrical with mostly elongate cells; and pappus bristles easily deciduous.

Reports of chromosome numbers indicate that subgenus *Ageratina* has a base of  $x = 17$ . Variation is found in a number of the individual species, but is particularly common in *A. bustamenta* (= *A. aschenborniana*), which has been reported as  $n = \text{ca. } 16, 17, 18, \text{ ca. } 20, 20 \pm 2n$ , and recently as  $2n = 20$  and ca. 70, (Grashoff et al., 1972) and ca. 10 (R. King et al., 1976). Polyploidy occurs in the subgenus, for example  $2n = 48$  in *A. riparia*,  $2n = 51$  in *A. adenophora* and *A. pazcuarensis*,  $n = 30-34$  in *A. pichinchensis*,  $2n = 68$ , in *A. muelleri*, and  $2n = 51$  and over 80 in *A. rothrockii*. Some of these represent triploids reproducing by apomixis. Meiotic irregularities accompanying apomixis are evidenced by the presence of modified Type II pollen in some species. For additional reports see R. King et al. (1976).

Two species of the subgenus *Ageratina* are widely introduced weeds, *A. adenophora* and *A. riparia*, and both appear to be triploid apomicts. They have become troublesome in places such as Australia (Everist, 1974) and Hawaii. Both species have been studied extensively in Hawaii and Mexico by William Rose and others for the purposes of biological control, with the discovery of specific gall-forming Tephritids of the genus *Procecidochares* (Steyskal, 1974).

The natural distribution of the subgenus *Ageratina* is concentrated in Mexico, Central America, and the Andes of South America with a few eastern extensions to the eastern United States, the West Indies, and in one species to southern Brazil.

The subgenus *Klattiella* R. King & H. Robinson, Phytologia 19: 218. 1970. Type: *Eupatorium anisochromum* Klatt, is characterized by the plants being shrubs; the leaf blades pinnately to weakly trinervately veined; the involucre eximbricate without prominent costae; the corollas with a very narrow basal tube which is distinctly pubescent, with the lobes as long as or longer than the throat, the lobes with broad low mamillae on inner surface, with glands on outer surface; the style appendages strongly papillose; the achenes with glands and setulae; the carpodia rather shortly rounded with quadrate to short-oblong cells; and the pappus persistent. The chromosome number is  $x = 17$ . The subgenus consists primarily of the Central American type species, but the Cuban *A. paucibracteata* seems to be a thoroughly distinct related species.

The subgenus *Neogreenella* R. King & H. Robinson, Phytologia 19: 218. 1970. Type: *Eupatorium wrightii* A. Gray, is characterized by the plants being mostly shrubs, rarely perennial herbs or vines with leaf blades trinervate to pinnate; the involucre eximbricate, without prominent

costae; the corollas with the basal tube rarely very narrow; the lobes shorter than the throat, with the inner surface densely papillose, the outer surface with glands or hairs or glabrous; the style appendages strongly papillose; the achenes with glands or setulae; the carpopodium shortly rounded with the cells mostly quadrate; and the pappus bristles rather persistent. The chromosome number is  $x = 17$ , with comparatively few variations. Polyploidy has been reported in *A. cardiophylla* at  $n = \text{ca. } 68$  (Grashoff et al., 1972).

The subgenus *Neogreenella* is distributed almost entirely in Mexico and the southwestern United States with a few species extending as far south as Costa Rica, and east into the Greater Antilles. South American species originally placed in the subgenus by King and Robinson (1970b) have subsequently been transferred to the subgenera *Andinia* and *Apoda* (King & Robinson, 1978a). A few Mexican members of subgenus *Ageratina*, including *A. ixiocladon*, *A. kupperi*, and *A. lasia*, were originally misplaced in the subgenus *Neogreenella* by error.

The subgenus *Andinia* R. King & H. Robinson, *Phytologia* 38: 324. 1978. Type: *Eupatorium exerto-venosum* Klatt, consists of shrubs with leaf blades mostly coriaceous, with pinnate venation, sometimes with more prominent veins near base; the involucre weakly subimbricate; the corollas with the basal tube not narrow, the outer surface with glands or glabrous; the lobes shorter than the throat with the inner surface densely papillose; the style appendages strongly papillose; the achenes with glands, sometimes with short setulae; the carpopodium shortly rounded with cells mostly quadrate; and the pappus bristles rather persistent. The chromosome numbers are  $n = \text{ca. } 40$  and  $42$ , and are probably based ultimately on  $20$  (R. King et al., 1976).

The subgenus *Andinia* is the predominant element of the genus in the northern Andes, often forming large populations. The species were originally included in the subgenus *Neogreenella* (King & Robinson, 1970b), but the texture of the leaves, the imbrication of the involucre, the chromosome numbers, and the geographical distribution all indicate a significant separate group.

The subgenus *Apoda* R. King & H. Robinson, *Phytologia* 38: 325. 1978. Type: *Eupatorium pentlandianum* DC., consists of subshrubs with leaf blades trinervately veined; the involucre weakly subimbricate; the corollas with the basal tube not narrow, the outer surface with glands; the lobes shorter than the throat with the inner surface weakly papillose; the style base not enlarged; the style appendages with short pointed papillae; the achenes with glands; the carpopodia shortly rounded with mostly quadrate cells; and the pappus bristles rather persistent. The chromosome number is unknown.

The subgenus *Apoda* is restricted to Peru and adjacent Bolivia, mostly to the south of the range of subgenus *Andinia*. The subgenus is unique in *Ageratina* by the lack

of an enlargement on the base of the style, and is immediately distinguishable from the closely associated subgenus *Andinia* by its distinctly trinervate leaves.

The chemistry of *Ageratina* is rather diverse, showing numerous benzofurans, chromenes, flavonoids, polyacetylenes, thymol derivatives, sesquiterpenes of three types, diterpenes, and triterpenoids (Dominguez, 1977). A small quantity of pyrrolizidine alkaloid has been isolated from *A. adenophora* by L. J. Webb (Everist, 1974) confirming the presence of this distinctive group in divergent elements of the Eupatorieae. Many of the chemicals are types common in the Eupatorieae and Asteraceae, but a few deserve special mention.

Although benzofurans are common in the Eupatorieae, it is in *Ageratina altissima* that their effects are best known. The plants were common in the newly cleared pastures of the early nineteenth century, and the various benzofurans such as tremetone and toxol caused trembling disease in the cattle and were transmitted to humans through milk. The poisoned milk apparently caused many deaths including that of the mother of Abraham Lincoln (Hass, 1970).

Among the polyacetylenes, pentayne is common, representing a basic pathway in the tribe. Reports in *Ageratina* include *A. altissima* and *A. exertovenosa* (Bohlmann et al., 1973). The only example of a thiophene in the tribe outside of *Mikania* is from *Ageratina glabrata* (Bohlmann et al., 1977b).

Various sesquiterpenes include acyclic forms from *Ageratina bustamenta* (as *A. aschenborniana*, Bohlmann & Fiedler, 1978), cadinene derivatives from *A. adenophora* (Bohlmann & Gupta, 1981), and the common germacrane D in both of the preceding. As might be expected, the sesquiterpene lactones have been reported from members of the subgenus *Neogreenella*, *A. glabrata*, *A. ligustrina*, and *A. petiolaris* (Seaman, 1982) which have distinct glandular punctations on the leaves, but are not reported from members of the subgenus *Ageratina* which lacks such glands.

Chemicals of unspecified nature, according to Weberbauer (B. Robinson, 1919b), are extracted from the fresh roots of *A. sternbergiana* in Peru, and employed as an abortive. Also a tea from leaves is used for kidney and bladder troubles.

Many keys are available for members of the genus *Ageratina* as a result of the fact that the genus constitutes most members that have been placed in the *Eupatorium* section *eximbricata* in earlier treatments to Mexico (B. Robinson, 1926b), Colombia (B. Robinson, 1918b), Venezuela and Ecuador (B. Robinson, 1918c), Peru (B. Robinson, 1919b), and Bolivia (B. Robinson, 1920b). The *Eupatorium bellidifolium* group was revised under the old generic concept by Grashoff and Beaman (1969a). Treatments under the name *Ageratina* include the species of eastern North America (Clewel & Wooten, 1971), Costa Rica (King & Robinson, 1972u), and Panama (King & Robinson, 1975y).

Since the reestablishment of the genus *Ageratina* (King & Robinson 1970b), various new species have been described by Adams (1971), McVaugh (1972), and Turner (1977) under *Eupatorium* and these have been transferred and other species described in the genus in various papers by King and Robinson (1972u, 1974k, 1975b, 1977b, 1977d, 1978a).

The name *Ageratina* is a diminutive form of *Ageratum*. The name, unfortunately, approximates in its form the name of the subtribe Ageratinae, creating a possible source of confusion between the two totally different groups. Of the synonyms, *Batschia* honors August Johann Georg Carl Batsch, 1761–1802, while the sources of the names *Kyrstenia* and *Mallinoa* are not known.

The genus *Ageratina* O. Hoffmann is a totally different entity belonging to the tribe Vernonieae. This later homonym has subsequently been renamed *Ageratinastrum* Mattfeld.

The following five subgenera and 248 species are recognized in the genus:

#### Subgenus *Ageratina*

- Ageratina adenophora* (Sprenzel) R. King & H. Robinson, Mexico, adventive in California, West Indies, South America, Portugal, Pacific Islands, Australia.
- Ageratina allenii* (Standley) R. King & H. Robinson, Costa Rica.
- Ageratina almedae* R. King & H. Robinson, Costa Rica.
- Ageratina altissima* (L.) R. King & H. Robinson, E United States, E Canada.
- Ageratina amblyolepis* (B. Robinson) R. King & H. Robinson, Mexico.
- Ageratina anchistea* (Grashoff & Beaman) R. King & H. Robinson, Guatemala, Honduras.
- Ageratina apollinairei* (B. Robinson) R. King & H. Robinson, Colombia.
- Ageratina aristeguietii* R. King & H. Robinson, Venezuela.
- Ageratina aromatica* (L.) Spach, E United States.
- Ageratina arsenei* (B. Robinson) R. King & H. Robinson, Mexico.
- Ageratina articulata* (Schultz-Bip. ex Hieron.) R. King & H. Robinson, Colombia, Venezuela, Ecuador, Peru.
- Ageratina atrocordata* (B. Robinson) R. King & H. Robinson, Mexico, Guatemala.
- Ageratina austin-smithii* R. King & H. Robinson, Costa Rica.
- Ageratina azangaroensis* (Schultz-Bip. ex Wedd.) R. King & H. Robinson, Ecuador, Peru, Bolivia.
- Ageratina badia* (Klatt) R. King & H. Robinson, Costa Rica.
- Ageratina barbensis* R. King & H. Robinson, Costa Rica.
- Ageratina bellidifolia* (Benth.) R. King & H. Robinson, Mexico.
- Ageratina bishopii* R. King & H. Robinson, Peru.
- Ageratina burgeri* R. King & H. Robinson, Costa Rica.
- Ageratina bustamenta* (DC.) R. King & H. Robinson, Mexico, Central America to Panama.
- Ageratina calderillensis* (Hieron.) R. King & H. Robinson, Bolivia.
- Ageratina camachensis* (Hieron.) R. King & H. Robinson, Bolivia.
- Ageratina carmonis* (Standley & Steyerm.) R. King & H. Robinson, Mexico, Guatemala.
- Ageratina cartagoensis* R. King & H. Robinson, Costa Rica.
- Ageratina chiriquensis* (B. Robinson) R. King & H. Robinson, Panama.
- Ageratina choriccephala* (B. Robinson) R. King & H. Robinson, Mexico.
- Ageratina choriccephaloides* (B. Robinson) R. King & H. Robinson, Peru.
- Ageratina ciliata* (Less.) R. King & H. Robinson, Mexico.
- Ageratina contigua* R. King & H. Robinson, Costa Rica.
- Ageratina corylifolia* (Griseb.) R. King & H. Robinson, Cuba.
- Ageratina costaricensis* R. King & H. Robinson, Costa Rica.
- Ageratina croatii* R. King & H. Robinson, Panama.
- Ageratina cuencana* (B. Robinson) R. King & H. Robinson, Ecuador.
- Ageratina cutervensis* (Hieron.) R. King & H. Robinson, Peru.
- Ageratina dasyneura* (B. Robinson) R. King & H. Robinson, Colombia.
- Ageratina davidsei* R. King & H. Robinson, Colombia.
- Ageratina diversipila* R. King & H. Robinson, Costa Rica.
- Ageratina dolichobasis* (McVaugh) R. King & H. Robinson, Mexico.
- Ageratina enixa* (B. Robinson) R. King & H. Robinson, Mexico.
- Ageratina funkii* (B. Robinson) R. King & H. Robinson, Colombia.
- Ageratina geminata* (McVaugh) R. King & H. Robinson, Mexico.
- Ageratina gilbertii* (B. Robinson) R. King & H. Robinson, Peru.
- Ageratina glabrata* (H.B.K.) R. King & H. Robinson, Mexico.
- Ageratina glandulifera* (Hieron.) R. King & H. Robinson, Ecuador.
- Ageratina glechonophylla* (B. Robinson) R. King & H. Robinson, Chile, Peru, Ecuador?
- Ageratina gracilenta* (B. Robinson) R. King & H. Robinson, Peru.
- Ageratina gracilis* (H.B.K.) R. King & H. Robinson, Colombia, Venezuela, Ecuador.
- Ageratina grandifolia* (Regel) R. King & H. Robinson, Mexico.
- Ageratina helenae* R. King & H. Robinson, Guatemala.
- Ageratina hintonii* R. King & H. Robinson, Mexico.
- Ageratina ibaguensis* (Schultz-Bip. ex Hieron.) R. King & H. Robinson, Colombia, Venezuela.
- Ageratina infernillensis* R. King & H. Robinson, Peru.
- Ageratina iodotricha* (B. Robinson) R. King & H. Robinson, Ecuador.
- Ageratina isolepis* (B. Robinson) R. King & H. Robinson, Mexico.
- Ageratina ixiocladon* (Benth. ex Oersted) R. King & H. Robinson, Costa Rica, Panama.
- Ageratina jucunda* (E. Greene) Clewell & Wooten, SE United States.
- Ageratina kupperi* (Suesseng.) R. King & H. Robinson, Costa Rica.
- Ageratina lasia* (B. Robinson) R. King & H. Robinson, Mexico.
- Ageratina lemmonii* (B. Robinson) R. King & H. Robinson, Mexico.
- Ageratina lobulifera* (B. Robinson) R. King & H. Robinson, Peru.
- Ageratina lorentzii* (Hieron.) R. King & H. Robinson, Argentina.
- Ageratina luciae-brauniae* (Fern.) R. King & H. Robinson, Kentucky.
- Ageratina malacolepis* (B. Robinson) R. King & H. Robinson, Mexico.
- Ageratina mariarum* (B. Robinson) R. King & H. Robinson, Mexico.
- Ageratina modesta* (Kunth) R. King & H. Robinson, Mexico.
- Ageratina molinae* R. King & H. Robinson, Honduras, El Salvador, Costa Rica, Panama.

*Ageratina muelleri* (Schultz-Bip. ex Klatt) R. King & H. Robinson, Mexico, Honduras.  
*Ageratina multiserrata* (Schultz-Bip.) R. King & H. Robinson, Mexico.  
*Ageratina nelsonii* R. King & H. Robinson, Mexico.  
*Ageratina nesomii* B. Turner, Mexico.  
*Ageratina oligocephala* (DC.) R. King & H. Robinson, Mexico.  
*Ageratina pacifica* (B. Robinson in I. M. Johnston) R. King & H. Robinson, Mexico.  
*Ageratina pampalcensis* (B. Robinson) R. King & H. Robinson, Peru.  
*Ageratina paupercula* (A. Gray) R. King & H. Robinson, Arizona, Mexico.  
*Ageratina pazcuarensis* (H.B.K.) R. King & H. Robinson, Mexico, Guatemala.  
*Ageratina peracuminata* R. King & H. Robinson, Mexico.  
*Ageratina photina* (B. Robinson) R. King & H. Robinson, Mexico.  
*Ageratina pichinchensis* (H.B.K.) R. King & H. Robinson, Colombia, Ecuador, Peru.  
*Ageratina proba* (N. E. Br.) R. King & H. Robinson, Peru.  
*Ageratina prunellaefolia* (H.B.K.) R. King & H. Robinson, Mexico, Guatemala, Ecuador.  
*Ageratina psilodora* (B. Robinson) R. King & H. Robinson, Colombia.  
*Ageratina purpusii* (Brandege) R. King & H. Robinson, Baja California.  
*Ageratina ramonensis* (B. Robinson) R. King & H. Robinson, Mexico.  
*Ageratina remyana* (Philippi) R. King & H. Robinson, Chile.  
*Ageratina repens* (B. Robinson) R. King & H. Robinson, Mexico.  
*Ageratina rhodopappa* (B. Robinson) R. King & H. Robinson, Colombia.  
*Ageratina rhyodes* (B. Robinson) R. King & H. Robinson, Ecuador.  
*Ageratina rhytidodes* (B. Robinson) R. King & H. Robinson, Peru.  
*Ageratina riparia* (Regel) R. King & H. Robinson, Mexico, adventive in West Indies, Peru, Ceylon, Pacific Islands, Australia.  
*Ageratina rivalis* (Greenman) R. King & H. Robinson, Mexico.  
*Ageratina roraimensis* (N. E. Br.) R. King & H. Robinson, Guyana, Venezuela.  
*Ageratina rothrockii* (A. Gray) R. King & H. Robinson, Arizona, New Mexico, W Texas, N Mexico.  
*Ageratina rufa* (E. Greene) R. King & H. Robinson, Mexico.  
*Ageratina salicifolia* R. King & H. Robinson, Mexico.  
*Ageratina schaffneri* (Schultz-Bip. ex B. Robinson) R. King & H. Robinson, Mexico.  
*Ageratina scopulorum* (Wedd.) R. King & H. Robinson, Peru, Bolivia.  
*Ageratina sinaloensis* R. King & H. Robinson, Mexico.  
*Ageratina skutchii* (B. Robinson) R. King & H. Robinson, Mexico, Guatemala.  
*Ageratina sodiroi* (Hieron.) R. King & H. Robinson, Ecuador.  
*Ageratina sotarensis* (Hieron.) R. King & H. Robinson, Colombia.  
*Ageratina standleyi* R. King & H. Robinson, Costa Rica.  
*Ageratina sternbergiana* (DC.) R. King & H. Robinson, Peru, Bolivia.  
*Ageratina subcordata* (Benth. ex Oersted) R. King & H. Robinson, Costa Rica.  
*Ageratina subglabra* R. King & H. Robinson, Costa Rica.

*Ageratina tambillensis* (Hieron.) R. King & H. Robinson, Peru.  
*Ageratina tarmensis* (B. Robinson) R. King & H. Robinson, Peru.  
*Ageratina tenuis* (R. E. Fries) R. King & H. Robinson, Argentina.  
*Ageratina tonduzii* (Klatt) R. King & H. Robinson, Costa Rica.  
*Ageratina trapezoidea* (Kunth) R. King & H. Robinson, Mexico.  
*Ageratina vallincola* (DC.) R. King & H. Robinson, Peru.  
*Ageratina viscosissima* (Rolfe) R. King & H. Robinson, Mexico.  
*Ageratina whitei* R. King & H. Robinson, Panama.  
*Ageratina zinniifolia* (B. Robinson) R. King & H. Robinson, Colombia.  
*Ageratina zunilana* (Standley & Steyer.) R. King & H. Robinson, Guatemala.

#### Subgenus *Klattiella*

*Ageratina anisochroma* (Klatt) R. King & H. Robinson, Nicaragua, Costa Rica, Panama.  
*Ageratina paucibracteata* (Alain) R. King & H. Robinson, Cuba.

#### Subgenus *Neogreenella*

*Ageratina acutidentata* (B. Robinson) R. King & H. Robinson, Mexico.  
*Ageratina adenachaenia* (Schultz-Bip. ex Klatt) R. King & H. Robinson, Mexico.  
*Ageratina aegiophylla* (B. Robinson) R. King & H. Robinson, Mexico.  
*Ageratina betulaeifolia* (E. Greene) R. King & H. Robinson, Mexico.  
*Ageratina blepharilepis* (Schultz-Bip.) R. King & H. Robinson, Mexico.  
*Ageratina brandegeana* (B. Robinson) R. King & H. Robinson, Mexico.  
*Ageratina breedlovei* R. King & H. Robinson, Mexico.  
*Ageratina brevipes* (DC.) R. King & H. Robinson, Mexico.  
*Ageratina caeciliae* (B. Robinson) R. King & H. Robinson, Guatemala.  
*Ageratina calaminthaefolia* (H.B.K.) R. King & H. Robinson, Mexico.  
*Ageratina calophylla* (B. Robinson) R. King & H. Robinson, Mexico.  
*Ageratina campyloclada* (B. Robinson) R. King & H. Robinson, Mexico.  
*Ageratina cardiophylla* (B. Robinson) R. King & H. Robinson, Mexico.  
*Ageratina cerifera* (McVaugh) R. King & H. Robinson, Mexico.  
*Ageratina collodes* (B. Robinson & Greenman) R. King & H. Robinson, Mexico.  
*Ageratina contorta* (C. Adams) R. King & H. Robinson, Jamaica.  
*Ageratina cremasta* (B. Robinson) R. King & H. Robinson, Mexico.  
*Ageratina crenaea* (B. Robinson) R. King & H. Robinson, Mexico.  
*Ageratina cronquistii* R. King & H. Robinson, Mexico.  
*Ageratina cylindrica* (McVaugh) R. King & H. Robinson, Mexico.  
*Ageratina deltoidea* (N. J. Jacquin) R. King & H. Robinson, Mexico.  
*Ageratina desquamans* (B. Robinson) R. King & H. Robinson, Mexico.  
*Ageratina dictyoneura* (Urban) R. King & H. Robinson, Haiti.  
*Ageratina durangensis* (B. Robinson) R. King & H. Robinson, Mexico.

*Ageratina ernstii* R. King & H. Robinson, Mexico.  
*Ageratina espinosarum* (A. Gray) R. King & H. Robinson, Mexico.  
*Ageratina etlensis* (B. Robinson) R. King & H. Robinson, Mexico.  
*Ageratina flourensifolia* (B. Turner) R. King & H. Robinson, Mexico.  
*Ageratina glauca* (Schultz-Bip. ex Klatt) R. King & H. Robinson, Mexico.  
*Ageratina glichra* (B. Robinson) R. King & H. Robinson, Mexico.  
*Ageratina gonzalezorum* B. Turner, Mexico.  
*Ageratina gypsophila* B. Turner, Mexico.  
*Ageratina halbertiana* (McVaugh) R. King & H. Robinson, Mexico.  
*Ageratina hartii* (Urban) R. King & H. Robinson, Jamaica.  
*Ageratina havanensis* (H.B.K.) R. King & H. Robinson, Texas, Mexico, West Indies.  
*Ageratina hebes* (B. Robinson) R. King & H. Robinson, Mexico.  
*Ageratina hederifolia* (A. Gray) R. King & H. Robinson, Mexico.  
*Ageratina herbacea* (A. Gray) R. King & H. Robinson, SW United States.  
*Ageratina hidalgensis* (B. Robinson) R. King & H. Robinson, Mexico.  
*Ageratina hyssopina* (A. Gray) R. King & H. Robinson, Mexico.  
*Ageratina illita* (Urban) R. King & H. Robinson, Dominican Republic.  
*Ageratina intercostulata* (B. Robinson) R. King & H. Robinson, Colombia.  
*Ageratina intibucensis* R. King & H. Robinson, Honduras.  
*Ageratina irrasa* (B. Robinson) R. King & H. Robinson, Mexico.  
*Ageratina lasioneura* (Hook. & Arn.) R. King & H. Robinson, Mexico.  
*Ageratina leptodictyon* (A. Gray) R. King & H. Robinson, Mexico.  
*Ageratina liebmannii* (Schultz-Bip. ex Klatt) R. King & H. Robinson, Mexico.  
*Ageratina ligustrina* (DC.) R. King & H. Robinson, Mexico, Guatemala, El Salvador, Costa Rica.  
*Ageratina loeseneri* (B. Robinson) R. King & H. Robinson, Mexico.  
*Ageratina lucida* (Ortega) R. King & H. Robinson, Mexico.  
*Ageratina macvaughii* R. King & H. Robinson, Mexico.  
*Ageratina mairetiana* (DC.) R. King & H. Robinson, Mexico.  
*Ageratina miquihuana* (B. Turner) R. King & H. Robinson, Mexico.  
*Ageratina mortoniana* (Alain) R. King & H. Robinson, Cuba.  
*Ageratina mygindaefolia* (A. Gray) R. King & H. Robinson, Mexico.  
*Ageratina oaxacana* (Klatt) R. King & H. Robinson, Mexico.  
*Ageratina occidentalis* (Hook.) R. King & H. Robinson, W United States.  
*Ageratina ovilla* (Standley & Steyerf.) R. King & H. Robinson, Mexico, Guatemala.  
*Ageratina pachypoda* (B. Robinson) R. King & H. Robinson, Mexico.  
*Ageratina pelotropha* (B. Robinson) R. King & H. Robinson, Mexico.  
*Ageratina petiolaris* (Mociño & Sessé ex DC.) R. King & H. Robinson, Mexico.  
*Ageratina plethadenia* (Standley & Steyerf.) R. King & H. Robinson, Guatemala.

*Ageratina porriginosa* (B. Robinson) R. King & H. Robinson, Mexico.  
*Ageratina pringlei* (B. Robinson & Greenman) R. King & H. Robinson, Mexico.  
*Ageratina prionobia* (B. Robinson) R. King & H. Robinson, Mexico.  
*Ageratina resiniflua* (Urban) R. King & H. Robinson, Puerto Rico.  
*Ageratina reticulifera* (Standley & L. O. Williams) R. King & H. Robinson, Costa Rica.  
*Ageratina rhodopoda* (B. Robinson) R. King & H. Robinson, Mexico.  
*Ageratina rhomboidea* (H.B.K.) R. King & H. Robinson, Mexico.  
*Ageratina rollinsii* B. Turner, Mexico.  
*Ageratina rubricaulis* (H.B.K.) R. King & H. Robinson, Mexico.  
*Ageratina rupicola* (B. Robinson & Greenman) R. King & H. Robinson, Mexico.  
*Ageratina saltillensis* (B. Robinson) R. King & H. Robinson, Mexico.  
*Ageratina salvadorensis* R. King & H. Robinson, El Salvador.  
*Ageratina scorodonioides* (A. Gray) R. King & H. Robinson, Mexico.  
*Ageratina shastensis* (D. W. Taylor & Stebb.) R. King & H. Robinson, California.  
*Ageratina stricta* (A. Gray) R. King & H. Robinson, Mexico.  
*Ageratina subinclusa* (Klatt) R. King & H. Robinson, Mexico, Guatemala.  
*Ageratina subintegra* (E. Greene) R. King & H. Robinson, Mexico.  
*Ageratina tetragona* (Schrader) R. King & H. Robinson, Mexico.  
*Ageratina thyrsoflora* (E. Greene) R. King & H. Robinson, Mexico.  
*Ageratina tomentella* (Schrader) R. King & H. Robinson, Mexico.  
*Ageratina triniona* (McVaugh) R. King & H. Robinson, Mexico.  
*Ageratina tristis* (DC.) R. King & H. Robinson, Jamaica.  
*Ageratina urbanii* (E. Ekman ex Urban) R. King & H. Robinson, Haiti.  
*Ageratina venulosa* (A. Gray) R. King & H. Robinson, Mexico.  
*Ageratina vernalis* (Vatke & Kurtz) R. King & H. Robinson, Mexico, Guatemala.  
*Ageratina vernicosa* (Schultz-Bip. ex Greenman) R. King & H. Robinson, Mexico.  
*Ageratina viburnoides* (DC.) R. King & H. Robinson, Mexico.  
*Ageratina wrightii* (A. Gray) R. King & H. Robinson, SW United States, Mexico.

Subgenus *Andinia*

*Ageratina ampla* (Benth.) R. King & H. Robinson, Colombia.  
*Ageratina arbutifolia* (Benth.) R. King & H. Robinson, Colombia.  
*Ageratina aristei* (B. Robinson) R. King & H. Robinson, Colombia.  
*Ageratina asclepiadea* (L.f.) R. King & H. Robinson, Colombia.  
*Ageratina baccharoides* (H.B.K.) R. King & H. Robinson, Colombia.  
*Ageratina barclayae* R. King & H. Robinson, Colombia.  
*Ageratina boekei* R. King & H. Robinson, Peru.  
*Ageratina boyacensis* R. King & H. Robinson, Colombia.  
*Ageratina chachapoyasensis* (Cuatrec.) R. King & H. Robinson, Peru.  
*Ageratina crassiceps* (B. Robinson) R. King & H. Robinson, Colombia.

*Ageratina cuatrecasatii* R. King & H. Robinson, Colombia.  
*Ageratina dendroides* (Sprengel) R. King & H. Robinson, Ecuador.  
*Ageratina elegans* (H.B.K.) R. King & H. Robinson Colombia.  
*Ageratina exserto-venosa* (Klatt) R. King & H. Robinson, Ecuador, Peru.  
*Ageratina fastigiata* (H.B.K.) R. King & H. Robinson, Colombia.  
*Ageratina flaviseta* (B. Robinson) R. King & H. Robinson, Colombia.  
*Ageratina gloeoclada* (B. Robinson) R. King & H. Robinson, Bolivia.  
*Ageratina glyptophlebia* (B. Robinson) R. King & H. Robinson, Colombia.  
*Ageratina gynoxoides* (Wedd.) R. King & H. Robinson, Colombia.  
*Ageratina jahnii* (B. Robinson) R. King & H. Robinson, Venezuela.  
*Ageratina latipes* (Benth.) R. King & H. Robinson, Colombia.  
*Ageratina lopez-mirandae* R. King & H. Robinson, Peru.  
*Ageratina macbridei* (B. Robinson) R. King & H. Robinson, Peru.  
*Ageratina mutiscuensis* (B. Robinson) R. King & H. Robinson, Colombia.  
*Ageratina neriiifolia* (B. Robinson) R. King & H. Robinson, Venezuela.  
*Ageratina ocanensis* (B. Robinson) R. King & H. Robinson, Colombia.  
*Ageratina paramensis* (Aristeg.) R. King & H. Robinson, Venezuela.

*Ageratina piurae* (B. Robinson) R. King & H. Robinson, Peru.  
*Ageratina popayanensis* (Hieron.) R. King & H. Robinson, Colombia.  
*Ageratina prunifolia* (H.B.K.) R. King & H. Robinson, Ecuador.  
*Ageratina pseudochilca* (Benth.) R. King & H. Robinson, Ecuador.  
*Ageratina subferruginea* (B. Robinson) R. King & H. Robinson, Peru.  
*Ageratina theaeifolia* (Benth.) R. King & H. Robinson, Colombia, Venezuela.  
*Ageratina tinifolia* (H.B.K.) R. King & H. Robinson, Colombia, Venezuela.  
*Ageratina vacciniaefolia* (Benth.) R. King & H. Robinson, Colombia.  
*Ageratina viscosa* (H.B.K.) R. King & H. Robinson, Colombia.  
*Ageratina wurdackii* R. King & H. Robinson, Peru.

#### Subgenus *Apoda*

*Ageratina cuzcoensis* (Hieron.) R. King & H. Robinson, Peru.  
*Ageratina dombeyana* (DC.) R. King & H. Robinson, Peru.  
*Ageratina pentlandiana* (DC.) R. King & H. Robinson, Peru, Bolivia.  
*Ageratina simulans* (B. Robinson) R. King & H. Robinson, Peru.  
*Ageratina stictophylla* (B. Robinson) R. King & H. Robinson, Peru.

### 170. *Oxylobus*

*Oxylobus* (Mociño ex DC.) A. Gray, Proc. Amer. Acad. Arts 15: 25. 1879.

*Phania* section *Oxylobus* Mociño ex DC., Prodr. 5: 115. 1836. TYPE: *Ageratum arbutifolium* H.B.K. [= *Oxylobus arbutifolius* (H.B.K.) A. Gray].

Decumbent *herbs* to low *shrubs*, moderately to densely branched. *Stems* terete, striated. *Leaves* opposite, short-petiolate; blades small, ovate to oblong, margins crenate to subentire, venation trinervate, surface usually with glandular punctations. *Inflorescence* laxly to densely corymbose to subcymose; pedicels moderately long. *Involucral bracts* ca. 10–15, eximbricate, in 2–3 series, mostly subequal, spreading at maturity; receptacle slightly convex, epaleaceous, glabrous. *Florets* 20–75 in a head; corollas white or pink, with a long narrow basal tube and a narrowly campanulate limb, cells of throat elongate with sinuous lateral walls; lobes triangular, longer than wide, inner surface densely papillose, outer surface smooth with stalked glands or glabrous; anther collar cylindrical, elongate, composed of numerous subquadrate cells, cell walls with few or no annular thickenings; anther appendage large, ovate, longer than wide; style base enlarged, glabrous; style branches linear, densely long-papillose with strongly projecting cells on lateral and outer surfaces. *Achenes* fusiform, 5-ribbed, bearing short setulae; carpopodium distinct, often stipitate, shortly rounded, composed of short and subquadrate cells in many tiers, cell walls thin with beaded thickenings; pappus of a few short laciniate persistent squamellae, apical cells of pappus squamellae sharply acute. *Pollen grains* ca. 25  $\mu\text{m}$  in diameter. Chromosome number  $x = 16$ . Plate 170.

The members of the genus *Oxylobus* have usually been placed in or near the genera *Ageratum* or *Phania* in the traditional treatments of the Eupatorieae, a position based on the reduced form of pappus. B. Robinson (1913a), in his summary of the traditional generic concepts of the tribe, distinguished *Oxylobus* from *Ageratum* by the subfiliform basal tubes and ampliate limbs of its corollas, and

its subcoriaceous leaves. The suffruticose habit was also mentioned. The two genera *Ageratum* and *Phania* are close relatives to each other, but are thoroughly distinct from *Oxylobus*, having conical receptacles, strongly annulated cell walls in the anther collars, roughened outer surfaces of the corolla lobes, unusually obvious recessed glandular punctations on the leaf undersurfaces, and a



PLATE 170. *Oxylobus arbutifolius* (H.B.K.) A. Gray.—A. Habit,  $\times \frac{2}{3}$ .—B. Head,  $\times 8$ .—C. Corolla showing anthers,  $\times 15$ .—D. Style,  $\times 15$ .—E. Achene,  $\times 15$ .

basic chromosome number of  $x = 10$ . The two belong to the subtribe Ageratinae as presently delimited.

The position of *Oxylobus* was first properly recognized in the present series of studies during the revision of the

generic limits of *Ageratina* (King & Robinson, 1970b). A subtribe Oxylobinae was formally established by King and Robinson (1978a) for the generic series. *Oxylobus* is particularly close to *Ageratina*, having the same densely pa-

pillose inner surfaces and smooth outer surfaces of the corolla lobes, the same enlarged base on the style, and the same form of long anther collar with numerous subquadrate scarcely ornamented cells. *Oxylobus* differs primarily by the short squamiform pappus, with shorter and usually broader segments than any of the somewhat shortened forms in *Ageratina* subgenus *Neogreenella*. The carpodium is distinct and the pappus persistent, unlike the related genus *Piptothrix*, and the heads have no paleae as in *Jaliscoa*, two other closely related genera with sometimes defective pappus.

Not only is *Oxylobus* closely related to *Ageratina*, but the habit, including the form of the leaves, the form of the carpodium, and the presence of sesquiterpene lactones (Bohlmann et al., 1980b) are all features shared with *Ageratina* subgenus *Neogreenella* which occurs in much of the same area. They are different from the subgenus *Ageratina*. A position close to subgenus *Neogreenella* is not certain, however, since the corollas have slender basal tubes as in the subgenus *Ageratina*, and the glands containing the sesquiterpene lactones tend to be stalked and protuberant rather than punctate. It also seems notable that *Oxylobus* has one species *O. glanduliferus*, which extends its range from Mexico south to Colombia and Venezuela, exceeding the range of the subgenus *Neogreenella* which does not reach South America.

The chromosome number of *Oxylobus*, as seen in four of the species, is  $x = 16$  (R. King et al., 1976). The number tends to confirm the relationship to *Ageratina* but is consistently different from the  $x = 17$  that is basic to most of the latter genus. The lower number of *Oxylobus* is easily

derived from that in *Ageratina*, but the derivation is sufficiently matured to stabilize at a level below that in any other stable element counted in the subtribe.

Paray (1958) described a species, *Oxylobus macrocephalus*, which has a habit similar to members of the genus. The latter species, however, has structural details of the subtribe Ageratinae close to the genus *Carphochaete*, and has been transferred to the genus *Revealia* (King & Robinson, 1976a, 1976d).

Keys to most of the species of *Oxylobus* can be found in the revision by B. Robinson (1913b) and the treatment of the Mexican species by Blake (1926). Three of the species are also treated for Guatemala by Williams (1976). Distinctions of the only species not in any keys, *O. subglabrus* of Oaxaca, Mexico, are given by King and Robinson (1974a).

The name *Oxylobus* apparently refers to the sharply pointed lobes of the corolla. The corolla lobes in *Oxylobus* and most related members of the Oxylobinae are distinct from those of *Ageratum* and *Phania* by being clearly longer than wide.

The following five species are recognized in the genus:

- Oxylobus adscendens* (Schultz-Bip.) B. Robinson & Greenman in B. Robinson, Mexico, Guatemala.
- Oxylobus arbutifolius* (H.B.K.) A. Gray, Mexico, Guatemala.
- Oxylobus glanduliferus* (Schultz-Bip. ex Benth. & Hook. f.) A. Gray, Mexico, Guatemala, Colombia, Venezuela.
- Oxylobus oaxacanus* S. F. Blake, Mexico.
- Oxylobus subglabrus* R. King & H. Robinson, Mexico.

## 171. *Piptothrix*

*Piptothrix* A. Gray, Proc. Amer. Acad. Arts 21: 383. 1886. TYPE: *Piptothrix palmeri* A. Gray.

Erect herbs or weak shrubs, sparingly branched. Stems terete, not or scarcely striated, glabrous to puberulous or hirtellous. Leaves opposite, rarely subopposite, subsessile to short petiolate; blades ovate to narrowly ovate, bases rounded to obtuse, rather abrupt, margins serrulate to serrate, apex narrowly acute to acuminate, trinervate from or near base, often with minute reticulum of prominulous veinlets, with or without minute glandular punctations. Inflorescence a thyrsoid panicle with rather densely corymbose branches; pedicels mostly short. Involucral bracts ca. 7–15, eximbricate, in 2 equal to subequal series, persistent, spreading at maturity; receptacle slightly convex, epaleaceous, glabrous to spinose. Florets 7–18 in a head; corollas white, with narrow basal tube and funnellform to slightly campanulate limb, outer surface glabrous; cells of throat elongate with sinuous lateral walls; lobes triangular, ca. 1.5–2 times as long as wide, inner surface mamillous to nearly smooth, outer surface smooth; anther collar cylindrical, narrow, composed of numerous subquadrate cells below, elongate cells above, cell walls with little or no ornate thickening; anther appendage large, ovate or oblong, longer than wide; style base enlarged, glabrous; style branches narrowly linear, scarcely broadened distally, densely papillose. Achenes prismatic, 5-ribbed, setuliferous; carpodium indistinct; pappus of ca. 15–25 scabrid deciduous bristles, sometimes only half as long as corolla, apical cells acute, with a very short outer series of small setulae. Pollen grains ca. 20–23  $\mu\text{m}$  in diameter. Plate 171.

*Piptothrix* is one of the remarkable examples of a genus established and consistently maintained within the traditional system of classification without any reliable dis-

tinguishing character. As suggested by the name, *pipto* (= fall) and *thrix* (= hair), the pappus bristles of the traditional species tend to be very deciduous, but not or





PLATE 171. *Piptothrix palmeri* A. Gray.—A. Habit,  $\times \frac{1}{2}$ .—B. Head,  $\times 7$ .—C. Corolla showing anthers,  $\times 14$ .—D. Style,  $\times 14$ .—E. Achene with a few representative deciduous pappus bristles,  $\times 11$ .

scarcely more than those of many in the closely related genus *Ageratina* that were traditionally retained in *Eupatorium*. The shortness of the bristles in some of the traditional species did not provide a consistent difference either. It is hardly necessary to say that the traditional concept of the genus *Piptothrix* was also somewhat unnatural, including as it did two paleaceous species that properly belong in *Jaliscoa*, and excluding one species, *Eupatorium areolare* that belonged in the genus. All of the included species did belong to the subtribe Oxylobinae.

The present reasons for recognizing *Piptothrix* as a distinct genus are totally different from those used in the past. The most important feature delimiting the genus is the lack of a differentiated carpodium. The latter feature is visible with normal approaches with a dissecting microscope. The mamilllose to nearly smooth inner surfaces of the corolla lobes are more difficult to see, but are considered here as a more important technical distinction from *Ageratina*. The corolla lobe condition is considered as specialized in the generic group. It should be noted that papillosity survives on the style appendages.

The species added to the genus during the present series

of studies, *P. areolaris* (King & Robinson, 1970j), has a superficial resemblance to the others, and the relationship was anticipated to some extent by the passing comment of Cronquist (1965). The species is actually the most common member of the genus as presently delimited, ranging from Jalisco in Mexico southeastward through Chiapas to Guatemala. The other species all have more limited distributions in western Mexico from Jalisco northward to Chihuahua.

There is no key to the species of *Piptothrix* as presently delimited. A key to the traditional concept of the genus by Blake (1926) includes the four less common species. The excluded species, *P. areolaris*, is usually a more robust plant, and often has distinct spines on the receptacles that are absent in the rest of the genus.

The following five species are recognized in the genus:

- Piptothrix areolaris* (DC.) R. King & H. Robinson, Mexico, Guatemala.
- Piptothrix jaliscensis* B. Robinson, Mexico.
- Piptothrix palmeri* A. Gray, Mexico.
- Piptothrix pubens* A. Gray in S. Watson, Mexico.
- Piptothrix sinaloae* S. F. Blake, Mexico.

## 172. *Jaliscoa*

*Jaliscoa* S. Watson, Proc. Amer. Acad. Arts 25: 153. 1890. TYPE: *Jaliscoa pringlei* S. Watson.

Erect perennial *herbs* or *shrubs*, sparingly branched. *Stems* terete, without distinct striations, glabrous to minutely puberulous, fistulose in part, usually clathrate in *J. pringlei*. *Leaves* opposite, rarely subopposite or ternate, petioles sharply demarcated, moderately long; blades ovate to deltoid, base rounded to truncate, margins crenulate-serrulate to sharply serrate, apex shortly and often narrowly acuminate, trinervate from or near base, lower surface with reticulum of somewhat darkened non-prominent veinlets. *Inflorescence* a lax pyramidal panicle, with rather densely corymbose lateral branches; pedicels short. *Involucral bracts* ca. 15–20, eximbricate, in 2 subequal to equal series, spreading with age, persistent; receptacle slightly convex, paleaceous. *Florets* 11–25 in a head; corollas white, with narrow basal tube and funnellform to slightly campanulate limb, outer surface glabrous; cells of throat elongate with sinuous lateral walls; lobes ca. 1.5 times as long as wide, mamilllose to short-papillose on inner surface, smooth on outer surface; anther collar elongate, cylindrical, composed of subquadrate cells below, elongate cells above, with little or no ornate thickening on walls; anther appendage large, ovate or triangular, slightly longer than wide; style base sometimes enlarged, glabrous; style branches narrowly linear, densely papillose. *Achenes* prismatic, 4–5-ribbed, glabrous or bearing a few setulae near top; carpodium usually distinct, symmetrical, annuliform to stopper-shaped, composed of 1–10 tiers of rather small subquadrate cells, with slightly thickened cell walls; pappus an obscure callus border or a lacerate-fimbriate crown or of rather short deciduous bristles, apical cells of bristles acute. *Pollen grains* ca. 18–23  $\mu\text{m}$  in diameter. Plate 172.

The genus *Jaliscoa* was established and maintained in the traditional system of classification on the basis of its reduced or lacking pappus and its paleaceous receptacle. The former character caused Watson (1890) to place the genus near *Alomia*, and the latter character provided distinction from that genus. The paleae were not as important to B. Robinson (1913a), who distinguished the genus instead by the shrubby habit and the fistulose often clathrate

stems. The genus was originally monotypic, and a second species described by Blake (1924) has proven to be a minor variant of the type species (King & Robinson, 1970h).

Shortly after their first study, King and Robinson (1970b, 1970j, 1970k) recognized a related group of genera including *Ageratina*, *Oxylobus*, *Piptothrix*, and *Jaliscoa*, among others, a group now recognized as the Oxylobinae. The genus *Jaliscoa* was found to be distinct within the



PLATE 172. *Jaliscoa pringlei* S. Watson.—A. Habit,  $\times \frac{1}{2}$ .—B. Head,  $\times 6$ .—C. Corolla showing anthers,  $\times 12$ .—D. Style,  $\times 12$ .—E. Achene,  $\times 12$ .

group by the presence of paleae on the receptacle, and two paleaceous species were transferred into the genus from the related *Piptothrix*. The two latter species, in addition to being paleaceous, differed from true *Piptothrix* by having distinct carpodia, shorter pappus bristles, a tendency for more broadly ovate, longer petiolate leaves, non-prominulous veinlets, and more flowers in the heads. The distinction of *Jaliscoa* from *Piptothrix* seems clearly natural, but the two genera are undoubtedly each other's closest relatives.

The reduction of the pappus in *Jaliscoa* remains a feature of interest. The pappus in the type species was originally described as a callus border, but Blake (1924) described his species, which is a variant of the type, as having a lacerate-fimbriate crown. Examination shows that the actual pappus of the latter material is in the form of minute narrow projections that are essentially bristles. The latter type of pappus is not considered to be significantly different in basic structure from the longer forms seen in the two species transferred from *Piptothrix*. The pappus reduction series in *Jaliscoa* seems to be totally separate within the subtribe from those seen in the related genera *Oxylobus* and *Spaniopappus*.

The holes in the stems of the type species of *Jaliscoa* are the kind of structure that would seem highly artifac-

tual. Blake (1924) suggested that they were made by weevils. Nevertheless, at least some holes have been seen in the larger stems of every fully matured specimen, a fact that seems to justify B. Robinson's (1913a) use of them as a key character. It would seem that the holes reflect some basic structural weakness that is characteristic in the stems of the species.

The genus *Jaliscoa* is known from the State of Jalisco in Mexico, after which it is named, but the type species ranges eastward to Guerrero and Morelos along the southern side of the Central Plateau of Mexico. The other two species also occur in Jalisco, but *J. goldmanii* extends north into Chihuahua.

Keys to the species of *Jaliscoa* are found in Standley's *Trees and Shrubs of Mexico* (Blake, 1926) under the generic names *Jaliscoa* and *Piptothrix*. Two species belonging to *Jaliscoa* are recognized under each of the generic names, and in each case these are presently considered to be a single species.

The following three species are recognized in the genus:

*Jaliscoa goldmanii* (B. Robinson) R. King & H. Robinson, Mexico.

*Jaliscoa paleacea* (Cronq.) R. King & H. Robinson, Mexico.

*Jaliscoa pringlei* S. Watson, Mexico.

### 173. *Pachythamnus*

*Pachythamnus* (R. King & H. Robinson) R. King & H. Robinson, *Phytologia* 23: 153. 1972.

*Ageratina* subgenus *Pachythamnus* R. King & H. Robinson, *Phytologia* 19: 228. 1970. TYPE: *Eupatorium crassirameum* B. Robinson.

*Shrubs* or small *trees*, with few branches mostly innovating from below old inflorescences. *Stems* terete, swollen or somewhat succulent, becoming wrinkled when dry, glabrous, with large somewhat chambered pith. *Leaves* opposite, lacking at anthesis, with narrow moderately long petioles; blades broadly ovate to deltoid, base rather truncate with slight acumination, margins with a few blunt teeth, apiculate at tip, venation subtrinervate from above base, without glandular punctations. *Inflorescence* terminal, rather abrupt, densely corymbose; pedicels mostly rather short. *Involucral bracts* ca. 15, eximbricate to scarcely subimbricate, in 2-3 mostly subequal series, persistent, spreading with age, oblong to narrowly oblong with obtuse tips, mostly bicostate; receptacle slightly convex, with minute scattered hairs. *Florets* ca. 15 in a head; corollas white or lavender, narrowly funnelform, with narrowly cylindrical basal tubes, puberulous on upper tube and lower throat, glabrous inside; cells of throat oblong with sinuous lateral walls; lobes triangular, longer than wide, densely papillose on inner surface, outer surface and margins smooth below and with projecting cells above, without hairs or glands; anther collar cylindrical, composed of numerous subquadrate cells below, elongate cells above, cell walls with few or no ornate thickenings; anther appendage large, ovate, slightly longer than wide; style base not enlarged, glabrous; style appendages narrowly linear, not broadened distally, densely papillose. *Achenes* prismatic, usually 5-ribbed, setuliferous on ribs and sides; carpodium distinct, shortly rounded or stopper-shaped, without upper rim, with moderately large subquadrate cells in ca. 5 tiers, cell walls rather thin with beaded thickenings; pappus of ca. 25 scabrid slender rather easily deciduous bristles in 1 series, not broadened distally, apical cells acute. *Pollen grains* ca. 20  $\mu$ m in diameter. Plate 173.

The genus *Pachythamnus* is thoroughly distinct in its habit, with fattened stems that are leafless at anthesis. Such a habit is not seen in any other member of the

Eupatorieae. Elsewhere in the Asteraceae the habit seems to be matched only in the Senecioneae, especially in the genus *Pittocaulon* which is distinct in its alternate leaves



PLATE 173. *Pachythamnus crassirameus* (B. Robinson) R. King & H. Robinson. — A. Habit with separate leaves,  $\times \frac{1}{3}$ . — B. Branch with thickened stem,  $\times \frac{1}{5}$ . — C. Head,  $\times 8$ . — D. Corolla showing anthers,  $\times 12$ . — E. Style,  $\times 12$ . — F. Achene,  $\times 10$ .

and resiniferous stems. The habits of both genera are reminiscent of the common Mexican and Central American species of *Cnidocolus* of the Euphorbiaceae.

In spite of the distinctive habit, the details of the corolla lobes and anthers show that *Pachythamnus* is closely related to *Ageratina*, and the genus was originally treated in this series of studies as a subgenus of *Ageratina* (King & Robinson, 1970b). The habit, the roughened distal outside surfaces of the corolla lobes, and the lack of a basal enlargement on the style caused the elevation to generic level. All species of *Ageratina* have characteristically smooth rather cushion-like outer surfaces of the corolla lobes, and all but the members of the small Andean subgenus *Apoda* have an enlarged style base. The carpodium of *Pachythamnus* is like those in *Ageratina* subgenus *Neogreenella*, but the lack of glandular punctations and the rather distinct costae of the involucre bracts are more like the subgenus *Ageratina*. The involucre bracts are more unequal than those of either of the subgenera of *Ageratina* in Mexico or Central America.

The genus *Pachythamnus* is comparatively xerophytic. According to Breedlove (pers. comm.), in Chiapas, the thick-stemmed shrub occurs on bare exposed lime outcrops. It flowers when leafless and is in leaf in the wet season. Williams (1976) cites a Nicaraguan specimen on a dry sun-heated lava flow. Williams comments on variation in the species and suggests that there is more than one species, but the higher elevation vegetative specimen cited by him from Guatemala (*Steyermark 51920*), on examination proves to be the distinctive epiphytic *Nelsonianthus epiphyticus* Robinson & Brettell of the Seneceaceae.

The generic name is from the Greek, *pachys* (= thick) and *thamnus* (= shrub), in reference to the shrubby habit with thickened stems of the plants.

The following single species is recognized in the genus:

*Pachythamnus crassirameus* (B. Robinson) R. King & H. Robinson, Mexico, Guatemala, El Salvador, Nicaragua.

#### 174. *Spaniopappus*

*Spaniopappus* B. Robinson, Contr. Gray Herb. n.s. 77: 45. 1926. TYPE: *Spaniopappus ekmanii* B. Robinson.

Erect perennial *herbs* or *shrubs*, moderately branched. *Stems* terete, striated, fistulose, sparsely puberulous to hirtellous, often glabrous in aspect. *Leaves* opposite, slenderly petiolate, sometimes with slight wings; blades oblong-ovate to elliptical, base acute to acuminate, margins entire to remotely serrate or lobate-crenate, apex acute to slightly acuminate, with immediate tip often rather blunt, venation ascending-pinnate, lower pairs stronger and subtrinate in aspect, without glandular punctations. *Inflorescence* rather broadly and laxly corymbose; pedicels moderately long. *Involucre bracts* ca. 15, weakly subimbricate, in 2–3 somewhat unequal series, persistent, spreading with age, narrowly oblong to linear, mostly bicostate; receptacle slightly convex, epaleaceous, glabrous. *Florets* 25–60 in a head; corollas purple distally, narrowly funnelform with basal tube narrowly cylindrical or constricted above nectary, inner and outer surfaces glabrous; cells of throat oblong with sinuous lateral walls; lobes triangular, longer than wide, inner surface densely papillose with broad papillae, margins and outer surface papillose with strongly projecting cells; anther collar cylindrical, elongate, composed of subquadrate cells below, elongate cells above, cell walls with few or no ornate thickenings; anther appendage large, ovate, slightly longer than wide; style base not or scarcely enlarged, glabrous; style appendages linear, scarcely broadened above base, mamillate to slightly papillose. *Achenes* prismatic, usually 5-ribbed, glabrous to sparsely setuliferous; carpodium poorly to distinctly differentiated, with isolated sclerified cells or with 5–10 tiers of laxly subquadrate rather thin-walled cells, sometimes appearing rimmed by collapse of thin-walled cells above; pappus of ca. 40 persistent scabrid slender bristles in 1 series, apical cells acute, a few short bristles and a fringe of minute squamellae in *S. ekmanii*. *Pollen grains* ca. 25  $\mu\text{m}$  in diameter. Plate 174.

As indicated in the redelimitation of the genus by King and Robinson (1970f), *Spaniopappus* consists of a small group of closely related species in Cuba that are notable for their fistulose stems, lack of glands, weakly subimbricate involucre, corolla lobes that are papillose on both surfaces, and style bases without enlargements. The leaves are subcarnose or rather flaccid in appearance as seen in dried material, with the pinnately disposed secondary veins rather decurrent at their bases. The flowers in all the species

seem to be characteristically purplish distally on the lobes and style branches. Most of the species are from the mountains of southern Oriente Province in eastern Cuba, but one species, *S. iodostylus*, is from the Trinidad Mountains in central Cuba.

*Spaniopappus* owes its recognition under the traditional classification of the Eupatorieae to the fact that one of the species has a reduced pappus. The remaining species were all placed under the broad concept of *Eupatorium* pre-

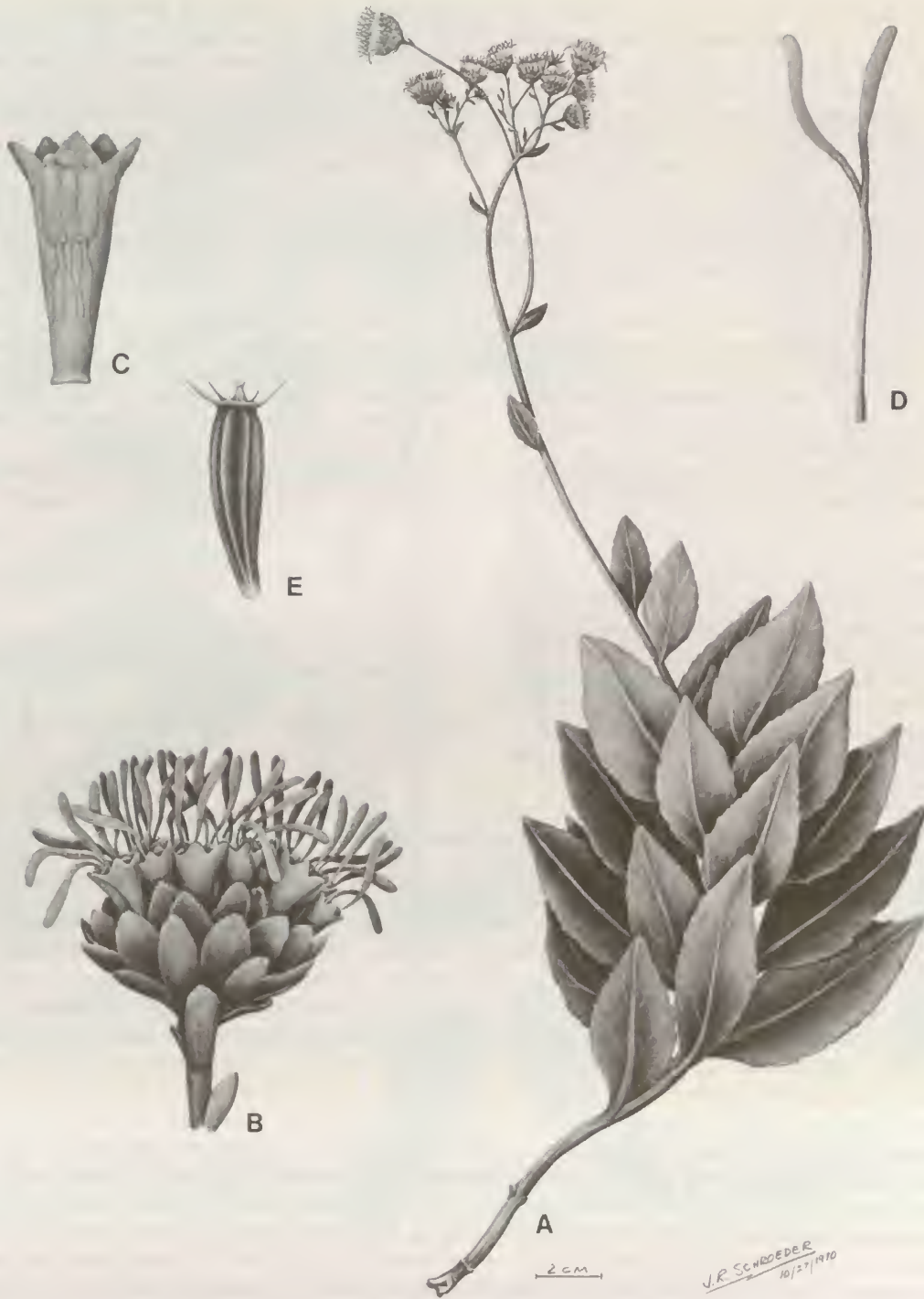


PLATE 174. *Spaniopappus ekmanii* B. Robinson.—A. Habit,  $\times \frac{1}{2}$ .—B. Head,  $\times 7$ .—C. Corolla showing anthers,  $\times 15$ .—D. Style,  $\times 15$ .—E. Achene,  $\times 15$ .

vious to the present series of studies. In the original description of the genus, B. Robinson (1926a) noted the pappus with bristles of different lengths in the type species, *S. ekmanii*, and made casual comparisons to *Dissothrix*, now placed in the Alomiinae, and *Fleischmannia*, now placed in the Fleischmanniinae. It is remarkable that B. Robinson did not notice the close similarity of his species to the closely related members of "Eupatorium" in Cuba with which it shares so many features. This is especially true since B. Robinson was the author of three of the related species, one being described in the same paper with the genus *Spaniopappus*. Except for the pappus, *S. ekmanii* seems to differ basically from the others only in the shorter base of the achene, and by the carpodium with only a few scattered sclerified cells.

The actual question about *Spaniopappus* at this time is its true relationship to *Ageratina* in the Oxylobinae. The genus is technically distinguished from *Ageratina* in the key only by the papillose outer surfaces of the corolla lobes and the unenlarged bases of the styles, but observation of floral details indicates that the two genera are more than technically distinct. *Spaniopappus* is not a member of the definite *Ageratina* group within the subtribe, the group that usually has enlarged style bases. The involucre of *Spaniopappus* is part of the problem, being basically subimbricate but with narrow bracts and a rather eximbricate appearance. The involucre is distinct in its details from other weakly subimbricate forms in the Oxylobinae, but it cannot be easily described for use as a key character.

The distribution pattern of *Spaniopappus* seems rather

anomalous in the Oxylobinae. Some species of *Ageratina* are endemic to the West Indies, but *Spaniopappus* is the only genus in the subtribe centered in or endemic to an area outside of the generally western parts of the American land mass. The geography adds to the impression of divergence from other members of the subtribe.

Specimens of the genus *Spaniopappus* have a distinctly mesophytic appearance, and B. Robinson (1926a) referred to the type as seeming to be a shy denizen of an exceptionally secluded habitat. Actual collection data indicated the plant was rare, in very dense low woods at the top of the mountain spur El Yunque. Material of *S. iodostylus* is cited from moist ground or limestone, and the type of *S. shaferi* is said to be on rocks by water near the top of a waterfall. The only suggestion of common occurrence is in *S. buckeri* which is labelled a "tall weed" in windfall, Loma Cardero, Pico Turquino. There is no key to the species.

As indicated by B. Robinson (1926a) the generic name is from the Greek *spanios* (= scanty) and *pappos* (= coma).

The following five species are recognized in the genus:

*Spaniopappus buckeri* (B. Robinson) R. King & H. Robinson, Cuba.

*Spaniopappus ekmanii* B. Robinson, Cuba.

*Spaniopappus hygrophilus* (Alain) R. King & H. Robinson, Cuba.

*Spaniopappus iodostylus* (B. Robinson) R. King & H. Robinson, Cuba.

*Spaniopappus shaferi* (B. Robinson) R. King & H. Robinson, Cuba.

### 175. *Standleyanthus*

*Standleyanthus* R. King & H. Robinson, Phytologia 22: 41. 1971. TYPE: *Eupatorium triptychum* B. Robinson.

Large flaccid *shrub*, with few branches, glabrous. *Stems* rather fleshy, terete, striated, fistulose. *Leaves* opposite, petioles long; blades divided into 3 leaflets, leaflets oblong-ovate, petiolulate, margins remotely crenate-undulate, apex narrowly acuminate, venation pinnate. *Inflorescence* terminal in branches, pyramidally paniculate; pedicels slender, short to moderately long. *Involucral bracts* ca. 12, eximbricate, in ca. 2 subequal series, narrowly oblong, persistent, spreading with age, scarcely bicostate on outer surface; receptacle slightly convex, epaleaceous, glabrous. *Florets* ca. 12 in a head; corollas whitish?, narrowly funnelliform with long cylindrical basal tube, outer and inner surfaces glabrous; cells of throat oblong with sinuous lateral walls; lobes triangular, slightly longer than wide, with dense prominent mamillae on inner surface, outer surface smooth below and somewhat mamillate above; anther collar cylindrical, composed of numerous subquadrate cells below, cell walls without ornate thickenings; anther appendage large, oblong-ovate, slightly longer than wide; style base scarcely thickened, glabrous; style appendages narrowly linear, scarcely broadened distally, slightly mamillate. *Achenes* prismatic, 4–5-ribbed, ribs prominent and usually pale, setuliferous, greatly expanded at base; carpodium indistinct, sometimes with 1–2 tiers of subquadrate cells with firm thin walls; pappus of ca. 20 scabrid mostly persistent contiguous slender bristles in 1 series, not broadened distally, apical cells acute. *Pollen grains* ca. 21  $\mu\text{m}$  in diameter. Plate 175.

The genus *Standleyanthus* is easily distinguished from all other members of the Eupatorieae by the compound leaves having three large pinnately veined petiolulate leaflets. The leaflets themselves look like leaves to a greater

extent than in any other dissected leaf type in the tribe. The petiolules are distinct and about 1 cm long. They appear unwinged but have the slight margin that is present in the petioles and petiolules of all members of the As-





PLATE 175. *Standleyanthus triptychus* (B. Robinson) R. King & H. Robinson.—A. Habit,  $\times \frac{1}{4}$ .—B. Head,  $\times 4$ .—C. Corolla showing anthers,  $\times 9$ .—D. Style,  $\times 9$ .—E. Achene,  $\times 9$ .

teraceae. The petiole is long and becomes narrow distally, but as seen in a single leaf, the basal half of the petiole is quite broad before drying.

The relationship of the genus *Standleyanthus* is not

what might be thought on superficial observation. The flaccid plant from moist woods has some of the appearance of a *Neomirandea* of the subtribe Neomirandaeinae, and *Standleyanthus* may have been an epiphyte or hum-

icolous like *Neomirandea*. The habit is not certain, however, and in any case the floral details are different. The involucre is essentially eximbricate with only a few shorter outer bracts, and the inner surface of the corolla lobes is mamilllose. The latter characters combined with the anther collar indicate a position for the genus in the subtribe Oxylobinae. The fistulose stems and generally flaccid appearance may indicate closest relationship to the Cuban genus *Spaniopappus* in the subtribe. The very slight enlargement of the style bases is not significant, and is not comparable to that noted in *Ageratina*, *Oxylobus*, and their closest relatives.

*Standleyanthus* is presently known from a single specimen with a single stem. The Standley collection is cited

from El Muñeco, south of Navarro, in the Province of Cartago, Costa Rica, at an altitude of about 1,400 m. The collection data indicates the plant was a large shrub in a wet forest. Recent attempts to collect the genus by R. King have found that any such habitat at the locality has been destroyed, and it is possible that the genus *Standleyanthus* is now extinct.

The generic name honors Paul C. Standley, collector of the type specimen, specialist in Rubiaceae, and author of floras of Costa Rica, Guatemala, and Mexico.

The following single species is recognized in the genus:

*Standleyanthus triptychus* (B. Robinson) R. King & H. Robinson, Costa Rica.

### 176. *Kaunia*

*Kaunia* R. King & H. Robinson, *Phytologia* 47: 258. 1980. TYPE: *Eupatorium eucosmoides* B. Robinson.

Erect shrubs or small trees, to 4 m tall, moderately branched. Stems terete, striated, glabrous to tomentellous. Leaves opposite, distinctly petiolate, petioles short in *K. pachanoi*; blades usually ovate, base rounded to acuminate, margins entire to serrate, apex broadly to narrowly acute, venation pinnate to subtrinervate from above base, with or without small dark immersed glandular punctations, often with small reticulum of slightly insculptate veinlets. Inflorescences terminal on branches, thyrsoid to corymbose with densely corymbose branches, branches opposite, branchlets with few to many small bracts; pedicels short. Involucral bracts ca. 12–21, weakly subimbricate, in ca. 2–3 series, subequal to unequal, persistent, spreading with age, with two short narrow costae outside; receptacle slightly convex, epaleaceous, glabrous. Florets (10–)16–50 in a head; corollas usually white or violet, narrowly funnellform, glabrous inside and on lower outer surface; cells of throat laxly oblong, with weakly to strongly sinuous lateral walls; lobes triangular, slightly longer than wide, inner surface nearly smooth with subquadrate to short-oblong cells, outer surface smooth and somewhat padded, with occasional glands; anther collar cylindrical, elongate, composed of numerous subquadrate cells below, cell walls with few or no ornate thickenings; anther appendage large, ovate, slightly longer than wide; style base not enlarged, glabrous; style branches narrowly linear, smooth to slightly mamilllose. Achenes prismatic, 5-ribbed, base and apex usually densely setuliferous or glanduliferous; carpopodium distinct, symmetrical, annuliform to shortly stopper-shaped, composed of ca. 5 tiers of subquadrate cells, with cell walls not thickened; pappus of ca. 25–30 scabrid persistent contiguous slender bristles in 1 series, not broadened distally, apical cells acute. Pollen grains ca. 20–22  $\mu\text{m}$  in diameter. Plate 176.

The genus *Kaunia* has the general lack of specializations of style base and corolla lobes that is normally characteristic of the subtribe Critoniinae, and a position in that subtribe might initially seem most likely. Certain details such as the unenlarged tips of the style branches, the weakly subimbricate involucre, the narrow anther collars with essentially unornamented cell walls, and the carpopodial cells with scarcely thickened walls form a combination not known in the Critoniinae, however. The true relationship of *Kaunia* is ultimately seen in the detailed structure of the corolla lobes, with the rather cushion-like outer surface and the shortened nearly isodiametric cells of the inner surface. Except for the lack of papillae on the inner surface, the corolla lobes are like those of *Ageratina* in the Oxylobinae, and a position in that subtribe is supported by most structural features and the geography of the genus.

The general lack of specialization in the style base and corolla lobes in *Kaunia*, that cause confusion in its subgeneric placement, prove highly useful as distinguishing characters within the Oxylobinae. Neither of the unspecialized features is unique to *Kaunia* in the subtribe. Unenlarged style bases are found in *Ageratina* subgenus *Apoda*, and *Jaramilloa* of South America, *Pachythamnus* and *Standleyanthus* of Mexico and Central America, and *Spaniopappus* of Cuba. The non-papillose or non-mamilllose inner surface of the corolla lobes is more restricted, occurring elsewhere in the subtribe in *Jaramilloa* and *Pip-tothrix*. The only other member of the subtribe sharing both features, *Jaramilloa*, is geographically isolated in northern Colombia, has specialized granular pubescence on the stems and leaves, and has corollas with campanulate throats.



PLATE 176. *Kaunia saltensis* (Hieron.) R. King & H. Robinson.—A. Habit,  $\times \frac{1}{2}$ .—B. Head,  $\times 7$ , with separate enlarged segment of involucre.—C. Corolla outer surface,  $\times 15$ .—D. Corolla inner surface with anthers,  $\times 15$ .—E. Anther,  $\times 30$ .—F. Style,  $\times 15$ , with enlarged section of appendage.—G. Achene,  $\times 15$ .

*Kaunia* is believed to be most closely related in the subtribe to *Jaramilloa*, and the two seem to represent an early divergence in the subtribe restricted to South America. The *Ageratina* subgenus *Apoda*, which is sympatric, is a more herbaceous group that seems to represent a more recent extension of the Oxylobinae into South America. In considering *Kaunia* to represent an early divergence in the subtribe, there is no conclusion as to whether the unenlarged style bases and non-papillose inner surfaces of the corolla lobes were primitive or derived within the subtribe, but it is definitely felt at this time that *Kaunia* and *Jaramilloa* are not transitional in the subtribe to the Cironiinae, and relationship to the latter group is considered remote.

*Kaunia*, a genus of shrubs and small trees, seems geographically concentrated in the area of Bolivia, with species in Peru, Argentina, and eastward into southern Brazil. The northernmost species, *K. pachanoi* of central Ecuador, differs from others by the comparatively few flowers (ca. ten) in the heads, and by the small elliptical leaves with very short petioles. The more typical element of the genus has broader leaves on distinct petioles, and has an unusual degree of variation within species as to the pinnate or subtrinervate form of leaf-venation. The more typical element also reaches southernmost Ecuador in the form of *K. arbuscularis*.

Only one attempt has been made to count the chromosomes of *Kaunia*, by Royce Oliver, who obtained an uncertain high number near 45 (King & Robinson, 1980*q*). The chemistry of three species has been examined (Bohlmann et al., 1981) with reports of thymol derivatives in all three. Guaianolides have been reported from *K. arbuscularis*.

*Kaunia* was named and delimited by King and Robinson (1980*q*) to include species that had been previously placed in the broad traditional concept of *Eupatorium*. The generic name was selected to honor Edward Kaun of Baltimore, Maryland, who has greatly aided the present authors in the preparation of this treatment of the Eupatorieae.

The following 14 species are recognized in the genus:

- Kaunia arbuscularis* (B. Robinson) R. King & H. Robinson, Ecuador.
- Kaunia camataguiensis* (Hieron.) R. King & H. Robinson, Bolivia.
- Kaunia endyta* (B. Robinson) R. King & H. Robinson, Peru.
- Kaunia eucosmoides* (B. Robinson) R. King & H. Robinson, Peru.
- Kaunia grossidentata* (Hieron.) R. King & H. Robinson, Bolivia.
- Kaunia gynoximorpha* (Rusby ex B. Robinson) R. King & H. Robinson, Bolivia.
- Kaunia hosanensis* (B. Robinson) R. King & H. Robinson, Bolivia.
- Kaunia ignorata* (Hieron.) R. King & H. Robinson, Bolivia.
- Kaunia lasiophthalma* (Hieron.) R. King & H. Robinson, Argentina, Bolivia.
- Kaunia longipetiolata* (Schultz-Bip. ex Rusby) R. King & H. Robinson, Bolivia.
- Kaunia pachanoi* (B. Robinson) R. King & H. Robinson, Ecuador.
- Kaunia rufescens* (Lund ex DC.) R. King & H. Robinson, Bolivia, Brazil.
- Kaunia saltensis* (Hieron.) R. King & H. Robinson, Argentina, Bolivia.
- Kaunia uber* (B. Robinson) R. King & H. Robinson, Peru.

### 177. *Jaramilloa*

*Jaramilloa* R. King & H. Robinson, *Phytologia* 47: 117. 1980. TYPE: *Eupatorium hylibates* B. Robinson.

Erect shrubs or small trees, to 3 m tall, moderately branched. Stems terete to slightly hexagonal, scarcely striated, sometimes thickened, fistulose or non-fistulose, younger parts with dense granular yellowish pilosity. Leaves opposite, with rather long sharply delimited petioles; blades often large, broadly oblong, base often truncate to cordate, margins serrulate to scarcely undulate, apex short-acute, venation pinnate, widely spreading, often congested near base, glandular punctate above, sparsely to densely granulate-pilose below. Inflorescences terminal on branches, broadly corymbose with ascending opposite lower branches; heads short-pedicellate or sessile in glomerules. Involucral bracts ca. 12–23, weakly subimbricate, in ca. 3 unequal series, persistent, spreading with age, not obviously costate outside; receptacle slightly convex, epaleaceous, glabrous. Florets 14–20 in a head; corollas whitish, with narrow cylindrical basal tube and narrowly campanulate limb, glabrous on inner and lower outside surfaces; cells of throat oblong with laxly sinuous lateral walls; lobes scarcely to strongly longer than wide, slightly mamillate on inner surface with short cells, smooth and glanduliferous on outer surface; anther collar cylindrical, elongate, composed of numerous subquadrate cells below, elongate cells above, cell walls without or with slight beaded thickenings; anther appendages large, subquadrate to shortly oblong-ovate; style base without node, glabrous, style shaft slightly thickened; style appendages narrowly linear, strongly prurlose. Achenes prismatic, 5-ribbed, setuliferous or glanduliferous;



PLATE 177. *Jaramilloa hylibates* (B. Robinson) R. King & H. Robinson.—A. Habit,  $\times \frac{1}{2}$ .—B. Lower leaf,  $\times \frac{1}{2}$ .—C. Head,  $\times 5$ .—D. Corolla outer surface,  $\times 11$ .—E. Corolla inner surface with anthers,  $\times 11$ .—F. Style,  $\times 11$ .—G. Achene,  $\times 11$ .

carpopodium short-cylindrical, broader than high, symmetrical, without or with slight upper rim, cells quadrate to short-oblong in ca. 7 tiers, cell walls scarcely thickened; pappus of ca. 25–50 scabrid rather easily deciduous slender contiguous bristles in 1–2 series, sometimes borne on outer surface of callus, not broadened distally, apical cells acute. *Pollen grains* ca.  $25\mu\text{m}$  in diameter. Plate 177.

The genus *Jaramilloa* is placed here in the subtribe Oxylobinae near the genus *Kaunia*. Both genera appear to represent a South American element of the subtribe differing from other members of the Oxylobinae by the unenlarged style bases and the non-papillose or non-mamillose inner surfaces of the corolla lobes. The latter Critoniine features are dismissed as evidence of relationship because of the elongate anther collars with numerous subquadrate cells and the distinct carpodia with rather thin-walled cells which are more indicative of the Oxylobinae. The genus *Jaramilloa* seems easier to accept than *Kaunia* as a member of the Oxylobinae because of its campanulate corolla limbs superficially resembling those of typical *Ageratina*. Nevertheless, relationship of *Jaramilloa* within the subtribe seems clearly with *Kaunia* rather than with *Ageratina*.

Both species of *Jaramilloa* have a rather distinctive form of pubescence on the stems and leaves unlike that of any other genera in the subtribe. The yellowish hairs have many short broad thin-walled cells in a single series, and look granular as a result of their short stout shape. The nearest approximation of the hair-type in the Eupatorieae is in the Critoniine genus *Corethamnium*, also of Colombia, but the hairs of the latter have the cells thick-walled and partially biseriate. Other features of corolla shape, carpodial structure, and style appendage indicate that the latter genus has no close relationship. The style

appendages of *Corethamnium* are actually more papillose than those of *Jaramilloa*, a situation that is the reverse of that in most Oxylobinae and Critoniinae.

The species of *Jaramilloa* are restricted to northern Colombia. They share a similar appearance with large pinnately veined leaves, and broad subimbricate involucre. The species are even alike in such details as the prurulose surface of the style appendages. As such, it is not surprising that the species were treated for years in herbaria as members of a single species. The two species are actually very distinct, however. *Jaramilloa sanctae-martae* differs from the type species by having fistulose stems, the heads in sessile clusters, the corolla lobes more deeply cut and twice as long as wide, the achenes bearing glands rather than short setulae, and the pappus being apical and biseriate. The pappus of the type species is inserted in a single series below the margin on the outer surface of the apical callus of the achene. A key to the species is provided by King and Robinson (1980k).

The generic name honors R. Jaramillo Mejia of the staff at the Instituto de Ciencias Naturales in Bogotá.

The following two species are recognized in the genus:

*Jaramilloa hylibates* (B. Robinson) R. King & H. Robinson, Colombia.

*Jaramilloa sanctae-martae* R. King & H. Robinson, Colombia.

#### SUBTRIBE XVII. HOFMEISTERIINAE

Hofmeisteriinae R. King & H. Robinson, *Phytologia* 46: 449. 1980. TYPE: *Hofmeisteria* Walp.

Perennial *herbs* or small *shrubs*, moderately to densely branched, never rosulate. *Leaves* alternate, congested to subverticillate at bases of inflorescences; petioles usually elongate; blades usually lobed to dissected, glabrous or with small stipitate glands, without glandular punctations. *Inflorescences* of numerous erect long peduncles bearing single heads; involucre broadly campanulate; *involucral bracts* strongly subimbricate in 4–6 unequal graduated series, appressed, mostly persistent; receptacle slightly convex, epaleaceous. *Flowers* 100–250 in a head; corollas white or pink, very narrowly funnelform, glabrous; cells of throat elongate with sinuose lateral walls; lobes triangular to oblong, longer than wide, smooth on both surfaces, outer surface without stomata; anther collar narrowly cylindrical, poorly differentiated at base, cells oblong with weak beaded thickenings on walls; anther appendage usually slightly longer than wide, very short in two species; style base not enlarged, glabrous; style appendages slightly broadened and flattened distally, smooth or slightly mamillate. *Achenes* prismatic, 5-ribbed, micropunctations of achene walls not strongly aligned in transverse bands; carpodium distinct, symmetrical, with slight upper rim, shortly stopper-shaped, with small broad cells in many tiers and ranks, rather thick-walled; pappus of 3–15 tapering persistent bristles, sometimes with intervening squamellae, apical cells acute. *Pollen grains* with numerous slight spinules, appearing nearly smooth under light microscope. *Basic chromosome numbers*  $x = 18$  or 19.

The subtribe Hofmeisteriinae with the single genus *Hofmeisteria* is placed in the sequence of subtribes in the present treatment mostly on the basis of its narrow anther collars with weakly ornamented cell walls and its high basic chromosome number. Actual relationships are somewhat uncertain, but the following subtribe Oaxaca-

niinae seems closest, differing most obviously by its paleaceous receptacles and its more spinulose pollen. The Hofmeisteriinae, with its strongly subimbricate involucre, is not considered closely related to the preceding Oxylobinae.

In spite of few species and general uniformity, the mem-

bers of the subtribe Hofmeisteriinae show remarkable variation in two features, the pappus and the anther appendage, once commonly used to distinguish genera in the Eupatorieae. None of the species have more than 15 bristles in the pappus, and none have been placed in the broad concept of *Eupatorium*. However, two species with only five pappus bristles have been placed in *Fleischmannia* of the Fleischmanniinae, and others with alternating bristles and squamellae have been closely associated with species of *Malperia* and *Pleurocoronis* of the Alomiinae. These elements are properly distinguished by King and Robinson (1966). The Hofmeisteriinae has none of the corolla prurulosity or the anther collar annulation of the Fleischmanniinae, and does not have the upwardly narrowed corollas or greatly broadened style branches of the Alomiinae. The short form of anther appendage found in two species of the Hofmeisteriinae has caused a placement of one of these among the so-called Piqueriinae, but the members of *Hofmeisteria* lack the papillosity of the corolla lobes found in most members of the Ageratinae to which *Piqueria* belongs.

The members of the Hofmeisteriinae seem distinguishable from the Ageratinae, the Alomiinae, and the Fleisch-

manniinae by the higher basic chromosome number. The other subtribes all have a basic number of  $x = 9$  or 10. The numbers in the Hofmeisteriinae, however, are based upon reports of a single species, and other species are not counted (R. King et al., 1976).

The pollen grains of the Hofmeisteriinae are characteristic of the group and unique in the Eupatorieae. Although spinulose like others in the tribe, the spinules are more numerous and much smaller than those of most other members of the subfamily Asteroideae. The pollen grains do not appear spinulose under the light microscope, only slightly roughened. The spinules can be seen clearly using the scanning electron microscope (H. Robinson & King, 1977).

Chemical study of the Hofmeisteriinae has been minimal, involving only material admixed with a sample of *Carterothamnus* (Bohlmann et al., 1979a). Only benzofurans are reported, a type of compound common in the Eupatorieae.

The single included genus, *Hofmeisteria*, is restricted to Mexico, occurring mostly in the western part of that country.

### 178. *Hofmeisteria*

*Hofmeisteria* Walp., Repert. Bot. Syst. 6: 106. 1846. TYPE: *Helogyne fasciculata* Benth.

*Helogyne* Benth., Bot. Voy. Sulphur 20. 1844. TYPE: *Helogyne fasciculata* Benth., non *Helogyne* Nutt., 1841.

*Podophania* Baillon, Bull. Mens. Soc. Linn. Paris 1: 268. 1880. TYPE: *Podophania ghiesbreghtiana* Baillon [= *Hofmeisteria dissecta* (Hook. & Arn.) R. King & H. Robinson].

Perennial *herbs* or woody *subshrubs*, moderately to densely branched, glabrous or with small stipitate glands. *Stems* terete, scarcely or not striated. *Leaves* alternate in two-fifths phyllotaxy, usually congested at flowering nodes and appearing whorled, not congested in *H. filifolia*, petioles usually distinct and rather long, not distinct from undivided blade in some *H. filifolia*; blades broadly ovate to filiform in outline, margin entire to lobed or greatly dissected into cuneate or filiform segments, basically trinervate, sometimes uncostate. *Inflorescences* monocephalic, with heads on long erect scapiform peduncles; heads broadly campanulate. *Involucral bracts* ca. 50–100, subimbricate, in 4–6 strongly unequal graduated series, appressed, with apices acute to pungent, outer surface with 4 low costae; receptacle convex, epaleaceous, glabrous. *Florets* (100–)150–175(–250) in a head; corollas white, pink, or lavender, very narrowly funnellform, nearly tubular, glabrous on inner and outer surfaces; cells of throat elongate with sinuous lateral walls; lobes triangular to oblong, longer than wide, smooth on both surfaces, with papillae at tip; anther collar narrowly cylindrical, poorly differentiated, cells oblong with weak beaded thickenings on walls; anther appendage usually large, ovate, as long as wide, short in *H. dissecta* and *H. sinaloensis*; style base not enlarged, glabrous; style appendages slightly enlarged and flattened distally, smooth or slightly mamilliform. *Achenes* prismatic, 5-ribbed, setuliferous on ribs; carpopodium distinct, symmetrical, broadly stopper-shaped, composed of ca. 7–8 tiers of rather thick-walled subquadrate to broadly oblong cells; pappus of 3–15 scabrid tapering bristles, with 6–10 intervening lacerate squamellae in species with less bristles, persistent, apical cells acute. *Pollen grains* ca. 11–18  $\mu\text{m}$  in diameter, scarcely spinulose. Plate 178.

The genus *Hofmeisteria* has a distinctive appearance with its usually lobed or dissected leaves congested at the bases of the inflorescences, and with its numerous erect

long peduncles bearing solitary heads. The naturalness of the genus is confirmed by such details as the appressed strongly subimbricate involucral bracts, the narrow gla-



PLATE 178. *Hofmeisteria fasciculata* (Benth.) Walp. —A. Habit,  $\times \frac{1}{2}$ . —B. Head,  $\times 3\frac{1}{2}$ . —C. Corolla showing anthers,  $\times 12$ . —D. Style,  $\times 12$ . —E. Achene,  $\times 12$ .

brous corollas, the shortly stopper-shaped carpodia with tiered and ranked broadly oblong cells, and the unique minutely spinulose pollen that appears nearly smooth. The genus should have presented no problems to taxonomists.

In two respects, the genus was treated properly in older treatments. As a result of the comparatively few bristles in the pappus, none of the species have been placed in the broad concept of *Eupatorium*. Also, Bentham (1844), who first recognized the group at generic level, mentioned



two possible congeners, *Phania?* *urenifolia* and *Phania?* *dissecta*, representing much of the presently recognized diversity of the genus. Unfortunately, the very natural and distinctive genus *Hofmeisteria* shows variation in two of its structures, the pappus and the anther appendage, and these two structures were used to define genera in the later traditional systems of classification (Bentham & Hooker, 1873; B. Robinson, 1913a). At the time the present series of studies began, the species of *Hofmeisteria* were distributed among three genera, and members of two other genera were placed in *Hofmeisteria*.

The traditional concept of *Hofmeisteria* came to be based on the pappus having alternate squamellae and bristles. Foreign elements included in the genus on this basis were the genus *Pleurocoronis*, and sometimes the genus *Malperia*, both of the subtribe Alomiinae. The latter differ in essential details of habit, corolla pubescence, achene and carpodium form, and pollen surface, and were excluded by King and Robinson (1966). Species of *Hofmeisteria* excluded in the traditional classification were two types lacking squamellae in the pappus. Two species, *H. standleyi* and *H. urenifolia*, have only five bristles in the pappus and were placed on that basis in the traditional concept of *Fleischmannia*. *Phania?* *dissecta*, with more bristles in the pappus and a short anther appendage, was placed in a separate genus *Podophania*. These three non-squamella-bearing species were placed in *Hofmeisteria* by King and Robinson (1966). It seems notable that a second species with a short anther appendage, *H. sinaloensis*, was already placed in *Hofmeisteria*.

The members of the genus *Hofmeisteria* are known only

from Mexico, mostly in the western part, especially around the Gulf of California. A few specimens have been recorded from as far east as Chiapas. The most frequently cited habitats are on or among rocks, or in crevices on cliffs, usually near streams or seepage. A number of the more xeric and exposed species, including the type, are rather succulent. The two groups, including *H. standleyi* and *H. urenifolia* with five bristles in the pappus, and *H. dissecta* and *H. sinaloensis* with short anther appendages, have thinner leaves and apparently occur in more shaded habitats.

The genus *Hofmeisteria* was redelimited by King and Robinson (1966) and was monographed and a key provided by R. King (1967c).

The generic name is said by Walpers (1846–1847) to honor Fr. Hofmeister, bibliopolae Lipsiensis viri de re herbaria meritissimi. This is evidently Wilhelm Friedrich Benedict Hofmeister, 1824–1877 of Leipzig.

The following eight species are recognized in the genus:

- Hofmeisteria crassifolia* S. Watson, Mexico.
- Hofmeisteria dissecta* (Hook. & Arn.) R. King & H. Robinson, Mexico.
- Hofmeisteria fasciculata* (Benth.) Walp., Mexico.
- Hofmeisteria filifolia* I. M. Johnston, Mexico.
- Hofmeisteria schaffneri* (A. Gray) R. King & H. Robinson, Mexico.
- Hofmeisteria sinaloensis* H. Gentry, Mexico.
- Hofmeisteria standleyi* (S. F. Blake) R. King & H. Robinson, Mexico.
- Hofmeisteria urenifolia* (Hook. & Arn.) Walp., Mexico.

#### SUBTRIBE XVIII. OAXACANIINAE

Oaxacaniinae R. King & H. Robinson, *Phytologia* 46: 449. 1980. TYPE: *Oaxacania* B. Robinson & Greenman.

Sprawling *subshrubs* or *shrubs*, moderately to densely branched, not rosulate. *Leaves* alternate, distinctly petiolate; blades palmate, cleft with 3–7 oblong lobes, viscid with minutely stipitate or sessile glands. *Inflorescences* with solitary heads on long erect peduncles or a laxly branching leafy cyme with few heads; involucre broadly campanulate; *bracts* strongly subimbricate, in ca. 5 strongly unequal graduated series, appressed, mostly persistent, with innermost somewhat deciduous, with 4 broad costae, fringed at tip; receptacle slightly convex, with well-developed paleae, paleae with florets easily deciduous. *Flowers* 50–100 in a head; corollas white, narrowly funnelliform with narrow basal tube, stipitate-glandular or glabrous on outer surface; cells of throat elongate with sinuous lateral walls; lobes triangular, slightly to distinctly longer than wide, smooth on both surfaces or somewhat papillose on inner surface, outer surface without stomata; anther collar narrowly cylindrical, poorly differentiated or with numerous subquadrate cells below, cell walls without ornate thickenings on walls; anther appendage large, as long as wide to twice as long as wide; style base with enlarged cone or annulus, glabrous; style appendages either narrowly linear and papillose or filiform with distinct broadened and thickened smooth tip. *Achenes* prismatic or compressed, with 2 or 5 ribs, micropunctations of achene walls not strongly aligned in transverse bands; carpodium distinct with slight upper rim, symmetrical, shortly stopper-shaped, with small cells in ranks and tiers, cell walls somewhat thick-walled; pappus obsolete or a short lacinate crown, or with one long bristle, persistent, with apical cells rounded to acute. Basic chromosome number  $x = 18$ .

The subtribe Oaxacaniinae has a number of features that can serve as the basis for interesting speculation. The subtribe consists of two unquestionably related although very different genera, each with a very localized distribution in widely separated xeric parts of Mexico. The obvious impression is of a relictual group of some age. The opportunities for speculation are increased by the characteristic paleaceous receptacles in both genera, and the reduced form of pappus that is found in each. It is notable that one of the genera, *Oaxacania*, also has a compressed achene, one of two genera in the Eupatorieae with this form. The Oaxacaniinae are at least a remarkable parallelism of the tribe Heliantheae. The opposite-leaved condition that seems basic to most members of both the Eupatorieae and the Heliantheae, however, is not found in the Oaxacaniinae. Also, there can be no doubt that the Oaxacaniinae is a totally characteristic member of the tribe Eupatorieae, with probable closest relationship to the preceding subtribe, Hofmeisteriinae.

The subtribe Oaxacaniinae has the general habit and many structural details as in the Hofmeisteriinae, including alternate leaves with lobed or dissected blades, a tendency for solitary heads on erect peduncles, and strongly subimbricate involucre bracts. Neither subtribe shows the glandular punctations that are widely distributed elsewhere in the Asteraceae, but both have small glandular hairs that are sessile to stipitate. Both subtribes have similar stopper-shaped carpodia. These features support the idea of close relationship between the two groups. The Oaxacaniinae is thoroughly distinct, however, in the presence of paleae on the receptacle, the enlargement at the base of the style, and the pollen surface with larger less numerous spinules. Also, the corollas of the Oaxacaniinae are more funneliform.

A more remote relationship of the Oaxacaniinae may be to the subtribes Ayapaninae and Alomiinae. The style

appendage of *Carterothamnus* has a broadened and thickened fusiform tip, similar to that in *Gongrostylus* of the Ayapaninae. Style branches that are thickened as well as broadened seem to be characteristic of the Alomiinae, the close relative of the subtribe Ayapaninae. The Oaxacaniinae also has an enlarged style base, a feature found in many Ayapaninae and Alomiinae. Still, the stylar enlargement in the Oaxacaniinae is more conical with a rim of more differentiated cells, and the cell walls of the anther collars do not have the annulations characteristic of the latter subtribes.

The paleae of the Oaxacaniinae are of particular interest. Although various other Eupatorieae have paleae, those paleae are of a comparatively superficial type easily dismissed as secondarily derived from epaleaceous ancestors. In the Oaxacaniinae, the paleae seem to enclose the florets at the base, and the two structures are usually extracted as a unit. Such paleae are the only ones in the tribe that seem possibly primitive in form.

Considering the generally close relationship, the two genera of the Oaxacaniinae, *Oaxacania* and *Carterothamnus* differ in a number of significant features. The contrasts in form of the achenes, papillosity of the inner surface of the corolla lobes and style, and the shape of the style tips seem particularly striking. The pollen is also remarkably different in size, although pollen of the *Oaxacania* size has been seen adherent to the styles of *Carterothamnus* (King & Robinson, 1970e). There prove to be many other Eupatorieae with the same large size, however.

*Oaxacania* and *Carterothamnus* are both restricted to Mexico, but the genera are separated within that country by a distance of over 2,000 km. Each of the genera is known from only a small area, and both seem to be restricted to rather vertical rock faces where collecting is difficult.

Chemistry has been studied only in *Carterothamnus*.

#### KEY TO THE GENERA OF THE SUBTRIBE OAXACANIINAE

1. Achene flattened; pappus obsolete or with a short lacinate crown; corolla tube with numerous stalked glands on outer surface; style branches thin with scarcely enlarged tips ..... 179. *Oaxacania*
- 1'. Achene prismatic; pappus of numerous scales and one long bristle; corolla glabrous on outer surface; style branches strongly clavate ..... 180. *Carterothamnus*

#### 179. *Oaxacania*

*Oaxacania* B. Robinson & Greenman, Amer. J. Sci., Ser. 3, 50: 151. 1895. TYPE: *Oaxacania malvaefolia* B. Robinson & Greenman.

Sprawling *subshrubs* or *shrubs*, moderately to densely branched. *Stems* terete, striated, covered with long, minutely gland-tipped hairs. *Leaves* alternate, petiole distinct, moderately long; blade herbaceous, orbicular to reniform, 3–7 cleft to two-thirds or more toward base, lobes oblong, trinervate at base, surfaces with numerous stipitate minutely tipped glands. *Inflorescence* terminal on leafy branches, laxly cymose; peduncles moderately long, hirsute with stipitate glands; heads broadly campanulate. *Involucre bracts* ca. 30–40,



PLATE 179. *Oaxacania malvaefolia* B. Robinson & Greenman.—A. Habit,  $\times \frac{1}{3}$ .—B. Head,  $\times 4$ .—C. Palea,  $\times 15$ .—D. Corolla showing anthers,  $\times 12$ .—E. Style,  $\times 12$ .—F. Achene,  $\times 10$ .

subimbricate, in ca. 4–6 strongly unequal graduated series, appressed, mostly persistent, inner bracts somewhat deciduous, apices narrowly acuminate and densely fringed, outer surface with 4 costae; receptacle slightly convex, paleaceous; paleae deciduous, linear-lanceolate, with single floret partially enclosed by base of each palea. *Florets* ca. 100 in a head; corollas white, narrowly funnellform, with basal tube long and slender with enlarged base and apex, outer surface of tube with numerous stipitate glands, a few smaller stipitate glands distally on limb; cells of throat elongate with sinuous lateral walls; lobes triangular-oblong, ca. 1.5 times as long as wide, papillose on inner surface, smooth and somewhat thickened on outer surface; anther collar long-cylindrical, with numerous subquadrate or shorter cells in basal half, oblong above, cell walls somewhat thickened without distinct ornamentation; anther appendage large, ovate, ca. 2.5 times as long as wide, rounded to truncate at tip; style base enlarged, conical, truncate below against nectary, with retrorsely projecting rim of marginal cells, glabrous; style appendages narrowly linear, densely long-papillose. *Achenes* compressed, linear-oblong, with 2 ribs or 2 pairs of ribs, with slender base, blunt-tipped setulae on ribs; carpodium distinct, with slight upper rim, symmetrical, shortly stopper-shaped, composed of short-oblong cells in ranks and in ca. 5 tiers, cell walls moderately thickened; pappus obsolete or a short laciniate crown, apical cells of segments blunt. *Pollen grains* ca. 25  $\mu\text{m}$  in diameter. Plate 179.

The genus *Oaxacania* is distinctive in its alternate petiolate leaves with palmately lobed blades, its stipitate glandular pubescence, its flattened achenes, and its obsolete pappus, the characters emphasized by B. Robinson and Greenman (1895) when they compared the genus with the broad traditional concept of *Alomia*. The paleae of the receptacle were also noted by those authors, but were not considered different from paleae in other members of the Eupatorieae. There was no appreciation of the extremely isolated position of *Oaxacania* in the Eupatorieae.

The only reasonably close relative of *Oaxacania* seems to be the comparatively recently described *Carterothamnus* of southern Baja California. The latter genus has a similar phyllotaxy and leaf form, and also has elongate peduncles, subimbricate involucre, paleaceous receptacles, and a reduced pappus. Nevertheless, the two genera differ in a number of important characters. *Carterothamnus* has sessile rather than long-stipitate glands, the peduncles are completely solitary, the involucre bracts have blunt apices, the corollas are glabrous on the outer surface, the inner surfaces of the corolla lobes are not papillose, the style appendages are nearly smooth with greatly enlarged nodular apices, the achenes are not flattened, and the pappus retains distinct squamellae and a single long bristle. It is considered significant that the closest relative of *Oaxacania* is itself so different.

The paleae of the receptacle in *Oaxacania* and *Carterothamnus* are the most important feature on which the subtribe is based. They seem to have a more basic struc-

ture than the various other paleae found in the Eupatorieae, and they are more closely associated with the adjacent flowers. The paleae and florets seem to detach from the receptacle as a unit. This is most strongly developed in *Oaxacania*, where the base of the palea somewhat encloses the achene.

The achene of *Oaxacania* is one of the two examples in the Eupatorieae that is compressed. The compression in *Oaxacania* is incomplete, with two ribs surviving along each margin. The other genus of the Eupatorieae with compressed achenes, *Macvaughiiella* (= *Schaetzellia* Schultz-Bip.), is a member of the subtribe Ageratinae, apparently near *Stevia*, having an eximbricate subequal involucre, comparatively few-flowered heads, no paleae, two-ribbed achenes, and a two-bristled pappus.

The pappus in *Oaxacania* is reduced to a small fringe of setulae that closely resemble those along the ribs of the achene. Such setulae do not necessarily represent a true pappus, and the achenes are probably best regarded as epappose.

The genus *Oaxacania* appears to be restricted to steep rocks or cliffs in northern Oaxaca and immediately adjacent southern Puebla, in eastcentral Mexico. The type locality in Tomellin Canyon is recorded as 3,000 ft. in elevation. The generic name refers to the state of Oaxaca from which the plant was originally described.

The following single species is recognized in the genus:

*Oaxacania malvaefolia* B. Robinson & Greenman, Mexico.

## 180. *Carterothamnus*

*Carterothamnus* R. King, *Rhodora* 69: 45. 1967. TYPE: *Carterothamnus anomalochaeta* R. King.

Sprawling to pendent *subshrubs* or *shrubs*, moderately to densely branched. *Stems* terete, striated, with minute sessile glandular hairs in younger parts. *Leaves* alternate, petioles distinct, moderately long; blades subcoriaceous, broadly 3–7 cleft two-thirds or more to base, lobes oblong, often narrow, trinervate at base, surfaces smooth with minute essentially sessile glandular dots releasing viscid fluid on surfaces when mature.



PLATE 180. *Carterothamnus anomalochaeta* R. King.—A. Habit,  $\times \frac{1}{2}$ .—B. Head,  $\times 4$ .—C. Palea,  $\times 15$ .—D. Corolla showing anthers,  $\times 15$ .—E. Style,  $\times 15$ .—F. Achene,  $\times 15$ .

*Inflorescences* terminal on leafy shoots, heads solitary on moderately long erect peduncles; heads broadly campanulate. *Involucral bracts* ca. 30–40, subimbricate, in 4–6 strongly unequal graduated series, appressed, mostly persistent, inner bracts somewhat deciduous, apices obtuse and fringed, outer surface with 4 costae; receptacle convex with slight central depression, paleaceous; paleae deciduous, linear with slightly broadened fringed tips, basally appressed to and usually extracted with florets. *Florets* ca. 50 in a head; corollas white, narrowly funnelliform with slender basal tube enlarged slightly at base and apex, glabrous on both surfaces; cells of throat elongate with sinuous lateral walls; lobes triangular, slightly longer than wide, with large slightly bulging cells on inner surface, smooth and somewhat thickened on outer surface; anther collar cylindrical, poorly differentiated, cell walls not sclerified or ornamented; anther appendage large, as wide as long, truncated to somewhat retuse; style base enlarged in small node, with girdle of large firm-walled cells in ca. 2 series, glabrous; style appendages slender and scarcely mamillate below, with large smooth fusiform broadened and thickened apex. *Achenes* prismatic, 5-ribbed, with setulae on ribs; carpodium distinct, with slight upper rim, symmetrical, shortly stopper-shaped, with many tiers of ranked shortly subquadrate cells, cell walls thickened; pappus of ca. 10–12 narrow short squamellae and with 1 long barbed bristle with a bent or contorted tip, apical cells acute. *Pollen grains* ca. 13–15  $\mu\text{m}$  in diameter. Plate 180.

As suggested to the authors years ago by J. Rzedowski of Instituto Politécnico Nacional in Mexico (pers. comm.), *Carterothamnus* is evidently related to *Oaxacania*. Both genera have alternate petiolate leaves with palmately lobed blades, long peduncles, subimbricate apically fringed involucral bracts, paleaceous receptacles, corolla lobes with smooth thickened outer surfaces, a basal node on the style, and an obsolete or reduced pappus. *Carterothamnus* differs by its glands not being obviously stipitate, its peduncles being solitary, its involucral bracts having blunt apices, its corollas being glabrous, its corolla lobes not being papillose inside, its stylar node being less conical with a more differentiated band of outer cells, its stylar appendages non-papillose with greatly enlarged tips, and its pappus having squamellae and a long bristle.

At the time of its description (R. King, 1967a), the relationship of *Carterothamnus* to *Oaxacania* was not suspected. The obvious comparison was with *Hofmeisteria* which is common in the same area of Baja California where *Carterothamnus* grows. *Hofmeisteria* also has alternate leaves with lobed or dissected blades, lacks true glandular punctations, has solitary heads on erect peduncles, has subimbricate involucre, and has glabrous corollas. *Hofmeisteria* is undoubtedly related to *Carterothamnus*, but is placed here in a separate subtribe, outside of the *Carterothamnus*–*Oaxacania* relationship, primarily because of the lack of paleae on the receptacle, the lack of a basal stylar node, and the scarcely spinulose surface on the pollen grains.

The glands of *Carterothamnus* are similar to those of *Oaxacania* in having small tips, but they have short rather

than long stalks, being nearly sessile. The glands seem to quickly degenerate, leaving a viscid fluid on the stem and leaf surfaces. The fluid apparently contains labdane derivatives (Bohlmann et al., 1979a). The lack of true large capitate glandular punctations seems to be reflected in the lack of sesquiterpene lactones.

The anther collar of *Carterothamnus* seems to be unsclerified, and the cell structure is difficult to determine. An area of shorter cells does seem to be present, however. Sclerified walls may be present in some specimens.

The pollen in *Carterothamnus* is the smallest in the Eupatorieae. The contrast between the pollen and the much larger type in *Oaxacania* was noted by King and Robinson (1970e).

The chromosome report of  $n = 18$  has been furnished by A. M. Powell (pers. comm.). The one count, correlated with a few similar counts in *Hofmeisteria*, suggests that such numbers are basic in both of the related subtribes.

*Carterothamnus* is known only from various Arroyos and vertical cliffs in the Sierra de la Giganta in southern Baja California, Mexico. The elevations given are between 375–780 m. One specimen is recorded as growing at the point of contact of grayish tuff with the uppermost stratum of black conglomerate (?).

The generic name honors Annetta Carter, botanist at the University of California at Berkeley. Dr. Carter was the collector of the type specimen.

The following single species is recognized in the genus:

*Carterothamnus anomalochaeta* R. King, Baja California.

LITERATURE CITED

- AARON, I. 1974. The Blazing Star Prairies of Western Pennsylvania. Butler, Pennsylvania.
- ADAMS, C. D. 1971. Miscellaneous additions and revisions to the flowering plants of Jamaica, III. *Phytologia* 21: 405-410.
- ALAIN, H. 1960. Novedades en la flora Cubana, XII. *Contr. Ocas. Mus. Hist. Nat. Colegio "De La Salle"* 18: 1-16.
- ALVARADO, S., J. F. CICCIO, J. CALZADA, V. ZABEL & W. H. WATSON. 1979. Thieleanine, a new guaianolide from *Decachaeta thieleana*. *Phytochemistry* 18: 330.
- ARISTEGUIETA, L. 1964. Compositae. In *Flora de Venezuela* 10: 91-243 (Eupatorieae), 523, 525-531 (*Isocarpha* and *Lepidesmia*).
- ARRUDA DA CAMARA, M. 1810. Discurso Sobre Utilidade da Instituicao de Jardins nas Principaes Provincias do Brazil. Rio de Janeiro.
- ATKINSON, R. E. & R. F. CURTIS. 1971. A thiophen from *Liatris pycnostachya*. *Phytochemistry* 10: 454-455.
- BADILLO, V. M. 1943. Dos nuevas compuestas de Venezuela. *Bol. Soc. Venez. Ci. Nat.* 8: 237-239.
- . 1944a. Compuestas venezolanas notables o nuevas. *Bol. Soc. Venez. Ci. Nat.* 9: 131-137.
- . 1944b. *Tamayoa*, genero nuevo de las compuestas (Asteraceae). *Bol. Soc. Venez. Ci. Nat.* 9: 139-140.
- . 1946. Contribucion al conocimiento de la sistematica y distribucion geografica de las compuestas en Venezuela. *Bol. Soc. Venez. Ci. Nat.* 10: 279-320.
- . 1962. *Mikania araguensis*, una nueva compuesta del parque nacional de Rancho Grande. *Noved. Ci., Ser. Bot.* 2: 1-4.
- . 1976. Novedades venezolanas en Asteraceae (Compositae). *Bol. Soc. Venez. Ci. Nat.* 22: 35-41.
- . 1978. Tres Compuestas de Venezuela. *Acta Bot. Venez.* 13: 109-115.
- . 1981. *Mikania solidinervia* sp. nov. y *Vernonia karstenii* Sch. Bipp. [sic] nuevas en Venezuela. *Ernstia* 7: 20-24.
- . 1982. Una nueva combinacion en *Critonia* (Compositae). *Ernstia* 10: 10-12.
- . 1985. Dos nuevos Compuestas del sur de Venezuela. *Ernstia* 30: 1-3.
- BAKER, H. G. 1967. The evolution of weedy taxa in the *Eupatorium microstemon* species aggregate. *Taxon* 16: 293-300.
- BAKER, J. G. 1876. Compositae II. Eupatoriaceae. In C. Martius, *Fl. Bras.* 6(2): 181-374, pl. 51-102.
- BAKER, M. M. & B. L. TURNER. 1986. Taxonomy of *Flyriella* (Asteraceae—Eupatorieae). *SIDA* 11: 300-317.
- BARROSO, G. M. 1949. *Praxeliopsis*—Um novo genero de Compositae. *Arq. Jard. Bot. Rio de Janeiro* 9: 175-178.
- . 1950. Considerações sobre o genero *Eupatorium*. *Arq. Jard. Bot. Rio de Janeiro* 10: 13-116, pl. 1, 2, foto 1-19.
- . 1951. Estudos das espécies brasileiras de "*Trichogonia*". *Gardn. Arq. Jard. Bot. Rio de Janeiro* 11: 7-18, pl. 1-13.
- . 1957. Compositae—O genero *Stylotrichium* Mattfeld. *Arq. Jard. Bot. Rio de Janeiro* 15: 23-25.
- . 1958. *Mikaniae* do Brasil. *Arq. Jard. Bot. Rio de Janeiro* 16: 239-333, pl. 1-31, foto 1-57.
- . 1965. De compositarum novitatibus. *Sellowia* 17: 79-83.
- . 1969. Novitates compositarum, II. *Loefgrenia* 36: 1-3, foto 1-6.
- & R. M. KING. 1971. New taxa of Compositae (Eupatorieae) from Brazil. *Brittonia* 23: 118-121.
- BARTRAM, W. 1791. *Travels through North and South Carolina*. James and Johnson, Philadelphia.
- BENTHAM, G. 1844. *The Botany of the Voyage of H.M.S. Sulphur*. Smith, Elder & Co., London.
- . 1873. Notes on the classification, history, and geographical distribution of Compositae. *J. Linn. Soc., Bot.* 13: 335-577.
- & J. D. HOOKER. 1873. *Genera Plantarum*. 2: 1-554. Lovell Reeve & Co., London.
- BLAKE, S. F. 1924. New American Asteraceae. *Contr. U.S. Natl. Herb.* 22(8): 587-661, pl. 54-63.
- . 1926. 157. Asteraceae. Aster Family. In P. C. Standley, *Trees and Shrubs of Mexico*. *Contr. U.S. Natl. Herb.* 23: 1418-1432 (3. *Piqueria*-15. *Piptothrix*), 1470-1484 (18. *Mikania*-21. *Dyscritothamnus*).
- . 1938. Eleven new American Asteraceae. *J. Wash. Acad. Sci.* 28: 478-492.
- . 1941. Note on the name *Eupatorium rugosum*. *Rhodora* 43: 557-558.
- . 1943. Ten new American Asteraceae. *J. Wash. Acad. Sci.* 33: 265-272.
- . 1958. Two new genera of Compositae from Peru and Costa Rica. *J. Wash. Acad. Sci.* 47: 407-410.
- BOHLMANN, F. & L. N. DUTTA. 1979. Neue Germacranolide aus *Liatris cylindracea*. *Phytochemistry* 18: 847-850.
- & L. FIEDLER. 1978. Neue Nerolidol-Derivate aus *Ageratina aschenbornia*. *Phytochemistry* 17: 566-567.
- & M. GRENZ. 1977. Über neue Inhaltsstoffe aus Vertretern der *Eupatorium*-Gruppe. *Chem. Ber.* 110: 1321-1329.
- & R. K. GUPTA. 1981. Six cadinene derivatives from *Ageratina adenophora*. *Phytochemistry* 20: 1432-1433.
- & C. ZDERO. 1975. Über neue Sesquiterpene aus *Polypteris texana* (DC.) A. Gray. *Chem. Ber.* 108: 3543-3549.
- & ———. 1976. Über Inhaltsstoffe der Gattung *Brickellia*. *Chem. Ber.* 109: 1436-1445.
- , T. BURKHARDT & C. ZDERO. 1973. Naturally Occurring Acetylenes. Academic Press, London and New York.
- , C. ZDERO, R. M. KING & H. ROBINSON. 1977a. A new Ageratone derivative from *Isocarpha oppositifolia*. *Phytochemistry* 16: 768.
- , J. JAKUPOVIC & M. LONITZ. 1977b. Über Inhaltsstoffe der *Eupatorium*-Gruppe. *Chem. Ber.* 110: 301-314.
- , C. ZDERO, R. M. KING & H. ROBINSON. 1979a. Neue Labdan-Derivate aus *Carterothamnus anomalochaeta*. *Phytochemistry* 18: 621-624.
- , L. N. DUTTA, W. DORNER, R. M. KING & H. ROBINSON. 1979b. Zwei neue Guajanolide sowie weitere Longipinenester aus *Stevia*-Arten. *Phytochemistry* 18: 673-675.
- , C. ZDERO, R. M. KING & H. ROBINSON. 1979c. Neue Cadinene-Derivate und Andere Inhaltsstoffe aus *Chromolaena*-Arten. *Phytochemistry* 18: 1177-1179.
- , ———, & ———. 1979d. Ein neues Labdan-Derivate und neue Thymol-derivate aus *Bishovia boliviensis*. *Phytochemistry* 18: 1234-1235.
- , A. SUWITA, H. ROBINSON & R. M. KING. 1979e. Ein

- neues Toxol-derivate aus *Austrobrickellia patens*. Phytochemistry 18: 2055.
- , R. M. KING & H. ROBINSON. 1980a. Neue entlabdan-derivate aus *Austroeupatorium chaparense*. Phytochemistry 19: 111–114.
- , L. DUTTA & K. KERR. 1980b. Sesquiterpenlactone aus *Oxylobus oaxacanus*. Phytochemistry 19: 691–692.
- , E. ROSENBERG, R. M. KING & H. ROBINSON. 1980c. Neue Labdan-Derivate aus *Aristeguietia buddleaeifolia*. Phytochemistry 19: 977–979.
- , A. SUWITA, R. M. KING & H. ROBINSON. 1980d. Neue Guaianolide aus *Eupatorium rotundifolium*. Phytochemistry 19: 1233–1234.
- , C. ZDERO, R. M. KING & H. ROBINSON. 1980e. New heliangolides from *Conocliniopsis prasiifolia*. Phytochemistry 19: 1547–1549.
- , H. ROBINSON & R. M. KING. 1980f. Guaianolides from *Agrianthus pungens*. Phytochemistry 19: 1873–1874.
- , R. K. GUPTA, R. M. KING & H. ROBINSON. 1980g. Diterpenes and tetranorditerpenes from *Acritopappus* species. Phytochemistry 19: 2695–2705.
- , R. K. GUPTA, R. M. KING & H. ROBINSON. 1981a. A clerodane lactone and a tremetone derivative from *Bahianthus viscidus*. Phytochemistry 20: 331–332.
- , J. JAKUPOVIC, A. K. DHAR, R. M. KING & H. ROBINSON. 1981b. Heliangolides and diterpenes from *Hartwrightia floridana*. Phytochemistry 20: 843–845.
- , C. ZDERO, R. M. KING & H. ROBINSON. 1981c. Germacranolides, a guaianolide with a  $\beta$ -lactone ring and further constituents from *Grazielia* species. Phytochemistry 20: 1069–1075.
- , A. K. DHAR, J. JAKUPOVIC, R. M. KING & H. ROBINSON. 1981d. Two sesquiterpene lactones with an additional propiolactone ring from *Disynaphia halimifolia*. Phytochemistry 20: 1077–1080.
- , C. ZDERO, L. FIEDLER, H. ROBINSON & R. M. KING. 1981e. A labdane derivative from *Chromolaena collina* and a p-hydroxyacetophenone derivative from *Stomatanthes corumbensis*. Phytochemistry 20: 1141–1143.
- , A. K. DAHR, R. M. KING & H. ROBINSON. 1981f. A guaianolide from *Guevaria sodiroi*. Phytochemistry 20: 1144–1145.
- , C. ZDERO, J. PICKARD, H. ROBINSON & R. M. KING. 1981g. New types of sesquiterpene lactones and other constituents from *Trichogonia* species. Phytochemistry 20: 1323–1333.
- , R. K. GUPTA, R. M. KING & H. ROBINSON. 1981h. Prostaglandin-like fatty acid derivative from *Chromolaena morii*. Phytochemistry 20: 1417–1418.
- , A. K. DHAR, J. JAKUPOVIC, R. M. KING & H. ROBINSON. 1981i. A caryophyllene derivative from *Fleischmannia pycnocephaloides*. Phytochemistry 20: 1425–1426.
- , M. AHMED, H. ROBINSON & R. M. KING. 1981j. A kolavane derivative from *Liatris scariosa*. Phytochemistry 20: 1439–1440.
- , J. JAKUPOVIC, R. M. KING & H. ROBINSON. 1981k. New germacranolides, guaianolides and rearranged guaianolides from *Lasiolaena santosii*. Phytochemistry 20: 1613–1622.
- , W. ABRAHAM, H. ROBINSON & R. M. KING. 1981l. Heliangolides and other constituents from *Bejaranoa semistriata*. Phytochemistry 20: 1639–1642.
- , C. ZDERO, R. M. KING & H. ROBINSON. 1981m. Thirteen kolavane derivatives from *Symphiopappus* species. Phytochemistry 20: 1657–1663.
- , A. SUWITA, H. ROBINSON & R. M. KING. 1981n. Six guaianolides from *Stylotrichium rotundifolium*. Phytochemistry 20: 1887–1890.
- , A. ADLER, A. SCHUSTER, R. K. GUPTA, R. M. KING & H. ROBINSON. 1981o. Diterpenes from *Mikania* species. Phytochemistry 20: 1899–1902.
- , W.-R. ABRAHAM, R. M. KING & H. ROBINSON. 1981p. New diterpenes from *Koanophyllon* species. Phytochemistry 20: 1903–1906.
- , W. KRAMP, R. K. GUPTA, R. M. KING & H. ROBINSON. 1981q. Four guaianolides and other constituents from three *Kaunia* species. Phytochemistry 20: 2375–2378.
- , N. BORTHAKUR, R. M. KING & H. ROBINSON. 1982a. Further prostaglandin-like fatty acids from *Chromolaena morii*. Phytochemistry 21: 125–127.
- , C. ZDERO, R. M. KING & H. ROBINSON. 1982b. Humulene derivatives from *Acritopappus prunifolius*. Phytochemistry 21: 147–150.
- , J. JAKUPOVIC, A. SCHUSTER, R. M. KING & H. ROBINSON. 1982c. Guaianolides and homoditerpenes from *Lasiolaena morii*. Phytochemistry 21: 161–165.
- , A. ADLER, R. M. KING & H. ROBINSON. 1982d. Entlabdanes from *Mikania alvimii*. Phytochemistry 21: 173–176.
- , M. BAPUJI, R. M. KING & H. ROBINSON. 1982e. Unusual diterpenes from *Brickellia eupatorioides*. Phytochemistry 21: 181–186.
- , P. SINGH, J. JAKUPOVIC, R. M. KING & H. ROBINSON. 1982f. Three cadinene derivatives and a prostaglandin-like acid from *Chromolaena* species. Phytochemistry 21: 371–374.
- , C. ZDERO, H. ROBINSON & R. M. KING. 1982g. Labdane derivatives from *Planaltoa lychnophoroides*. Phytochemistry 21: 465–467.
- , P. SINGH, J. JAKUPOVIC, H. ROBINSON & R. M. KING. 1982h. An epoxygermacranolide and further constituents from *Mikania* species. Phytochemistry 21: 705–707.
- , M. BAPUJI, R. M. KING & H. ROBINSON. 1982i. New kolavenol derivatives from *Goyazianthus tetrastichus*. Phytochemistry 21: 939–941.
- , A. ADLER, R. M. KING & H. ROBINSON. 1982j. Germacranolides from *Mikania graziellae*. Phytochemistry 21: 1169–1170.
- , J. JAKUPOVIC, R. M. KING & H. ROBINSON. 1982k. A dimeric germacranolide and other sesquiterpene lactones from *Mikania* species. Phytochemistry 21: 1349–1355.
- , C. ZDERO, R. M. KING & H. ROBINSON. 1984. A new hydroxygermacrene and other constituents from *Pseudo-brickellia pinnifolia*. Phytochemistry 23: 1798–1799.
- BOLICK, M. R. 1977. Observations on style branch exposure in *Eupatorium havanense* H.B.K. (Eupatoriaceae—Compositae). Taxon 26: 239–240.
- BORHIDI, A. 1983. New names and new species in the flora of Cuba and Antilles. III. Acta Bot. Acad. Sci. Hung. 29: 181–215.
- & O. MUÑOZ. 1971. New plants in Cuba I. Act. Bot. Acad. Sci. Hung. 17: 1–36.
- & ———. 1973. New plants in Cuba II. Act. Bot. Acad. Sci. Hung. 18: 29–48.
- BOSE, P. K., P. CHAKRABARTI, S. CHAKRAVARTI, S. P. DUTTA &



- A. K. BARUA. 1973. Flavonoid constituents of *Eupatorium odoratum*. *Phytochemistry* 12: 667-668.
- BOULTER, D., J. T. GLEAVES, B. G. HASLETT, D. PEACOCK & U. JENSEN. 1978. The relationships of 8 tribes of the Compositae as suggested by plastocyanin amino acid sequence data. *Phytochemistry* 7: 1585-1589.
- , J. A. M. RAMSHAW, E. W. THOMPSON, M. RICHARDSON & R. H. BROWN. 1972. A phylogeny of higher plants based on the amino acid sequences of cytochrome *c* and its biological implications. *Proc. Roy. Soc. London, Ser. B, Biol. Sci.* 181: 441-455.
- BOWERS, W. S., T. OHTA, J. S. CLEERE & P. A. MARSELLA. 1976. Discovery of insect anti-juvenile hormones in plants. *Science* 193: 542-547.
- BRITTEN, J. 1896. Arruda's Brazilian plants. *J. Bot.* 34: 242-250.
- BROWN, K. S., JR. 1984. Adult-obtained pyrrolizidine alkaloids defend ithomiine butterflies against a spider predator. *Nature (London)* 309: 707-709.
- BROWN, R. 1817-1818. Some observations on the natural family of plants called Compositae. *Trans. Linn. Soc. London* 12: 76-142.
- BROWNE, P. 1756. *The Civil and Natural History of Jamaica in Three Parts*. London.
- BUBANI, P. 1900. *Flora pyrenaea*. 2: 1-718. Milan.
- CABRERA, A. L. 1941. *Compuestas Bonaerensis*. (II. *Adenostemma* Forst.-VI. *Mikania* Willd.) *Revista Mus. La Plata, Sec. Bot. n.s.* 4: 21-49.
- . 1945. Cuatro compuestas nuevas del Peru. *Revista Univ. (Cuzco)* 33(87): 117-122.
- . 1956. Un nuevo genero de Eupatorieas (Compositae) de Bolivia. *Bol. Soc. Argent. Bot.* 6: 91-93.
- . 1957. El genero *Carelia* (Compositae). *Bol. Soc. Argent. Bot.* 6: 239-242.
- . 1959a. *Compositae Catarinenses novae*. *Bol. Soc. Argent. Bot.* 7: 187-200.
- . 1959b. Notas sobre tipos de compuestas sudamericanas en herbarios europeos, I. *Bol. Soc. Argent. Bot.* 7: 233-246.
- . 1959c. Notas sobre tipos de compuestas sudamericanas en herbarios europeos, II. *Bol. Soc. Argent. Bot.* 8: 26-35.
- . 1959d. Ocho compuestas sudamericanas nuevas. *Univ. Nac. La Plata, Notas Mus.* 19(92): 191-210.
- . 1962. *Compuestas andinas nuevas*. *Bol. Soc. Argent. Bot.* 10: 21-45.
- . 1973. *Notas sobre tipos de compuestas sudamericanas en herbarios europeos, IV*. *Bol. Soc. Argent. Bot.* 15: 113-125.
- . 1974. *Especies nuevas o criticas de la flora Jujeña, VI*. *Bol. Soc. Argent. Bot.* 15: 319-339.
- . 1976. Una segunda especie del genero *Ascidiogyne* (Compositae). *Hickenia* 1: 1-3.
- . 1978. Parte X—Compositae. Pp. 1-726 in *Flora de la Provincia de Jujuy. Coleccion Cientifica del Inta, Buenos Aires*.
- & N. VITTE. 1954. *Catalogo de las Eupatorieas Argentinas*. *Revista Mus. Univ. Eva Peron n.s.* 8: 179-263.
- & ———. 1961. *Compositae Catharinensis I. Vernoniaeae*. *Sellowia* 13: 143-193.
- & ———. 1963. *Compositae Catharinensis II. Eupatorieae*. *Sellowia* 15: 149-258.
- CARLQUIST, S. 1965. Wood anatomy of Eupatorieae (Compositae). *Aliso* 6(1): 89-103.
- . 1966. Wood anatomy of Compositae: a summary with comments on factors controlling wood evolution. *Aliso* 6(2): 25-44.
- . 1976. Tribal interrelationships and phylogeny of the Asteraceae. *Aliso* 8(4): 465-492.
- CASSINI, H. 1812. Extrait d'un premier memoire de M. Henri Cassini, sur les Synanthérées. *Bull. Soc. Philom. Paris* 1812: 189-191.
- . 1813. Observations sur le style, et le stigmaté des Synanthérées. *J. Phys. Chim. Hist. Nat. Arts* 76: 97-128, 181-201, 249-275, pl. 1.
- . 1814a. Second memoire de M. Henri Cassini, sur les Synanthérées. *Bull. Soc. Philom. Paris* 1814: 9-11, pl. 1, 2.
- . 1814b. Précis d'un second memoire sur les Synanthérées. *J. Phys. Chim. Hist. Nat. Arts* 78: 272-291.
- . 1815. Extrait d'un troisième memoire de M. Henri Cassini, sur le Synanthérées. *Bull. Soc. Philom. Paris* 1815: 171-175.
- . 1816a. Troisième memoire sur les Synanthérées, analyse de la corolle. *J. Phys. Chim. Hist. Nat. Arts* 82: 116-146.
- . 1816b. Aperçu des genres nouveaux formés par M. Henri Cassini, dans la famille des Synanthérées. *Bull. Soc. Philom. Paris* 1816: 198-200.
- . 1817a. Extrait d'un quatrième memoire de M. Henri Cassini, sur les Synanthérées. *Bull. Soc. Philom. Paris* 1817: 115-118.
- . 1817b. Quatrième memoire sur la famille des Synanthérées, contenant l'analyse de l'ovaire et de ses accessoires. *J. Phys. Chim. Hist. Nat. Arts* 85: 5-21.
- . 1817c. *Caelestina*. In G. Cuvier, *Dict. Sci. Nat.* 6(suppl.): 8.
- . 1817d. *Carphephore*. In G. Cuvier, *Dict. Sci. Nat.* 7: 148-150.
- . 1818a. Cinquième memoire, sur la famille des Synanthérées, contenant les fondemens de la Synanthérographie. *J. Phys. Chim. Hist. Nat. Arts* 86: 120-129, 173-189.
- . 1818b. *Coleosanthus*. In G. Cuvier, *Dict. Sci. Nat.* 10: 36-37.
- . 1818c. *Composées*. In G. Cuvier, *Dict. Sci. Nat.* 10: 131-159.
- . 1818d. Aperçu des genres nouveaux formés par M. Henri Cassini dans la famille des Synanthérées, neuvième fascicule. *Bull. Soc. Philom. Paris* 1818: 139-142.
- . 1819a. Sixième memoire sur la famille des Synanthérées, contenant les caracteres des tribus. *J. Phys. Chim. Hist. Nat. Arts* 88: 150-169, 189-204.
- . 1819b. *Critonia*. In G. Cuvier, *Dict. Sci. Nat.* 12: 1-2.
- . 1820a. *Eupatoire*. In G. Cuvier, *Dict. Sci. Nat.* 16: 2-4.
- . 1820b. *Eupatorées*. In G. Cuvier, *Dict. Sci. Nat.* 16: 5-8.
- . 1820c. *Eupatorières*. In G. Cuvier, *Dict. Sci. Nat.* 16: 9-10.
- . 1821a. *Gyptide*. In G. Cuvier, *Dict. Sci. Nat.* 20: 177-179.
- . 1821b. *Hélianthées* (with discussion of tribes). In G. Cuvier, *Dict. Sci. Nat.* 20: 354-385.
- . 1822a. *Isocarphe*. In G. Cuvier, *Dict. Sci. Nat.* 24: 18-20.
- . 1822b. *Kuhnie*. In G. Cuvier, *Dict. Sci. Nat.* 24: 515-520.

- . 1822c. *Lavenie*. In G. Cuvier, Dict. Sci. Nat. 25: 360–365.
- . 1823a. Le catalogue des plantes du Jardin medical de Paris (comments). In G. Cuvier, Dict. Sci. Nat. 26: 223–235.
- . 1823b. *Liatrix*. In G. Cuvier, Dict. Sci. Nat. 26: 235–239.
- . 1825. *Nothite*. In G. Cuvier, Dict. Sci. Nat. 35: 163–167.
- . 1826–1834. *Opuscles Phytologiques*. 3 Volumes. Paris.
- . 1826a. *Piquerie*. In G. Cuvier, Dict. Sci. Nat. 41: 115–119.
- . 1826b. *Praxelide*. In G. Cuvier, Dict. Sci. Nat. 43: 261–262.
- . 1827a. *Sclerolepe*. In G. Cuvier, Dict. Sci. Nat. 48: 155–156.
- . 1827b. *Suprage*. In G. Cuvier, Dict. Sci. Nat. 51: 384–388.
- . 1827c. *Synanthérogie*. In G. Cuvier, Dict. Sci. Nat. 51: 443–455.
- . 1828a. *Traganthes*. In G. Cuvier, Dict. Sci. Nat. 55: 129–131.
- . 1828b. *Trilise*. In G. Cuvier, Dict. Sci. Nat. 55: 310–311.
- . 1829. *Wikstromia*. In G. Cuvier, Dict. Sci. Nat. 59: 60.
- . 1830. *Zyégée* (with tableau synoptique des Synanthérées). In G. Cuvier, Dict. Sci. Nat. 60: 560–619.
- CAVANILLES, A. J. 1794–1797. *Icones et Descriptiones Plantarum*. Volumes 3, 4. Typographia Regia, Madrid.
- CHAMBERLAIN, J. S. 1891. A comparative study of the styles of Compositae. *Bull. Torrey Bot. Club* 18: 175–209, pl. 117–120.
- CHEVALIER, A. 1910. Alkaloids in *Ageratum conyzoides* and *A. mexicanum*. *Pharm. J.* 84: 760.
- CHUNG, I. 1967. New taxa of South American Compositae. *Phytologia* 14: 321–324.
- CLARKE, C. B. 1876. *Compositae Indicae, Descriptae et Secus Genera Bentharii Ordinatae*. Thacker Spink, Calcutta.
- CLEWELL, A. F. & J. W. WOOTEN. 1971. A revision of *Ageratina* (Compositae: Eupatorieae) from eastern North America. *Brittonia* 23: 123–143.
- COCK, M. J. W. & J. D. HOLLOWAY. 1982. The history of, and prospects for, the biological control of *Chromolaena odorata* (Compositae) by *Pareuchaetes pseudoinsulata* Rego Barros and allies (Lepidoptera: Arctiidae). *Bull. Entomol. Res.* 72: 193–205.
- COL, M. A. 1904. Recherches sur l'appareil secretateur interne des Composées. *J. Bot. (Morot)* 18: 110–133, 153–175.
- COLEMAN, J. 1970. Additional chromosome numbers in Brazilian Compositae. *Rhodora* 20: 94–99.
- CORREA A., M. D. & R. L. WILBUR. 1969. A revision of the genus *Carphephorus* (Compositae—Eupatorieae). *J. Elisha Mitchell Sci. Soc.* 85(3): 79–91.
- CORRELL, D. S. & M. C. JOHNSTON. 1970. *Manual of the Vascular Plants of Texas*. Texas Research Foundation, Renner, Texas.
- COULTER, J. M. 1895. New or noteworthy Compositae from Guatemala. *Bot. Gaz. (Crawfordsville)* 20: 41–52, pl. 5, 6.
- CRONQUIST, A. 1955. Phylogeny and taxonomy of the Compositae. *Amer. Midl. Naturalist* 53: 478–511.
- . 1965. Studies in Mexican Compositae, I. Miscellaneous new species. *Mem. New York Bot. Gard.* 12: 286–292.
- . 1977. The Compositae revisited. *Brittonia* 29: 137–240.
- . 1980. Asteraceae. In *Vascular Flora of the Southeastern United States* 1: i–xvi, 1–261. Univ. North Carolina Press, Chapel Hill.
- CUATRECASAS, J. 1964. Studies on Andean Compositae: VI. *Proc. Biol. Soc. Wash.* 77: 127–156.
- . 1965. Some new Compositae from Peru. *Ann. Missouri Bot. Gard.* 52: 304–313.
- DALLA TORRE, K. W. VON & H. A. T. HARMS. 1900–1907. *Genera Siphonogamarum ad Systema Englerianum Conscripta*. Wilhelm Engelmann, Leipzig.
- DECANDOLLE, A. P. 1836. Eupatoriaceae. *In Prodr.* 5: 103–211.
- . 1838. *Mantissa Compositarum*. *In Prodr.* 7: 262–307.
- DILLON, M. O. & W. G. D'ARCY. 1978 (1979). New and noteworthy Asteraceae from Panama. *Ann. Missouri Bot. Gard.* 65: 766–769.
- DOMINGUEZ, X. A. 1977. Chapter 16. Eupatorieae—chemical review. Pp. 487–502 in V. H. Heywood, J. B. Harborne & B. L. Turner (editors), *The Biology and Chemistry of the Compositae*. Academic Press, London, New York, San Francisco.
- ESTEVEZ, A., M. A. CASTELLANO, J. BROVETTO-CRUZ & W. FIELTZ. 1981. Indigenous plants used in Uruguay for fertility control. *Phytologia* 49: 421–424.
- EVERIST, S. L. 1974. *Poisonous Plants of Australia*. Angus and Robertson, Sydney.
- FERNALD, M. L. 1950. *Gray's Manual of Botany*. 8th edition. American Book Company, New York.
- FERREIRA, A. G. 1968. Contribuição ao estudo da nervação foliar das Compositae dos cerrados—IV—tribo Eupatorieae. *Arq. Bot. Estado São Paulo* 4: 153–170.
- FISCHER, N. H., E. J. OLIVIER & H. D. FISCHER. 1979. The biogenesis and chemistry of sesquiterpene lactones. P. 48 in W. Herz, H. Grisebach & G. W. Kirby (editors), *Progress in the Chemistry of Organic and Natural Products*. Springer-Verlag, New York.
- FLETCHER, H. G. 1955. The sweet herb of Paraguay. *Chem. Digest* 7: 18.
- FLYR, D. 1968. New names and records in *Brickellia* (Compositae). *Sida* 3: 252–256.
- FORSTER, J. R. & J. G. A. FORSTER. 1776. *Characteres Generum Plantarum*. London.
- GAERTNER, J. 1791. *De Fructibus et Seminibus Plantarum*. 2(3): 353–504, pl. 157–180. G. H. Schramm, Tübingen.
- GAGE, D. 1985. Chemical data and their bearing upon generic delineations in the Eupatorieae. *Taxon* 34: 61–71.
- GAISER, L. O. 1946. The genus *Liatrix*. *Rhodora* 48: 165–183, 216–263, 273–326, 331–382, 393–412.
- . 1949. Chromosome studies in *Liatrix*. I. Spicatae and Pycnostachyae. *Amer. J. Bot.* 36: 122–135.
- . 1950a. Chromosome studies in *Liatrix*. II. Graminifolia and Pauciflorae. *Amer. J. Bot.* 37: 414–423.
- . 1950b. Chromosome studies in *Liatrix*. III. Punctatae. *Amer. J. Bot.* 37: 763–777.
- . 1953. Chromosome studies in Kuhninae (Eupatorieae). I. *Brickellia*. *Rhodora* 55: 253–267, 269–288, 297–321, 328–345.
- . 1954. Studies in the Kuhninae (Eupatorieae), II. *J. Arnold Arbor.* 35: 87–133.
- GARDNER, G. 1846. Contributions towards a flora of Brazil, being the characters of several new species of Compositae,

- belonging to the tribe Eupatorieae (part). London J. Bot. 5: 455-491.
- . 1847. Contributions towards a flora of Brazil, being the characters of several new species of Compositae, belonging to the tribes Vernoniae and Eupatorieae, from the Province of Goyaz (part). London J. Bot. 6: 417-463.
- GLEASON, H. A. 1952. The New Britton and Brown Illustrated Flora of the Northeastern United States and Adjacent Canada, Volume 3. Lancaster Press, Lancaster, Pennsylvania.
- GOMEZ DE LA MAZA, M. 1889. Diccionario Botanico de los Nombres Vulgares Cubanos y Puerto-riquenos. Habana.
- GODFREY, R. K. 1950. Studies in the Compositae of North Carolina, III. J. Elisha Mitchell Sci. Soc. 66: 186-194.
- . 1961. *Liatris provincialis*, sp. nov., (Compositae), endemic in western Florida. Amer. Midl. Naturalist 66: 466-470.
- GOODWIN, T. W. 1980. 5.3 Carotenoids. In E. A. Bell & B. V. Charlwood (editors), Secondary Plant Products. Encycl. Pl. Physiol. n.s. 8: 257-287.
- GRANT, W. F. 1953. A cytotoxic study in the genus *Eupatorium*. Amer. J. Bot. 40: 729-742.
- GRASHOFF, J. L. 1972. A Systematic Study of the North and Central American Species of *Stevia*. Ph.D. dissertation, Univ. of Texas, Austin.
- . 1974. Novelty in *Stevia* (Compositae: Eupatorieae). Brittonia 26: 347-384.
- . 1975. *Metastevia* (Compositae: Eupatorieae): a new genus from Mexico. Brittonia 27: 69-73.
- & J. H. BEAMAN. 1969a. Studies in *Eupatorium* (Compositae), I. Revision of *Eupatorium bellidifolium* and allied species. Rhodora 71: 566-576.
- & ———. 1969b. Studies in *Eupatorium* (Compositae), II. A new species of *Eupatorium* (section *Hebeclinium*). Rhodora 71: 577-579.
- & ———. 1970. Studies in *Eupatorium* (Compositae), III. Apparent wing pollination. Brittonia 22: 77-84.
- , M. W. BIERNER & D. K. NORTHINGTON. 1972. Chromosome numbers in North and Central American Compositae. Brittonia 24: 379-394.
- GRAY, A. 1849. Plantae Fendlerianae Novi-Mexicanae: An account of a collection of plants made chiefly in the vicinity of Santa Fé, New Mexico, by Augusta Fendler; with descriptions of new species, critical remarks, and characters of other undescribed or little known plants from surrounding regions. Mem. Amer. Acad. Arts n.s. 4: 1-116.
- . 1851. Characters of a new genus of Compositae—Eupatoriaceae, with remarks on some other genera of the same tribe. Hooker's J. Bot. Kew Gard. Misc. 3: 223-225.
- . 1852. Compositae. In Plantae Wrightianae Texano-Neo-mexicanae. I. Smithsonian Contr. Knowl. 3: 82-129, pl. 6-10.
- . 1879a. On the genus *Garberia*. Proc. Acad. Sci. Philadelphia 1879: 379-380.
- . 1879b (1880). Botanical contributions. 2. Some new North American genera, species, &c. Proc. Amer. Acad. Arts 15: 41-52.
- . 1880. Contributions to North American botany. I. Notes on some Compositae. Proc. Amer. Acad. Arts 16: 78-102.
- . 1882. Contributions to North American botany. II. Novitiae Arizonicae, etc.: characters of the new plants of certain recent collections, mainly in Arizona and adjacent districts, etc. Proc. Amer. Acad. Arts 17: 199-230.
- GREENE, E. L. 1889-1892. *Biolettia*, a new genus of Compositae. Pittonia 2: 215-216.
- . 1893. Observations on the Compositae—Tribe II. Eupatoriaceae. Erythea 1: 41-45.
- . 1903. Neglected Eupatoriaceous genera. Leafl. Bot. Observ. 1: 7-13.
- GREENEMAN, J. N. 1912. II.—Diagnoses of new species and notes on other Spermatophytes, chiefly from Mexico and Central America. Publ. Field. Columbian Mus., Bot. Ser. 2: 329-350.
- GRIERSON, A. J. C. 1972. Critical notes on the Compositae of Ceylon. Ceylon J. Sci. 10: 42-60.
- HARBORNE, J. B. 1977. Chapter 12. Flavonoid profiles in the Compositae. Pp. 359-384 in V. H. Heywood, J. B. Harborne & B. L. Turner (editors), The Biology and Chemistry of the Compositae. Academic Press, London, New York, San Francisco.
- HARCOMBE, P. A. & J. H. BEAMAN. 1967. Transfer of two Mexican species of *Eupatorium* to *Brickellia* (Compositae). Southw. Naturalist 12: 127-133.
- HASS, E. 1970. White snakeroot and a frontier tragedy. Gard. J. New York Bot. Gard. 20(5): 138-139.
- HEBERT, H. J.-C. 1968. Generic considerations concerning *Carphephorus* and *Trilisa* (Compositae). Rhodora 70: 474-485.
- HEGNAUER, R. 1977. Chapter 10. The chemistry of the Compositae. Pp. 283-335 in V. H. Heywood, J. B. Harborne & B. L. Turner (editors), The Biology and Chemistry of the Compositae. Academic Press, London, New York, San Francisco.
- HEMSLEY, W. B. 1881-1882. Enumeration of the Gamopetalae, with descriptions of new species. In F. D. Godman & O. Salvin (editors), Biol. Cent.-Amer., Bot. 2: 1-576.
- HEROUT, V. 1974. A chemical compound as a taxonomic character. In G. Bendz & J. Santesson (editors), Chemistry in Botanical Classification. Nobel Symposia: Medicine and Natural Sciences 25: 55-62.
- HERZ, W. 1974. Pseudoguaianolides in Compositae. In G. Bendz & J. Santesson (editors), Chemistry in Botanical Classification. Nobel Symposia: Medicine and Natural Sciences 25: 153-172.
- . 1977. Chapter 11. Sesquiterpene lactones in the Compositae. Pp. 337-357 in V. H. Heywood, J. B. Harborne & B. L. Turner (editors), The Biology and Chemistry of the Compositae. Academic Press, London, New York, San Francisco.
- HERZ, W., P. KULANTHAIVEL, P. S. SUBRAMANIAN, C. C. J. CULVENOR & J. A. EDGAR. 1981. Alkaloids of *Conoclinium coelestinum* (L.) DC., *Eupatorium compositifolium* Walt., and *E. altissimum* L.: isolation of crystalline intermedine from *C. coelestinum*. Experimentia 37: 683.
- , P. S. SANTHANAM, H. WAGNER, R. HOER, L. HORHAMMER & L. FARKAS. 1969a. Isolation, structure and synthesis of 4',5',6',7-tetrahydroxy-3'-methoxyflavone (Batafolia), a new flavone from *Mikania batatafolia* DC. Tetrahedron Lett. 39: 3419-3421.
- , P. S. SUBRAMANIAN, P. S. SANTHANAM, K. AOTA & A. HALL. 1969b. Structure elucidation of sesquiterpene dilactones from *Mikania scandens* (L.) Willd. J. Org. Chem. 35: 1453-1464.
- & S. GIBAJA. 1972a. Compositae 5-hydroxy-6,7,4'-trimethoxyflavone from *Ageratina gilbertii*. Phytochemistry 11: 2625.
- , S. V. BHAT & A. SRINIVASAN. 1972b. Dihy-

- droflavonols and other flavonoids from *Eupatorium* species. *Phytochemistry* 11: 2859–2863.
- & I. WAHLBERG. 1973a. Provincialin, a cytotoxic germacradienolide from *Liatris provincialis* Godfrey with an unusual ester side chain. *J. Org. Chem.* 38: 2485–2489.
- & ———. 1973b. Punctatin: a new germacradienolide from *Liatris punctata*. *Phytochemistry* 12: 1421–1426.
- HIERONYMUS, G. 1893. Über *Eupatoriopsis*, eine neue Compositen-gattung. *Bot. Jahrb. Syst.* 18(Beibl. 43): 46–47.
- . 1901. *Plantae Lehmannianae praesertim in Columbia [sic] et Ecuador collectae, additis quibusdam ab aliis collectoribus ex iisdem regionibus allatis determinatae et descriptae*. *Compositae* 11. *Bot. Jahrb. Syst.* 28: 558–659.
- . 1906. *Uleophytum*. In E. Ule, II. Beiträge zur Flora der Hylaea nach den Sammlungen von Ule's Amazonas-Expedition. *Verh. Bot. Vereins Prov. Brandenburg* 48: 198.
- HINTON, J. & J. RZEDOWSKI. 1972. George B. Hinton, collector of plants in southwestern Mexico. *J. Arnold Arbor.* 53: 140–181.
- HOFFMANN, O. 1890–1894. *Compositae*. In A. Engler & K. Prantl (editors), *Nat. Pflanzenfam.* 4(5): 87–387.
- HOLMES, W. C. 1975. A Revision of *Mikania scandens* and Relatives (Compositae). Ph.D. dissertation. Mississippi State Univ., University.
- . 1982. Revision of the Old World *Mikania* (Compositae). *Bot. Jahrb. Syst.* 103: 211–246.
- . 1982. Studies on *Mikania* (Compositae)—VIII. *Phytologia* 51: 233–239.
- . 1983. Studies on *Mikania* (Compositae)—IX. *Phytologia* 54: 115–118.
- . 1985a. Studies on *Mikania* (Compositae)—X. *Phytologia* 57: 441–444.
- . 1985b. Studies on *Mikania* (Compositae)—XI. *Phytologia* 58: 165–166.
- . 1985c. Studies on *Mikania* (Compositae)—XII. *Phytologia* 58: 243–244.
- . 1986. Studies on *Mikania* (Compositae)—XIII. *Phytologia* 59: 441–442.
- & S. McDANIEL. 1975. Notes on *Mikania* (Compositae). *Phytologia* 31: 273–278.
- & ———. 1976. Notes on *Mikania* (Compositae)—II. *Phytologia* 33: 1–3.
- & ———. 1977a. Notes on *Mikania* (Compositae)—III. *Phytologia* 35: 329–331.
- & ———. 1977b. Notes on *Mikania* (Compositae)—IV. *Phytologia* 37: 467–475.
- & ———. 1979. Notes on *Mikania* (Compositae)—V. *Phytologia* 41: 183–197.
- & ———. 1980. Notes on *Mikania* (Compositae)—VI. *Phytologia* 45: 297–300.
- & ———. 1981. Studies on *Mikania* (Compositae)—VII. *Phytologia* 50: 3–11.
- & ———. 1982. Genus *Mikania*—Tribe Eupatorieae. In J. F. Macbride & collaborators, *Flora of Peru*. *Fieldiana, Bot.* n.s. 9: 1–57.
- HOLZINGER, J. M. 1893. The systematic position of *Hartwrightia floridana*. *Bull. Torrey Bot. Club* 20: 287–288, pl. 160.
- HOOKE, J. D. & B. D. JACKSON. 1895. *Index Kewensis*. 2 Volumes. Oxford.
- HOOKE, W. J. & W. G. ARNOTT. 1835 (1836). Contributions towards a flora of South America and the islands of the Pacific (part). *Companion Bot. Mag.* 1: 234–244.
- HOUTTUYN, M. 1779. *Natuurlijke Historie*. 10: i–viii, 1–828, pl. 61–69. Leiden.
- HUBER, H. 1977. Gehölzflora der Anden von Merida. Teil 1. *Mitt. Bot. München* 13: 1–128.
- HUMBOLDT, F. H. A. VON, A. J. BONPLAND & C. S. KUNTH. 1818. Sectio III. Eupatorieae. In *Nov. Gen. Sp.* Folio edition, 4: 82–120, pl. 339–354.
- JAMES, C. W. 1958. Generic considerations concerning *Carphephorus*, *Trilisa* and *Litrisa* (Compositae). *Rhodora* 60: 117–122.
- JOHNSON, M. F. 1971a. A monograph of the genus *Ageratum* L. (Compositae—Eupatorieae). *Ann. Missouri Bot. Gard.* 58: 6–88.
- . 1971b. The genera *Carphephorus*, *Mikania* and *Kuhnia* (Eupatorieae—Asteraceae) in Virginia. *Virginia J. Sci.* 22: 38–41.
- . 1971c. The genus *Liatris* in Virginia. *Castanea* 36: 137–147.
- . 1972. Eupatorieae (Asteraceae) in Virginia: *Eupatoriadelphus*, *Ageratina*, *Fleischmannia* and *Conoclinium*. *Virginia J. Sci.* 23: 48–55.
- . 1974. Eupatorieae (Asteraceae) in Virginia: *Eupatorium* L. *Castanea* 39: 205–228.
- JOHNSTON, I. M. 1924. Expedition of the California Academy of Sciences to the Gulf of California in 1921. *The Botany. Proc. Calif. Acad. Sci., Ser. 4*, 12: 951–1218.
- KARLSSON, K., I. WAHLBERG & C. R. ENZELL. 1972a. Volatile constituents of *Carphephorus odoratissimus* (J. F. Gmel) Hebert. *Acta Chem. Scand.* 26: 2837–2846.
- , ——— & ———. 1972b. Volatile constituents of *Carphephorus corymbosus* and *Carphephorus paniculatus*. *Acta Chem. Scand.* 26: 3839–3848.
- KEIL, D. J. & D. J. PINKAVA. 1976. Chromosome counts and taxonomic notes for Compositae from the United States and Mexico. *Amer. J. Bot.* 63: 1393–1403.
- & ———. 1977. Reinstatement of *Carminatia* DC. (Compositae: Eupatorieae). *Phytologia* 35: 323.
- & T. F. STUESSY. 1975. Chromosome counts of Compositae from the United States, Mexico, and Guatemala. *Rhodora* 77: 171–195.
- & ———. 1981. Systematics of *Isocarpha* (Compositae: Eupatorieae). *Syst. Bot.* 6: 258–287.
- KING, R. M. 1965. *Piqueriopsis*, a new genus of Compositae from southwestern Mexico. *Brittonia* 17: 352–353.
- . 1967a. Studies in the Eupatorieae (Compositae), I–III. *Rhodora* 69: 35–47, 240.
- . 1967b. Studies in the Compositae—Eupatorieae V, notes on the genus *Piqueria*. *Sida* 3: 107–109.
- . 1967c. Studies in the Compositae—Eupatorieae IV. *Rhodora* 67: 352–371.
- . 1967d. Studies in the Compositae—Eupatorieae VII. *Sida* 3: 163–164.
- . 1968. Studies in the Compositae—Eupatorieae VI. *Brittonia* 20: 11–12.
- & V. KRANTZ. 1975. Ultraviolet reflectance patterns in the Asteraceae. I. Local and cultivated species. *Phytologia* 31: 66–114.
- & H. ROBINSON. 1966. Generic limitations in the *Hofmeisteria* complex (Compositae—Eupatorieae). *Phytologia* 12: 465–476.
- & ———. 1967. Multiple pollen forms in two species of the genus *Stevia* (Compositae). *Sida* 3: 165–169.

- & —. 1968a. Studies in the Compositae—Eupatorieae VIII. Observations on the microstructure of *Stevia*. Sida 3: 257–269.
- & —. 1968b. *Macvaughiiella* King & Robinson, nomen novum for *Schaetzellia* Sch.-Bip., not Klotzsch (Compositae). Sida 3: 282.
- & —. 1969a. Studies in the Compositae—Eupatorieae, IX. A review of the genus *Eupatorium* section *Hebeclinium* in Colombia. Sida 3: 321–326.
- & —. 1969b. Studies in the Compositae—Eupatorieae, X. A new species of *Helogyne* Nuttall. Sida 3: 327–328.
- & —. 1969c. Studies in the Compositae—Eupatorieae, XI. Typification of genera. Sida 3: 329–342.
- & —. 1969d. Studies in the Eupatorieae (Compositae). XVI. A monograph of the genus *Decachaeta* DC. Brittonia 21: 275–284, 397.
- & —. 1969e. Studies in the Eupatorieae (Compositae). XVII. The genus *Erythradenia* (B. L. Robinson) R. M. King & H. Robinson. Brittonia 21: 285.
- & —. 1970a. Studies in the Eupatorieae (Compositae). XVIII. New combinations in *Fleischmannia*. Phytologia 19: 201–207.
- & —. 1970b. Studies in the Eupatorieae (Compositae). XIX. New combinations in *Ageratina*. Phytologia 12: 208–229.
- & —. 1970c. Studies in the Eupatorieae (Compositae). XII. A new genus, *Shinnersia*. Phytologia 19: 297–298.
- & —. 1970d. Studies in the Eupatorieae (Compositae). XIII. The genus *Conoclinium*. Phytologia 19: 299–300.
- & —. 1970e. Studies in the Eupatorieae (Compositae). XIV. Another example of dimorphic pollen? Phytologia 19: 301–302.
- & —. 1970f. Studies in the Eupatorieae (Compositae). XX. New combinations in *Spaniopappus*. Phytologia 19: 303–304.
- & —. 1970g. Studies in the Eupatorieae (Compositae). XXI. A new genus, *Neomirandea*. Phytologia 19: 305–310.
- & —. 1970h. Studies in the Compositae—Eupatorieae, XV. *Jaliscoa*, *Macvaughiiella*, *Oaxacania*, and *Planaltoa*. Rhodora 72: 100–105.
- & —. 1970i. The new Synantherology. Taxon 19: 6–11.
- & —. 1970j. Studies in the Eupatorieae (Compositae). XXII. The genus *Piptothrix*. Phytologia 19: 425–426.
- & —. 1970k. Studies in the Eupatorieae (Compositae). XXIII. New combinations in *Jaliscoa*. Phytologia 19: 427–428.
- & —. 1970l. Studies in the Eupatorieae (Compositae). XXIV. A new genus *Stomatantes*. Phytologia 19: 429–430.
- & —. 1970m. Studies in the Eupatorieae (Compositae). XXV. A new genus *Eupatoriadelphus*. Phytologia 19: 431–432.
- & —. 1970n. Studies in the Eupatorieae (Compositae). XXVI. A new genus *Austroeupatorium*. Phytologia 19: 433–435.
- & —. 1970o. Studies in the Eupatorieae (Compositae). XXVII. A monograph of the genus, *Trichocoronis*. Phytologia 19: 497–500.
- & —. 1970p. Studies in the Eupatorieae (Compositae). XXVIII. The genus *Praxelis*. Phytologia 20: 193–195.
- & —. 1970q. Studies in the Eupatorieae (Compositae). XXIX. The genus *Chromolaena*. Phytologia 20: 196–209.
- & —. 1970r. Studies in the Eupatorieae (Compositae). XXX. The genus *Ayapana*. Phytologia 20: 210–212.
- & —. 1970s. Studies in the Eupatorieae (Compositae). XXXI. A new genus, *Polyanthina*. Phytologia 20: 213–214.
- & —. 1970t. Studies in the Eupatorieae (Compositae). XXXII. A new genus, *Neocuatrecaisia*. Phytologia 20: 332–333.
- & —. 1970u. *Eupatorium*, a Composite genus of arcto-tertiary distribution. Taxon 19: 769–774.
- & —. 1971a. Studies in the Eupatorieae (Compositae). XXXIII. The genus *Gyptis*. Phytologia 21: 22–25.
- & —. 1971b. Studies in the Eupatorieae (Compositae). XXXIV. A new genus, *Barrosoa*. Phytologia 21: 26–27.
- & —. 1971c. Studies in the Eupatorieae (Compositae). XXXV. A new genus, *Lourteigia*. Phytologia 21: 28–30.
- & —. 1971d. Studies in the Eupatorieae (Compositae). XXXVI. A new genus, *Neobartlettia*. Phytologia 21: 294–297.
- & —. 1971e. Studies in the Eupatorieae (Compositae). XXXVII. The genus *Hebeclinium*. Phytologia 21: 298–301.
- & —. 1971f. Studies in the Eupatorieae (Compositae). XXXIX. A new genus, *Guayania*. Phytologia 21: 302–303.
- & —. 1971g. Studies in the Eupatorieae (Compositae). XL. The genus, *Urolepis*. Phytologia 21: 304–305.
- & —. 1971h. Studies in the Eupatorieae (Compositae). XLI. The genus, *Eupatoriastrum*. Phytologia 21: 306–307.
- & —. 1971i. Studies in the Eupatorieae (Asteraceae). XXXVIII. A new genus, *Peteravenia*. Phytologia 21: 394–395.
- & —. 1971j. Studies in the Eupatorieae (Asteraceae). XLII. A new genus, *Eupatorina*. Phytologia 21: 396–397.
- & —. 1971k. Studies in the Eupatorieae (Asteraceae). XLIII. A new genus, *Antillia*. Phytologia 21: 398–399.
- & —. 1971l. Studies in the Eupatorieae (Asteraceae). XLIV. The genus, *Radlkoferotoma*. Phytologia 21: 400–401.
- & —. 1971m. Studies in the Eupatorieae (Asteraceae). XLV. A new genus, *Fleischmanniopsis*. Phytologia 21: 402–404.
- & —. 1971n. Studies in the Eupatorieae (Asteraceae). XLVI. A new genus, *Standleyanthus*. Phytologia 22: 41–42.
- & —. 1971o. Studies in the Eupatorieae (Asteraceae). XLVII. A new genus, *Steyermarkina*. Phytologia 22: 43–45.
- & —. 1971p. Studies in the Eupatorieae (Asteraceae). XLVIII. The genus, *Critonia*. Phytologia 22: 46–51.

- & ———. 1971q. Studies in the Eupatorieae (Asteraceae). XLIX. A new genus, *Critoniadelphus*. Phytologia 22: 52–53.
- & ———. 1971r. Studies in the Eupatorieae (Asteraceae). L. A new genus, *Urbananthus*. Phytologia 22: 54–55.
- & ———. 1971s. Studies in the Eupatorieae (Asteraceae). LI. The Disynaphioid complex. Phytologia 22: 109–110.
- & ———. 1971t. Studies in the Eupatorieae (Asteraceae). LII. A new genus, *Acanthostyles*. Phytologia 22: 111–112.
- & ———. 1971u. Studies in the Eupatorieae (Asteraceae). LIII. A new genus, *Raulinoreitzia*. Phytologia 22: 113–114.
- & ———. 1971v. Studies in the Eupatorieae (Asteraceae). LIV. The genus, *Symphypappus*. Phytologia 22: 115–117.
- & ———. 1971w. Studies in the Eupatorieae (Asteraceae). LV. The genus, *Dimorpholepis*. Phytologia 22: 118–120.
- & ———. 1971x. Studies in the Eupatorieae (Asteraceae). LVI. A new genus, *Campovassouria*. Phytologia 22: 121–122.
- & ———. 1971y. Studies in the Eupatorieae (Asteraceae). LVII. The genus, *Disynaphia*. Phytologia 22: 123–125.
- & ———. 1971z. Studies in the Eupatorieae (Asteraceae). LXII. A new genus, *Neohintonia*. Phytologia 22: 143–144.
- & ———. 1971aa. Studies in the Eupatorieae (Asteraceae). LXIII. A new genus, *Kyrsteniopsis*. Phytologia 22: 145–146.
- & ———. 1971bb. Studies in the Eupatorieae (Asteraceae). LXIV. The genus, *Koanophyllon*. Phytologia 22: 147–152.
- & ———. 1971cc. Studies in the Eupatorieae (Asteraceae). LVIII. A new genus, *Tamaulipa*. Phytologia 22: 153–155.
- & ———. 1971dd. Studies in the Eupatorieae (Asteraceae). LIX. A new genus, *Steviopsis*. Phytologia 22: 156–157.
- & ———. 1971ee. Studies in the Eupatorieae (Asteraceae). LX. A new genus, *Dyscritogyne*. Phytologia 22: 158–159.
- & ———. 1971ff. Studies in the Eupatorieae (Asteraceae). LXI. Additions to the *Hebeclinium* complex with *Bartlettina*, a new generic name. Phytologia 22: 160–162.
- & ———. 1972a. Studies in the Eupatorieae (Asteraceae). LXV. A new genus, *Neocabreria*. Phytologia 23: 151–152.
- & ———. 1972b. Studies in the Eupatorieae (Asteraceae). LXVI. The genus, *Pachythamnus*. Phytologia 23: 153–154.
- & ———. 1972c. Studies in the Eupatorieae (Asteraceae). LXVII. *Grazielia* nom. nov. for *Dimorpholepis*. Phytologia 23: 305–306.
- & ———. 1972d. Studies in the Eupatorieae (Asteraceae). LXVIII. A new genus, *Conocliniopsis*. Phytologia 23: 307–309.
- & ———. 1972e. Studies in the Eupatorieae (Asteraceae). LXIX. A new genus, *Gyptidium*. Phytologia 23: 310–311.
- & ———. 1972f. Studies in the Eupatorieae (Asteraceae). LXX. A new genus, *Bahianthus*. Phytologia 23: 312–313.
- & ———. 1972g. Studies in the Eupatorieae (Asteraceae). LXXI. A new genus, *Hatschbachiella*. Phytologia 23: 393–394.
- & ———. 1972h. Studies in the Eupatorieae (Asteraceae). LXXII. Notes on the genus *Koanophyllon*. Phytologia 23: 395–396.
- & ———. 1972i. Studies in the Eupatorieae (Asteraceae). LXXIII. The genus, *Ophryosporus*. Phytologia 23: 397–400.
- & ———. 1972j. Studies in the Eupatorieae (Asteraceae). LXXIV. New species of *Critonia*, *Fleischmannia* and *Hebeclinium*. Phytologia 23: 405–408.
- & ———. 1972k. Studies in the Eupatorieae (Asteraceae). LXXV. A new genus, *Cronquistianthus*. Phytologia 23: 409–412.
- & ———. 1972l. Studies in the Eupatorieae (Asteraceae). LXXVI. Additions to the genus *Kyrsteniopsis*. Phytologia 24: 57–59.
- & ———. 1972m. Studies in the Eupatorieae (Asteraceae). LXXVII. Additions to the genus *Steviopsis*. Phytologia 24: 60–62.
- & ———. 1972n. Studies in the Eupatorieae (Asteraceae). LXXVIII. A new genus, *Brickelliastrum*. Phytologia 24: 63–64.
- & ———. 1972o. Studies in the Eupatorieae (Asteraceae). LXXIX. A new genus, *Asanthus*. Phytologia 24: 65–66.
- & ———. 1972p. Studies in the Eupatorieae (Asteraceae). LXXX. A new genus, *Flyriella*. Phytologia 24: 67–69.
- & ———. 1972q. Studies in the Eupatorieae (Asteraceae). LXXXI. The genus, *Phanerostylis*. Phytologia 24: 70–71.
- & ———. 1972r. Studies in the Eupatorieae (Asteraceae). LXXXII. A new genus, *Austrobrickellia*. Phytologia 24: 72–73.
- & ———. 1972s. Studies in the Eupatorieae (Asteraceae). LXXXIII. A new genus, *Pseudobrickellia*. Phytologia 24: 74–76.
- & ———. 1972t. Studies in the Eupatorieae (Asteraceae). LXXXIV. A new genus, *Crossothamnus*. Phytologia 24: 77–78.
- & ———. 1972u. Studies in the Eupatorieae (Asteraceae). LXXXV. Additions to the genus *Ageratina* with a key to the Costa Rican species. Phytologia 24: 79–104.
- & ———. 1972v. Studies in the Eupatorieae (Asteraceae). LXXXVI. Additions to the genus, *Neouatrecesia*. Phytologia 24: 105–107.
- & ———. 1972w. Studies in the Eupatorieae (Asteraceae). LXXXVII. The genus, *Alomia*. Phytologia 24: 108–111.
- & ———. 1972x. Studies in the Eupatorieae (Asteraceae). LXXXVIII. Additions to the genus, *Ageratum*. Phytologia 24: 112–117.
- & ———. 1972y. Studies in the Eupatorieae (Asteraceae). LXXXIX. A new genus, *Blakeanthus*. Phytologia 24: 118–119.
- & ———. 1972z. Studies in the Eupatorieae (Asteraceae). XC. The genus, *Campuloclinium*. Phytologia 24: 170–172.

- & ——, 1972aa. Studies in the Eupatorieae (Asteraceae). XCI. A new genus, *Macropodina*. Phytologia 24: 173–175.
- & ——, 1972bb. Studies in the Eupatorieae (Asteraceae). XCII. The genus, *Trichogonia*. Phytologia 24: 176–179.
- & ——, 1972cc. Studies in the Eupatorieae (Asteraceae). XCIII. A new genus, *Trichogoniopsis*. Phytologia 24: 180–181.
- & ——, 1972dd. Studies in the Eupatorieae (Asteraceae). XCIV. A new genus, *Platypodanthera*. Phytologia 24: 182–183.
- & ——, 1972ee. Studies in the Eupatorieae (Asteraceae). XCV. Additions to the genus *Barrosoa*. Phytologia 24: 184.
- & ——, 1972ff. Studies in the Eupatorieae (Asteraceae). XCVI. A new genus, *Lasiolaena*. Phytologia 24: 185–186.
- & ——, 1972gg. Studies in the Eupatorieae (Asteraceae). XCVII. A new genus, *Dasycondylus*. Phytologia 24: 187–191.
- & ——, 1972hh. Studies in the Eupatorieae (Asteraceae). XCVIII. A new genus, *Diacranthera*. Phytologia 24: 192–194.
- & ——, 1972ii. Studies in the Eupatorieae (Asteraceae). XCIX. A new genus, *Amolinia*, and a new combination in *Bartlettina*. Phytologia 24: 265–266.
- & ——, 1972jj. Studies in the Eupatorieae (Asteraceae). C. A key to the genera of Nueva Galicia, Mexico. Phytologia 24: 267–280.
- & ——, 1972kk. Studies in the Eupatorieae (Asteraceae). CI. New species of *Fleischmannia* and *Neomirandea*. Phytologia 24: 281–284.
- & ——, 1972ll. Studies in the Eupatorieae (Asteraceae). CII. A new genus, *Condylidium*. Phytologia 24: 380–381.
- & ——, 1972mm. Studies in the Eupatorieae (Asteraceae). CIII. A new genus, *Ayapanopsis*. Phytologia 24: 382–386.
- & ——, 1972nn. Studies in the Eupatorieae (Asteraceae). CIV. A new genus, *Gongrostylus*. Phytologia 24: 387–388.
- & ——, 1972oo. Studies in the Eupatorieae (Asteraceae). CV. A new genus, *Heterocondylus*. Phytologia 24: 389–392.
- & ——, 1972pp. Studies in the Eupatorieae (Asteraceae). CVI. A new genus, *Gymnocondylus*. Phytologia 24: 393–394.
- & ——, 1972qq. Studies in the Eupatorieae (Asteraceae). CVII. A new genus, *Alomiella*. Phytologia 24: 395–396.
- & ——, 1972rr. Studies in the Eupatorieae (Asteraceae). CVIII. A new genus, *Condylopodium*. Phytologia 24: 397–400.
- & ——, 1972ss. Studies in the Eupatorieae (Asteraceae). CIX. A new genus, *Acritopappus*. Phytologia 24: 401–403.
- & ——, 1972tt. Studies in the Eupatorieae (Asteraceae). CX. Additions to the genus, *Campuloclinium*. Phytologia 24: 404–406.
- & ——, 1972uu. Studies in the Eupatorieae (Asteraceae). CXI. Additions to the genus, *Ophryosporus*. Phytologia 25: 65–67.
- & ——, 1972vv. *Neomirandea allenii*, a new epiphytic Composite of the American rain forest. Rhodora 74: 272–275.
- & ——, 1973a. Studies in the Eupatorieae (Asteraceae). CXII. A new species of *Ferreyrella*. Phytologia 26: 167–169.
- & ——, 1973b. Studies in the Eupatorieae (Asteraceae). CXIII. A new genus, *Matudina*. Phytologia 26: 170–173.
- & ——, 1973c. Studies in the Eupatorieae (Asteraceae). CXIV. The genera of Barro Colorado Island, Panama. Phytologia 27: 233–240.
- & ——, 1973d. Studies in the Eupatorieae (Asteraceae). CXV. A new genus and species, *Pseudokyrsteniopsis perpetiolata*. Phytologia 27: 241–244.
- & ——, 1973e. Studies in the Eupatorieae (Asteraceae). CXVI. New species of *Neomirandea*. Phytologia 27: 245–251.
- & ——, 1974a. Studies in the Eupatorieae (Asteraceae). CXVII. A new species of *Oxylobus* from Oaxaca, Mexico. Phytologia 27: 385–386.
- & ——, 1974b. Studies in the Eupatorieae (Asteraceae). CXVIII. New species of *Ageratum*, *Fleischmannia* and *Hebeclinium* from northern South America. Phytologia 27: 387–394.
- & ——, 1974c. Studies in the Eupatorieae (Asteraceae). CXIX. Additions to the genera *Cronquistianthus*, *Helogyne* and *Neocuatrecasia* from Peru. Phytologia 27: 395–401.
- & ——, 1974d. Studies in the Eupatorieae (Asteraceae). CXX. Additions to the genus *Koanophyllon* in Panama. Phytologia 28: 67–72.
- & ——, 1974e. Studies in the Eupatorieae (Asteraceae). CXXI. Additions to the genus *Fleischmannia*. Phytologia 28: 73–96.
- & ——, 1974f. Studies in the Eupatorieae (Asteraceae). CXXII. A new genus, *Sartorina*. Phytologia 28: 97–100.
- & ——, 1974g. Studies in the Eupatorieae (Asteraceae). CXXIII. Additions to the genus *Mikania*. Phytologia 28: 272–281.
- & ——, 1974h. Studies in the Eupatorieae (Asteraceae). CXXIV. A new genus, *Eitenia*. Phytologia 28: 282–285.
- & ——, 1974i. Studies in the Eupatorieae (Asteraceae). CXXV. Additions to the genus, *Bartlettina*. Phytologia 28: 286–293.
- & ——, 1974j. Studies in the Eupatorieae (Asteraceae). CXXVI. A new species of *Ageratum*. Phytologia 28: 491–493.
- & ——, 1974k. Studies in the Eupatorieae (Asteraceae). CXXVIII. Four additions to the genus *Ageratina* from Mexico and Central America. Phytologia 28: 494–502.
- & ——, 1974l. Studies in the Eupatorieae (Asteraceae). CXXVII. Additions to the American and Pacific Adenostemmatinae. *Adenostemma*, *Gymnocoronis* and *Sciaodocephala*. Phytologia 29: 1–20.
- & ——, 1974m. Studies in the Eupatorieae (Asteraceae). CXXIX. A new genus, *Vitetia*. Phytologia 29: 121–122.

- & —. 1974n. Studies in the Eupatorieae (Asteraceae). CXXX. Notes on *Campuloclinium*, *Koanophyllon*, *Mikania* and *Symphypappus*. *Phytologia* 29: 123–129.
- & —. 1974o. Studies in the Eupatorieae (Asteraceae). CXXXII. The genus, *Phalacraea*. *Phytologia* 29: 251–256.
- & —. 1974p. Studies in the Eupatorieae (Asteraceae). CXXXI. A new genus, *Guevaria*. *Phytologia* 29: 257–263.
- & —. 1974q. Studies in the Eupatorieae (Asteraceae). CXXXIII. A new genus, *Piqueriella*. *Phytologia* 29: 264–266.
- & —. 1975a. Studies in the Eupatorieae (Asteraceae). CXXXIV. A new species of *Sciadocephala* from Panama. *Phytologia* 29: 343–346.
- & —. 1975b. Studies in the Eupatorieae (Asteraceae). CXXXV. A new species of *Ageratina* from Panama. *Phytologia* 29: 347–350.
- & —. 1975c. Studies in the Eupatorieae (Asteraceae). CXXXVI. Four new species of *Neomirandea*. *Phytologia* 29: 351–361.
- & —. 1975d. Studies in the Eupatorieae (Asteraceae). CXXXVII. Two new species of *Neomirandea*. *Phytologia* 30: 9–14.
- & —. 1975e. Studies in the Eupatorieae (Asteraceae). CXXXIX. A new genus, *Aristeguietia*. *Phytologia* 30: 217–220.
- & —. 1975f. Studies in the Eupatorieae (Asteraceae). CXL. A new genus, *Grosvenoria*. *Phytologia* 30: 221–222.
- & —. 1975g. Studies in the Eupatorieae (Asteraceae). CXXLI. A new genus, *Asplundianthus*. *Phytologia* 30: 223–228.
- & —. 1975h. Studies in the Eupatorieae (Asteraceae). CXLII. A new genus, *Badilloa*. *Phytologia* 30: 229–234.
- & —. 1975i. Studies in the Eupatorieae (Asteraceae). CXXXVIII. A new genus, *Critoniella*. *Phytologia* 30: 284–285.
- & —. 1975j. Studies in the Eupatorieae (Asteraceae). CXLV. A new species of *Bartlettina*. *Phytologia* 31: 62–65.
- & —. 1975k. Studies in the Eupatorieae (Asteraceae). CXLIII. A new genus, *Austrocritonia*. *Phytologia* 31: 115–117.
- & —. 1975l. Studies in the Eupatorieae (Asteraceae). CXLIV. A new genus, *Viereckia*. *Phytologia* 31: 118–121.
- & —. 1975m. Studies in the Eupatorieae (Asteraceae). CXLVI. Two new species of *Fleischmannia* from Central America. *Phytologia* 31: 305–310.
- & —. 1975n. Studies in the Eupatorieae (Asteraceae). CXLVII. Additions to the genera *Amboroa*, *Ayapanopsis*, and *Hebeclinium* in South America. *Phytologia* 31: 311–316.
- & —. 1975o. Studies in the Eupatorieae (Asteraceae). CXLVIII. A new species of *Lomatozoma*. *Phytologia* 32: 246–249.
- & —. 1975p. Studies in the Eupatorieae (Asteraceae). CXLIX. A new genus, *Osmiopsis*. *Phytologia* 32: 250–251.
- & —. 1975q. Studies in the Eupatorieae (Asteraceae). CL. Limits of the genus *Koanophyllon*. *Phytologia* 32: 252–267.
- & —. 1975r. Studies in the Eupatorieae (Asteraceae). CLI. A new genus, *Grisebachianthus*. *Phytologia* 32: 268–270.
- & —. 1975s. Studies in the Eupatorieae (Asteraceae). CLII. A new genus, *Imeria*. *Phytologia* 32: 271–272.
- & —. 1975t. Studies in the Eupatorieae (Asteraceae). CLIII. A new genus, *Lorentzianthus*. *Phytologia* 32: 273–274.
- & —. 1975u. Studies in the Eupatorieae (Asteraceae). CLIV. A new genus, *Chacoa*. *Phytologia* 32: 275–276.
- & —. 1975v. Studies in the Eupatorieae (Asteraceae). CLV. A new genus, *Idiothamnus*. *Phytologia* 32: 277–282.
- & —. 1975w. Studies in the Eupatorieae (Asteraceae). CLVI. Various new combinations. *Phytologia* 32: 283–285.
- & —. 1975x (1976). New species of *Stomatanthus* from Africa (Eupatorieae, Compositae). *Kew Bull.* 30: 463–465.
- & —. 1975y. (1976). Eupatorieae. Pp. 888–1004. In R. E. Woodson, Jr., R. W. Schery, and collaborators, *Flora of Panama*, part IX, family 184. Compositae. *Ann. Missouri Bot. Gard.* 62: 835–1322.
- & —. 1976a. Studies in the Eupatorieae (Asteraceae). CLVII. A new genus, *Revealia* from Mexico. *Phytologia* 33: 277–280.
- & —. 1976b. Studies in the Eupatorieae (Asteraceae). CLVIII. A new genus, *Adenocritonia* from Jamaica. *Phytologia* 33: 281–284.
- & —. 1976c. Studies in the Eupatorieae (Asteraceae). CLIX. Additions to the genus, *Ayapana*. *Phytologia* 34: 57–66.
- & —. 1976d. Studies in the Eupatorieae (Asteraceae). CLX. A new species of *Sciadocephala* from Ecuador. *Phytologia* 34: 375–377.
- & —. 1977a. Studies in the Eupatorieae (Asteraceae). CLXI. A new species of *Stevia* from Costa Rica. *Phytologia* 35: 229–232.
- & —. 1977b. Studies in the Eupatorieae (Asteraceae). CLXII. New species and combinations from Venezuela. *Phytologia* 35: 497–504.
- & —. 1977c. Studies in the Eupatorieae (Asteraceae). CLXIII. Additions to the genus *Fleischmanniopsis*. *Phytologia* 36: 193–200.
- & —. 1977d. Studies in the Eupatorieae (Asteraceae). CLXIV. Various notes and additions. *Phytologia* 37: 455–460.
- & —. 1977e. Studies in the Eupatorieae (Asteraceae). CLXV. A new genus, *Goyazianthus*. *Phytologia* 37: 461–466.
- & —. 1977f. Compositae in the Flora of Guatemala: a review. *Taxon* 26: 435–441.
- & —. 1977g. *Guayania davidsei* and *Hebeclinium gentryi*, new species from northern South America (Eupatorieae—Asteraceae). *Ann. Missouri Bot. Gard.* 64: 366–370.
- & —. 1977h. Studies in the Eupatorieae (Asteraceae). CLXVI. A new genus *Scherya* and additions to *Acritopappus*. *Phytologia* 38: 99–105.
- & —. 1977i. Studies in the Eupatorieae (Asteraceae).



- ceae). CLXVII. Four new species of *Bartlettina*. Phytologia 38: 106–117.
- & —. 1978a. Studies in the Eupatorieae (Asteraceae). CLXVIII. Additions to the genus *Ageratina*. Phytologia 38: 323–355.
- & —. 1978b. Studies in the Eupatorieae (Asteraceae). CLXIX. Two new species of *Fleischmannia* from Guatemala. Phytologia 38: 417–423.
- & —. 1978c. Studies in the Eupatorieae (Asteraceae). CLXX. Additions to the genus *Neocabreria*. Phytologia 38: 424–428.
- & —. 1978d. Studies in the Eupatorieae (Asteraceae). CLXXI. A new genus, *Corethamnium*. Phytologia 39: 54–57.
- & —. 1978e. Studies in the Eupatorieae (Asteraceae). CLXXII. A new genus, *Castenedia*. Phytologia 39: 58–60.
- & —. 1978f. Studies in the Eupatorieae (Asteraceae). CLXXIII. A new species of *Lomatozoma*. Phytologia 39: 129–131.
- & —. 1978g. Studies in the Eupatorieae (Asteraceae). CLXXIX. Notes on the genus *Symphypappus*. Phytologia 39: 132–135.
- & —. 1978h. Studies in the Eupatorieae (Asteraceae). CLXXX. Three new Critonioid species from Tropical America. Phytologia 39: 136–142.
- & —. 1978i. Studies in the Eupatorieae (Asteraceae). CLXXXI. Two new species of *Trichogonia*. Phytologia 39: 334–338.
- & —. 1978j. Studies in the Eupatorieae (Asteraceae). CLXXXII. A new genus, *Bishovia*. Phytologia 39: 339–342.
- & —. 1978k. Studies in the Eupatorieae (Asteraceae). CLXXXIII. a new genus, *Bejaranoa*. Phytologia 40: 51–53.
- & —. 1978l. New records and new species of Central American Eupatorieae (Asteraceae). *Wrightia* 6: 41–42.
- & —. 1979a. Studies in the Eupatorieae (Asteraceae). CLXXIV. A new genus, *Nothobaccharis*. Phytologia 41: 396–397.
- & —. 1979b. Studies in the Eupatorieae (Asteraceae). CLXXV. A new genus from Bahia, *Litothamnus*. Phytologia 44: 79–83.
- & —. 1979c. Studies in the Eupatorieae (Asteraceae). CLXXVI. The relationship of *Eupatorium cyrill-nelsonii*. Phytologia 44: 84–88.
- & —. 1979d. Studies in the Eupatorieae (Asteraceae). CLXXVIII. Additions to *Eitenia* and *Lomatozoma*. Phytologia 44: 455–462.
- & —. 1979e. Studies in the Eupatorieae (Asteraceae). CLXXIV. A new species of *Arrojadocharis*. Phytologia 44: 463–465.
- & —. 1979f. Studies in the Eupatorieae (Asteraceae). CLXXXV. Additions to the genus *Lasiolaena*. Phytologia 44: 466–472.
- & —. 1980a. Studies in the Eupatorieae (Asteraceae). CLXXXVI. A review of the genus *Stylotrichum*. Phytologia 45: 101–104.
- & —. 1980b. Studies in the Eupatorieae (Asteraceae). CLXXXVII. Additions to *Trichogonia* and *Trichogoniopsis*. Phytologia 45: 105–123.
- & —. 1980c. Studies in the Eupatorieae (Asteraceae). CLXXXVIII. New species of *Mikania* from Brasil. Phytologia 45: 124–141.
- & —. 1980d. Studies in the Eupatorieae (Asteraceae). CLXXXIX. Additions to *Acritopappus*. Phytologia 45: 142–157.
- & —. 1980e. Studies in the Eupatorieae (Asteraceae). CXC. A new genus, *Santosia*. Phytologia 45: 463–466.
- & —. 1980f. Studies in the Eupatorieae (Asteraceae). CXCI. Various new species from Brasil. Phytologia 46: 295–307.
- & —. 1980g. Studies in the Eupatorieae (Asteraceae). CXCII. Validation of subtribes. Phytologia 46: 446–450.
- & —. 1980h. Studies in the Eupatorieae (Asteraceae). CXCIII. A new genus, *Teixeiranthus*. Phytologia 47: 108–109.
- & —. 1980i. Studies in the Eupatorieae (Asteraceae). CXCIV. A new genus, *Parapiqueria*. Phytologia 47: 110–112.
- & —. 1980j. Studies in the Eupatorieae (Asteraceae). CXCV. A new genus, *Cavalcantia*. Phytologia 47: 113–116.
- & —. 1980k. Studies in the Eupatorieae (Asteraceae). CXCVI. A new genus, *Jaramilloa*. Phytologia 47: 117–120.
- & —. 1980l. Studies in the Eupatorieae (Asteraceae). CXCVII. Three additions to *Bartlettina*. Phytologia 47: 121–125.
- & —. 1980m. Studies in the Eupatorieae (Asteraceae). CXCVIII. Reduction of the genus *Kanimia*. Phytologia 47: 126–127.
- & —. 1980n. Studies in the Eupatorieae (Asteraceae). CIC. A new genus, *Malmeanthus*. Phytologia 47: 225–229.
- & —. 1980o. Studies in the Eupatorieae (Asteraceae). CC. Additions to the genus *Chromolaena*. Phytologia 47: 230–251.
- & —. 1980p. Studies in the Eupatorieae (Asteraceae). CCI. A new genus, *Hughesia*. Phytologia 47: 252–256.
- & —. 1980q. Studies in the Eupatorieae (Asteraceae). CCII. A new genus, *Kaunia*. Phytologia 47: 257–260.
- & —. 1981a. Studies in the Eupatorieae (Asteraceae). CCIII. A new genus, *Bishopiella*. Phytologia 48: 218–220.
- & —. 1981b. Studies in the Eupatorieae (Asteraceae). CCIV. New combinations in Brazilian and Mexican species. Phytologia 48: 221–222.
- & —. 1981c. Studies in the Eupatorieae (Asteraceae). CCV. Two new species of *Mikania* from Brasil. Phytologia 48: 223–228.
- & —. 1981d. Studies in the Eupatorieae (Asteraceae). CCVI. A new genus, *Gardnerina*. Phytologia 49: 1–2.
- & —. 1981e. Studies in the Eupatorieae (Asteraceae). CCVII. Additional new combinations. Phytologia 49: 3–6.
- & —. 1981f. Studies in the Eupatorieae (Asteraceae). CCVIII. Additions to *Badilloa* and *Bartlettina* from Ecuador. Phytologia 49: 7–9.
- & —. 1981g. Studies in the Eupatorieae (Asteraceae). CCX. A second species of *Vittetia* from Brasil. Phytologia 49: 281–283.

- & ———. 1981*h*. Studies in the Eupatorieae (Asteraceae). CCIX. Two new species of *Grazielia* from Brasil. *Phytologia* 49: 284–290.
- & ———. 1981*i*. Studies in the Eupatorieae (Asteraceae). CCXI. Three new species of *Mikania* from Brasil. *Phytologia* 49: 488–495.
- & ———. 1982*a*. Studies in the Eupatorieae (Asteraceae). CCXII. Additions to *Austroeupatorium*, *Flyriella*, and *Teixeiranthus*. *Phytologia* 50: 379–384.
- & ———. 1982*b*. Studies in the Eupatorieae (Asteraceae). CCXIII. A new genus, *Prolobus*, from Bahia. *Phytologia* 50: 385–387.
- & ———. 1982*c*. Studies in the Eupatorieae (Asteraceae). CCXIV. New species of *Chromolaena* and *Stevia* from Bolivia. *Phytologia* 51: 172–178.
- & ———. 1982*d*. Studies in the Eupatorieae (Asteraceae). CCXV. Additions to *Austroeupatorium* and *Cronquistianthus*. *Phytologia* 51: 179–186.
- & ———. 1983*a*. Studies in the Eupatorieae (Asteraceae). CCXVII. Three new species of *Adenostemma*. *Phytologia* 54: 29–35.
- & ———. 1983*b*. Studies in the Eupatorieae (Asteraceae). CCXVI. Various new species from the Andes and Panama. *Phytologia* 54: 36–51.
- , ——— & G. M. BARROSO. 1979. Studies in the Eupatorieae (Asteraceae). CLXXVII. A new genus, *Morithamnus*. *Phytologia* 44: 451–454.
- , D. W. KYHOS, A. M. POWELL, P. H. RAVEN & H. ROBINSON. 1976 (1977). Chromosome numbers in Compositae, XIII. Eupatorieae. *Ann. Missouri Bot. Gard.* 63: 862–888.
- KLATT, F. W. 1896. Amerikanische Compositen (aus dem Herbarium der Universität Zürich). *Bull. Herb. Boissier* 4: 479–480.
- KOSTER, H. 1816. *Travels in Brazil*. 2 Volumes. London.
- KOSTER, J. T. 1935. The Compositae of the Malay Archipelago I. *Blumea* 1: 351–536.
- KUNTZE, C. E. O. 1891. *Revisio Generum Plantarum*. Volume 1. Arthur Felix, Leipzig.
- LAGASCA Y SEGURA, M. 1816. *Genera et Species Plantarum*. Madrid.
- LESSING, C. F. 1832. *Synopsis Generum Compositarum*. Berlin.
- LINNAEUS, C. 1753. *Species Plantarum*. 2 Volumes. Stockholm.
- . 1754. *Genera Plantarum*. 5th edition. Stockholm.
- . 1762–1763. *Species Plantarum*. 2nd edition. 2 Volumes. Stockholm.
- LINNAEUS, C., F. 1781. *Supplementum Plantarum*. Brunsvigae.
- MABRY, T. J. & F. BOHLMANN. 1977. Chapter 41. Summary of the chemistry of the Compositae. Pp. 1097–1104 in V. H. Heywood, J. B. Harborne & B. L. Turner (editors), *The Biology and Chemistry of the Compositae*. Academic Press, London, New York, San Francisco.
- , B. N. TIMMERMANN, N. HEIL & A. M. POWELL. 1981. Systematic implications of the flavonoids and chromosomes of *Flyriella* (Compositae–Eupatorieae). *Pl. Syst. Evol.* 137: 275–280.
- MCVAUGH, R. 1972. Tribe III. Eupatorieae. In *Compositarum Mexicanarum Pugillus*. *Contr. Univ. Michigan Herb.* 9: 378–408.
- . 1982. The new synanthology vs. *Eupatorium* in Nueva Galicia. *Contr. Univ. Michigan Herb.* 15: 181–190.
- MALME, G. O. A. 1899. Die Compositen der ersten Regnell'schen Expedition. *Kongl. Svenska Vetenskapsakad. Handl.* 32(5): 1–90.
- . 1933. Eupatorieae. In *Compositae Paranenses Dusenianae*. *Kongl. Svenska Vetenskapsakad. Handl., Ser. 3*, 12(2): 28–62.
- MATHUR, S. B. & C. M. FERMIN. 1973. Terpenes of *Mikania mongenans*. *Phytochemistry* 12: 226–227.
- MATTFELD, J. 1923. Compositae. In R. Pilger (editor), *Plantae Lützelburgianae brasiliensis*. *Notizbl. Bot. Gart. Mus. Berlin-Dahlem* 8: 428–451.
- . 1930. *Arrojadocharis* Mattf. nom. nov. In IX. Vermischte Diagnosen VI. *Notizbl. Bot. Gart. Mus. Berlin-Dahlem* 10: 1053.
- . 1938. Compositae. In L. Diels, II. Neue Arten aus Ecuador. *Notizbl. Bot. Gart. Mus. Berlin-Dahlem* 14: 41–44.
- MATTHEWS, J. V., JR. 1980. Tertiary land bridges and their climate: backdrop for development of the present Canadian insect fauna. *Canad. Entomol.* 112: 1089–1103.
- MATZENBACHER, N. I. 1978. Uma nova combinação no gênero *Mikania* Willd. (Compositae). *Bradea* 2(37): 258–259.
- MAZZEI PLANAS, G. & J. KUĆ. 1968. Contraceptive properties of *Stevia rebaudiana*. *Science* 162: 1007.
- MERRILL, E. D. 1938. On Houttuyn's overlooked binomials for native or introduced plants in eastern North America. *Rhodora* 40: 288–293.
- . 1945. In defense of the validity of William Bartram's binomials. *Bartonia* 23: 10–35.
- MILLER, J. A. 1980. Chemical fruits of the desert. *Sci. News* 118: 189.
- MOENCH, C. 1794. *Methodis*. Marburg.
- MONTGOMERY, J. D. & D. E. FAIRBROTHERS. 1970. A biosystematic study of the *Eupatorium rotundifolium* complex (Compositae). *Brittonia* 22: 134–150.
- MUES, R., B. N. TIMMERMANN, N. OHNO & T. J. MABRY. 1979. 6-methoxyflavonols from *Brickellia californica*. *Phytochemistry* 18: 1379–1383.
- MURRAY, J. A. (EDITOR). 1774. *Systema Vegetabilium*. 13th edition. Göttingen.
- NECKER, N. J. DE 1790. *Elementa Botanica*. 3 Volumes. Neuwied.
- NUTTALL, T. 1822. A catalogue of a collection of plants made in East Florida, 1821. *Amer. J. Sci.* 5: 286–304.
- OLIVER, D. 1892. CCLV—Paraguay indigo. *Bull. Misc. Inform.* 1892(67/68): 179–180.
- PARAY, L. 1953. Las Compuestas del Valle Central de México. *Bol. Soc. Bot. México* 15: 1–12.
- . 1954. Nuevas Fanerogamas de Mexico. *Bol. Soc. Bot. México* 16: 20–25.
- . 1956. El genero *Eupatorium* en la Valle Central de México. *Bol. Soc. Bot. México* 19: 1–15.
- . 1958. Neuvas Compuestas de México. *Bol. Soc. Bot. México* 22: 1–12.
- PEZZUTO, J. M., N. P. DHAMMIKA NANAYAKKARA & A. D. KINGHORN. 1983. Steviol, the aglycone of the commercial sweetening agent stevioside, is mutagenic. In AACR Abstracts. *Proc. Amer. Assoc. Cancer Res.* 24: 83.
- PHILIPPI, R. A. 1860. *Florula Atacamensis*. Halle.
- . 1891. *Catalogus praeivus plantarum in itinere ad Tarapaca a Friderico Philippo lectarum*. *Ann. Mus. Nac. Chile, Sect. 2, Bot.* 8: 1–94, 2 pl.

- POLJAKOV, P. P. 1967. Sisematika i Proischozhenie Sloznoctvetnykh. Alma-Ata.
- POWELL, A. M. 1972. Artificial hybridizations in the subtribe Peritylinae (Compositae—Helenieae). *Amer. J. Bot.* 59: 760–768.
- & J. CUATRECASAS. 1970. Chromosome numbers in Compositae: Colombian and Venezuelan species. *Ann. Missouri Bot. Gard.* 57: 374–379.
- & R. M. KING. 1969a. Chromosome numbers in the Compositae: Colombian species. *Amer. J. Bot.* 56: 116–121.
- & ———. 1969b. Chromosome numbers in the Compositae: West Indian species. *Sida* 3: 319–320.
- RAFINESQUE, C. S. 1838. Neobotanon. *In* *New Fl.* 4: 1–112.
- RAVEN, P. H. & D. I. AXELROD. 1974. Angiosperm biogeography and past continental movements. *Ann. Missouri Bot. Gard.* 61: 539–673.
- RAY, J. 1704. *Historia Plantarum*. 3 Volumes. London.
- REICHARD, D. J. J. (EDITOR). 1780. *Systema Plantarum*. Volume 3. Frankfurt.
- RIOS, T., A. ROMO DE VIVAR & J. ROMO. 1967. Stevin, a new pseudoguaianolide isolated from *Stevia rhombifolia* HBK. *Tetrahedron* 23: 4265.
- ROBERTS, M. F., B. N. TIMMERMANN & T. J. MABRY. 1980. 6-methoxyflavonoids from *Brickellia veronicaefolia* (Compositae). *Phytochemistry* 19: 127–129.
- ROBINSON, B. L. 1892. Descriptions of new plants collected in Mexico by C. G. Pringle in 1890 and 1891, with notes on a few other species. *Proc. Amer. Acad. Arts* 27: 165–185.
- . 1900. New phanerogams, chiefly Gamopetalae, from Mexico and Central America. *Proc. Amer. Acad. Arts* 35: 323–342.
- . 1901. New species and newly noted synonymy among the spermatophytes of Mexico and Central America. *Proc. Amer. Acad. Arts* 36: 471–488.
- . 1903. *Eupatorium hypomalacum*. *In* J. D. Smith, Undescribed plants from Guatemala and other Central American Republics. *Bot. Gaz. (Crawfordsville)* 35: 4.
- . 1904a. Diagnoses and synonymy of some Mexico and Central American Eupatoriums. *Proc. Boston Soc. Nat. Hist.* 31: 247–254.
- . 1904b. Synopsis of the Mikanias of Costa Rica. *Proc. Boston Soc. Nat. Hist.* 31: 254–257.
- . 1905. Diagnoses and notes relating to American Eupatorieae. *Proc. Amer. Acad. Arts* 41: 271–278.
- . 1906. Studies in the Eupatorieae. I. Revision of the genus *Piqueria*. II. Revision of the genus *Ophryosporus*. III. The genus *Helogyne* and its synonyms. IV. Diagnoses and synonymy of Eupatorieae and of certain other Compositae which have been classed with them. *Proc. Amer. Acad. Arts* 42: 3–48 (I: 4–16; II: 17–27; III: 27–32; IV: 32–48).
- . 1907. New or otherwise noteworthy spermatophytes chiefly from Mexico. *Proc. Amer. Acad. Arts* 43: 21–48.
- . 1909. Diagnoses and transfers of tropical American Phanerogams. *Proc. Amer. Acad. Arts* 44: 613–626.
- . 1911a. On the classification of certain Eupatorieae. *Proc. Amer. Acad. Arts* 47: 191–202.
- . 1911b. Revision of the genus *Barroetia*. *Proc. Amer. Acad. Arts* 47: 202–206.
- . 1913a. A key to the genera of the Compositae—Eupatorieae. *Proc. Amer. Acad. Arts* 49: 429–437.
- . 1913b. Revisions of *Alomia*, *Ageratum* and *Oxylobus*. *Proc. Amer. Acad. Arts* 49: 438–491.
- . 1916. New, reclassified or otherwise noteworthy spermatophytes. *Proc. Amer. Acad. Arts* 51: 527–540.
- . 1917. A monograph of the genus *Brickellia*. *Mem. Gray Herb.* 1: 3–151.
- . 1918a. Diagnoses and notes relating to tropical American Eupatorieae. *Proc. Amer. Acad. Arts* 54: 235–263.
- . 1918b. A descriptive revision of the Colombian Eupatoriums. *Proc. Amer. Acad. Arts* 54: 264–330.
- . 1918c. Keyed recensions of the Eupatoriums of Venezuela and Ecuador. *Proc. Amer. Acad. Arts* 54: 331–367.
- . 1919a. On tropical American Compositae, chiefly Eupatorieae. *Proc. Amer. Acad. Arts* 55: 3–41.
- . 1919b. A recension of the Eupatoriums of Peru. *Proc. Amer. Acad. Arts* 55: 42–88.
- . 1920a. Further diagnoses and notes on tropical American Eupatorieae. *Contr. Gray Herb. n.s.* 61: 3–30.
- . 1920b. The Eupatoriums of Bolivia. *Contr. Gray Herb. n.s.* 61: 30–80.
- . 1922a. Records preliminary to a general treatment of the Eupatorieae, I. *Contr. Gray Herb. n.s.* 64: 3–21.
- . 1922b. The Mikanias of northern and western South America. *Contr. Gray Herb. n.s.* 64: 21–116.
- . 1922c. *Dyscritothamnus*, a new genus of Compositae. *Contr. Gray Herb. n.s.* 65: 24–28, 1 pl.
- . 1922d. Records preliminary to a general treatment of the Eupatorieae, II. *Contr. Gray Herb. n.s.* 65: 46–54.
- . 1923. Records preliminary to a general treatment of the Eupatorieae, III. *Contr. Gray Herb. n.s.* 68: 3–43.
- . 1924. Records preliminary to a general treatment of the Eupatorieae, IV. *Contr. Gray Herb. n.s.* 73: 3–31.
- . 1925. Records preliminary to a general treatment of the Eupatorieae, V. *Contr. Gray Herb. n.s.* 75: 3–15.
- . 1926a. Records preliminary to a general treatment of the Eupatorieae, VI. *Contr. Gray Herb. n.s.* 77: 3–62.
- . 1926b. 16. *Eupatorium*—17. *Ophryosporus*. *In* P. C. Standley (editor), *Trees and Shrubs of Mexico*. *Contr. U.S. Natl. Herb.* 23: 1432–1470.
- . 1928. Records preliminary to a general treatment of the Eupatorieae, VII. *Contr. Gray Herb. n.s.* 80: 3–42.
- . 1930a. *Ageratum* (Coelestina) *Standleyi*. *In* P. C. Standley (editor), *Woody Plants of Siguatepeque, Honduras*. *J. Arnold Arbor.* 11: 44.
- . 1930b. *Eupatorium* (Subimbricata) *hondurensis*. *In* P. C. Standley (editor), *Woody Plants of Siguatepeque, Honduras*. *J. Arnold Arbor.* 11: 44–45.
- . 1930c. Records preliminary to a general treatment of the Eupatorieae, VIII. *Contr. Gray Herb. n.s.* 90: 3–36.
- . 1930d. Observations on the genus *Stevia*. *Contr. Gray Herb. n.s.* 90: 36–58, 1 pl.
- . 1930e. The Stevias of the Argentine Republic. *Contr. Gray Herb. n.s.* 90: 58–79.
- . 1930f. The Stevias of Paraguay. *Contr. Gray Herb. n.s.* 90: 79–90.
- . 1930g. The Stevias of North America. *Contr. Gray Herb. n.s.* 90: 90–160.
- . 1931a. Compositae—Eupatorieae. *In* H. A. Gleason (editor), *Botanical Results of the Tyler-Duida Expedition*. *Bull. Torrey Bot. Club* 58: 482–485.

- . 1931*b*. Records preliminary to a general treatment of the Eupatorieae, IX. *Contr. Gray Herb.* n.s. 96: 3–27.
- . 1931*c*. The *Stevias* of Colombia. *Contr. Gray Herb.* n.s. 96: 28–36.
- . 1931*d*. The *Stevias* of Venezuela. *Contr. Gray Herb.* n.s. 96: 37–43.
- . 1931*e*. The *Stevias* of Ecuador. *Contr. Gray Herb.* n.s. 96: 43–49.
- . 1932*a*. Records preliminary to a general treatment of the Eupatorieae, X. *Contr. Gray Herb.* n.s. 100: 3–19.
- . 1932*b*. The *Stevias* of Peru. *Contr. Gray Herb.* n.s. 100: 20–36.
- . 1932*c*. The *Stevias* of Bolivia. *Contr. Gray Herb.* n.s. 100: 36–39.
- . 1933. Taxonomic notes on several South American Eupatoriums. Pp. 349–358 in *Ostenia*, Colección de Trabajos Botánicos Dedicados a Don Cornelio Osten en Ocasión del LXX Aniversario de su Nacimiento. Montevideo.
- . 1934*a*. Records preliminary to a general treatment of the Eupatorieae, XI. *Contr. Gray Herb.* n.s. 104: 3–49.
- . 1934*b*. The variability of two wide-ranging species of *Mikania*. *Contr. Gray Herb.* n.s. 104: 49–55.
- . 1934*c*. *Mikania scandens* and its near relatives. *Contr. Gray Herb.* n.s. 104: 55–71.
- . 1934*d*. New Compositae—Eupatorieae from Brazil. *Candollea* 5: 170–174.
- & J. M. GREENMAN. 1895. II. New and noteworthy plants, chiefly from Oaxaca, collected by Messrs. C. G. Pringle, L. C. Smith, and E. W. Nelson. *Amer. J. Sci.*, Ser. 3, 50: 150–168.
- & ———. 1896. Synopsis of the Mexican and Central American species of the genus *Mikania*. *Proc. Amer. Acad. Arts* 32: 10–13.
- & ———. 1899. Supplementary notes upon *Calea*, *Tri-dax*, and *Mikania*. *Proc. Boston Soc. Nat. Hist.* 29: 105–108.
- & H. E. SEATON. 1893. Additions to the phanerogamic flora of Mexico discovered by C. G. Pringle in 1891–1892. *Proc. Amer. Acad. Arts* 28: 103–115.
- ROBINSON, H. 1970. South American species of *Stomatanthes* (Eupatorieae, Compositae). *Phytologia* 20: 334–338.
- . 1977. An analysis of the characters and relationships of the tribes Eupatorieae and Vernonieae (Asteraceae). *Syst. Bot.* 2: 199–208.
- . 1979. Two new genera of Vernonieae (Asteraceae) from Brasil, *Heterocypsela* and *Pseudostiffitia*. *Phytologia* 44: 442–450.
- . 1980. Notes on the Lychnophorine genera *Chresta* and *Eremanthus*. *Phytologia* 45: 89–100.
- . 1981. A revision of the tribal and subtribal limits of the Heliantheae (Asteraceae). *Smithsonian Contr. Bot.* 51: 1–102.
- . 1983. A generic review of the Tribe Liabeae (Asteraceae). *Smithsonian Contr. Bot.* 54: 1–69.
- . 1984. Style rotation in the Asteraceae. *Taxon* 33: 400–404.
- & R. D. BRETTELL. 1974. Studies in the Senecioneae (Asteraceae). V. The genera *Psacaliopsis*, *Barkleyanthus*, *Telanthophora* and *Roldana*. *Phytologia* 27: 402–439.
- & R. M. KING. 1977. Chapter 15. Eupatorieae—systematic review. Pp. 437–485 in V. H. Heywood, J. B. Harborne & B. L. Turner (editors), *The Biology and Chemistry of the Compositae*. Academic Press, London, New York, San Francisco.
- & ———. 1980. Phytogeographical patterns in the tribe Eupatorieae (Asteraceae). *Bol. Soc. Argent. Bot.* 19: 45–52.
- , F. BOHLMANN & R. M. KING. 1979. Chemosystematic notes on the Asteraceae II. Acyclic sesquiterpenes. *Phytologia* 41: 387–395.
- , A. M. POWELL, R. M. KING & J. F. WEEDIN. 1981. Chromosome numbers in Compositae, XII: Heliantheae. *Smithsonian Contr. Bot.* 52: 1–28.
- RUSBY, H. H. 1893. New genera of plants from Bolivia. *Bull. Torrey Bot. Club* 20: 429–434.
- RYDBERG, P. A. 1914. Family 2. Carduaceae. Tribe 10. Helenieae. In N. L. Britton, W. L. Murrill & T. H. Barnhart (editors), *N. Amer. Fl.* 34(1): 1–80.
- RZEDOWSKI, J. 1970. Estudio sistematico del genero *Microspermum* (Compositae). *Bol. Soc. Bot. México* 31: 49–107.
- . 1972. Dos especies nuevas del genero *Microspermum* (Compositae) del Estado de Jalisco (Mexico). *Bol. Soc. Bot. México* 32: 77–86.
- . 1978. Claves para la identificación de los géneros de la Familia Compositae en México. *Acta Ci. Potos.* 7: 5–145.
- SCHREBER, J. C. D. VON (EDITOR). 1791. *Genera Plantarum*. 8th edition. 2 Volumes. Frankfurt.
- SCHULTZ-BIPONTINUS, C. H. 1850. *Fleischmannia novum plantarum genus*. *Flora* 27: 417–418.
- . 1856. Tribus II. Eupatorieae. In B. C. Seemann (editor), *Bot. Voy. Herald* (Flora of northwestern Mexico) 7,8: 298–301.
- SEAMAN, F. C. 1982. Sesquiterpene lactones as taxonomic characters in the Asteraceae. *Bot. Rev. (Lancaster)* 48: 121–595.
- SEEMANN, B. C. 1852–1857. *The Botany of the Voyage of H.M.S. Herald*. London.
- SHINNERS, L. H. 1943. A revision of the *Liatris scariosa* complex. *Amer. Midl. Naturalist* 29: 27–41.
- . 1946. Revision of the genus *Kuhnia* L. *Wrightia* 1: 122–144.
- . 1951. Notes on Texas Compositae—VII. *Field & Lab.* 19: 74–82.
- . 1955. Notes on Compositae—X. *Field & Lab.* 23: 34–36.
- . 1971. *Kuhnia* L. transferred to *Brickellia* Ell. (Compositae). *Sida* 4: 274.
- SKVARLA, J. J., B. L. TURNER, V. C. PATEL & A. S. TOMB. 1977. Chapter 8. Pollen morphology in the Compositae and in morphologically related families. Pp. 141–248 In V. H. Heywood, J. B. Harborne & B. L. Turner (editors), *The Biology and Chemistry of the Compositae*. Academic Press, London, New York, San Francisco.
- SMALL, J. 1917*a*. The origin and development of the Compositae. *New Phytologist* 16: 157–177.
- . 1917*b*. The origin and development of the Compositae. Chapter II. *New Phytologist* 16: 198–221.
- . 1917*c*. The origin and development of the Compositae. Chapter III. *New Phytologist* 16: 253–276.
- . 1918*a*. The origin and development of the Compositae. Chapter IV. *New Phytologist* 17: 13–40.
- . 1918*b*. The origin and development of the Compositae. Chapter V. *New Phytologist* 17: 69–94.
- . 1918*c*. The origin and development of the Compositae. Chapters VI–VIII. *New Phytologist* 17: 114–142.

- . 1918*d*. The origin and development of the Compositae. Chapter IX. *New Phytologist* 17: 200–230.
- . 1919*a*. The origin and development of the Compositae. Chapter X. *New Phytologist* 18: 1–35.
- . 1919*b*. The origin and development of the Compositae. Chapter XI. *New Phytologist* 18: 65–89.
- . 1919*c*. The origin and development of the Compositae. Chapter XII. *New Phytologist* 18: 129–176.
- . 1919*d*. The origin and development of the Compositae. Chapter XIII. *New Phytologist* 18: 201–234.
- SMALL, J. K. 1924. Plant novelties from Florida. *Bull. Torrey Bot. Club* 51: 379–393.
- SOARES NUNES, J. M. 1981. Contribuição ao conhecimento das Compostas Brasileiras. *Bradea* 3(18): 129–138.
- SOEJARTO, D. D., C. M. COMPADRE & A. D. KINGHORN. 1983. Ethnobotanical notes on *Stevia*. *Bot. Mus. Leaflet* 29: 1–25.
- , A. D. KINGHORN & N. R. FARNSWORTH. 1982. Potential sweetening agents of plant origin. III. Organoleptic evaluation of *Stevia* leaf herbarium samples for sweetness. *J. Nat. Prod. (Lloydia)* 45: 590–599.
- SØRENSEN, N. A. 1977. Chapter 13. Polyacetylenes and conservatism of chemical characters in the Compositae. Pp. 385–409 in V. H. Heywood, J. B. Harborne & B. L. Turner (editors), *The Biology and Chemistry of the Compositae*. Academic Press, London, New York, San Francisco.
- SOLBRIG, O. T. 1963. Subfamilial nomenclature of Compositae. *Taxon* 12: 229–235.
- SOLEREDER, H. 1908. *Systematic Anatomy of the Dicotyledons* (translation). Clarendon Press, Oxford.
- SPACH, E. 1841. *Histoire Naturelle des Végétaux*. Phanérogames. Volume 10. Paris.
- STANDLEY, P. C. 1938. Compositae. In *Flora of Costa Rica*. *Field Mus. Nat. Hist., Bot. Ser.* 18(4): 1418–1538.
- STEETZ, J. 1854. Tribus II. Eupatoriaceae. In B. C. Seemann (editor), *Bot. Voy. Herald, Flora of the Isthmus of Panama* 4: 142–151, pl. 29.
- STEYERMARK, J. A. 1953. III. Compositae. In *Botanical exploration in Venezuela*. *Fieldiana, Bot.* 28: 620–678.
- STEYSKAL, G. C. 1974. A new species of *Procecidochares* (Diptera: Tephritidae) causing galls on stems of *Hamakua Pamakani* (*Ageratina riparia*: Asteraceae) in Hawaii. *U.S. Dept. Agric., Coop. Econ. Ins. Rep.* 24(32): 639–641.
- STONE, A. 1947. A new *Procecidochares* from *Eupatorium* stems (Diptera: Tephritidae). *Proc. Hawaiian Entomol. Soc.* 13: 97–98.
- STROTHER, J. L. 1983. More chromosome studies in Compositae. *Amer. J. Bot.* 70: 1217–1224.
- STUESSY, T. F. 1977. Chapter 23. Heliantheae—systematic review. Pp. 621–671 in V. H. Heywood, J. B. Harborne & B. L. Turner (editors), *The Biology and Chemistry of the Compositae*. Academic Press, London, New York, San Francisco.
- SULLIVAN, V. I. 1975. Pollen and pollination in the genus *Eupatorium* (Compositae). *Canad. J. Bot.* 53: 582–589.
- . 1976. Diploidy, polyploidy, and agamospermy among species of *Eupatorium* (Compositae). *Canad. J. Bot.* 54: 2907–2917.
- TAUBERT, P. 1896. Beiträge zur Kenntnis der Flora des central brasilianischen Staates Goyaz mit einer pflanzengeographischen Skizze von E. Ule. *Bot. Jahrb. Syst.* 21: 402–457.
- TIMMERMANN, B. N., R. MUES, T. J. MABRY & A. M. POWELL. 1979. 6-methoxyflavonoids from *Brickellia laciniata* (Compositae). *Phytochemistry* 18: 1855–1858.
- TOMAN, J., J. HARMATHA & L. NOVOTNY. 1968. Verwandtschaftsbeziehungen der Gattung *Adenostyles* und die Berechtigung ihrer Einreihung in die Tribus Senecioneae. *Preslia* 40: 122–132.
- TOURNEFORT, J. P. DE. 1700. *Institutiones rei Herbariae*, Editio Altero. 3 Volumes. Paris.
- TURCZANINOW, N. 1847–1848. *Decades* 3, 4, et 5 generum adhuc non descriptorum, adjectis descriptionibus nonnullarum specierum Myrtacearum xerocarparum atque Umbelliferarum imperfectarum. *Bull. Soc. Imp. Naturalistes Moscou* 20: 148–174; 21: 570–591.
- TURNER, B. L. 1966. *Taxonomy of Eutetras*. *Southw. Naturalist* 11: 118–122.
- . 1977. New species of *Eupatorium* (Asteraceae) from northcentral Mexico. *Wrightia* 5: 352–354.
- . 1978. A new species of *Brickellia*, subgenus *Phanerostylis* (Asteraceae). *Brittonia* 30: 342–344.
- . 1983*a*. A new species of *Critonia* (Asteraceae—Eupatoriaceae) from Belize. *Phytologia* 52: 491–492.
- . 1983*b*. Two new species of *Koanophyllon* (Asteraceae—Eupatoriaceae) from northeastern Mexico. *Phytologia* 52: 495–498.
- . 1983*c*. Two new species of *Ageratina* (Asteraceae—Eupatoriaceae) from northcentral Mexico. *Phytologia* 53: 241–244.
- . 1985. A new species of *Brickellia* subgenus *Phanerostylis* (Asteraceae) from Nuevo León, Mexico. *Phytologia* 58: 492–496.
- & D. FLYR. 1966. Chromosome numbers in the Compositae. X. North American species. *Amer. J. Bot.* 53: 24–33.
- & A. M. POWELL. 1977. Chapter 25. Helenieae—systematic review. Pp. 699–737 in V. H. Heywood, J. B. Harborne & B. L. Turner (editors), *The Biology and Chemistry of the Compositae*. Academic Press, London, New York, San Francisco.
- , ——— & R. M. KING. 1962. Chromosome numbers in the Compositae VI. Additional mexican and guatemalan species. *Rhodora* 64: 251–271.
- , ——— & J. CUATRECASAS. 1967. Chromosome numbers in Compositae. XI. Peruvian species. *Ann. Missouri Bot. Gard.* 54: 172–177.
- ULUBELÉN, A., B. N. TIMMERMANN & T. J. MABRY. 1980. Flavonoids from *Brickellia chlorolepis* and *B. dentata*. *Phytochemistry* 19: 905–908.
- URBAN, I. 1900. V. Species nova, praesertim portoricensis (part). *Symbolae Antillanae seu Fundamenta Florae Indiae Occidentalis* 1(3): 385–481.
- . 1925. *Ciceronia*. In *Sertum Antillarum*, XXIII. *Repert. Spec. Nov. Regni Veg.* 21: 224–225.
- . 1931. Compositae. In *Plantae Haitienses et Dominicensis novae vel rariores* IX. a cl. E. L. Ekman 1924–1930 lectae. *Ark. Bot.* 23A(11): 1–103, pl. 1–5.
- VICHNEWSKI, W., P. KULANTHAIVAL, V. L. GOEDKEN & W. HERZ. 1985. Two sesquiterpene lactones from *Trichogonia gardneri*. *Phytochemistry* 24: 291–296.
- VIS, E. & H. G. FLETCHER, JR. 1957. Stevioside. IV. Evidence that Stevioside is a sophoroside. *J. Amer. Chem. Soc.* 78: 4709–4710 (1956?).
- VOSS, E. G. 1961. Harley Harris Bartlett. *Bull. Torrey Bot. Club* 88: 47–56.

- WAGENITZ, G. 1976. Systematics and phylogeny of the Compositae (Asteraceae). *Pl. Syst. Evol.* 125: 29-46.
- WAGNER, H., M. A. IYENGAR, L. HORHAMMER & W. HERZ. 1972. Flavonol-3-glycosides in eight *Eupatorium* species. *Phytochemistry* 11: 1504-1505.
- , ——— & W. HERZ. 1973. Flavonoids in ten *Liatris* species. *Phytochemistry* 12: 2063-2064.
- WAHLBERG, I., K. KARLSSON & C. R. ENZELL. 1972. Non-volatile constituents of Deertongue leaf. *Acta Chem. Scand.* 26: 1383-1388.
- WALPERS, W. G. 1846-1847. *Repertorium Botanices Systematicae*. Volume 6. Leipzig.
- WATSON, S. 1890. Contributions to American botany. 2. Descriptions of new species of plants from northern Mexico, collected chiefly by Mr. C. G. Pringle in 1888 and 1889. *Proc. Amer. Acad. Arts* 25: 141-163.
- WATSON, T. J. 1973. Chromosome numbers in Compositae from the southwestern United States. *Southw. Naturalist* 18: 117-124.
- WIEGAND, K. M. 1920. *Eupatorium purpureum* and its allies. *Rhodora* 22: 57-70.
- WIEGAND, K. M. & C. A. WEATHERBY. 1937. The nomenclature of the verticillate *Eupatoria*. *Rhodora* 39: 297-306.
- WILLDENOW, C. L. (EDITOR). 1803. *Species Plantarum*. 4th edition. 3(3): 1475-2409.
- WILLIAMS, L. O. 1961. Tropical American plants II. *Fieldiana, Bot.* 29: 345-372.
- . 1975. Tropical American plants XVII. *Fieldiana, Bot.* 36: 77-100.
- . 1976. Tribe II. Eupatorieae. In D. L. Nash & L. O. Williams (editors), *Flora of Guatemala*. *Fieldiana, Botany* 24(12): i-x, 1-603.
- WOOTEN, J. W. & A. E. CLEWELL. 1971. *Fleischmannia* and *Conoclinium* (Compositae, Eupatorieae) in eastern North America. *Rhodora* 73: 566-574.
- YAPP, R. H. 1906. Fruit dispersal of *Adenostemma viscosum*. *Ann. Bot. (London)* 20(79): 311-316, pl. 23.

NOMENCLATOR OF THE EUPATORIEAE

The following list of names includes all those known for the Eupatorieae and all that have been proposed under genera that are now recognized as Eupatorieae. The publication data is provided for each name, and when the name is a synonym, the present disposition is provided. The list will allow users to discover the identity in the present system of any name from previous systems. Use will be limited by the extensive misapplication of names in past systems. Varieties are included in the list only in the rare instances where they are basionyms of taxa later elevated to species level.

The form of citation below of literature and authors is mostly according to standardized abbreviations in the Kew draft list, B-P-H (Botanico-Per-

iodicum-Huntianum) and TL-2 (Taxonomic Literature, 3d. 2). In this way, the familiar B. L. Robinson, a leading botanist of the first third of the century, author of the seventh edition of Gray's *Manual*, professor to students like S. F. Blake, L. B. Smith, and Julian Steyermark, and specialist in the Eupatorieae, becomes B. Robinson.

Omitted from the list are five species described under the genus name *Eupatorium* Bubani (1900), *E. dioscoridis* Bubani, *E. hirsutum* Nieuwl., *E. molle* Nieuwl., *E. parviflorum* Nieuwl., and *E. rostellatum* Nieuwl. This latter genus is a synonym of *Agrimonia* in the Rosaceae. The species do not belong to the Asteraceae, but they preoccupy combinations under the name *Eupatorium*.

- Acanthostyles buniifolius* (Hook. & Arn.) R. King & H. Robinson, *Phytologia* 22: 111. 1971.
- Acanthostyles sancechicoensis* (Hieron.) R. King & H. Robinson, *Phytologia* 22: 112. 1971.
- Acritopappus confertus* (Gardner) R. King & H. Robinson, *Phytologia* 24: 402. 1972.
- Acritopappus connatifolius* (Soares Nunes) R. King & H. Robinson, *Phytologia* 48: 221. 1981.
- Acritopappus hagei* R. King & H. Robinson, *Phytologia* 45: 142. 1980.
- Acritopappus harleyi* R. King & H. Robinson, *Phytologia* 38: 100. 1977.
- Acritopappus heterolepis* (Baker) R. King & H. Robinson, *Phytologia* 45: 147. 1980.
- Acritopappus irwinii* R. King & H. Robinson, *Phytologia* 24: 402. 1972.
- Acritopappus longifolius* (Gardner) R. King & H. Robinson, *Phytologia* 24: 403. 1972.
- Acritopappus micropappus* (Baker) R. King & H. Robinson, *Phytologia* 38: 100. 1977.
- Acritopappus morii* R. King & H. Robinson, *Phytologia* 45: 143. 1980.
- Acritopappus prunifolius* R. King & H. Robinson, *Phytologia* 45: 144. 1980.
- Acritopappus santosii* R. King & H. Robinson, *Phytologia* 45: 145. 1980.
- Acritopappus subtomentosus* R. King & H. Robinson, *Phytologia* 45: 146. 1980.
- Acritopappus teixeirae* R. King & H. Robinson, *Phytologia* 45: 146. 1980.
- Addisonia boliviana* Rusby, *Descr. S. Amer. Pl.* 147. 1920. = *Helogyne straminea* (DC.) B. Robinson.
- Addisonia virgata* Rusby, *Bull. Torrey Bot. Club* 20: 432. 1893. = *Helogyne straminea* (DC.) B. Robinson.
- Adenocritonia adansii* R. King & H. Robinson, *Phytologia* 33: 281(-282). 1976.
- Adenostemma angustifolium* Arn., *Nova Acta Phys.-Med. Acad. Caes. Leop.-Carol. Nat. Cur.* 18(1): 347. 1836.
- Adenostemma aquaticum* D. Don, *Prodr. Fl. Nepal.* 181. 1825. = *Adenostemma lavenia* (L.) Kuntze.
- Adenostemma berterii* DC., *Prodr.* 5: 110. 1836.
- Adenostemma biflorum* Less., *Syn. Gen. Compos.* 156. 1832. = *Wollastonia biflora* (Less.) DC. HELIANTHEAE.
- Adenostemma brasilianum* Cass., *Dict. Sci. Nat.* 25: 363. 1822.
- Adenostemma caffrum* DC., *Prodr.* 5: 112. 1836.
- Adenostemma cuatrecasasii* R. King & H. Robinson, *Phytologia* 29: 5(-6). 1974.
- Adenostemma decumbens* Don ex Heynh., *Nom. Bot. Hort.* 1: 19. 1840. = *Adenostemma berterii* DC.
- Adenostemma dregei* DC., *Prodr.* 5: 111. 1836. = *Adenostemma viscosum* Forster.
- Adenostemma elatum* D. Don, *Prodr. Fl. Nepal.* 181. 1825. = *Adenostemma lavenia* (L.) Kuntze.
- Adenostemma erectum* DC., *Prodr.* 5: 113. 1836. = *Adenostemma lavenia* (L.) Kuntze.
- Adenostemma fastigiatum* (Blume) DC., *Prodr.* 5: 111. 1836. = *Adenostemma lavenia* (L.) Kuntze.
- Adenostemma flintii* R. King & H. Robinson, *Phytologia* 54: 29. 1983.
- Adenostemma fosbergii* R. King & H. Robinson, *Phytologia* 29: 6(-7). 1974.
- Adenostemma glutinosum* DC., *Prodr.* 5: 111. 1836. = *Adenostemma viscosum* Forster.
- Adenostemma goyazense* R. King & H. Robinson, *Phytologia* 54: 30. 1983.
- Adenostemma gymnocoronis* Schultz-Bip. ex Baker, *Fl. Bras.* 6(2): 183. 1876, nom. nud. = *Gymnocoronis spilanthoides* DC.
- Adenostemma hirsutum* (Blume) DC., *Prodr.* 5: 113. 1836.
- Adenostemma hirtiflorum* Benth., *Pl. Hartw.* 75. 1841.
- Adenostemma involucratum* R. King & H. Robinson, *Phytologia* 29: 7(-8). 1974.
- Adenostemma lanceolatum* Miq., *Fl. Ned. Ind.* 2: 24. 1856.
- Adenostemma latifolium* D. Don, *Prodr. Fl. Nepal.* 181. 1825. = *Adenostemma lavenia* (L.) Kuntze.
- Adenostemma lavenia* (L.) Kuntze, *Revis. Gen. Pl.* 1: 304. 1891.
- Adenostemma leiocarpum* DC. in Wight, *Contr. Bot. India* 9. 1834. = *Adenostemma lavenia* (L.) Kuntze.
- Adenostemma macrophyllum* (Blume) DC., *Prodr.* 5: 113. 1836. = *Adenostemma viscosum* Forster.
- Adenostemma madurensis* DC. in Wight, *Contr. Bot. India* 9. 1834.
- Adenostemma mauritianum* DC., *Prodr.* 5: 110. 1836.
- Adenostemma microcephalum* DC., *Prodr.* 5: 111. 1836. = *Adenostemma viscosum* Forster.
- Adenostemma natalense* DC., *Prodr.* 5: 112. 1836. = *Adenostemma viscosum* Forster.

- Adenostemma nutans* Greenman, Publ. Field Columbian Mus., Bot. Ser. 2: 344. 1912. = *Gymnocoronis nutans* (Greenman) R. King & H. Robinson.
- Adenostemma ovatum* Miq., Fl. Ned. Ind. 2: 25. 1856. = *Adenostemma viscosum* Forster.
- Adenostemma pakaraimae* Maguire & Wurd., Mem. New York Bot. Gard. 9: 366. 1957. = *Sciadocephala pakaraimae* (Maguire & Wurd.) R. King & H. Robinson.
- Adenostemma parviflorum* (Blume) DC., Prodr. 5: 111. 1836. = *Adenostemma viscosum* Forster.
- Adenostemma perrotetii* DC., Prodr. 5: 110. 1836. = *Adenostemma viscosum* Forster.
- Adenostemma platyphyllum* Cass., Dict. Sci. Nat. 25: 363. 1822.
- Adenostemma renschii* Koster, Blumea 1: 482. 1935.
- Adenostemma reticulatum* DC. in Wight, Contr. Bot. India 8: 1834. = *Adenostemma mauritianum* DC.
- Adenostemma rivale* Dalz., Hooker's J. Bot. Kew Gard. Misc. 3: 231. 1851. = *Adenostemma lavenia* (L.) Kuntze.
- Adenostemma roylei* DC., Prodr. 5: 112. 1836. = *Adenostemma madurensis* DC. in Wight.
- Adenostemma rufescens* Schultz-Bip., Syst. Verzeich. 120. 1854-1855, ignota.
- Adenostemma rugosum* DC. in Wight, Contr. Bot. India 8: 1834. = *Adenostemma lavenia* (L.) Kuntze.
- Adenostemma scaevolifolium* Martius ex Baker, Fl. Bras. 6(2): 186. 1876. = *Adenostemma suffruticosum* Gardner.
- Adenostemma schimperii* Schultz-Bip. ex A. Rich., Tent. Fl. Abyss. 4: 382. 1847.
- Adenostemma suffruticosum* Gardner, London J. Bot. 6: 433. 1847.
- Adenostemma swartzii* Cass., Dict. Sci. Nat. 25: 362. 1822. = *Adenostemma verbesina* (L.) Kuntze.
- Adenostemma tinctorium* (Lour.) Cass., Dict. Sci. Nat. 25: 364. 1822.
- Adenostemma triangulare* DC., Prodr. 5: 113. 1836. = *Adenostemma brasilianum* Cass.
- Adenostemma vargasii* R. King & H. Robinson, Phytologia 54: 31. 1983.
- Adenostemma verbesina* (L.) Kuntze, Revis. Gen. Pl. 1: 304. 1891.
- Adenostemma viscosum* Forster, Char. Gen. Pl. 90. 1776.
- Adenostemma vitiense* H. Robinson, Phytologia 29: 8(-9). 1974.
- Ageratella microphylla* (Schultz-Bip.) A. Gray ex S. Watson, Proc. Amer. Acad. Arts 22: 419. 1887.
- Ageratella palmeri* (A. Gray) B. Robinson, Proc. Amer. Acad. Arts 41: 272. 1905.
- Ageratina abronia* (Klatt) R. King & H. Robinson, Phytologia 24: 80. 1972. = *Ageratina prunellaefolia* (H. B. K.) R. King & H. Robinson.
- Ageratina acutidentata* (B. Robinson) R. King & H. Robinson, Phytologia 19: 219. 1970.
- Ageratina adenachaenia* (Schultz-Bip. ex Klatt) R. King & H. Robinson, Phytologia 19: 219. 1970.
- Ageratina adenophora* (Sprengel) R. King & H. Robinson, Phytologia 19: 211. 1970.
- Ageratina aegirophylla* (B. Robinson) R. King & H. Robinson, Phytologia 19: 219. 1970.
- Ageratina ageratoides* (L. f.) Spach, Hist. Nat. Veg. 10: 286. 1841. = *Ageratina altissima* (L.) R. King & H. Robinson.
- Ageratina allenii* (Standley) R. King & H. Robinson, Phytologia 24: 80. 1972.
- Ageratina almedae* R. King & H. Robinson, Phytologia 38: 326. 1978.
- Ageratina altissima* (L.) R. King & H. Robinson, Phytologia 19: 212. 1970.
- Ageratina amblyolepis* (B. Robinson) R. King & H. Robinson, Phytologia 19: 212. 1970.
- Ageratina ampla* (Benth.) R. King & H. Robinson, Phytologia 19: 219. 1970.
- Ageratina anchistea* (Grashoff & Beaman) R. King & H. Robinson, Phytologia 24: 80. 1972.
- Ageratina angustifolia* (H. B. K.) R. King & H. Robinson, Phytologia 19: 219. 1970. = *Ageratina asclepiadea* (L. f.) R. King & H. Robinson.
- Ageratina anisochroma* (Klatt) R. King & H. Robinson, Phytologia 19: 218. 1970.
- Ageratina apollinairei* (B. Robinson) R. King & H. Robinson, Phytologia 19: 212. 1970.
- Ageratina arbutifolia* (Benth.) R. King & H. Robinson, Phytologia 19: 219. 1970.
- Ageratina aristeguietii* R. King & H. Robinson, Phytologia 35: 497. 1977.
- Ageratina aristei* (B. Robinson) R. King & H. Robinson, Phytologia 19: 219. 1970.
- Ageratina aromatica* (L.) Spach, Hist. Nat. Veg. 10: 286. 1841.
- Ageratina arsenei* (B. Robinson) R. King & H. Robinson, Phytologia 19: 212. 1970.
- Ageratina articulata* (Schultz-Bip. ex Hieron.) R. King & H. Robinson, Phytologia 19: 212. 1970.
- Ageratina aschenborniana* (Schauer) R. King & H. Robinson, Phytologia 19: 212. 1970. = *Ageratina bustamenta* (DC.) R. King & H. Robinson.
- Ageratina asclepiadea* (L. f.) R. King & H. Robinson, Phytologia 60:80. 1986.
- Ageratina atrocordata* (B. Robinson) R. King & H. Robinson, Phytologia 19: 212. 1970.
- Ageratina austin-smithii* R. King & H. Robinson, Phytologia 28: 494. 1974.
- Ageratina azangaroensis* (Schultz-Bip. ex Wedd.) R. King & H. Robinson, Phytologia 19: 212. 1970.
- Ageratina baccharoides* (H. B. K.) R. King & H. Robinson, Phytologia 19: 219. 1970.
- Ageratina badia* (Klatt) R. King & H. Robinson, Phytologia 19: 212. 1970.
- Ageratina barbensis* R. King & H. Robinson, Phytologia 24: 83. 1972.
- Ageratina barclayae* R. King & H. Robinson, Phytologia 54: 38. 1983.
- Ageratina bellidifolia* (Benth.) R. King & H. Robinson, Phytologia 19: 212. 1970.
- Ageratina betulaeifolia* (E. Greene) R. King & H. Robinson, Phytologia 19: 219. 1970.
- Ageratina bimatra* (Standley & L. O. Williams) R. King & H. Robinson, Phytologia 19: 212. 1970. = *Fleischmannia microstemon* (Cass.) R. King & H. Robinson.
- Ageratina bishopii* R. King & H. Robinson, Phytologia 54: 37. 1983.
- Ageratina blepharilepis* (Schultz-Bip.) R. King & H. Robinson, Phytologia 19: 219. 1970.
- Ageratina boekei* R. King & H. Robinson, Phytologia 54: 39. 1983.
- Ageratina boyacensis* R. King & H. Robinson, Phytologia 24: 84. 1972.
- Ageratina brandegeana* (B. Robinson) R. King & H. Robinson, Phytologia 19: 219. 1970.
- Ageratina breedlovei* R. King & H. Robinson, Phytologia 58: 259. 1985.
- Ageratina brevipes* (DC.) R. King & H. Robinson, Phytologia 19: 219. 1970.
- Ageratina burgeri* R. King & H. Robinson, Phytologia 24: 85. 1972.
- Ageratina bustamenta* (DC.) R. King & H. Robinson, Phytologia 19: 213. 1970.
- Ageratina caeciliae* (B. Robinson) R. King & H. Robinson, Phytologia 19: 220. 1970.
- Ageratina calaminthaefolia* (H. B. K.) R. King & H. Robinson, Phytologia 19: 220. 1970.



- Ageratina calderillensis* (Hieron.) R. King & H. Robinson, *Phytologia* 19: 213. 1970.
- Ageratina calophylla* (B. Robinson) R. King & H. Robinson, *Phytologia* 19: 220. 1970.
- Ageratina camachensis* (Hieron.) R. King & H. Robinson, *Phytologia* 19: 213. 1970.
- Ageratina campyloclada* (B. Robinson) R. King & H. Robinson, *Phytologia* 19: 220. 1970.
- Ageratina cardiophylla* (B. Robinson) R. King & H. Robinson, *Phytologia* 19: 220. 1970.
- Ageratina carmonis* (Standley & Steyer.) R. King & H. Robinson, *Phytologia* 49: 3. 1981.
- Ageratina cartagoensis* R. King & H. Robinson, *Phytologia* 24: 85. 1972.
- Ageratina cerifera* (McVaugh) R. King & H. Robinson, *Phytologia* 24: 86. 1972.
- Ageratina chachapoyasensis* (Cuatrec.) R. King & H. Robinson, *Phytologia* 19: 220. 1970.
- Ageratina chapalensis* (S. Watson) R. King & H. Robinson, *Phytologia* 19: 220. 1970. = *Ageratina lasioneura* (Hook. & Arn.) R. King & H. Robinson.
- Ageratina chiapensis* (B. Robinson) R. King & H. Robinson, *Phytologia* 19: 213. 1970. = *Ageratina vernalis* (Vatke & Kurtz) R. King & H. Robinson.
- Ageratina chiriquensis* (B. Robinson) R. King & H. Robinson, *Phytologia* 19: 213. 1970.
- Ageratina choricephala* (B. Robinson) R. King & H. Robinson, *Phytologia* 19: 213. 1970.
- Ageratina choricephaloides* (B. Robinson) R. King & H. Robinson, *Phytologia* 19: 213. 1970.
- Ageratina ciliata* (Less.) R. King & H. Robinson, *Phytologia* 19: 213. 1970.
- Ageratina collodes* (B. Robinson & Greenman) R. King & H. Robinson, *Phytologia* 19: 220. 1970.
- Ageratina conspicua* [Kunth & Bouche] R. King & H. Robinson, *Phytologia* 19: 213. 1970. = *Ageratina grandifolia* (Regel) R. King & H. Robinson.
- Ageratina contigua* R. King & H. Robinson, *Phytologia* 58: 258. 1985.
- Ageratina contorta* (C. Adams) R. King & H. Robinson, *Phytologia* 24: 87. 1972.
- Ageratina cordata* (Walter) Spach, *Hist. Nat. Veg.* 10: 286. 1841. = *Ageratina aromatica* (L.) Spach.
- Ageratina corylifolia* (Griseb.) R. King & H. Robinson, *Phytologia* 19: 213. 1970.
- Ageratina costaricensis* R. King & H. Robinson, *Phytologia* 24: 87. 1972.
- Ageratina crassiceps* (B. Robinson) R. King & H. Robinson, *Phytologia* 19: 220. 1970.
- Ageratina crassiramea* (B. Robinson) R. King & H. Robinson, *Phytologia* 19: 228. 1970. = *Pachythamnus crassirameus* (B. Robinson) R. King & H. Robinson.
- Ageratina cremasta* (B. Robinson) R. King & H. Robinson, *Phytologia* 19: 220. 1970.
- Ageratina crenaca* (B. Robinson) R. King & H. Robinson, *Phytologia* 19: 220. 1970.
- Ageratina croatii* R. King & H. Robinson, *Phytologia* 29: 347(-348). 1975.
- Ageratina cronquistii* R. King & H. Robinson, *Phytologia* 38: 334. 1978.
- Ageratina cuatrecasii* R. King & H. Robinson, *Phytologia* 24: 88. 1972.
- Ageratina cuencana* (B. Robinson) R. King & H. Robinson, *Phytologia* 19: 213. 1970.
- Ageratina cupressorum* (Standley & Steyer.) R. King & H. Robinson, *Phytologia* 24: 89. 1972. = *Piptothrix areolaris* (DC.) R. King & H. Robinson.
- Ageratina cutervensis* (Hieron.) R. King & H. Robinson, *Phytologia* 19: 213. 1970.
- Ageratina cuzcoensis* (Hieron.) R. King & H. Robinson, *Phytologia* 19: 220. 1970.
- Ageratina cylindrica* (McVaugh) R. King & H. Robinson, *Phytologia* 24: 89. 1972.
- Ageratina dasyneura* (B. Robinson) R. King & H. Robinson, *Phytologia* 19: 213. 1970.
- Ageratina davidsei* R. King & H. Robinson, *Phytologia* 38: 327. 1978.
- Ageratina deltoidea* (Jacq.) R. King & H. Robinson, *Phytologia* 19: 221. 1970.
- Ageratina dendroides* (Sprengel) R. King & H. Robinson, *Phytologia* 19: 221. 1970.
- Ageratina desquamans* (B. Robinson) R. King & H. Robinson, *Phytologia* 19: 221. 1970.
- Ageratina dictyoneura* (Urban) R. King & H. Robinson, *Phytologia* 19: 221. 1970.
- Ageratina diversipila* R. King & H. Robinson, *Phytologia* 24: 89. 1972.
- Ageratina dolichobasis* (McVaugh) R. King & H. Robinson, *Phytologia* 24: 90. 1972.
- Ageratina dombeyana* (DC.) R. King & H. Robinson, *Phytologia* 19: 221. 1970.
- Ageratina durangensis* (B. Robinson) R. King & H. Robinson, *Phytologia* 19: 221. 1970.
- Ageratina elegans* (H. B. K.) R. King & H. Robinson, *Phytologia* 19: 221. 1970.
- Ageratina enixa* (B. Robinson) R. King & H. Robinson, *Phytologia* 19: 214. 1970.
- Ageratina ernstii* R. King & H. Robinson, *Phytologia* 38: 336. 1978.
- Ageratina esmeraldae* (Cuatrec.) R. King & H. Robinson, *Phytologia* 24: 90. 1972. = *Ageratina rhyodes* (B. Robinson) R. King & H. Robinson.
- Ageratina espinosarum* (A. Gray) R. King & H. Robinson, *Phytologia* 19: 221. 1970.
- Ageratina etlensis* (B. Robinson) R. King & H. Robinson, *Phytologia* 19: 221. 1970.
- Ageratina exserto-venosa* (Klatt) R. King & H. Robinson, *Phytologia* 19: 221. 1970.
- Ageratina fastigiata* (H. B. K.) R. King & H. Robinson, *Phytologia* 19: 221. 1970.
- Ageratina flaviseta* (B. Robinson) R. King & H. Robinson, *Phytologia* 19: 221. 1970.
- Ageratina flourensifolia* (B. Turner) R. King & H. Robinson, *Phytologia* 48: 221. 1981.
- Ageratina fosbergii* R. King & H. Robinson, *Phytologia* 28: 495. 1974. = *Ageratina atrocordata* (B. Robinson) R. King & H. Robinson.
- Ageratina funckii* (B. Robinson) R. King & H. Robinson, *Phytologia* 19: 214. 1970.
- Ageratina geminata* (McVaugh) R. King & H. Robinson, *Phytologia* 24: 90. 1972.
- Ageratina gilbertii* (B. Robinson) R. King & H. Robinson, *Phytologia* 19: 214. 1970.
- Ageratina glabrata* (H. B. K.) R. King & H. Robinson, *Phytologia* 19: 214. 1970.
- Ageratina glandulifera* (Hieron.) R. King & H. Robinson, *Phytologia* 19: 214. 1970.
- Ageratina glauca* (Schultz-Bip. ex Klatt) R. King & H. Robinson, *Phytologia* 19: 221. 1970.
- Ageratina glechonophylla* (Less.) R. King & H. Robinson, *Phytologia* 19: 214. 1970.
- Ageratina glischna* (B. Robinson) R. King & H. Robinson, *Phytologia* 19: 222. 1970.
- Ageratina gloeoclada* (B. Robinson) R. King & H. Robinson, *Phytologia* 19: 222. 1970.

- Ageratina glyptophlebia* (B. Robinson) R. King & H. Robinson, *Phytologia* 19: 222. 1970.
- Ageratina gonzalezorum* B. Turner, *Phytologia* 58: 498. 1985.
- Ageratina gracilentia* (B. Robinson) R. King & H. Robinson, *Phytologia* 19: 214. 1970.
- Ageratina gracilis* (H. B. K.) R. King & H. Robinson, *Phytologia* 19: 214. 1970.
- Ageratina grandidentata* (DC.) R. King & H. Robinson, *Phytologia* 19: 214. 1970. = *Ageratina pazcuarensis* (H. B. K.) R. King & H. Robinson.
- Ageratina grandifolia* (Regel) R. King & H. Robinson, *Phytologia* 60: 80. 1986.
- Ageratina grashoffii* B. Turner, *Phytologia* 61: 77. 1986.
- Ageratina gynoxoides* (Wedd.) R. King & H. Robinson, *Phytologia* 19: 222. 1970.
- Ageratina gypsophila* B. Turner, *Phytologia* 57: 130. 1985.
- Ageratina halbertiana* (McVaugh) R. King & H. Robinson, *Phytologia* 24: 90. 1972.
- Ageratina hartii* (Urban) R. King & H. Robinson, *Phytologia* 19: 222. 1970.
- Ageratina havanensis* (H. B. K.) R. King & H. Robinson, *Phytologia* 19: 222. 1970.
- Ageratina hebes* (B. Robinson) R. King & H. Robinson, *Phytologia* 19: 222. 1970.
- Ageratina hederifolia* (A. Gray) R. King & H. Robinson, *Phytologia* 19: 222. 1970.
- Ageratina helenae* R. King & H. Robinson, *Phytologia* 24: 90. 1972.
- Ageratina herbacea* (A. Gray) R. King & H. Robinson, *Phytologia* 19: 222. 1970.
- Ageratina hidalgensis* (B. Robinson) R. King & H. Robinson, *Phytologia* 19: 222. 1970.
- Ageratina hintonii* R. King & H. Robinson, *Phytologia* 28: 496. 1974.
- Ageratina humboldtii* (Hieron.) R. King & H. Robinson, *Phytologia* 19: 222. 1970. = *Ageratina asclepiadea* (L. f.) R. King & H. Robinson.
- Ageratina hyssopina* (A. Gray) R. King & H. Robinson, *Phytologia* 19: 222. 1970.
- Ageratina ibaguensis* (Schultz-Bip. ex Hieron.) R. King & H. Robinson, *Phytologia* 19: 214. 1970.
- Ageratina illita* (Urban) R. King & H. Robinson, *Phytologia* 19: 222. 1970.
- Ageratina infernillensis* R. King & H. Robinson, *Phytologia* 24: 91. 1972.
- Ageratina intercostulata* (B. Robinson) R. King & H. Robinson, *Phytologia* 19: 223. 1970.
- Ageratina intibucensis* R. King & H. Robinson, *Phytologia* 38: 337. 1978.
- Ageratina iodotricha* (B. Robinson) R. King & H. Robinson, *Phytologia* 19: 214. 1970.
- Ageratina irrasa* (B. Robinson) R. King & H. Robinson, *Phytologia* 19: 223. 1970.
- Ageratina isolepis* (B. Robinson) R. King & H. Robinson, *Phytologia* 19: 223. 1970.
- Ageratina ixiocladon* (Benth. ex Oersted) R. King & H. Robinson, *Phytologia* 19: 223. 1970.
- Ageratina jahnii* (B. Robinson) R. King & H. Robinson, *Phytologia* 19: 223. 1970.
- Ageratina jucunda* (E. Greene) A. Clewell & Wooton, *Brittonia* 23: 142. 1971.
- Ageratina kupperi* (Suesseng.) R. King & H. Robinson, *Phytologia* 19: 223. 1970.
- Ageratina lasia* (B. Robinson) R. King & H. Robinson, *Phytologia* 19: 223. 1970.
- Ageratina lasioneura* (Hook. & Arn.) R. King & H. Robinson, *Phytologia* 24: 92. 1972.
- Ageratina latipes* (Benth.) R. King & H. Robinson, *Phytologia* 37: 455. 1977.
- Ageratina lemmonii* (B. Robinson) R. King & H. Robinson, *Phytologia* 19: 223. 1970.
- Ageratina leptodictyon* (A. Gray) R. King & H. Robinson, *Phytologia* 19: 223. 1970.
- Ageratina liebmannii* (Schultz-Bip. ex Klatt) R. King & H. Robinson, *Phytologia* 19: 223. 1970.
- Ageratina ligustrina* (DC.) R. King & H. Robinson, *Phytologia* 19: 223. 1970.
- Ageratina lobulifera* (B. Robinson) R. King & H. Robinson, *Phytologia* 19: 214. 1970.
- Ageratina loeseneri* (B. Robinson) R. King & H. Robinson, *Phytologia* 19: 223. 1970.
- Ageratina longipetiolata* (Schultz-Bip. ex Rusby) R. King & H. Robinson, *Phytologia* 24: 92. 1972. = *Kaunia longipetiolata* (Schultz-Bip. ex Rusby) R. King & H. Robinson.
- Ageratina lopez-mirandae* R. King & H. Robinson, *Phytologia* 38: 331. 1978.
- Ageratina lorentzii* (Hieron.) R. King & H. Robinson, *Phytologia* 19: 215. 1970.
- Ageratina luciae-brauniae* (Fern.) R. King & H. Robinson, *Phytologia* 19: 215. 1970.
- Ageratina lucida* (Ortega) R. King & H. Robinson, *Phytologia* 19: 224. 1970.
- Ageratina macbridei* (B. Robinson) R. King & H. Robinson, *Phytologia* 19: 224. 1970.
- Ageratina macvaughii* R. King & H. Robinson, *Phytologia* 38: 335. 1978.
- Ageratina mairiana* (DC.) R. King & H. Robinson, *Phytologia* 19: 224. 1970.
- Ageratina malacolepis* (B. Robinson) R. King & H. Robinson, *Phytologia* 19: 215. 1970.
- Ageratina mariarum* (B. Robinson) R. King & H. Robinson, *Phytologia* 19: 215. 1970.
- Ageratina miquihuana* (B. Turner) R. King & H. Robinson, *Phytologia* 37: 455. 1977.
- Ageratina modesta* (Kunth) R. King & H. Robinson, *Phytologia* 24: 93. 1972.
- Ageratina molinae* R. King & H. Robinson, *Phytologia* 24: 93. 1972.
- Ageratina mortoniana* (Alain) R. King & H. Robinson, *Phytologia* 19: 224. 1970.
- Ageratina muelleri* (Schultz-Bip. ex Klatt) R. King & H. Robinson, *Phytologia* 19: 215. 1970.
- Ageratina multiserrata* (Schultz-Bip.) R. King & H. Robinson, *Phytologia* 24: 94. 1972.
- Ageratina mutiscuensis* (B. Robinson) R. King & H. Robinson, *Phytologia* 24: 94. 1972.
- Ageratina mygindaefolia* (A. Gray) R. King & H. Robinson, *Phytologia* 19: 224. 1970.
- Ageratina nelsonii* R. King & H. Robinson, *Phytologia* 24: 94. 1972.
- Ageratina neriifolia* (B. Robinson) R. King & H. Robinson, *Phytologia* 19: 224. 1970.
- Ageratina nesomii* B. Turner, *Phytologia* 53: 241. 1983.
- Ageratina oaxacana* (Klatt) R. King & H. Robinson, *Phytologia* 32: 284. 1975.
- Ageratina ocanensis* (B. Robinson) R. King & H. Robinson, *Phytologia* 19: 224. 1970.
- Ageratina occidentalis* (Hook.) R. King & H. Robinson, *Phytologia* 19: 224. 1970.
- Ageratina oligocephala* (DC.) R. King & H. Robinson, *Phytologia* 19: 215. 1970.
- Ageratina ovilla* (Standley & Steyerl.) R. King & H. Robinson, *Phytologia* 19: 224. 1970.
- Ageratina pachypoda* (B. Robinson) R. King & H. Robinson, *Phytologia* 19: 224. 1970.

- Ageratina pacifica* (B. Robinson in I. M. Johnston) R. King & H. Robinson, *Phytologia* 19: 215. 1970.
- Ageratina pampalcensis* (B. Robinson) R. King & H. Robinson, *Phytologia* 19: 215. 1970.
- Ageratina paramensis* (Aristeg.) R. King & H. Robinson, *Phytologia* 19: 224. 1970.
- Ageratina paucibracteata* (Alain) R. King & H. Robinson, *Phytologia* 19: 218. 1970.
- Ageratina paupercula* (A. Gray) R. King & H. Robinson, *Phytologia* 19: 215. 1970.
- Ageratina pazcuarensis* (H. B. K.) R. King & H. Robinson, *Phytologia* 19: 215. 1970.
- Ageratina pelotropha* (B. Robinson) R. King & H. Robinson, *Phytologia* 19: 224. 1970.
- Ageratina pentlandiana* (DC.) R. King & H. Robinson, *Phytologia* 19: 225. 1970.
- Ageratina peracuminata* R. King & H. Robinson, *Phytologia* 38: 328. 1978.
- Ageratina petiolaris* (Mocino & Sesse ex DC.) R. King & H. Robinson, *Phytologia* 19: 225. 1970.
- Ageratina photina* (B. Robinson) R. King & H. Robinson, *Phytologia* 19: 215. 1970.
- Ageratina pichinchensis* (H. B. K.) R. King & H. Robinson, *Phytologia* 19: 215. 1970.
- Ageratina piurae* (B. Robinson) R. King & H. Robinson, *Phytologia* 19: 225. 1970.
- Ageratina plethadenia* (Standley & Steyer.) R. King & H. Robinson, *Phytologia* 24: 95. 1972.
- Ageratina pomaderrifolia* (Benth.) R. King & H. Robinson, *Phytologia* 19: 225. 1970. = *Ageratina angustifolia* (H. B. K.) R. King & H. Robinson.
- Ageratina popayanensis* (Hieron.) R. King & H. Robinson, *Phytologia* 19: 225. 1970.
- Ageratina porriginosa* (B. Robinson) R. King & H. Robinson, *Phytologia* 19: 225. 1970.
- Ageratina pringlei* (B. Robinson & Greenman) R. King & H. Robinson, *Phytologia* 19: 225. 1970.
- Ageratina prionobia* (B. Robinson) R. King & H. Robinson, *Phytologia* 19: 225. 1970.
- Ageratina proba* (N. E. Br.) R. King & H. Robinson, *Phytologia* 37: 455. 1977.
- Ageratina prunellaefolia* (H. B. K.) R. King & H. Robinson, *Phytologia* 19: 215. 1970.
- Ageratina prunifolia* (H. B. K.) R. King & H. Robinson, *Phytologia* 19: 225. 1970.
- Ageratina pseudochilca* (Benth.) R. King & H. Robinson, *Phytologia* 19: 225. 1970.
- Ageratina psilodora* (B. Robinson) R. King & H. Robinson, *Phytologia* 19: 216. 1970.
- Ageratina purpusii* (Brandege) R. King & H. Robinson, *Phytologia* 19: 216. 1970.
- Ageratina rafaensis* (Coulter) R. King & H. Robinson, *Phytologia* 19: 225. 1970. = *Ageratina mairetiana* (DC.) R. King & H. Robinson.
- Ageratina ramonensis* (B. Robinson) R. King & H. Robinson, *Phytologia* 19: 216. 1970.
- Ageratina renyana* (Philippi) R. King & H. Robinson, *Phytologia* 49: 3. 1981.
- Ageratina repens* (B. Robinson) R. King & H. Robinson, *Phytologia* 19: 216. 1970.
- Ageratina resiniflua* (Urban) R. King & H. Robinson, *Phytologia* 19: 225. 1970.
- Ageratina reticulifera* (Standley & L. O. Williams) R. King & H. Robinson, *Phytologia* 19: 226. 1970.
- Ageratina rhodopappa* (B. Robinson) R. King & H. Robinson, *Phytologia* 19: 216. 1970.
- Ageratina rhodopoda* (B. Robinson) R. King & H. Robinson, *Phytologia* 19: 226. 1970.
- Ageratina rhomboidea* (H. B. K.) R. King & H. Robinson, *Phytologia* 19: 226. 1970.
- Ageratina rhyodes* (B. Robinson) R. King & H. Robinson, *Phytologia* 19: 216. 1970.
- Ageratina rhytidodes* (B. Robinson) R. King & H. Robinson, *Phytologia* 19: 216. 1970.
- Ageratina riparia* (Regel) R. King & H. Robinson, *Phytologia* 19: 216. 1970.
- Ageratina rivalis* (Greenman) R. King & H. Robinson, *Phytologia* 19: 216. 1970.
- Ageratina rollinsii* B. Turner, *Phytologia* 53: 242. 1983.
- Ageratina roraimensis* (N. E. Br.) R. King & H. Robinson, *Phytologia* 19: 216. 1970.
- Ageratina rothrockii* (A. Gray) R. King & H. Robinson, *Phytologia* 19: 216. 1970.
- Ageratina rubricaulis* (H. B. K.) R. King & H. Robinson, *Phytologia* 19: 226. 1970.
- Ageratina rufa* (E. Greene) R. King & H. Robinson, *Phytologia* 19: 216. 1970.
- Ageratina rupicola* (B. Robinson & Greenman) R. King & H. Robinson, *Phytologia* 19: 226. 1970.
- Ageratina salicifolia* R. King & H. Robinson, *Phytologia* 38: 329. 1978.
- Ageratina saltillensis* (B. Robinson) R. King & H. Robinson, *Phytologia* 19: 226. 1970.
- Ageratina salvadorensis* R. King & H. Robinson, *Phytologia* 38: 337(-338). 1978.
- Ageratina schaffneri* (Schultz-Bip. ex B. Robinson) R. King & H. Robinson, *Phytologia* 19: 217. 1970.
- Ageratina scopulorum* (Wedd.) R. King & H. Robinson, *Phytologia* 19: 217. 1970.
- Ageratina scorodonioides* (A. Gray) R. King & H. Robinson, *Phytologia* 19: 226. 1970.
- Ageratina shastensis* (Taylor & Stebb.) R. King & H. Robinson, *Phytologia* 45: 464. 1980.
- Ageratina simulans* (B. Robinson) R. King & H. Robinson, *Phytologia* 19: 226. 1970.
- Ageratina sinaloensis* R. King & H. Robinson, *Phytologia* 38: 330. 1978.
- Ageratina skutchii* (B. Robinson) R. King & H. Robinson, *Phytologia* 19: 217. 1970.
- Ageratina sodiroi* (Hieron.) R. King & H. Robinson, *Phytologia* 19: 217. 1970.
- Ageratina sotarensis* (Hieron.) R. King & H. Robinson, *Phytologia* 19: 217. 1970.
- Ageratina standleyi* R. King & H. Robinson, *Phytologia* 24: 95. 1972.
- Ageratina sternbergiana* (DC.) R. King & H. Robinson, *Phytologia* 19: 217. 1970.
- Ageratina stevioides* (Steyer.) R. King & H. Robinson, *Phytologia* 19: 226. 1970. = *Ageratina jahnii* (B. Robinson) R. King & H. Robinson.
- Ageratina stictophylla* (B. Robinson) R. King & H. Robinson, *Phytologia* 19: 226. 1970.
- Ageratina stricta* (A. Gray) R. King & H. Robinson, *Phytologia* 19: 226. 1970.
- Ageratina subcordata* (Benth. ex Oersted) R. King & H. Robinson, *Phytologia* 19: 217. 1970.
- Ageratina subferruginea* (B. Robinson) R. King & H. Robinson, *Phytologia* 19: 226. 1970.
- Ageratina subglabra* R. King & H. Robinson, *Phytologia* 24: 97. 1972.
- Ageratina subinclusa* (Klatt) R. King & H. Robinson, *Phytologia* 38: 339. 1978.
- Ageratina subintegra* (E. Greene) R. King & H. Robinson, *Phytologia* 19: 226. 1970.
- Ageratina subpenninervia* (Klatt) R. King & H. Robinson, *Phytologia* 19: 226. 1970.

- tologia 37: 455. 1977. = *Ageratina subinclusa* (Klatt) R. King & H. Robinson.
- Ageratina sundbergii* B. Turner, Phytologia 61: 78. 1986.
- Ageratina tambillensis* (Hieron.) R. King & H. Robinson, Phytologia 19: 217. 1970.
- Ageratina tarmensis* (B. Robinson) R. King & H. Robinson, Phytologia 19: 217. 1970.
- Ageratina tenuis* (R. E. Fries) R. King & H. Robinson, Phytologia 19: 217. 1970.
- Ageratina tetragona* (Schrader) R. King & H. Robinson, Phytologia 19: 227. 1970.
- Ageratina theaeifolia* (Benth.) R. King & H. Robinson, Phytologia 19: 227. 1970.
- Ageratina thyrsoiflora* (E. Greene) R. King & H. Robinson, Phytologia 19: 227. 1970.
- Ageratina tinifolia* (H. B. K.) R. King & H. Robinson, Phytologia 19: 227. 1970.
- Ageratina tomentella* (Schrader) R. King & H. Robinson, Phytologia 19: 227. 1970.
- Ageratina tonduzii* (Klatt) R. King & H. Robinson, Phytologia 19: 217. 1970.
- Ageratina trapezoidea* (Kunth) R. King & H. Robinson, Phytologia 24: 98. 1972.
- Ageratina trinonia* (McVaugh) R. King & H. Robinson, Phytologia 24: 98. 1972.
- Ageratina tristis* (DC.) R. King & H. Robinson, Phytologia 19: 227. 1970.
- Ageratina urbanii* (Ekman ex Urban) R. King & H. Robinson, Phytologia 19: 227. 1970.
- Ageratina vacciniaefolia* (Benth.) R. King & H. Robinson, Phytologia 19: 227. 1970.
- Ageratina vallincola* (DC.) R. King & H. Robinson, Phytologia 19: 217. 1970.
- Ageratina ventillana* (Cuatrec.) R. King & H. Robinson, Phytologia 19: 217. 1970. = *Ageratina riparia* (Regel) R. King & H. Robinson.
- Ageratina venulosa* (A. Gray) R. King & H. Robinson, Phytologia 19: 227. 1970.
- Ageratina vernalis* (Vatke & Kurtz) R. King & H. Robinson, Phytologia 19: 227. 1970.
- Ageratina vernicosa* (Schultz-Bip. ex Greenman) R. King & H. Robinson, Phytologia 19: 227. 1970.
- Ageratina viburnoides* (DC.) R. King & H. Robinson, Phytologia 19: 227. 1970.
- Ageratina viscosa* (H. B. K.) R. King & H. Robinson, Phytologia 19: 228. 1970.
- Ageratina viscosissima* (Rolfe) R. King & H. Robinson, Phytologia 49: 3. 1981.
- Ageratina vulcanica* (Benth. ex Oersted) R. King & H. Robinson, Phytologia 19: 218. 1970. = *Ageratina bustamenta* (DC.) R. King & H. Robinson.
- Ageratina whitei* R. King & H. Robinson, Phytologia 28: 496. 1974.
- Ageratina wrightii* (A. Gray) R. King & H. Robinson, Phytologia 19: 228. 1970.
- Ageratina wurdackii* R. King & H. Robinson, Phytologia 38: 332. 1978.
- Ageratina xanthochlora* (B. Robinson) R. King & H. Robinson, Phytologia 19: 218. 1970. = *Ageratina malacolepis* (B. Robinson) R. King & H. Robinson.
- Ageratina zinnifolia* (B. Robinson) R. King & H. Robinson, Phytologia 19: 218. 1970.
- Ageratina zunilana* (Standley & Steyerl.) R. King & H. Robinson, Phytologia 19: 218. 1970.
- Ageratiopsis apiculata* Schultz-Bip. ex Baker, Fl. Bras. 6(2): 362. 1876, nom. nud. = *Barrosoa apiculata* (Gardner) R. King & H. Robinson.
- Ageratum adscendens* Schultz-Bip. ex Hemsley, Biol. Cent.-Amer., Bot. 2: 80. 1881. = *Oxylobus adscendens* (Schultz-Bip.) B. Robinson & Greenman in B. Robinson.
- Ageratum agrianthus* O. Hoffm., Nat. Pflanzenfam. 4, Abt. 5: 134. 1890. = *Agrianthus corymbosus* DC.
- Ageratum albidum* (DC.) Hemsley, Biol. Cent.-Amer., Bot. 2: 81. 1881.
- Ageratum albidum* var. *nelsonii* B. Robinson, Contr. Gray Herb. 42: 471. 1913. = *Ageratum nelsonii* (B. Robinson) M. Johnson.
- Ageratum album* Steudel, Nomencl. Bot. 1: 18. 1821. = *Ageratum conyzoides* L.
- Ageratum alternifolium* (Gardner) Baker, Fl. Bras. 6(2): 195. 1876. = *Campuloclinium alternifolium* Gardner.
- Ageratum altissimum* L., Sp. Pl. 839. 1753. = *Ageratina altissima* (L.) R. King & H. Robinson.
- Ageratum angustifolium* Sprengel, Syst. Veg. Fl. Peruv. Chil. 3: 446. 1826. = *Calea angusta* Blake, HELIANTHEAE.
- Ageratum aquaticum* Roxb., Hort. Bengal. 61. 1814, nom. nud. Fl. Ind. 3: 416. 1832. = *Adenostemma lavenia* (L.) Kuntze.
- Ageratum arbutifolium* H. B. K., Nov. Gen. Sp. 4: 117. Ed. Folio. 1818. = *Oxylobus arbutifolius* (H. B. K.) A. Gray.
- Ageratum arsenei* B. Robinson, Contr. Gray Herb. 64: 3. 1922. = *Ageratum conyzoides* L.
- Ageratum ballotaefolium* (Maguire, Steyerl. & Wurd.) R. King & H. Robinson, Phytologia 24: 113. 1972.
- Ageratum benjamin-lincolni* R. King & H. Robinson, Phytologia 24: 113. 1972, nom. nov. = *Ageratum platylepis* (B. Robinson) R. King & H. Robinson.
- Ageratum brachystephanum* Regel, Gartenflora 3: 245. T. 108. 1854. = *Ageratum conyzoides* L.
- Ageratum caeruleum* Hort. ex Poir., Encycl. Suppl. 1: 241. 1810. = *Hebeclinium macrophyllum* (L.) DC., ?
- Ageratum callosum* S. Watson, Proc. Amer. Acad. Arts 25: 153. 1889. = *Alonia callosa* (S. Watson) B. Robinson.
- Ageratum campuloclinioides* Baker, Fl. Bras. 6(2): 196. 1876. = *Campuloclinium campuloclinioides* (Baker) R. King & H. Robinson.
- Ageratum candidum* G. Barroso, Sellowia 17: 83. 1965.
- Ageratum chiriquense* (B. Robinson) R. King & H. Robinson, Phytologia 24: 113. 1972.
- Ageratum chortianum* Standley & Steyerl., Fieldiana, Bot. 23: 98. 1944.
- Ageratum ciliare* L., Sp. Pl. 839. 1753, ignota.
- Ageratum ciliare* Lour., Fl. Cochinch. 484. 1790. = *Ageratum conyzoides* L.
- Ageratum coelestinum* Sims, Bot. Mag. T. 1730. 1815. = *Ageratum corymbosum* Zuccagni.
- Ageratum coeruleum* Desf., Tabl. Ecole Bot. 1, 98. 1804, nom. nud. = *Ageratum conyzoides* L.
- Ageratum coeruleum* Sieber ex Baker, Fl. Bras. 6(2): 345. 1876. = *Hebeclinium macrophyllum* (L.) DC.
- Ageratum confertum* (Gardner) Benth. ex Baker, Fl. Bras. 6(2): 196. 1876. = *Acritopappus confertus* (Gardner) R. King & H. Robinson.
- Ageratum connatifolium* Soares Nunes, Bradea 3: 130. 1981. = *Acritopappus connatifolius* (Soares Nunes) R. King & H. Robinson.
- Ageratum conspicuum* K. Koch & Fintel., Wochenschr. 1: 33. 1858. = *Ageratina glechonophylla* (Less.) R. King & H. Robinson.
- Ageratum conyzoides* L., Sp. Pl. 839. 1753.
- Ageratum conyzoides* Sieber ex Steudel, Nomencl. Bot. 1: 37. 1840. = *Chromolaena corymbosa* (Aublet) R. King & H. Robinson.
- Ageratum cordatum* (Blake) L. O. Williams, Fieldiana, Bot. 36: 78. 1975. = *Blakeanthus cordatus* (Blake) R. King & H. Robinson.
- Ageratum cordifolium* Roxb., Fl. Ind. 3: 416. 1832. = *Ageratum conyzoides* L.

- Ageratum corymbosum* Zuccagni, Cent. Prim. Obs. Bot. 1: 40. (Spec. No. 85). 1806.
- Ageratum corymbosum* Zuccagni ex Pers., Syn. Pl. 2: 402. 1807. = *Ageratum corymbosum* Zuccagni.
- Ageratum corymbosum* (DC.) Benth. ex Baker, Fl. Bras. 6(2): 196. 1876. = *Stylotrichium corymbosum* (DC.) Mattf. in Pilger.
- Ageratum domingense* Sprengel, Syst. Veg. Fl. Peruv. Chil. 3: 446. 1826. = *Phania domingensis* (Sprengel) Griseb.
- Ageratum echioides* (Less.) Hemsley, Biol. Cent.-Amer., Bot. 2: 81. 1881.
- Ageratum elachycarpum* B. Robinson, Proc. Amer. Acad. Arts 49: 477. 1913. = *Ageratum rugosum* Coulter ex J. D. Smith.
- Ageratum elassocarpum* S. F. Blake, Contr. U. S. Natl. Herb. 22: 588. 1924.
- Ageratum ellipticum* B. Robinson, Contr. Gray Herb. 90: 5. 1930.
- Ageratum fastigiatum* (Gardner) R. King & H. Robinson, Phytologia 24: 114. 1972.
- Ageratum febrifugum* Sesse ex DC., Prodr. 5: 104. 1836, nom. inval. = *Piqueria trinervia* Cav.
- Ageratum febrifugum* Sesse, Pl. Nov. Hisp. 135. 1889, Naturaleza (Mexico City), ser. 2(1): 126. App. Ed. 2. 1893. = *Piqueria trinervia* Cav.
- Ageratum gaumeri* B. Robinson, Proc. Amer. Acad. Arts 47: 191. 1911.
- Ageratum glanduliferum* Schultz-Bip. ex Benth. & Hook. f., Gen. Pl. 2: 242. 1873. = *Oxylobus glanduliferus* (Schultz-Bip. ex Benth. & Hook. f.) A. Gray.
- Ageratum glaucum* Hort. ex Sieber & Voss, Vilm. Blumengaert., ed. 3, 1: 448. 1896, nom. nud. = *Ageratina ligustrina* (DC.) R. King & H. Robinson.
- Ageratum glomeratum* G. Barroso & R. King, Brittonia 23: 121. 1971. = *Cavalcantia glomerata* (G. Barroso & R. King) R. King & H. Robinson.
- Ageratum guatemalense* M. Johnson, Ann. Missouri Bot. Gard. 58: 64. 1971.
- Ageratum guianense* Aublet, Hist. Pl. Guiane 2: 800. 1775. = *Hebeclinium macrophyllum* (L.) DC.
- Ageratum heterolepis* Baker, Fl. Bras. 6(2): 198. 1876. = *Acritopappus heterolepis* (Baker) R. King & H. Robinson.
- Ageratum hirsutum* Poirlet, Encycl. Suppl. 1: 242. 1810. = *Ageratum conyzoides* L.
- Ageratum hirtum* Lam., Encycl. 1: 54. 1783. = *Ageratum conyzoides* L.
- Ageratum houstonianum* Miller, Gard. Dict., ed. 8, N. 2. 1768.
- Ageratum hudsonii* Hort. ex Vilm., Fl. Pleine Terre, ed. 2. 43. 1866, nom. nud. = *Ageratum corymbosum* Zuccagni.
- Ageratum humile* Salisb., Prodr. 188. 1796, nom. illeg. = *Ageratum conyzoides* L.
- Ageratum humile* Larran., Escr. D. A. Larranaga 1: 406. 1922. = *Ageratum conyzoides* L.
- Ageratum iltisii* R. King & H. Robinson, Phytologia 27: 387. 1974.
- Ageratum intermedium* Hemsley, Biol. Cent.-Amer., Bot. 4: 102. 1887. = *Ageratum maritimum* H. B. K.
- Ageratum isocarphoides* (DC.) Hemsley, Biol. Cent.-Amer., Bot. 2: 82. 1881.
- Ageratum isocarphoides* (DC.) L. O. Williams, Fieldiana, Bot. 36: 78. 1975, comb. superfl. = *Ageratum isocarphoides* (DC.) Hemsley.
- Ageratum laciniatum* Sesse & Mocino, Pl. Nov. Hisp. 136. 1889, Naturaleza (Mexico City), ser. 2(1): 126. App. Ed. 2. 1893. = *Stevia trifida* Lagasca.
- Ageratum lasseauxii* Carriere, Rev. Hort. 90. 1870-1871. = *Barrosoa candolleana* (Hook. & Arn.) R. King & H. Robinson.
- Ageratum latifolium* Cav., Icon. 4: 33. 1797. = *Ageratum conyzoides* L.
- Ageratum latifolium* (Benth.) Hemsley, Biol. Cent.-Amer., Bot. 2: 82. 1881. = *Ageratum nelsonii* (B. Robinson) M. Johnson.
- Ageratum lineare* Cav., Icon. 3: 3 T. 205. 1794. = *Palafoxia linearis* (Cav.) Lagasca. HELIANTHEAE.
- Ageratum littorale* A. Gray, Proc. Amer. Acad. Arts 16: 78. 1880.
- Ageratum longifolium* (Gardner) Benth. ex Baker, Fl. Bras. 6(2): 197. 1876. = *Acritopappus longifolius* (Gardner) R. King & H. Robinson.
- Ageratum lucidum* B. Robinson, Proc. Amer. Acad. Arts 36: 475. 1901.
- Ageratum lundellii* R. King & H. Robinson, Wrightia 6(2): 23. 1978.
- Ageratum maritimum* H. B. K., Nov. Gen. Sp. 4: 117. Ed. Folio. 1818.
- Ageratum matricarioides* (Spreng.) Less., Syn. Gen. Compos. 155. 1832. = *Phania matricarioides* (Sprengel) Griseb.
- Ageratum melissaefolium* DC., Prodr. 5: 109. 1836. = *Platypodanthera melissaefolia* (DC.) R. King & H. Robinson.
- Ageratum meridanum* V. Badillo, Ernstia 17: 19. 1983.
- Ageratum mexicanum* Sims, Bot. Mag. T. 2524. 1825. = *Ageratum houstonianum* Miller.
- Ageratum mexicanum* Sweet, Brit. Fl. Gard. 1. T. 89. 1825. = *Ageratum houstonianum* Miller.
- Ageratum microcarpum* (Benth. ex Oersted) Hemsley, Biol. Cent.-Amer., Bot. 2: 82. 1881.
- Ageratum microcephalum* Hemsley, Biol. Cent.-Amer., Bot. 2: 82. 1881.
- Ageratum micropappum* Baker, Fl. Bras. 6(2): 198. 1876. = *Acritopappus micropappus* (Baker) R. King & H. Robinson.
- Ageratum microphyllum* Schultz-Bip., Bot. Voy. Herald 298. 1856. = *Ageratella microphylla* (Schultz-Bip.) A. Gray ex S. Watson.
- Ageratum muticum* Griseb., Fl. Brit. W. I. 356. 1861. = *Ageratum conyzoides* L.
- Ageratum myriadenium* (Schultz-Bip. ex Baker) R. King & H. Robinson, Phytologia 24: 115. 1972.
- Ageratum nanum* Schultz-Bip. in Koch & Fintelm., Wochenschr. Garteneri Pflanzenk. 1: 26. 1858, nom. nud. = *Ageratum conyzoides* L.
- Ageratum nelsonii* (B. Robinson) M. Johnson, Ann. Missouri Bot. Gard. 58: 42. 1971.
- Ageratum obtusifolium* Lam., Encycl. 1: 54. 1783. = *Ageratum conyzoides* L.
- Ageratum odoratum* Vilm., Fl. Pleine Terre, ed. 2. 42. 1866. = *Ageratum conyzoides* L.
- Ageratum oerstedii* B. Robinson, Proc. Amer. Acad. Arts 49: 472. 1913.
- Ageratum oliveri* R. King & H. Robinson, Phytologia 28: 491. 1974.
- Ageratum paleaceum* (DC.) Hemsley, Biol. Cent.-Amer., Bot. 2: 83. 1881.
- Ageratum panamense* B. Robinson, Contr. Gray Herb. 104: 5. 1934.
- Ageratum paniculatum* Hort. ex Steudel, Nomencl. Bot. 2. 1: 37. 1840. = *Brickellia paniculata* (Miller) B. Robinson.
- Ageratum peckii* B. Robinson, Proc. Amer. Acad. Arts 47: 191. 1911.
- Ageratum pedatum* Ortega, Nov. Pl. Descr. Dec. 38. 1797. = *Florestina pedata* (Cav.) Cass. HELIANTHEAE.
- Ageratum perplexans* M. Johnson, Ann. Missouri Bot. Gard. 58: 80. 1971. = *Galinsoga quadriradiata* Ruiz Lopez & Pavon. HELIANTHEAE.
- Ageratum petiolatum* (Hook. & Arn.) Hemsley, Biol. Cent.-Amer., Bot. 2: 83. 1881.
- Ageratum pinetorum* (L. O. Williams) R. King & H. Robinson, Phytologia 24: 115. 1972. = *Ageratum corymbosum* Zuccagni.
- Ageratum platylepis* (B. Robinson) R. King & H. Robinson, Phytologia 24: 115. 1972.
- Ageratum platypodium* B. Robinson, Proc. Amer. Acad. Arts 49: 464. 1913.

- Ageratum pohlianum* Baker, Fl. Bras. 6(2): 197. 1876. = *Calea*?  
HELIANTHEAE.
- Ageratum polyphyllum* Baker, Kew Bull. 148. 1898. = *Ageratinnastrum polyphyllum* (Baker) Mattf. VERNONIEAE.
- Ageratum punctatum* Ortega, Nov. Pl. Descr. Dec. 37. 1797. = *Stevia eupatoria* (Sprengel) Willd.
- Ageratum punctatum* Jacq., Pl. Hort. Schoenbr. 3: 28. T. 300. 1798. = *Stevia serrata* Cav.
- Ageratum purpureum* Vitman, Summa Pl. 4: 474. 1790. ignota.
- Ageratum purpureum* Sesse & Mocino ex DC., Prodr. 5: 122. 1836. = *Stevia viscida* H. B. K.
- Ageratum purpureum* Sesse & Mocino, Pl. Nov. Hisp. 135. 1889, Naturaleza (Mexico City), ser. 2(1): 126. App. Ed. 2. 1893. = *Stevia viscida* H. B. K.
- Ageratum quadriflorum* Blanco, Fl. Filip. (ed. 1) 1 624. 1837. = *Pseudelephantopus spicatus* (Juss.) Baker. VERNONIEAE.
- Ageratum radicans* B. Robinson, Proc. Amer. Acad. Arts 47: 192. 1911.
- Ageratum reedii* R. King & H. Robinson, Phytologia 24: 115. 1972. = *Ageratum petiolatum* (Hook. & Arn.) Hemsley.
- Ageratum rhytidophyllum* B. Robinson, Proc. Amer. Acad. Arts 36: 476. 1901. = *Ageratum paleaceum* (DC.) Hemsley.
- Ageratum riparium* B. Robinson, Proc. Amer. Acad. Arts 49: 473. 1913.
- Ageratum rivale* Sesse & Mocino, Pl. Nov. Hisp. 136. 1889, Naturaleza (Mexico City), ser. 2(1): 126. App. Ed. 2. 1893. = ? *Stevia*.
- Ageratum rivale* B. Robinson, Contr. Gray Herb. 61: 3. 1920. = *Ageratum panamense* B. Robinson.
- Ageratum robinsonianum* (L. O. Williams) L. O. Williams, Fieldiana, Bot. 36: 81. 1975. = *Ageratum rugosum* Coulter ex J. D. Smith.
- Ageratum rubens* Viv., Elench. Pl. 9. 1802. ignota.
- Ageratum rugosum* Coulter ex J. D. Smith, Bot. Gaz. (Crawfordsville) 20: 42. 1895.
- Ageratum salicifolium* Hemsley, Biol. Cent.-Amer., Bot. 2: 83. 1881.
- Ageratum sandwicense* Leveille, Feddes Repert. 11: 63. 1912. ignota.
- Ageratum scabriusculum* Hemsley, Biol. Cent.-Amer., Bot. 2: 83. 1881. = *Ageratum petiolatum* (Hook. & Arn.) Hemsley.
- Ageratum scorpioides* Baker, Fl. Bras. 6(2): 197. 1876.
- Ageratum serratum* Glaz., Bull. Soc. Bot. France Mem. 3: 56: 382. 1909, nom. nud. ignota.
- Ageratum sessilifolium* Schauer, Linnæa 19: 715. 1847. = *Trichocoronis sessilifolia* (Schauer) B. Robinson.
- Ageratum sordidum* S. F. Blake, Contr. U. S. Natl. Herb. 20: 534. 1924. = *Oxylobus glanduliferus* (Schultz-Bip. ex Benth. & Hook. f.) A. Gray.
- Ageratum stachyofolium* B. Robinson, Proc. Amer. Acad. Arts 36: 476. 1901.
- Ageratum standleyi* B. Robinson, J. Arnold Arbor. 11: 44. 1930.
- Ageratum striatum* Sesse & Mocino, Pl. Nov. Hisp. 136. 1889, Naturaleza (Mexico City), ser. 2(1): 127. App. Ed. 2. 1893. = *Stevia serrata* Cav.
- Ageratum strictum* Sims, Bot. Mag. T. 2410. 1823. = *Adenotemma viscosum* Forster.
- Ageratum strictum* Hemsley, Biol. Cent.-Amer., Bot. 2: 83. 1881. = *Ageratum corymbosum* Zuccagni.
- Ageratum suffruticosum* Regel, Gartenflora 3: 389. T. 108. 1854. = *Ageratum conyzoides* L.
- Ageratum tomentosum* (Benth. ex Oersted) Hemsley, Biol. Cent.-Amer., Bot. 2: 84. 1881.
- Ageratum viscosum* Ortega, Nov. Pl. Descr. Dec. 36. 1797. = *Stevia salicifolia* Cav.
- Ageratum viscosum* Sesse & Mocino, Pl. Nov. Hisp. 135. 1889, Naturaleza (Mexico City), ser. 2(1): 127. App. Ed. 2. 1893. = *Stevia elatior* H. B. K. or *Stevia pilosa* Lagasca.
- Ageratum wendlandii compactum nanum coeruleum* Vilm. ex Voss, Vilm. Blumengart., ed. 3, 46. 1894, nom. illeg. = *Ageratum houstonianum* Miller.
- Ageratum wrightii* Torrey & A. Gray, Proc. Amer. Acad. Arts 1: 46. 1846. = *Trichocoronis wrightii* (Torrey & A. Gray) A. Gray.
- Agrianthus campestris* Martius ex DC., Prodr. 5: 125. 1836.
- Agrianthus corymbosus* DC., Prodr. 7: 266. 1838. = *Stylotrichium corymbosum* (DC.) Mattf. in Pilger.
- Agrianthus empetrifolius* Martius ex DC., Prodr. 5: 126. 1836.
- Agrianthus leutzelburgii* Mattf. in Pilger, Notizbl. Bot. Gart. Berlin-Dahlem 8: 441. 1923.
- Agrianthus microlicioides* Mattf. in Pilger, Notizbl. Bot. Gart. Berlin-Dahlem 8: 442. 1923.
- Agrianthus myrtoides* Mattf. in Pilger, Notizbl. Bot. Gart. Berlin-Dahlem 8: 444. 1923.
- Agrianthus pungens* Mattf. in Pilger, Notizbl. Bot. Gart. Berlin-Dahlem 8: 443. 1923.
- Alomia ageratoides* H. B. K., Nov. Gen. Sp. 4: 119. Ed. Folio. 1818.
- Alomia alata* Hemsley, Biol. Cent.-Amer., Bot. 2: 79. 1881.
- Alomia angustata* (Gardner) Benth. ex Baker, Fl. Bras. 6(2): 190. 1876. = *Gardnerina angustata* (Gardner) R. King & H. Robinson.
- Alomia armani* (Balbis) Baker, Fl. Bras. 6(2): 191. 1876. = *Clibadium armanii* (Balbis) Baker. HELIANTHEAE.
- Alomia ballotaefolia* Maguire, Steyerl. & Wurd., Mem. New York Bot. Gard. 9: 425. 1957. = *Ageratum ballotaefolium* (Maguire, Steyerl. & Wurd.) R. King & H. Robinson.
- Alomia callosa* (S. Watson) B. Robinson, Proc. Amer. Acad. Arts 49: 443. 1913.
- Alomia chiriquensis* B. Robinson, Contr. Gray Herb. 61: 4. 1920. = *Ageratum chiriquense* (B. Robinson) R. King & H. Robinson.
- Alomia cinerea* (Gardner) Benth. ex Baker, Fl. Bras. 6(2): 191. 1876. = *Trichogonia cinerea* (Gardner) R. King & H. Robinson.
- Alomia coelestina* (Regel) B. Robinson, Contr. Gray Herb. 90: 4. 1930. = *Ageratum microcarpum* (Benth. ex Oersted) Hemsley.
- Alomia cordata* Blake, Proc. Biol. Soc. Wash. 60: 41. 1947. = *Blakeanthus cordatus* (Blake) R. King & H. Robinson.
- Alomia dubia* B. Robinson, Proc. Amer. Acad. Arts 42: 33. 1906. = *Trichogonia dubia* (B. Robinson) R. King & H. Robinson.
- Alomia echioides* (Less.) B. Robinson, Proc. Amer. Acad. Arts 49: 449. 1913. = *Ageratum echioides* (Less.) Hemsley.
- Alomia fastigiata* (Gardner) Benth. ex Baker, Fl. Bras. 6(2): 192. 1876. = *Ageratum fastigiatum* (Gardner) R. King & H. Robinson.
- Alomia foliosa* Benth. & Hook. f., Gen. Pl. 2: 240. 1873. = *Teixeraanthus foliosus* (Gardner) R. King & H. Robinson.
- Alomia glutinosa* Kraschen., Bot. Mater. Gerb. Glavn. Bot. Sada RSFSR 3: 161. 1922. = *Acritopappus longifolius* (Gardner) R. King & H. Robinson.
- Alomia guatemalensis* B. Robinson, Proc. Amer. Acad. Arts 49: 448. 1913. = *Ageratum platylepis* (B. Robinson) R. King & H. Robinson.
- Alomia heterolepis* (Baker) B. Robinson, Proc. Amer. Acad. Arts 49: 447. 1913. = *Acritopappus heterolepis* (Baker) R. King & H. Robinson.
- Alomia hintonii* R. King & H. Robinson, Phytologia 24: 110. 1972.
- Alomia isocarphoides* (DC.) B. Robinson, Proc. Amer. Acad. Arts 49: 449. 1913. = *Ageratum isocarphoides* (DC.) Hemsley.
- Alomia longifolia* (Gardner) B. Robinson, Proc. Amer. Acad. Arts 49: 447. 1913. = *Acritopappus longifolius* (Gardner) R. King & H. Robinson.
- Alomia microcarpa* (Benth. ex Oersted) B. Robinson, Proc. Amer. Acad. Arts 49: 452. 1913. = *Ageratum microcarpum* (Benth. ex Oersted) Hemsley.

- Alomia microcephala* (Hemsley) B. Robinson, Proc. Amer. Acad. Arts 49: 448. 1913. = *Ageratum microcephalum* Hemsley.
- Alomia myriadenia* Schultz-Bip. ex Baker, Fl. Bras. 6(2): 192. 1876. = *Ageratum myriadenium* (Schultz-Bip. ex Baker) R. King & H. Robinson.
- Alomia pinetorum* L. O. Williams, Fieldiana, Bot. 31: 25. 1964. = *Ageratum corymbosum* Zuccagni.
- Alomia platylepis* B. Robinson, Proc. Amer. Acad. Arts 49: 448. 1913. = *Ageratum platylepis* (B. Robinson) R. King & H. Robinson.
- Alomia pohlii* Baker, Fl. Bras. 6(2): 190. 1876. incertae sedis.
- Alomia polyphylla* Baker, Fl. Bras. 6(2): 191. 1876. = *Ageratum fastigiatum* (Gardner) R. King & H. Robinson.
- Alomia regnellii* Malme, Kongl. Svenska Vetenskapsakad. Handl. 32(5): 32. 1899. = *Alomiella regnellii* (Malme) R. King & H. Robinson.
- Alomia robinsoniana* L. O. Williams, Fieldiana, Bot. 31: 27. 1964. = *Ageratum rugosum* Coulter ex J. D. Smith.
- Alomia spilanthoides* D. Don ex Hook., Companion Bot. Mag. 1: 238. 1835. = *Gymnocoronis spilanthoides* DC.
- Alomia stenolepis* Blake, J. Wash. Acad. Sci. 27: 375. 1937.
- Alomia wendlandii* B. Robinson, Proc. Amer. Acad. Arts 49: 452. 1913. = *Ageratum rugosum* Coulter ex J. D. Smith.
- Alomiella hatschbachii* R. King & H. Robinson, Phytologia 56: 256. 1984.
- Alomiella regnellii* (Malme) R. King & H. Robinson, Phytologia 24: 396. 1972.
- Amboroa geminata* Cabrera, Bol. Soc. Argent. Bot. 6: 92. 1956.
- Amboroa wurdackii* R. King & H. Robinson, Phytologia 31: 311(-312). 1975.
- Amniopursus ohlingerae* (Blake) Small, Bull. Torrey Bot. Club 51: 393. 1924. = *Liatris ohlingerae* (Blake) B. Robinson.
- Amolinia heydeana* (B. Robinson) R. King & H. Robinson, Phytologia 24: 266. 1972.
- Anisopappus candelabrum* Leveille, Feddes Repert. 8: 451. 1910. = *Adenostemma tinctorium* (Lour.) Cass.
- Anonymos ciliatus* Walter, Fl. Carol. 197. 1788, nom. illeg. = *Liatris graminifolia* [Walter] Willd., ?
- Anonymos graminifolius* Walter, Fl. Carol. 197. 1788, nom. illeg. = *Liatris graminifolia* [Walter] Willd.
- Anonymos odoratissimus* Walter, Fl. Carol. 198. 1788, nom. illeg. = *Trilisa odoratissima* (J. Gmelin) Cass.
- Anonymos paniculatus* Walter, Fl. Carol. 198. 1788, nom. illeg. = *Trilisa paniculata* (J. Gmelin) Cass.
- Anonymos pilosus* Walter, Fl. Carol. 197. 1788, nom. illeg. = *Liatris pycnostachya* Michaux.
- Anonymos racemosus* Walter, Fl. Carol. 198. 1788, nom. illeg. ignota.
- Anonymos ramosa* Walter, Fl. Carol. 198. 1788, nom. illeg. = *Liatris scariosa* Willd.
- Antillia brachychaeta* (B. Robinson) R. King & H. Robinson, Phytologia 21: 399. 1971.
- Aristeguietia amethystina* (B. Robinson) R. King & H. Robinson, Phytologia 30: 219. 1975.
- Aristeguietia anisodonta* (B. Robinson) R. King & H. Robinson, Phytologia 30: 219. 1975.
- Aristeguietia arborea* (H. B. K.) R. King & H. Robinson, Phytologia 30: 219. 1975.
- Aristeguietia ballii* (Oliver) R. King & H. Robinson, Phytologia 30: 219. 1975.
- Aristeguietia buddleaeifolia* (Benth.) R. King & H. Robinson, Phytologia 30: 219. 1975.
- Aristeguietia calalioides* (H. B. K.) R. King & H. Robinson, Phytologia 30: 219. 1975.
- Aristeguietia chimborazensis* (Hieron.) R. King & H. Robinson, Phytologia 30: 219. 1975.
- Aristeguietia cursonii* (B. Robinson) R. King & H. Robinson, Phytologia 30: 219. 1975.
- Aristeguietia dielsii* (B. Robinson) R. King & H. Robinson, Phytologia 30: 219. 1975.
- Aristeguietia diplocictyon* (B. Robinson) R. King & H. Robinson, Phytologia 30: 219. 1975.
- Aristeguietia discolor* (DC.) R. King & H. Robinson, Phytologia 30: 220. 1975.
- Aristeguietia gascae* (B. Robinson) R. King & H. Robinson, Phytologia 30: 220. 1975.
- Aristeguietia gayana* (Wedd.) R. King & H. Robinson, Phytologia 30: 220. 1975.
- Aristeguietia ghutinosa* (Lam.) R. King & H. Robinson, Phytologia 30: 220. 1975.
- Aristeguietia lainiifolia* (H. B. K.) R. King & H. Robinson, Phytologia 30: 220. 1975.
- Aristeguietia perezioides* (B. Robinson) R. King & H. Robinson, Phytologia 30: 220. 1975. = *Bartlettina perezioides* (B. Robinson) R. King & H. Robinson.
- Aristeguietia persicifolia* (H. B. K.) R. King & H. Robinson, Phytologia 30: 220. 1975.
- Aristeguietia pseudarborea* (Hieron.) R. King & H. Robinson, Phytologia 30: 220. 1975.
- Aristeguietia salvia* (Colla) R. King & H. Robinson, Phytologia 30: 220. 1975.
- Aristeguietia tahonensis* (Hieron.) R. King & H. Robinson, Phytologia 30: 220. 1975.
- Aristeguietia tatamensis* (B. Robinson) R. King & H. Robinson, Phytologia 30: 220. 1975.
- Aristeguietia uribei* R. King & H. Robinson, Phytologia 54: 36. 1983.
- Arrojadoa praxeloides* Mattf. in Pilger, Notizbl. Bot. Gart. Berlin-Dahlem 8: 435. 1923. = *Arrojadocharis praxeloides* (Mattf.) Mattf.
- Arrojadocharis praxeloides* (Mattf.) Mattf., Notizbl. Bot. Gart. Berlin-Dahlem 10: 1053. 1930.
- Arrojadocharis santosii* R. King & H. Robinson, Phytologia 44: 464. 1979.
- Artemisia tenuifolia* Willd., Sp. Pl. 3: 1819. 1803. = *Eupatorium capillifolium* (Lam.) Small.
- Asanthus solidaginifolius* (A. Gray) R. King & H. Robinson, Phytologia 24: 66. 1972.
- Asanthus squamulosus* (A. Gray) R. King & H. Robinson, Phytologia 24: 66. 1972.
- Asanthus thrysiflorus* (A. Gray) R. King & H. Robinson, Phytologia 24: 66. 1972.
- Aschenbornia heteropoda* Schauer, Linnaea 19: 716. 1847. = *Calear ternifolia* H. B. K. HELIANTHEAE.
- Ascidiogyne sanchezvegae* Cabrera, Hickenia 1: 2-3. 1976.
- Ascidiogyne wurdackii* Cuatrec., Ann. Missouri Bot. Gard. 52: 310. 1965.
- Asplundianthus arcuans* (B. Robinson) R. King & H. Robinson, Phytologia 30: 224. 1975.
- Asplundianthus densus* (Benth.) R. King & H. Robinson, Phytologia 30: 225. 1975.
- Asplundianthus pseudoglomeratus* (Hieron. in Sodiro) R. King & H. Robinson, Phytologia 30: 225. 1975.
- Asplundianthus pseudostuebelii* R. King & H. Robinson, Phytologia 30: 225. 1975.
- Asplundianthus sagasteguii* R. King & H. Robinson, Phytologia 39: 136. 1978.
- Asplundianthus scabrifolius* (B. Robinson) R. King & H. Robinson, Phytologia 30: 226. 1975.
- Asplundianthus smilacinus* (H. B. K.) R. King & H. Robinson, Phytologia 30: 226. 1975.
- Asplundianthus stuebelii* (Hieron.) R. King & H. Robinson, Phytologia 30: 226. 1975.
- Asplundianthus toroi* (B. Robinson) R. King & H. Robinson, Phytologia 30: 226. 1975.

- Asplundianthus trachyphyllus* (Hieron.) R. King & H. Robinson, *Phytologia* 30: 226. 1975.
- Austrobrickellia arnoitii* (Baker) R. King & H. Robinson, *Phytologia* 24: 73. 1972.
- Austrobrickellia bakerianum* (B. Robinson) R. King & H. Robinson, *Phytologia* 24: 73. 1972.
- Austrobrickellia patens* (Don ex Hook. & Arn.) R. King & H. Robinson, *Phytologia* 24: 73. 1972.
- Austrocritonia angulicaulis* (Schultz-Bip. ex Baker) R. King & H. Robinson, *Phytologia* 31: 116. 1975.
- Austrocritonia rosea* (Gardner) R. King & H. Robinson, *Phytologia* 31: 116. 1975.
- Austrocritonia taunayana* (Glaz. ex B. Robinson) R. King & H. Robinson, *Phytologia* 37: 456. 1977.
- Austrocritonia velutina* (Gardner) R. King & H. Robinson, *Phytologia* 31: 117. 1975.
- Austroeupeatorium apensis* (Chodat) R. King & H. Robinson, *Phytologia* 51: 179. 1982.
- Austroeupeatorium chaparense* (B. Robinson) R. King & H. Robinson, *Phytologia* 19: 433. 1970.
- Austroeupeatorium decemflorum* (DC.) R. King & H. Robinson, *Phytologia* 45: 465. 1980.
- Austroeupeatorium enterriense* (Hieron.) R. King & H. Robinson, *Phytologia* 19: 434. 1970.
- Austroeupeatorium inulaefolium* (H. B. K.) R. King & H. Robinson, *Phytologia* 19: 434. 1970.
- Austroeupeatorium laete-virens* (Hook. & Arn.) R. King & H. Robinson, *Phytologia* 19: 434. 1970.
- Austroeupeatorium mapiriense* (Hieron.) R. King & H. Robinson, *Phytologia* 19: 434. 1970. = *Austroeupeatorium decemflorum* (DC.) R. King & H. Robinson.
- Austroeupeatorium monardaefolium* (Walp.) R. King & H. Robinson, *Phytologia* 19: 434. 1970. = *Austroeupeatorium silphifolium* (Martius) R. King & H. Robinson.
- Austroeupeatorium morii* R. King & H. Robinson, *Phytologia* 50: 379. 1982.
- Austroeupeatorium neglectum* (B. Robinson) R. King & H. Robinson, *Phytologia* 19: 434. 1970.
- Austroeupeatorium paulinum* (DC.) R. King & H. Robinson, *Phytologia* 19: 434. 1970.
- Austroeupeatorium petrophilum* (B. Robinson) R. King & H. Robinson, *Phytologia* 19: 434. 1970.
- Austroeupeatorium picturatum* (Malme) R. King & H. Robinson, *Phytologia* 19: 434. 1970.
- Austroeupeatorium rosmarinaceum* (Cabrera & Vittet) R. King & H. Robinson, *Phytologia* 49: 3. 1981.
- Austroeupeatorium rosmarinifolium* (Sesse & Mocino) R. King & H. Robinson, *Phytologia* 19: 434. 1970. = *Brickellia scoparia* (DC.) A. Gray, ?
- Austroeupeatorium silphifolium* (Martius) R. King & H. Robinson, *Phytologia* 51: 179. 1982.
- Austroeupeatorium tweedeanum* (Hook. & Arn.) R. King & H. Robinson, *Phytologia* 19: 434. 1970. = *Hatschbachiella tweedeanum* (Hook. & Arn.) R. King & H. Robinson.
- Ayapana amygdalina* (Lam.) R. King & H. Robinson, *Phytologia* 20: 211. 1970.
- Ayapana ecuadorensis* R. King & H. Robinson, *Phytologia* 34: 57-(58). 1976.
- Ayapana elata* (Steetz) R. King & H. Robinson, *Phytologia* 27: 235. 1973.
- Ayapana haughtii* R. King & H. Robinson, *Phytologia* 34: 58-(59). 1976.
- Ayapana hylophila* (B. Robinson) R. King & H. Robinson, *Phytologia* 20: 211. 1970.
- Ayapana jaramillii* R. King & H. Robinson, *Phytologia* 20: 211. 1970.
- Ayapana lanceolata* R. King & H. Robinson, *Phytologia* 34: 59-(60). 1976.
- Ayapana officinalis* Spach, *Hist. Nat. Veg.* 10: 290. 1841. = *Ayapana triplinervis* (Vahl) R. King & H. Robinson.
- Ayapana ornatiloba* (B. Robinson) R. King & H. Robinson, *Phytologia* 20: 212. 1970. = *Lourteigia ornatiloba* (B. Robinson) R. King & H. Robinson.
- Ayapana ornithophora* (B. Robinson) R. King & H. Robinson, *Phytologia* 20: 333. 1970.
- Ayapana pilluanensis* (Hieron.) R. King & H. Robinson, *Phytologia* 34: 60. 1976.
- Ayapana pyramidalis* (Klatt) R. King & H. Robinson, *Phytologia* 20: 212. 1970. = *Ayapana stenolepis* (Steetz) R. King & H. Robinson.
- Ayapana squarrosa* (Klatt) R. King & H. Robinson, *Phytologia* 20: 212. 1970. = *Lepidesmia squarrosa* Klatt.
- Ayapana stenolepis* (Steetz) R. King & H. Robinson, *Phytologia* 32: 284. 1975.
- Ayapana tovarensis* (B. Robinson) R. King & H. Robinson, *Phytologia* 20: 212. 1970.
- Ayapana trinitensis* (Kuntze) R. King & H. Robinson, *Phytologia* 20: 212. 1970.
- Ayapana triplinervis* (Vahl) R. King & H. Robinson, *Phytologia* 20: 212. 1970.
- Ayapana turbacensis* (Hieron.) R. King & H. Robinson, *Phytologia* 20: 212. 1970.
- Ayapanopsis adenophora* R. King & H. Robinson, *Phytologia* 24: 383. 1972.
- Ayapanopsis andina* (B. Robinson) R. King & H. Robinson, *Phytologia* 24: 384. 1972.
- Ayapanopsis cuchabensis* (B. Robinson) R. King & H. Robinson, *Phytologia* 31: 312. 1975.
- Ayapanopsis didyma* (Klatt) R. King & H. Robinson, *Phytologia* 24: 384. 1972.
- Ayapanopsis esperanzae* (Hassler) R. King & H. Robinson, *Phytologia* 24: 384. 1972.
- Ayapanopsis euphyes* (B. Robinson) R. King & H. Robinson, *Phytologia* 24: 384. 1972.
- Ayapanopsis ferreyrii* R. King & H. Robinson, *Phytologia* 31: 312. 1975.
- Ayapanopsis garcia-barrigae* R. King & H. Robinson, *Phytologia* 24: 384. 1972. = *Ayapanopsis cuchabensis* (B. Robinson) R. King & H. Robinson.
- Ayapanopsis latipaniculata* (Rusby) R. King & H. Robinson, *Phytologia* 24: 385. 1972.
- Ayapanopsis mathewsii* (B. Robinson) R. King & H. Robinson, *Phytologia* 24: 385. 1972.
- Ayapanopsis oblongifolia* (Gardner) R. King & H. Robinson, *Phytologia* 49: 3. 1981.
- Ayapanopsis tarapotensis* (B. Robinson) R. King & H. Robinson, *Phytologia* 24: 385. 1972.
- Ayapanopsis triosteifolia* (Rusby) R. King & H. Robinson, *Phytologia* 24: 385. 1972.
- Ayapanopsis trixioides* (Martius ex Baker) R. King & H. Robinson, *Phytologia* 24: 385. 1972. = *Ayapanopsis oblongifolia* (Gardner) R. King & H. Robinson.
- Ayapanopsis tucumanensis* (Lillo & B. Robinson) R. King & H. Robinson, *Phytologia* 24: 385. 1972.
- Ayapanopsis Vargasii* R. King & H. Robinson, *Phytologia* 24: 385. 1972.
- Baccharis microphylla* DC., *Prodr.* 5: 406. 1836. = *Nothobaccharis candolleana* (Stuedel) R. King & H. Robinson.
- Baccharis oppositifolia* Kuntze, *Revis. Gen. Pl.* 138. 1891. = *Polyanthina nemorosa* (Klatt) R. King & H. Robinson.
- Baccharis squamulosa* M. E. Jones, *Contr. W. Bot.* 18: 71. 1933-1935, nom. nud. = *Asanthus squamulosus* (A. Gray) R. King & H. Robinson.
- Badilloa atrescens* (B. Robinson) R. King & H. Robinson, *Phytologia* 49: 7. 1981.



- Badilloa drepanoides* (B. Robinson) R. King & H. Robinson, *Phytologia* 30: 230. 1975.
- Badilloa helianthifolia* (H. B. K.) R. King & H. Robinson, *Phytologia* 30: 230. 1975.
- Badilloa herrerae* (B. Robinson) R. King & H. Robinson, *Phytologia* 30: 230. 1975.
- Badilloa procera* (B. Robinson) R. King & H. Robinson, *Phytologia* 30: 230. 1975.
- Badilloa salicina* (Lam.) R. King & H. Robinson, *Phytologia* 30: 230. 1975.
- Badilloa sonsonensis* R. King & H. Robinson, *Phytologia* 30: 231. 1975.
- Badilloa sphagnophila* (B. Robinson) R. King & H. Robinson, *Phytologia* 30: 231. 1975.
- Badilloa steetzii* (B. Robinson) R. King & H. Robinson, *Phytologia* 30: 231. 1975.
- Badilloa venezuelensis* (V. Badillo) R. King & H. Robinson, *Phytologia* 30: 232. 1975.
- Bahianthus viscosus* (Sprengel) R. King & H. Robinson, *Phytologia* 23: 313. 1972.
- Barroetea brevipes* B. Robinson, *Proc. Amer. Acad. Arts* 47: 205. 1911.
- Barroetea glutinosa* Brandegee, *Zoe* 5: 262. 1908. = *Phanerostylis glutinosa* (Brandegee) R. King & H. Robinson.
- Barroetea laxiflora* Brandegee, *Univ. Calif. Publ. Bot.* 4: 93. 1910.
- Barroetea pavonii* A. Gray, *Proc. Amer. Acad. Arts* 17: 206. 1882.
- Barroetea sessilifolia* Greenman, *Proc. Amer. Acad. Arts* 40: 35. 1904.
- Barroetea setosa* A. Gray, *Proc. Amer. Acad. Arts* 15: 29. 1880.
- Barroetea subuligera* (Schauer) A. Gray, *Proc. Amer. Acad. Arts* 15: 29. 1880.
- Barrosoa apiculata* (Gardner) R. King & H. Robinson, *Phytologia* 24: 184. 1972.
- Barrosoa betonicaeformis* (DC.) R. King & H. Robinson, *Phytologia* 21: 27. 1971.
- Barrosoa cabreræ* (B. Robinson) R. King & H. Robinson, *Phytologia* 21: 27. 1971.
- Barrosoa candolleana* (Hook. & Arn.) R. King & H. Robinson, *Phytologia* 21: 27. 1971.
- Barrosoa confluentis* (B. Robinson) R. King & H. Robinson, *Phytologia* 49: 3. 1981.
- Barrosoa metensis* (B. Robinson) R. King & H. Robinson, *Phytologia* 24: 184. 1972.
- Barrosoa morichalana* (Aristeg.) R. King & H. Robinson, *Phytologia* 21: 27. 1971. = *Barrosoa metensis* (B. Robinson) R. King & H. Robinson.
- Barrosoa organensis* (Gardner) R. King & H. Robinson, *Phytologia* 24: 184. 1972.
- Barrosoa ramboi* (Cabrera) R. King & H. Robinson, *Phytologia* 21: 27. 1971.
- Barrosoa trianae* (B. Robinson) R. King & H. Robinson, *Phytologia* 24: 184. 1972.
- Barrosoa viridiflora* (Baker) R. King & H. Robinson, *Phytologia* 24: 184. 1972. = *Bartlettina hemisphaerica* (DC.) R. King & H. Robinson.
- Bartlettina breedlovei* R. King & H. Robinson, *Phytologia* 28: 286. 1974.
- Bartlettina brevipetiolata* (Schultz-Bip. ex Klatt) R. King & H. Robinson, *Phytologia* 22: 160. 1971.
- Bartlettina campii* R. King & H. Robinson, *Phytologia* 49: 7. 1981.
- Bartlettina chiriquensis* R. King & H. Robinson, *Phytologia* 38: 109. 1977.
- Bartlettina cleefii* R. King & H. Robinson, *Phytologia* 47: 122. 1980.
- Bartlettina constipatiflora* (Klatt) R. King & H. Robinson, *Phytologia* 22: 160. 1971.
- Bartlettina cronquistii* R. King & H. Robinson, *Phytologia* 38: 108. 1977.
- Bartlettina ehrenbergii* (Hemsley) R. King & H. Robinson, *Phytologia* 22: 160. 1971. = *Bartlettina macrocephala* (Benth.) R. King & H. Robinson.
- Bartlettina guatemalensis* R. King & H. Robinson, *Phytologia* 28: 287. 1974.
- Bartlettina hastifera* (Standley & Steyerl.) R. King & H. Robinson, *Phytologia* 22: 160. 1971.
- Bartlettina hemisphaerica* (DC.) R. King & H. Robinson, *Phytologia* 22: 160. 1971.
- Bartlettina hintonii* R. King & H. Robinson, *Phytologia* 31: 62. 1975.
- Bartlettina hylobia* (B. Robinson) R. King & H. Robinson, *Phytologia* 22: 161. 1971.
- Bartlettina karvinskiana* (DC.) R. King & H. Robinson, *Phytologia* 22: 161. 1971.
- Bartlettina liesneri* R. King & H. Robinson, *Phytologia* 47: 121. 1980.
- Bartlettina luxii* (B. Robinson) R. King & H. Robinson, *Phytologia* 22: 161. 1971.
- Bartlettina macdougallii* R. King & H. Robinson, *Phytologia* 38: 107. 1977.
- Bartlettina macrocephala* (Benth.) R. King & H. Robinson, *Phytologia* 24: 266. 1972.
- Bartlettina macromeris* (B. Robinson) R. King & H. Robinson, *Phytologia* 49: 3. 1981.
- Bartlettina matudae* R. King & H. Robinson, *Phytologia* 28: 288. 1974.
- Bartlettina maxonii* (B. Robinson) R. King & H. Robinson, *Phytologia* 22: 161. 1971.
- Bartlettina montigena* (Standley & Steyerl.) R. King & H. Robinson, *Phytologia* 38: 111. 1977.
- Bartlettina oresbia* (B. Robinson) R. King & H. Robinson, *Phytologia* 22: 161. 1971.
- Bartlettina oresbioides* (B. Robinson) R. King & H. Robinson, *Phytologia* 22: 161. 1971.
- Bartlettina paezensis* (Hieron.) R. King & H. Robinson, *Phytologia* 22: 161. 1971.
- Bartlettina pansamalensis* (B. Robinson) R. King & H. Robinson, *Phytologia* 22: 161. 1971.
- Bartlettina perezoides* (B. Robinson) R. King & H. Robinson, *Phytologia* 47: 121. 1980.
- Bartlettina pinabetensis* (B. Robinson) R. King & H. Robinson, *Phytologia* 22: 161. 1971.
- Bartlettina platyphylla* (B. Robinson) R. King & H. Robinson, *Phytologia* 22: 161. 1971.
- Bartlettina prionophylla* (B. Robinson) R. King & H. Robinson, *Phytologia* 22: 161. 1971.
- Bartlettina ruæ* (Standley) R. King & H. Robinson, *Phytologia* 22: 161. 1971. = *Bartlettina pansamalensis* (B. Robinson) R. King & H. Robinson.
- Bartlettina silvicola* (B. Robinson) R. King & H. Robinson, *Phytologia* 38: 111. 1977.
- Bartlettina sordida* (Less.) R. King & H. Robinson, *Phytologia* 22: 161. 1971.
- Bartlettina tenoræ* (Aristeg.) R. King & H. Robinson, *Phytologia* 35: 498. 1977.
- Bartlettina tuerckheimii* (Klatt) R. King & H. Robinson, *Phytologia* 22: 162. 1971.
- Bartlettina williamsii* R. King & H. Robinson, *Phytologia* 38: 106. 1977.
- Batschia nivea* Moench, *Methodus* 567. 1794. = *Ageratina altissima* (L.) R. King & H. Robinson.
- Bejaranoa balansae* (Hieron.) R. King & H. Robinson, *Phytologia* 40: 53. 1978.
- Bejaranoa semistriata* (Baker) R. King & H. Robinson, *Phytologia* 40: 53. 1978.

- Bembicium gracile* Martius ex Baker, Fl. Bras. 6(2): 343. 1876, nom. nud. = *Praxelis kleinoides* (H. B. K.) Schultz-Bip.
- Biasoletia elliptica* Pohl ex Baker, Fl. Bras. 6(2): 311. 1876, nom. nud. = *Ayapanopsis trixioides* (Martius ex Baker) R. King & H. Robinson.
- Bidens atriplicifolia* L., Cent. Pl. 1 30. 1756. = *Isocarpha atriplicifolia* (L.) R. Br. ex DC.
- Bigelovia oppositifolia* A. Gray, Proc. Amer. Acad. Arts 15: 32. 1880. = *Ageratina mygindaefolia* (A. Gray) R. King & H. Robinson.
- Biolettia riparia* E. Greene, Pittonia 2: 216. 1891. = *Trichocoronis wrightii* (Torrey & A. Gray) A. Gray.
- Bishopiella elegans* R. King & H. Robinson, Phytologia 48: 218. 1981.
- Bishovia boliviensis* R. King & H. Robinson, Phytologia 39: 340. 1978.
- Bishovia mikantiifolia* (B. Robinson) R. King & H. Robinson, Phytologia 39: 341. 1978.
- Blakeanthus cordatus* (Blake) R. King & H. Robinson, Phytologia 24: 119. 1972.
- Brachyandra macrogyne* Philippi, Fl. Atacam. 34. T. 4. 1860. = *Helogyne macrogyne* (Philippi) B. Robinson.
- Brachyandra tenuifolia* Reiche, Fl. Chile 3: 263. 1902. = *Helogyne apaloidea* Nutt.
- Brickellia adenocarpa* B. Robinson, Mem. Gray Herb. 1: 93. 1917. = *Brickellia argyrolepis* B. Robinson.
- Brickellia adenolepis* (B. Robinson) Shinn., Sida 4: 274. 1971.
- Brickellia albicaulis* (Rydb.) Nelson in Coulter & Nelson, New Man. Bot. Centr. Rocky Mt. 487. 1909. = *Brickellia californica* (Torrey & A. Gray) A. Gray.
- Brickellia ambigens* (E. Greene) Nelson, New Man. Bot. Centr. Rocky Mt. 486. 1909. = *Brickelliastrum fendleri* (A. Gray) R. King & H. Robinson.
- Brickellia amblyolepis* B. Robinson, Proc. Amer. Acad. Arts 36: 485. 1901. = *Steviopsis amblyolepis* (B. Robinson) R. King & H. Robinson.
- Brickellia amplexicaulis* B. Robinson, Proc. Amer. Acad. Arts 47: 199. 1911.
- Brickellia arguta* B. Robinson, Mem. Gray Herb. 1: 102. 1917.
- Brickellia argyrolepis* B. Robinson, Mem. Gray Herb. 1: 90. 1917.
- Brickellia arsenei* B. Robinson, Proc. Amer. Acad. Arts 55: 40. 1919. = *Dyscritogyne adenosperma* (Schultz-Bip.) R. King & H. Robinson.
- Brickellia atractyloides* A. Gray, Proc. Amer. Acad. Arts 8: 290. 1870.
- Brickellia baccharidea* A. Gray, Pl. Wright. 1: 87. 1850.
- Brickellia betonicaefolia* A. Gray, Pl. Wright. 2: 72. 1852.
- Brickellia betonicaefolia* var. *conduplicata* B. Robinson, Proc. Amer. Acad. Arts 43: 37. 1907. = *Brickellia conduplicata* B. Robinson.
- Brickellia botterii* B. Robinson, Mem. Gray Herb. 1: 93. 1917.
- Brickellia brachiata* A. Gray, Proc. Amer. Acad. Arts 21: 385. 1886.
- Brickellia brachiata* var. *glabrata* Rose, Contr. U. S. Natl. Herb. 1: 83. 1890. = *Brickellia glabrata* (Rose) B. Robinson.
- Brickellia brachyphylla* (A. Gray) A. Gray, Pl. Wright. 1: 84. 1852.
- Brickellia brandegei* B. Robinson, Mem. Gray Herb. 1: 106. 1917.
- Brickellia brasiliensis* (Sprengel) B. Robinson, Proc. Amer. Acad. Arts 47: 199. 1911. = *Pseudobrickellia brasiliensis* (Sprengel) R. King & H. Robinson.
- Brickellia californica* (Torrey & A. Gray) A. Gray, Pl. Fendler. 64. 1848.
- Brickellia cardiophylla* B. Robinson, Proc. Amer. Acad. Arts 36: 485. 1901.
- Brickellia cavanillesii* (Cass.) A. Gray, Pl. Wright. 1: 85. 1850.
- Brickellia cayucensis* M. E. Jones, Contr. W. Bot. 18: 71. 1933-1935, nom. nud. = *Brickellia coulteri* A. Gray, ?
- Brickellia cedrosensis* E. Greene, Bull. Torrey Bot. Club 10: 86. 1883. = *Brickellia microphylla* (Nutt.) A. Gray.
- Brickellia chenopodina* (Greene ex Wootton & Standley) B. Robinson, Mem. Gray Herb. 1: 99. 1917.
- Brickellia chlorolepis* (Wootton & Standley) Shinn., Sida 4: 274. 1971.
- Brickellia coahuilensis* (A. Gray) Harc. & Beaman, Southw. Naturalist 12: 129. 1967. = *Phanerostylis coahuilensis* (A. Gray) R. King & H. Robinson.
- Brickellia colimae* Rose, Contr. U. S. Natl. Herb. 1: 333. 1895. = *Brickellia hebecarpa* (DC.) A. Gray.
- Brickellia conduplicata* B. Robinson, Mem. Gray Herb. 1: 79. 1917.
- Brickellia cordifolia* Elliott, Sketch Bot. S. Carolina 2: 290. 1824.
- Brickellia coridifolia* (DC.) B. Robinson, Proc. Amer. Acad. Arts 47: 200. 1911. = *Pseudobrickellia*?
- Brickellia corymbosa* (DC.) A. Gray, Pl. Wright. 1: 84. 1850.
- Brickellia coulteri* A. Gray, Pl. Wright. 1: 86. 1850.
- Brickellia cumingii* Klatt, Abh. Naturf. Ges. Halle 15: 325. 1882. = *Chrysopsis oregana* (Nutt.) A. Gray. ASTEREA.
- Brickellia cuspidata* S. Watson in A. Gray, Proc. Amer. Acad. Arts 22: 421. 1887.
- Brickellia cylindracea* A. Gray & Engelm., Proc. Amer. Acad. Arts 1: 46. 1846.
- Brickellia cymulifera* B. Robinson, Proc. Amer. Acad. Arts 51: 538. 1916. = *Kyrsteniopsis cymulifera* (B. Robinson) R. King & H. Robinson.
- Brickellia dentata* (DC.) Schultz-Bip., Bot. Voy. Herald 301. 1856.
- Brickellia desertorum* Cov., Proc. Biol. Soc. Wash. 7: 68. 1892.
- Brickellia diffusa* (Vahl) A. Gray, Pl. Wright. 1: 86. 1850.
- Brickellia diffusa* M. E. Jones, Contr. W. Bot. 18: 71. 1933-1935, nom. nud. = *Brickellia cardiophylla* B. Robinson, ?
- Brickellia eupatorioides* (L.) Shinn., Sida 4: 274. 1971.
- Brickellia extranea* McVaugh, Contr. Univ. Michigan Herb. 9: 378. 1972.
- Brickellia fendleri* A. Gray, Mem. Amer. Acad. Arts 4: 63. 1849. = *Brickelliastrum fendleri* (A. Gray) R. King & H. Robinson.
- Brickellia filipes* B. Robinson, Mem. Gray Herb. 1: 26. 1917.
- Brickellia floribunda* A. Gray, Pl. Wright. 2: 73. 1852.
- Brickellia frutescens* A. Gray, Proc. Amer. Acad. Arts 17: 207. 1882.
- Brickellia galeottii* A. Gray, Pl. Wright. 1: 85. 1850. = *Brickellia veronicaefolia* (H. B. K.) A. Gray.
- Brickellia gentianoides* B. Robinson, Contr. Gray Herb. 68: 42. 1923. = *Chromolaena gentianoides* (B. Robinson) R. King & H. Robinson.
- Brickellia glabrata* (Rose) B. Robinson, Mem. Gray Herb. 1: 63. 1917.
- Brickellia glandulosa* (Llave in Llave & Lex.) McVaugh, Contr. Univ. Michigan Herb. 9: 380. 1972.
- Brickellia glomerata* Fern., Proc. Amer. Acad. Arts 36: 504. 1901.
- Brickellia glutinosa* A. Gray, Proc. Amer. Acad. Arts 21: 385. 1886.
- Brickellia grandiflora* (Hook.) Nutt., Trans. Amer. Philos. Soc. ser. 2, 7: 287. 1841.
- Brickellia grandiflora* var. *petiolaris* A. Gray, Proc. Amer. Acad. Arts 17: 207. 1882. = *Brickellia grandiflora* (Hook.) Nutt.
- Brickellia grayanae* Hieron., Bot. Jahrb. Syst. 28: 583. 1901. = *Brickellia microphylla* (Nutt.) A. Gray.
- Brickellia greenii* A. Gray, Proc. Amer. Acad. Arts 12: 58. 1876.
- Brickellia guatemalensis* B. Robinson, Mem. Gray Herb. 1: 92. 1917. = *Brickellia argyrolepis* B. Robinson.
- Brickellia hartwegii* A. Gray, Pl. Wright. 1: 85. 1850. = *Brickellia paniculata* (Miller) B. Robinson.
- Brickellia hastata* Benth., Bot. Voy. Sulphur 21. 1844.
- Brickellia hebecarpa* (DC.) A. Gray, Pl. Wright. 1: 85. 1850.
- Brickellia hebecarpoides* B. Robinson, Proc. Amer. Acad. Arts 36: 486. 1901. = *Brickellia pacayensis* Coulter.

- Brickellia hinckleyi* Standley, Publ. Field Mus. Nat. Hist., Bot. Ser. 22: 61. 1940. = *Brickellia brachyphylla* A. Gray.
- Brickellia hintoniorum* B. Turner, Phytologia 58: 493. 1985. = *Phauerostylis hintoniorum* (B. Turner) R. King & H. Robinson.
- Brickellia humilis* (E. Greene) Nelson in Coulter & Nelson, New Man. Bot. Centr. Rocky Mt. 487. 1909, comb. inval. = *Brickellia oblongifolia* Nutt.
- Brickellia hymenochlaena* A. Gray, Proc. Amer. Acad. Arts 15: 29. 1879.
- Brickellia incana* A. Gray, Proc. Amer. Acad. Arts 7: 350. 1867.
- Brickellia jaliscoensis* McVaugh, Contr. Univ. Michigan Herb. 9: 380. 1972.
- Brickellia kellerianii* Greenman, Publ. Field Columbian Mus., Bot. Ser. 2: 265. 1907.
- Brickellia knappiana* Drew in Greene, Pittonia 1: 260. 1888.
- Brickellia laccata* Flyr, Sida 3: 252. 1968.
- Brickellia laciniata* A. Gray, Pl. Wright. 1: 87. 1850.
- Brickellia lanata* (DC.) A. Gray, Pl. Wright. 1: 84. 1850.
- Brickellia lancifolia* B. Robinson & Greenman, Amer. J. Sci. Arts Ser. 3. 1: 152. 1895.
- Brickellia lemmonii* A. Gray, Proc. Amer. Acad. Arts 17: 206. 1882.
- Brickellia leptophylla* (Scheele) Shinn., Sida 4: 274. 1971.
- Brickellia lewisii* B. Turner, Phytologia 57: 167. 1985.
- Brickellia linearifolia* Klatt, Abh. Naturf. Ges. Halle 15: 325. 1882. = *Bigelowia visciflora*. ASTEREAEE.
- Brickellia linifolia* D. Eaton in S. Watson, Bot. U. S. Geol. Exped. 137. T. 15, f. 1-6. 1871. = *Brickellia oblongifolia* Nutt.
- Brickellia longifolia* S. Watson, Amer. Naturalist 7: 301. 1873.
- Brickellia macromera* B. Robinson, Mem. Gray Herb. 1: 107. 1917.
- Brickellia magnifica* McVaugh, Contr. Univ. Michigan Herb. 9: 382. 1972.
- Brickellia mcdonaldii* B. Turner, Phytologia 58: 219. 1985.
- Brickellia megalodonta* Greenman, Proc. Amer. Acad. Arts 40: 34. 1904. = *Brickellia coulteri* A. Gray.
- Brickellia megaphylla* M. E. Jones ex B. Robinson in Blake, Contr. U. S. Natl. Herb. 29: 125. 1945.
- Brickellia microphylla* (Nutt.) A. Gray, Pl. Wright. 1: 85. 1850.
- Brickellia microphylla* (DC.) Hieron., Bot. Jahrb. Syst. 28: 583. 1901. = *Nothobaccharis candolleana* (Steudel) R. King & H. Robinson.
- Brickellia microphylla* var. *scabra* A. Gray, Proc. Amer. Acad. Arts 11: 74. 1876. = *Brickellia scabra* (A. Gray) Nelson in Coulter & Nelson.
- Brickellia mohavensis* A. Gray, Syn. Fl. N. Amer. 1(2): 104. 1886. = *Brickellia oblongifolia* Nutt.
- Brickellia nunocephala* B. Robinson, Proc. Boston Soc. Nat. Hist. 31: 268. 1904.
- Brickellia mosieri* (Small) Shinn., Sida 4: 274. 1971.
- Brickellia multiflora* Kellogg, Proc. Calif. Acad. Sci. 7: 49. 1876.
- Brickellia nelsonii* B. Robinson, Mem. Gray Herb. 1: 79. 1917.
- Brickellia nesomii* B. Turner, Brittonia 30: 342. 1978. = *Phauerostylis nesomii* (B. Turner) R. King & H. Robinson.
- Brickellia nevinii* A. Gray, Proc. Amer. Acad. Arts 20: 297. 1884.
- Brickellia nutans* B. Robinson & Greenman, Amer. J. Sci. Arts 50: 152. 1895. = *Brickellia orizabaensis* Klatt.
- Brickellia nutans* (H. B. K.) B. Robinson, Mem. Gray Herb. 1: 85. 1917. = *Brickellia nutanticeps* S. F. Blake.
- Brickellia nutanticeps* S. F. Blake, J. Wash. Acad. Sci. 33: 266. 1943.
- Brickellia oblongifolia* Nutt., Trans. Amer. Philos. Soc. ser. 2, 7: 288. 1841.
- Brickellia odontophylla* A. Gray, Proc. Amer. Acad. Arts 17: 206. 1882.
- Brickellia oliganthes* (Less.) A. Gray, Pl. Wright. 1: 84. 1850.
- Brickellia oreithales* (B. Robinson) Shinn., Sida 4: 274. 1971.
- Brickellia orizabaensis* Klatt, Ann. K. K. Naturhist. Hofmus. 9: 358. 1894.
- Brickellia pacayensis* Coulter, Bot. Gaz. (Crawfordsville) 16: 98. 1891. = *Brickellia glandulosa* (Llave in Llave & Lex.) McVaugh.
- Brickellia palmeri* A. Gray, Proc. Amer. Acad. Arts 15: 30. 1879.
- Brickellia paniculata* (Miller) B. Robinson, Proc. Amer. Acad. Arts 42: 48. 1906.
- Brickellia parryi* A. Gray, Proc. Amer. Acad. Arts 15: 31. 1879.
- Brickellia parvula* A. Gray, Pl. Wright. 1: 84. 1850.
- Brickellia paucidentata* Klatt, Abh. Naturf. Ges. Halle 15: 326. 1882, ignota.
- Brickellia pedunculosa* (DC.) Harc. & Beaman, Southw. Naturalist 12: 128. 1967. = *Phanerostylis pedunculosa* (DC.) R. King & H. Robinson.
- Brickellia pendula* (Schrader) A. Gray, Pl. Wright. 1: 85. 1850.
- Brickellia peninsularis* Brandegee, Zoe 5: 160. 1903.
- Brickellia petrophila* B. Robinson, Proc. Amer. Acad. Arts 36: 486. 1901. = *Brickellia veronicaefolia* (H. B. K.) A. Gray.
- Brickellia pinifolia* (Gardner) A. Gray, Pl. Wright. 1: 84. 1850. = *Pseudobrickellia brasiliensis* (Sprengel) R. King & H. Robinson.
- Brickellia pringlei* A. Gray, Proc. Amer. Acad. Arts 17: 206. 1882.
- Brickellia pulcherrima* B. Robinson, Proc. Boston Soc. Nat. Hist. 31: 268. 1904. = *Steviopsis vigintisetata* (DC.) R. King & H. Robinson.
- Brickellia rapunculoides* (DC.) McVaugh, Contr. Univ. Michigan Herb. 9: 383. 1972. = *Steviopsis rapunculoides* (DC.) R. King & H. Robinson.
- Brickellia recondita* (McVaugh) Keil & Pinkava, Amer. J. Bot. 63(10): 1393. 1976. = *Carminatia recondita* McVaugh.
- Brickellia reniformis* A. Gray, Pl. Wright. 1: 86. 1850. = *Brickellia californica* (Torrey & A. Gray) A. Gray.
- Brickellia reticulata* (DC.) A. Gray, Pl. Wright. 1: 84. 1850.
- Brickellia rhomboidea* E. Greene, Pittonia 2: 103. 1890.
- Brickellia riddellii* (Torrey & A. Gray) A. Gray, Pl. Wright. 1: 83. 1850. = *Brickellia dentata* (DC.) Schultz-Bip.
- Brickellia robinsoniana* S. F. Blake, Proc. Biol. Soc. Wash. 54: 17. 1941.
- Brickellia rosalesia* Benth. & Hook. f. ex Hemsley, Biol. Cent.-Amer., Bot. 2: 106. 1881. = *Brickellia glandulosa* (Llave in Llave & Lex.) McVaugh.
- Brickellia rusbyi* A. Gray, Syn. Fl. N. Amer. 2. 1: 106. 1886.
- Brickellia saltillensis* B. Robinson, Proc. Amer. Acad. Arts 43: 37. 1907.
- Brickellia scabra* (A. Gray) Nelson in Coulter & Nelson, New Man. Bot. Centr. Rocky Mt. 487. 1909.
- Brickellia schaffneri* (A. Gray) Shinn., Sida 4: 274. 1971.
- Brickellia scoparia* (DC.) A. Gray, Pl. Wright. 1: 84. 1850.
- Brickellia secundiflora* (Lagasca) A. Gray, Pl. Wright. 1: 85. 1850.
- Brickellia seemannii* A. Gray, Proc. Amer. Acad. Arts 15: 30. 1879.
- Brickellia shineri* M. E. Jones ex Flyr, Sida 3: 254. 1968. = *Flyriella parryi* (A. Gray) R. King & H. Robinson.
- Brickellia simplex* A. Gray, Pl. Wright. 2: 73. 1852.
- Brickellia solidaginifolia* A. Gray, Proc. Amer. Acad. Arts 22: 306. 1886. = *Asanthus solidaginifolius* (A. Gray) R. King & H. Robinson.
- Brickellia spinulosa* A. Gray, Pl. Wright. 1: 84. 1850.
- Brickellia squamulosa* A. Gray, Proc. Amer. Acad. Arts 15: 30. 1879. = *Asanthus squamulosus* (A. Gray) R. King & H. Robinson.
- Brickellia squarrosa* B. Robinson & Seaton, Proc. Amer. Acad. Arts 28: 108. 1893. = *Brickellia pendula* (Schrader) A. Gray.
- Brickellia squarrosa* (Cav.) B. Robinson, Mem. Gray Herb. 1: 90. 1917. = *Brickellia cavanillesii* (Cass.) A. Gray.
- Brickellia stolonifera* B. Turner, Phytologia 52: 252. 1982.
- Brickellia subsessilis* B. Robinson, Mem. Gray Herb. 1: 56. 1917.

- Brickellia tenera* A. Gray, Pl. Wright. 2: 72. 1852. = *Brickellia californica* (Torrey & A. Gray) A. Gray.  
*Brickellia tenuiflora* (DC.) Keil & Pinkava, Amer. J. Bot. 63(10): 1393. 1976. = *Carminatia tenuiflora* DC.  
*Brickellia thyrsoflora* A. Gray, Proc. Amer. Acad. Arts 15: 30. 1879. = *Asanthus thyrsoflorus* (A. Gray) R. King & H. Robinson.  
*Brickellia tomentella* A. Gray, Pl. Wright. 1: 85. 1850.  
*Brickellia umbellata* (E. Greene) Nelson in Coulter & Nelson, New Man. Bot. Centr. Rocky Mt. 486. 1909, comb. inval. = *Brickellia grandiflora* (Hook.) Nutt.  
*Brickellia umbellata* (E. Greene) Rydb., Brittonia 1: 98. 1931. = *Brickellia grandiflora* (Hook.) Nutt.  
*Brickellia undonis* M. E. Jones, Contr. W. Bot. 18: 71. 1933-1935, nom. nud. = *Brickellia peninsularis* Brandegee, ?  
*Brickellia urolepis* S. F. Blake, J. Wash. Acad. Sci. 32: 146. 1942.  
*Brickellia venosa* (Wootton & Standley) B. Robinson, Mem. Gray Herb. 1: 50. 1917.  
*Brickellia verbenacea* (E. Greene) B. Robinson, Mem. Gray Herb. 1: 53. 1917.  
*Brickellia vernicosa* B. Robinson, Proc. Amer. Acad. Arts 36: 487. 1901.  
*Brickellia veronicaefolia* (H. B. K.) A. Gray, Pl. Wright. 1: 85. 1850.  
*Brickellia viejensis* Flyr, Sida 3: 253. 1968.  
*Brickellia vollmeri* Wiggins, Contr. Dudley Herb. 3: 286. 1943.  
*Brickellia watsonii* B. Robinson, Mem. Gray Herb. 1: 42. 1917.  
*Brickellia wislizeni* A. Gray, Pl. Fendler. 64. 1848.  
*Brickellia wrightii* A. Gray, Pl. Wright. 2: 72. 1852. = *Brickellia californica* (Torrey & A. Gray) A. Gray.  
*Brickelliastrum fendleri* (A. Gray) R. King & H. Robinson, Phytologia 24: 64. 1972.  
*Bulbostylis annua* Nutt., J. Acad. Nat. Sci. Philadelphia Ser. 2. 1: 179. 1847. = *Psathyrotes annua* (Nutt.) A. Gray. HELIANTHAEAE.  
*Bulbostylis californica* Torrey & A. Gray, Fl. N. Amer. 2: 79. 1841. = *Brickellia californica* (Torrey & A. Gray) A. Gray.  
*Bulbostylis cassintiana* Gardner, London J. Bot. 5: 471. 1846. = *Heterocondylus alatus* (Vell. Conc.) R. King & H. Robinson, in part.  
*Bulbostylis cavanillesii* (Cass.) DC., Prodr. 5: 138. 1836. = *Brickellia cavanillesii* (Cass.) A. Gray.  
*Bulbostylis deltoides* Buckley, Proc. Acad. Nat. Sci. Philadelphia 13: 456. 1861. = *Ageratina havanensis* (H. B. K.) R. King & H. Robinson.  
*Bulbostylis diffusa* (Vahl) DC., Prodr. 7: 268. 1838. = *Brickellia diffusa* (Vahl) A. Gray.  
*Bulbostylis elegans* Gardner, London J. Bot. 5: 467. 1846. = *Ayapana amygdalina* (Lam.) R. King & H. Robinson.  
*Bulbostylis glabra* DC., Prodr. 5: 139. 1836. = *Heterocondylus alatus* (Vell. Conc.) R. King & H. Robinson.  
*Bulbostylis glabriuscula* K. Koch, App. Sem. Hort. Berol. 13. 1855. = *Ayapana*?  
*Bulbostylis glandulosa* Gardner, London J. Bot. 5: 469. 1846. = *Ayapana amygdalina* (Lam.) R. King & H. Robinson.  
*Bulbostylis hastata* (Benth.) Walp., Repert. Bot. Syst. 4: 279. 1847, nom. nud. = *Brickellia hastata* Benth.  
*Bulbostylis hebecarpa* DC., Prodr. 5: 138. 1836. = *Brickellia hebecarpa* (DC.) A. Gray.  
*Bulbostylis lanata* DC., Prodr. 7: 268. 1838. = *Brickellia lanata* (DC.) A. Gray.  
*Bulbostylis micrantha* Gardner, London J. Bot. 6: 449. 1847, nom. nud. = *Ayapana amygdalina* (Lam.) R. King & H. Robinson.  
*Bulbostylis microcephala* Gardner, London J. Bot. 5: 468. 1846. = *Ayapana amygdalina* (Lam.) R. King & H. Robinson.  
*Bulbostylis microphylla* Nutt., Trans. Amer. Philos. Soc. 2, 7: 286. 1841. = *Brickellia microphylla* (Nutt.) A. Gray.  
*Bulbostylis nepetaefolia* (H. B. K.) DC., Prodr. 5: 139. 1836. = *Brickellia scabra* (A. Gray) Nelson in Coulter & Nelson.  
*Bulbostylis oblongifolia* Gardner, London J. Bot. 5: 469. 1846. = *Ayapanopsis oblongifolia* (Gardner) R. King & H. Robinson.  
*Bulbostylis oliganthes* (Less.) DC., Prodr. 5: 139. 1836. = *Brickellia oliganthes* (Less.) A. Gray.  
*Bulbostylis pauciflora* (H. B. K.) DC., Prodr. 5: 139. 1836. = *Praxelis pauciflora* (H. B. K.) R. King & H. Robinson.  
*Bulbostylis pedunculosa* DC., Prodr. 5: 138. 1836. = *Phanerosstylis pedunculosa* (DC.) R. King & H. Robinson.  
*Bulbostylis pendula* (Schrad.) DC., Prodr. 5: 138. 1836. = *Brickellia pendula* (Schrad.) A. Gray.  
*Bulbostylis pumila* Gardner, London J. Bot. 5: 470. 1846. = *Heterocondylus pumilus* (Gardner) R. King & H. Robinson.  
*Bulbostylis ramosissima* Gardner, London J. Bot. 5: 471. 1846. = *Heterocondylus alatus* (Vell. Conc.) R. King & H. Robinson.  
*Bulbostylis reticulata* DC., Prodr. 7: 268. 1838. = *Brickellia reticulata* (DC.) A. Gray.  
*Bulbostylis rigida* Hook. & Arn., Bot. Beechey Voy. 297. 1838. = *Brickellia lanata* (DC.) A. Gray.  
*Bulbostylis scandens* Gardner, London J. Bot. 5: 470. 1846. = *Heterocondylus vitalbae* (DC.) R. King & H. Robinson.  
*Bulbostylis scorodoniaefolia* Kunth, Ind. Sem. Hort. Berol. 12. 1846. = *Brickellia secundiflora* (Lagasca) A. Gray.  
*Bulbostylis secundiflora* (Lagasca) DC., Prodr. 5: 138. 1836. = *Brickellia secundiflora* (Lagasca) A. Gray.  
*Bulbostylis spinaciaefolia* DC., Prodr. 5: 139. 1836. = *Critonia spinaciaefolia* (DC.) R. King & H. Robinson.  
*Bulbostylis subuligera* S. Schauer, Linnaea 19: 718. 1847. = *Barroetea subuligera* (Schauer) A. Gray.  
*Bulbostylis tomentosa* Gardner, London J. Bot. 5: 468. 1846. = *Ayapana amygdalina* (Lam.) R. King & H. Robinson.  
*Bulbostylis triangularis* DC., Prodr. 7: 268. 1838. = *Eupatoriastrium triangulare* (DC.) B. Robinson.  
*Bulbostylis veronicaefolia* (H. B. K.) DC., Prodr. 5: 139. 1836. = *Brickellia veronicaefolia* (H. B. K.) A. Gray.  
*Bustamenta cordata* Alaman ex DC., Prodr. 5: 166. 1836, nom. nud. = *Ageratina petiolaris* (Mocino & Sesse ex DC.) R. King & H. Robinson.  
*Bustamenta ovata* Mairet ex DC., Prodr. 5: 168. 1836, nom. nud. = *Ageratina bustamenta* (DC.) R. King & H. Robinson.  
*Cacalia angulata* Vell. Conc., Fl. Flum. 315. 1825. = *Mikania cordifolia* (L. f.) Willd.  
*Cacalia asclepiadea* L. f., Suppl. Pl. 352. 1781. = *Ageratina asclepiadea* (L. f.) R. King & H. Robinson.  
*Cacalia cor-jesu* Vell. Conc., Fl. Flum. 318. 1825. = *Mikania officinalis* Martius.  
*Cacalia cordata* Vell. Conc., Fl. Flum. 314. 1825. = *Mikania cordifolia* (L. f.) Willd.  
*Cacalia cordifolia* L. f., Suppl. Pl. 351. 1781. = *Mikania cordifolia* (L. f.) Willd.  
*Cacalia crenata* Vell. Conc., Fl. Flum. 314. 1825. = *Stomatanthus*?  
*Cacalia emarginata* Vell. Conc., Fl. Flum. 314. 1825. = *Grazie-lia*?  
*Cacalia heterophylla* Bartram, Travels Carolina 164. 1791. = *Garberia heterophylla* (Bartram) Merr. & Harper.  
*Cacalia laeta* Vell. Conc., Fl. Flum. 319. 1825. = *Flosculi coccinei*. EUPATORIEAE?  
*Cacalia laurifolia* L. f., Suppl. Pl. 351. 1781. = *Mikania laurifolia* (L. f.) Willd.  
*Cacalia mentrasto* Vell. Conc., Fl. Flum. 339. 1825. = *Ageratum houstonianum* Miller.  
*Cacalia nitida* Vell. Conc., Fl. Flum. 316. 1825. = *Mikania laevigata* Schultz-Bip. ex Baker or *Mikania lindbergii* Baker?  
*Cacalia pilosa* Vell. Conc., Fl. Flum. 316. 1825. = *Mikania cordifolia* (L. f.) Willd.

- Cacalia pubescens* Raf., Fl. Ludov. 61. 1817. = *Mikania corymbulosa* Benth.  
*Cacalia punctulata* Vell. Conc., Fl. Flum. 317. 1825. = *Critonia*?
- Cacalia reticulata* Vell. Conc., Fl. Flum. 316. 1825. = *Ophryosporus*?
- Cacalia septemnata* Vell. Conc., Fl. Flum. 316. 1825. = *Mikania ternata* (Vell. Conc.) B. Robinson.  
*Cacalia ternata* Vell. Conc., Fl. Flum. 315. 1825. = *Mikania ternata* (Vell. Conc.) B. Robinson.  
*Cacalia triangularis* Vell. Conc., Fl. Flum. 316. 1825. = *Mikania cordifolia* (L. f.) Willd.  
*Cacalia trilobata* Vell. Conc., Fl. Flum. 315. 1825. = *Mikania glomerata* Sprengel or *Mikania vitifolia* DC.  
*Cacalia villosa* Vell. Conc., Fl. Flum. 315. 1825. = *Mikania* sp.  
*Caelestina ageratoides* H. B. K., Nov. Gen. Sp. 4: 118. Ed. Folio. 1818. = *Ageratum corymbosum* Zuccagni.  
*Caelestina albida* DC., Prodr. 5: 107. 1836. = *Ageratum albidum* (DC.) Hemsley.  
*Caelestina caerulea* Cass., Dict. Sci. Nat. 6. Suppl. 8. 1817. = *Ageratum corymbosum* Zuccagni.  
*Caelestina cordata* Pohl ex Baker, Fl. Bras. 6(2): 345. 1876, nom. nud. = *Hebeclinium macrophyllum* (L.) DC.  
*Caelestina corymbosa* (Zuccagni) DC., Prodr. 5: 108. 1836. = *Ageratum corymbosum* Zuccagni.  
*Caelestina hartwegi* Walp., Repert. Bot. Syst. 2: 545. 1843. = *Conoclinium betonicum* DC.  
*Caelestina hastata* Pohl ex Baker, Fl. Bras. 6(2): 363. 1876, nom. nud. = *Barrosoa betonicaeformis* (DC.) R. King & H. Robinson.  
*Caelestina isocarphoides* DC., Prodr. 5: 107. 1836. = *Ageratum isocarphoides* (DC.) Hemsley.  
*Caelestina latifolia* Benth. ex Oersted, Vidensk. Meddel. Dansk Naturhist. Foren. Kjobenhavn 71. 1852. = *Ageratum nelsonii* (B. Robinson) M. Johnson.  
*Caelestina lessingiana* Klotzsch ex Walp., Repert. Bot. Syst. 2: 545. 1843. = *Ageratum corymbosum* Zuccagni.  
*Caelestina linearifolia* Schultz-Bip. ex Baker, Fl. Bras. 6(2): 191. 1876, nom. nud. = *Ageratum fastigiatum* (Gardner) R. King & H. Robinson.  
*Caelestina longifolia* Pohl ex Baker, Fl. Bras. 6(2): 361. 1876, nom. nud. = *Barrosoa organensis* (Gardner) R. King & H. Robinson.  
*Caelestina maritima* Torrey & A. Gray, Fl. N. Amer. 2: 64. 1841. = *Ageratum littorale* A. Gray.  
*Caelestina micrantha* Sprengel, Syst. Veg. Fl. Peruv. Chil. 3: 446. 1826. = *Ageratum corymbosum* Zuccagni.  
*Caelestina microcarpa* Benth. ex Oersted, Vidensk. Meddel. Dansk Naturhist. Foren. Kjobenhavn 72. 1852. = *Ageratum microcarpum* (Benth. ex Oersted) Hemsley.  
*Caelestina paleacea* Gay ex DC., Prodr. 5: 107. 1836. = *Ageratum paleaceum* (DC.) Hemsley.  
*Caelestina parvifolia* DC., Prodr. 5: 108. 1836, ignota.  
*Caelestina petiolata* Hook. & Arn., Bot. Beechey Voy. 433. 1841. = *Ageratum petiolatum* (Hook. & Arn.) Hemsley.  
*Caelestina pohlii* Schultz-Bip. ex Baker, Fl. Bras. 6(2): 190. 1876, nom. nud. = *Alonia pohlii* Baker.  
*Caelestina repanda* Pohl ex Baker, Fl. Bras. 6(2): 309. 1876, nom. nud. = *Bartlettina hemisphaerica* (DC.) R. King & H. Robinson.  
*Caelestina repens* Schultz-Bip. ex Schomb., Faun. Fl. Brit.-Guian. 1134. 1849, nom. nud. ignota.  
*Caelestina scabriuacula* Benth. ex Oersted, Vidensk. Meddel. Dansk Naturhist. Foren. Kjobenhavn 72. 1852. = *Ageratum petiolatum* (Hook. & Arn.) Hemsley.  
*Caelestina suffruticosa* Sweet, Hort. Brit. 229. 1826, nom. illeg. = *Ageratum conyzoides* L.  
*Caelestina tomentosa* Benth. ex Oersted, Vidensk. Meddel. Dansk Naturhist. Foren. Kjobenhavn 71. 1852. = *Ageratum tomentosum* (Benth. & Oersted) Hemsley.  
*Caelestina urticaefolia* Pohl ex Baker, Fl. Bras. 6(2): 362. 1876, nom. nud. = *Barrosoa betonicaeformis* (DC.) R. King & H. Robinson.  
*Caelestina viscosa* Pohl ex Baker, Fl. Bras. 6(2): 362. 1876, nom. nud. = *Barrosoa apiculata* (Gardner) R. King & H. Robinson.  
*Calea oppositifolia* L., Sp. Pl., ed. 2, 1179. 1763. = *Isocarpha oppositifolia* (L.) Cass.  
*Calostelma elegans* (Walter) D. Don in Sweet, Brit. Fl. Gard. Ser. 2, T. 184. 1833. = *Liatriis elegans* (Walter) Michaux.  
*Calydermos atriplicifolius* (L.) Sprengel, Syst. Veg. Fl. Peruv. Chil. 3: 457. 1826. = *Isocarpha atriplicifolia* (L.) R. Br. ex DC.  
*Calydermos jamaicensis* Sprengel, Syst. Veg. Fl. Peruv. Chil. 3: 457. 1826. = *Critonia dalea* (L.) DC.  
*Campovassouria bupleurifolia* (DC.) R. King & H. Robinson, Phytologia 22: 122. 1971. = *Campovassouria cruciata* (Vell. Conc.) R. King & H. Robinson.  
*Campovassouria cruciata* (Vell. Conc.) R. King & H. Robinson, Phytologia 49: 3. 1981.  
*Campuloclinium alternifolium* Gardner, London J. Bot. 6: 438. 1847.  
*Campuloclinium arenarium* Gardner, London J. Bot. 5: 467. 1846, ignota.  
*Campuloclinium ascendens* Schultz-Bip. ex Baker, Fl. Bras. 6(2): 363. 1876, nom. nud. = *Conocliniopsis prasiifolia* (DC.) R. King & H. Robinson.  
*Campuloclinium barrosoana* (G. Barroso) R. King & H. Robinson, Phytologia 24: 404. 1972. = *Campuloclinium campuloclinioides* (Baker) R. King & H. Robinson.  
*Campuloclinium burchellii* (Baker) R. King & H. Robinson, Phytologia 24: 171. 1972.  
*Campuloclinium campuloclinioides* (Baker) R. King & H. Robinson, Phytologia 29: 123. 1974.  
*Campuloclinium chlorolepis* (Baker) R. King & H. Robinson, Phytologia 24: 171. 1972.  
*Campuloclinium corymbosum* Schultz-Bip. ex Baker, Fl. Bras. 6(2): 356. 1876, nom. nud. = *Campuloclinium burchellii* (Baker) R. King & H. Robinson.  
*Campuloclinium crenatum* Schlechtend. ex Martius, Flora 24, 2 Beibl. 105. 1841. = *Diacranthera crenata* (Schlechtend. in Martius) R. King & H. Robinson.  
*Campuloclinium decumbens* (Gardner) Schultz-Bip. ex Baker, Fl. Bras. 6(2): 344. 1876, nom. nud. = *Chromolaena decumbens* Gardner.  
*Campuloclinium eiteniorum* R. King & H. Robinson, Phytologia 46: 295. 1980.  
*Campuloclinium frutescens* Bartling, Ind. Sem. Hort. Acad. Gott. 15. 1843, ignota.  
*Campuloclinium hickenii* (Cabrera & Vittet) R. King & H. Robinson, Phytologia 24: 171. 1972.  
*Campuloclinium hirsutum* Gardner, London J. Bot. 6: 438. 1847.  
*Campuloclinium irwinii* R. King & H. Robinson, Phytologia 24: 405. 1972.  
*Campuloclinium kleinioides* (H. B. K.) DC., Prodr. 5: 137. 1836. = *Praxelis kleinioides* (H. B. K.) Schultz-Bip.  
*Campuloclinium macrocephalum* (Less.) DC., Prodr. 5: 137. 1836.  
*Campuloclinium megacephalum* (Martius ex Baker) R. King & H. Robinson, Phytologia 24: 172. 1972.  
*Campuloclinium palustre* DC., Prodr. 5: 137. 1836. = *Barrosoa betonicaeformis* (DC.) R. King & H. Robinson.  
*Campuloclinium parvulum* (Glaz.) R. King & H. Robinson, Phytologia 24: 172. 1972. = *Campuloclinium parvulum* (Glaz. ex B. Robinson) R. King & H. Robinson.  
*Campuloclinium parvulum* (Glaz. ex B. Robinson) R. King & H. Robinson, Phytologia 37: 457. 1977.  
*Campuloclinium pohlianum* Schultz-Bip. ex Baker, Fl. Bras. 6(2):

358. 1876, nom. nud. = *Campuloclinium macrocephalum* (Less.) DC.
- Campuloclinium polyphyllum* Schultz-Bip. ex Baker, Fl. Bras. 6(2): 354. 1876, nom. nud. = *Campuloclinium megacephalum* (Martius ex Baker) R. King & H. Robinson.
- Campuloclinium purpurascens* (Schultz-Bip. ex Baker) R. King & H. Robinson, Phytologia 24: 172. 1972.
- Campuloclinium riedelii* (Baker) R. King & H. Robinson, Phytologia 24: 172. 1972.
- Campuloclinium siegesbeckioides* Schultz-Bip. ex Baker, Fl. Bras. 6(2): 359. 1876, nom. nud. = *Campuloclinium hirsutum* Gardner.
- Campuloclinium strigosum* Schultz-Bip. ex Baker, Fl. Bras. 6(2): 358. 1876, nom. nud. = *Campuloclinium macrocephalum* (Less.) DC.
- Campuloclinium subpaniculatum* DC., Prodr. 5: 137. 1836. = *Dasycondylus resinus* (Sprengel) R. King & H. Robinson.
- Campuloclinium surinamense* Miq., Linnaea 17: 69. 1843. = *Heterocondylus vitalbae* (DC.) R. King & H. Robinson.
- Campuloclinium tubaraoense* (Hieron.) R. King & H. Robinson, Phytologia 24: 172. 1972.
- Campuloclinium turbinatum* Schultz-Bip. ex Baker, Fl. Bras. 6(2): 357. 1876, nom. nud. = *Campuloclinium chlorolepis* (Baker) R. King & H. Robinson.
- Campuloclinium urticaefolium* [L. f.] DC., Prodr. 5: 137. 1836. = *Praxelis pauciflora* (H. B. K.) R. King & H. Robinson.
- Campuloclinium viridiflorum* Bartling ex Baker, Fl. Bras. 6(2): 309. 1876, nom. nud. = *Bartlettina hemisphaerica* (DC.) R. King & H. Robinson.
- Caradesia pauciflora* Raf., New Fl. 4: 80. 1836, nom. illeg. prov. = *Fleischmannia?*
- Carelia adscendens* (Schultz-Bip. ex Benth. & Hook.) Kuntze, Revis. Gen. Pl. 325. 1891. = *Oxylobus adscendens* (Schultz-Bip.) B. Robinson & Greenman in B. Robinson.
- Carelia agrianthus* (O. Hoffm.) Kuntze, Revis. Gen. Pl. 325. 1891. = *Agrianthus corymbosus* DC.
- Carelia albida* (DC.) Kuntze, Revis. Gen. Pl. 325. 1891. = *Ageratum albidum* (DC.) Hemsley.
- Carelia arbutifolia* (H. B. K.) Kuntze, Revis. Gen. Pl. 325. 1891. = *Oxylobus arbutifolius* (H. B. K.) A. Gray.
- Carelia berroi* Hutch., Kew Bull. 1916: 189. 1916. = *Radlkoferotoma berroi* (Hutch.) R. King & H. Robinson.
- Carelia brachystephana* (Regel) Kuntze, Revis. Gen. Pl. 325. 1891. = *Ageratum conyzoides* L.
- Carelia cistifolia* Less., Syn. Gen. Compos. 156. 1832. = *Radlkoferotoma cistifolium* (Less.) Kuntze.
- Carelia conferta* (Gardner) Kuntze, Revis. Gen. Pl. 325. 1891. = *Acritopappus confertus* (Gardner) R. King & H. Robinson.
- Carelia conyzoides* (L.) Kuntze, Revis. Gen. Pl. 325. 1891. = *Ageratum conyzoides* L.
- Carelia corymbosa* (Zuccagni) Kuntze, Revis. Gen. Pl. 325. 1891. = *Ageratum corymbosum* Zuccagni.
- Carelia domingensis* (Sprengel) Kuntze, Revis. Gen. Pl. 325. 1891. = *Phania domingensis* (Sprengel) Griseb.
- Carelia echioides* (Less.) Kuntze, Revis. Gen. Pl. 325. 1891. = *Ageratum echioides* (Less.) Hemsley.
- Carelia glandulifera* (Schultz-Bip.) Kuntze, Revis. Gen. Pl. 325. 1891. = *Oxylobus glanduliferus* (Schultz-Bip. ex Benth. & Hook.) A. Gray.
- Carelia houstoniana* (Miller) Kuntze, Revis. Gen. Pl. 325. 1891. = *Ageratum houstonianum* Miller.
- Carelia isocarphoides* (DC.) Kuntze, Revis. Gen. Pl. 325. 1891. = *Ageratum isocarphoides* (DC.) Hemsley.
- Carelia latifolia* (Benth.) Kuntze, Revis. Gen. Pl. 325. 1891. = *Ageratum nelsonii* (B. Robinson) M. Johnson.
- Carelia littorale* (A. Gray) Kuntze, Revis. Gen. Pl. 325. 1891. = *Ageratum littorale* A. Gray.
- Carelia longifolia* (Gardner) Kuntze, Revis. Gen. Pl. 325. 1891. = *Acritopappus longifolius* (Gardner) R. King & H. Robinson.
- Carelia maritima* (H. B. K.) Kuntze, Revis. Gen. Pl. 325. 1891. = *Ageratum maritimum* H. B. K.
- Carelia matricarioides* (Sprengel) Kuntze, Revis. Gen. Pl. 325. 1891. = *Phania matricarioides* (Sprengel) Griseb.
- Carelia melissaefolia* (DC.) Kuntze, Revis. Gen. Pl. 325. 1891. = *Ageratum melissaefolium* DC.
- Carelia microcephala* (Hemsley) Kuntze, Revis. Gen. Pl. 325. 1891. = *Ageratum microcephalum* Hemsley.
- Carelia mutica* (Griseb.) Kuntze, Revis. Gen. Pl. 325. 1891. = *Ageratum conyzoides* L.
- Carelia paleacea* (DC.) Kuntze, Revis. Gen. Pl. 325. 1891. = *Ageratum paleaceum* (DC.) Hemsley.
- Carelia petiolata* (Hook. & Arn.) Kuntze, Revis. Gen. Pl. 325. 1891. = *Ageratum petiolatum* (Hook. & Arn.) Hemsley.
- Carelia purpurea* (Vitman) Kuntze, Revis. Gen. Pl. 325. 1891. ignota.
- Carelia ramboi* Cabrera, Bol. Soc. Argent. Bot. 6: 240. 1957. = *Radlkoferotoma ramboi* (Cabrera) R. King & H. Robinson.
- Carelia salicifolia* (Hemsley) Kuntze, Revis. Gen. Pl. 325. 1891. = *Ageratum salicifolium* Hemsley.
- Carelia saturiaefolia* Cav., Anales Ci. Univ. Madrid 6: 317. 1803, nom. nud. = *Mikania parviflora* (Aublet) Karsten.
- Carelia scabriuscula* (Benth.) Kuntze, Revis. Gen. Pl. 325. 1891. = *Ageratum petiolatum* (Hook. & Arn.) Hemsley.
- Carelia sessilifolia* (Schauer) Kuntze, Revis. Gen. Pl. 325. 1891. = *Trichocoronis greggii* A. Gray.
- Carelia stricta* (Hemsley) Kuntze, Revis. Gen. Pl. 325. 1891. = *Ageratum corymbosum* Zuccagni.
- Carelia tomentosa* (Benth. ex Oersted) Kuntze, Revis. Gen. Pl. 325. 1891. = *Ageratum tomentosum* (Benth. ex Oersted) Hemsley.
- Carminatia recondata* McVaugh, Contr. Univ. Michigan Herb. 9: 384. 1972.
- Carminatia tenuiflora* DC., Prodr. 7: 267. 1838.
- Carminatia tenuifolia* Steudel, Nomencl. Bot. 1: 299. 1840, nom. nud. = *Carminatia tenuiflora* DC.
- Carphephorus atriplicifolius* A. Gray, Proc. Amer. Acad. Arts 5: 159. 1861. = *Bebbia atriplicifolia* (A. Gray) E. Greene, HELIANTHEAE.
- Carphephorus baicalensis* (Adams) DC., Prodr. 5: 132. 1836. = *Saussurea pycnocephala* Ledeb. CYNAREAE.
- Carphephorus bellidifolius* Torrey & A. Gray, Fl. N. Amer. 2: 66. 1841.
- Carphephorus carnosus* (Small) C. James, Rhodora 60: 120. 1958. = *Litrisa carnosus* Small.
- Carphephorus coridifolius* DC., Prodr. 7: 267. 1838. = *Pseudobrickellia?*
- Carphephorus corymbosus* (Nutt.) Torrey & A. Gray, Fl. N. Amer. 2: 67. 1841.
- Carphephorus junceus* Benth., Bot. Voy. Sulphur 21. 1844. = *Aster squamatus* (Sprengel) Hieron. ASTEREA.
- Carphephorus odoratissimus* (J. Gmelin) Hebert, Rhodora 70: 483. 1968. = *Trilisa odoratissima* (Willd.) Cass.
- Carphephorus paniculatus* (J. Gmelin) Hebert, Rhodora 70: 483. 1968. = *Trilisa paniculata* (Willd.) Cass.
- Carphephorus pseudoliatris* Cass., Bull. Sci. Soc. Philom. Paris 198. 1816.
- Carphephorus revolutifolius* DC., Prodr. 5: 133. 1836. = *Pleocarpus revolutus* D. Don. MUTISIAE.
- Carphephorus tomentosus* (Michaux) Torrey & A. Gray, Fl. N. Amer. 2: 66. 1841.
- Carphephorus triangularis* (DC.) A. Gray, Pl. Wright. 1: 86. 1852, nom. nud. = *Eupatoriastrium triangulare* (DC.) B. Robinson.
- Carphochaete bigelovii* A. Gray, Pl. Wright. 1: 89. 1852.
- Carphochaete grahamii* A. Gray, Pl. Wright. 1: 89. 1852.

- Carphochaete gummifera* McVaugh, Contr. Univ. Michigan Herb. 9: 385. 1972.
- Carphochaete macrocephala* (Paray) Grashoff ex B. Turner & Kerr, Pl. Syst. Evol. 151: 86. 1985. = *Revealia macrocephala* (Paray) R. King & H. Robinson.
- Carphochaete schaffneri* Greenman, Proc. Amer. Acad. Arts 40: 34. 1904.
- Carphochaete wislizeni* A. Gray, Mem. Amer. Acad. Arts 4: 65. 1849.
- Carterothamnus anomalochaeta* R. King, Rhodora 69: 45. 1967.
- Castenedia santamartensis* R. King & H. Robinson, Phytologia 39: 58. 1978.
- Cavalcantia glomerata* (G. Barroso & R. King) R. King & H. Robinson, Phytologia 47: 114. 1980.
- Cavalcantia percymosa* R. King & H. Robinson, Phytologia 47: 114. 1980.
- Chacoa mikaniifolia* (B. Robinson) R. King & H. Robinson, Phytologia 32: 276. 1975. = *Bisovia mikaniifolia* (B. Robinson) R. King & H. Robinson.
- Chacoa pseudo-prasiifolia* (Hassler) R. King & H. Robinson, Phytologia 32: 276. 1975.
- Chondrilla rhombifolia* (Willd.) Poiret, Encycl. Suppl. 2: 329. 1811. = *Brickellia diffusa* (Vahl) A. Gray.
- Chone heterophylla* Dulac, Fl. Hautes-Pyrenees 512. 1867. = *Eupatorium cannabinum* L.
- Chromolaena adenolepis* (Schultz-Bip. ex Baker) R. King & H. Robinson, Phytologia 20: 198. 1970.
- Chromolaena alternifolia* Gardner, London J. Bot. 5: 465. 1846. = *Chromolaena stachyophylla* (Sprengel) R. King & H. Robinson.
- Chromolaena alvimii* R. King & H. Robinson, Phytologia 47: 231. 1980.
- Chromolaena anachoretica* (B. Robinson) R. King & H. Robinson, Phytologia 47: 230. 1980.
- Chromolaena angusticeps* (Malme) R. King & H. Robinson, Phytologia 49: 4. 1981.
- Chromolaena aridicola* V. Badillo, Ernstia 33: 6. 1985.
- Chromolaena arnottiana* (Griseb.) R. King & H. Robinson, Phytologia 20: 198. 1970.
- Chromolaena arrayana* (Gardner) R. King & H. Robinson, Phytologia 20: 198. 1970.
- Chromolaena ascendens* (Schultz-Bip. ex Baker) R. King & H. Robinson, Phytologia 20: 199. 1970.
- Chromolaena asperrima* (Schultz-Bip. ex Baker) R. King & H. Robinson, Phytologia 47: 230. 1980.
- Chromolaena austera* (B. Robinson) R. King & H. Robinson, Phytologia 20: 199. 1970.
- Chromolaena bahamensis* (Northrop) R. King & H. Robinson, Phytologia 20: 199. 1970.
- Chromolaena bangii* (Rusby) R. King & H. Robinson, Phytologia 20: 199. 1970.
- Chromolaena barbacensis* (Hieron.) R. King & H. Robinson, Phytologia 20: 199. 1970.
- Chromolaena barranquillensis* (Hieron.) R. King & H. Robinson, Phytologia 20: 199. 1970.
- Chromolaena barrosoae* R. King & H. Robinson, Phytologia 47: 232. 1980.
- Chromolaena bathyphlebia* (B. Robinson) R. King & H. Robinson, Phytologia 20: 199. 1970.
- Chromolaena beckii* R. King & H. Robinson, Phytologia 51: 172. 1982.
- Chromolaena bertholdii* (Schultz-Bip.) R. King & H. Robinson, Phytologia 20: 208. 1970.
- Chromolaena bigelovii* (A. Gray) R. King & H. Robinson, Phytologia 20: 208. 1970.
- Chromolaena borinquensis* (Britton) R. King & H. Robinson, Phytologia 20: 199. 1970.
- Chromolaena breedlovei* R. King & H. Robinson, Phytologia 47: 233. 1980.
- Chromolaena brunneola* (Baker) R. King & H. Robinson, Phytologia 47: 230. 1980.
- Chromolaena bullata* (Klatt) R. King & H. Robinson, Phytologia 20: 199. 1970.
- Chromolaena caaguazuensis* (Hieron.) R. King & H. Robinson, Phytologia 20: 199. 1970.
- Chromolaena calamocephala* (Baker) R. King & H. Robinson, Phytologia 20: 199. 1970. = *Chromolaena leucocephala* Gardner.
- Chromolaena caldensis* (B. Robinson) R. King & H. Robinson, Phytologia 49: 4. 1981.
- Chromolaena callilepis* (Schultz-Bip. ex Baker) R. King & H. Robinson, Phytologia 20: 199. 1970.
- Chromolaena canpestris* (DC.) R. King & H. Robinson, Phytologia 20: 200. 1970.
- Chromolaena candolleana* Gardner, London J. Bot. 5: 464. 1846. = *Chromolaena horminoides* DC.
- Chromolaena chaseae* (B. Robinson) R. King & H. Robinson, Phytologia 20: 200. 1970.
- Chromolaena christieana* (Baker) R. King & H. Robinson, Phytologia 20: 200. 1970.
- Chromolaena chrysosticta* (B. Robinson) R. King & H. Robinson, Phytologia 20: 200. 1970.
- Chromolaena cinereo-viridis* (Schultz-Bip. ex Baker) R. King & H. Robinson, Phytologia 20: 200. 1970.
- Chromolaena collina* (DC.) R. King & H. Robinson, Phytologia 20: 208. 1970.
- Chromolaena columbiana* (Heering) R. King & H. Robinson, Phytologia 20: 200. 1970.
- Chromolaena congesta* (Arn. & Hook.) R. King & H. Robinson, Phytologia 20: 200. 1970.
- Chromolaena connivens* (Rusby) R. King & H. Robinson, Phytologia 20: 200. 1970.
- Chromolaena corymbosa* (Aublet) R. King & H. Robinson, Phytologia 20: 200. 1970.
- Chromolaena costatipes* (B. Robinson) R. King & H. Robinson, Phytologia 49: 4. 1981.
- Chromolaena cryptantha* (Schultz-Bip. ex Baker) R. King & H. Robinson, Phytologia 47: 230. 1980.
- Chromolaena cylindrocephala* (Schultz-Bip. ex Baker) R. King & H. Robinson, Phytologia 47: 230. 1980.
- Chromolaena decumbens* Gardner, London J. Bot. 5: 466. 1846.
- Chromolaena densiflora* (Morong) R. King & H. Robinson, Phytologia 20: 200. 1970.
- Chromolaena desmocephala* (B. Robinson) R. King & H. Robinson, Phytologia 49: 4. 1981.
- Chromolaena diaphanophlebia* (B. Robinson) R. King & H. Robinson, Phytologia 47: 231. 1980.
- Chromolaena dussii* (Urban) R. King & H. Robinson, Phytologia 20: 200. 1970.
- Chromolaena elliptica* (Hook. & Arn.) R. King & H. Robinson, Phytologia 20: 200. 1970.
- Chromolaena epaleacea* Gardner, London J. Bot. 6: 436. 1847.
- Chromolaena eripsima* (B. Robinson) R. King & H. Robinson, Phytologia 20: 201. 1970.
- Chromolaena extensa* (Gardner) R. King & H. Robinson, Phytologia 20: 201. 1970.
- Chromolaena farinosa* (B. Robinson) R. King & H. Robinson, Phytologia 20: 201. 1970.
- Chromolaena ferruginea* [Gardner] R. King & H. Robinson, Phytologia 49: 4. 1981.
- Chromolaena foliata* (Schultz-Bip. ex Baker) R. King & H. Robinson, Phytologia 20: 201. 1970. = *Chromolaena pedunculosa* (Hook. & Arn.) R. King & H. Robinson.
- Chromolaena frustrata* (B. Robinson) R. King & H. Robinson, Phytologia 20: 201. 1970.

- Chromolaena furcata* (Lam.) R. King & H. Robinson, *Phytologia* 20: 201. 1970. = *Chromolaena ivaeifolia* (L.) R. King & H. Robinson.
- Chromolaena gentianoides* (B. Robinson) R. King & H. Robinson, *Phytologia* 47: 231. 1980.
- Chromolaena geranifolia* (Urban) R. King & H. Robinson, *Phytologia* 20: 201. 1970.
- Chromolaena glaberrima* (DC.) R. King & H. Robinson, *Phytologia* 20: 208. 1970.
- Chromolaena haenkeana* (DC.) R. King & H. Robinson, *Phytologia* 20: 208. 1970.
- Chromolaena haughtii* (B. Robinson) R. King & H. Robinson, *Phytologia* 20: 201. 1970.
- Chromolaena herzogii* (B. Robinson) R. King & H. Robinson, *Phytologia* 20: 201. 1970.
- Chromolaena heteroclina* (Griseb.) R. King & H. Robinson, *Phytologia* 20: 201. 1970.
- Chromolaena heterosquamea* (Urban & Ekman) R. King & H. Robinson, *Phytologia* 32: 283. 1975.
- Chromolaena hirsuta* (Hook. & Arn.) R. King & H. Robinson, *Phytologia* 20: 201. 1970.
- Chromolaena holquinensis* (B. Robinson) R. King & H. Robinson, *Phytologia* 20: 208. 1970. = *Grisebachianthus holquinensis* (B. Robinson) R. King & H. Robinson.
- Chromolaena hookeriana* (Griseb.) R. King & H. Robinson, *Phytologia* 47: 231. 1980.
- Chromolaena horminoides* DC., *Prodr.* 5: 133. 1836.
- Chromolaena hypericifolia* (H. B. K.) R. King & H. Robinson, *Phytologia* 20: 202. 1970.
- Chromolaena hypodictya* (B. Robinson) R. King & H. Robinson, *Phytologia* 49: 4. 1981.
- Chromolaena impetolaris* (Griseb.) Nicolson, *Phytologia* 62: 164. 1987.
- Chromolaena integrifolia* (Bertero ex Sprengel) R. King & H. Robinson, *Phytologia* 20: 202. 1970.
- Chromolaena iridolepis* (B. Robinson) R. King & H. Robinson, *Phytologia* 20: 202. 1970.
- Chromolaena ivaeifolia* (L.) R. King & H. Robinson, *Phytologia* 20: 202. 1970.
- Chromolaena jelskii* (Hieron.) R. King & H. Robinson, *Phytologia* 20: 202. 1970.
- Chromolaena jujuiensis* (Hieron.) R. King & H. Robinson, *Phytologia* 20: 202. 1970. = *Chromolaena hookeriana* (Griseb.) R. King & H. Robinson.
- Chromolaena kleimii* (Cabrera) R. King & H. Robinson, *Phytologia* 20: 202. 1970.
- Chromolaena laevigata* (Lam.) R. King & H. Robinson, *Phytologia* 20: 202. 1970.
- Chromolaena larensis* (V. Badillo) R. King & H. Robinson, *Phytologia* 35: 498. 1977.
- Chromolaena latisquamulosa* (Hieron.) R. King & H. Robinson, *Phytologia* 20: 202. 1970.
- Chromolaena leivensis* (Hieron.) R. King & H. Robinson, *Phytologia* 20: 202. 1970.
- Chromolaena leptocephala* (DC.) R. King & H. Robinson, *Phytologia* 20: 202. 1970.
- Chromolaena leucocephala* Gardner, *London J. Bot.* 5: 465. 1846.
- Chromolaena lilacina* (Hieron.) R. King & H. Robinson, *Phytologia* 20: 202. 1970.
- Chromolaena linearis* (Malme) R. King & H. Robinson, *Phytologia* 20: 203. 1970.
- Chromolaena lucayana* (Britton) R. King & H. Robinson, *Phytologia* 20: 203. 1970.
- Chromolaena lundellii* R. King & H. Robinson, *Wrightia* 6(2): 24. 1978.
- Chromolaena luquensis* (Chodat) R. King & H. Robinson, *Phytologia* 20: 203. 1970.
- Chromolaena macrantha* (Sw.) R. King & H. Robinson, *Phytologia* 20: 203. 1970.
- Chromolaena macrodon* (DC.) Nicolson, *Phytologia* 62: 164. 1987.
- Chromolaena mallota* (B. Robinson) R. King & H. Robinson, *Phytologia* 20: 203. 1970.
- Chromolaena margaritensis* (Hassler) R. King & H. Robinson, *Phytologia* 20: 203. 1970.
- Chromolaena mattogrossensis* (Hieron.) R. King & H. Robinson, *Phytologia* 20: 203. 1970.
- Chromolaena maximilianii* (Schrader ex DC.) R. King & H. Robinson, *Phytologia* 49: 4. 1981.
- Chromolaena mendezii* (DC.) R. King & H. Robinson, *Phytologia* 32: 283. 1975.
- Chromolaena meridensis* (B. Robinson) R. King & H. Robinson, *Phytologia* 20: 203. 1970.
- Chromolaena minasgeraesensis* (Hieron.) R. King & H. Robinson, *Phytologia* 47: 231. 1980.
- Chromolaena misella* (McVaugh) R. King & H. Robinson, *Phytologia* 24: 275. 1972.
- Chromolaena molina* (B. Robinson) R. King & H. Robinson, *Phytologia* 20: 203. 1970.
- Chromolaena mononeura* (Urban) R. King & H. Robinson, *Phytologia* 20: 203. 1970.
- Chromolaena morii* R. King & H. Robinson, *Phytologia* 47: 234. 1980.
- Chromolaena moritensis* (Aristeg.) R. King & H. Robinson, *Phytologia* 35: 498. 1977.
- Chromolaena moritziana* (Schultz-Bip. ex Hieron.) R. King & H. Robinson, *Phytologia* 20: 203. 1970.
- Chromolaena mornicola* (Urban & Ekman) R. King & H. Robinson, *Phytologia* 20: 208. 1970. = *Koanophyllon mornicola* (Urban & Ekman) R. King & H. Robinson.
- Chromolaena mucronata* (Gardner) R. King & H. Robinson, *Phytologia* 37: 457. 1977.
- Chromolaena multiflosculosa* (DC.) R. King & H. Robinson, *Phytologia* 20: 203. 1970.
- Chromolaena myriadenia* R. King & H. Robinson, *Phytologia* 47: 235. 1980.
- Chromolaena myriocephala* (Gardner) R. King & H. Robinson, *Phytologia* 20: 203. 1970.
- Chromolaena odorata* (L.) R. King & H. Robinson, *Phytologia* 20: 204. 1970.
- Chromolaena oerstediana* (B. Robinson ex Oersted) R. King & H. Robinson, *Phytologia* 20: 208. 1970. = *Chromolaena glaberrima* (DC.) R. King & H. Robinson.
- Chromolaena oinopolepis* (Malme) R. King & H. Robinson, *Phytologia* 20: 204. 1970.
- Chromolaena opadoclinia* (Blake) R. King & H. Robinson, *Phytologia* 20: 208. 1970.
- Chromolaena orbignyana* (Klatt) R. King & H. Robinson, *Phytologia* 20: 204. 1970.
- Chromolaena ortegae* (B. Robinson) R. King & H. Robinson, *Phytologia* 20: 209. 1970.
- Chromolaena ossaeana* (DC.) R. King & H. Robinson, *Phytologia* 20: 204. 1970.
- Chromolaena oteroi* (Monach.) R. King & H. Robinson, *Phytologia* 20: 204. 1970.
- Chromolaena ovaliflora* (Hook. & Arn.) R. King & H. Robinson, *Phytologia* 20: 209. 1970. = *Chromolaena glaberrima* (DC.) R. King & H. Robinson.
- Chromolaena oxylepis* (DC.) R. King & H. Robinson, *Phytologia* 20: 204. 1970.
- Chromolaena oyadensis* (Hieron.) R. King & H. Robinson, *Phytologia* 20: 204. 1970.
- Chromolaena palmaris* (Schultz-Bip. ex Baker) R. King & H. Robinson, *Phytologia* 20: 204. 1970.
- Chromolaena paraguariensis* (Hieron.) R. King & H. Robinson, *Phytologia* 20: 204. 1970.



- Chromolaena parviceps* (Malme) R. King & H. Robinson, *Phytologia* 20: 204. 1970.
- Chromolaena pedalis* (Schultz-Bip. ex Baker) R. King & H. Robinson, *Phytologia* 20: 204. 1970.
- Chromolaena pedunculosa* (Hook. & Arn.) R. King & H. Robinson, *Phytologia* 47: 231. 1980.
- Chromolaena pelli* (Klatt) R. King & H. Robinson, *Phytologia* 20: 204. 1970.
- Chromolaena perforata* (Schultz-Bip. ex Baker) R. King & H. Robinson, *Phytologia* 20: 205. 1970.
- Chromolaena perglabra* (B. Robinson) R. King & H. Robinson, *Phytologia* 20: 205. 1970.
- Chromolaena perijaensis* R. King & H. Robinson, *Phytologia* 47: 236. 1980.
- Chromolaena persericea* R. King & H. Robinson, *Phytologia* 47: 237. 1980.
- Chromolaena pharcidodes* (B. Robinson) R. King & H. Robinson, *Phytologia* 20: 205. 1970.
- Chromolaena picta* (Gardner) R. King & H. Robinson, *Phytologia* 47: 231. 1980.
- Chromolaena plumeri* (Urban & Ekman) R. King & H. Robinson, *Phytologia* 20: 209. 1970. = *Osniopsis plumeri* (Urban & Ekman) R. King & H. Robinson.
- Chromolaena polyantha* [Schultz-Bip. & Baker] R. King & H. Robinson, *Phytologia* 20: 205. 1970, nom. nud. = *Chromolaena mucronata* (Gardner) R. King & H. Robinson.
- Chromolaena porophylloides* (B. Robinson) R. King & H. Robinson, *Phytologia* 49: 4. 1981.
- Chromolaena porphyrolepis* (Baker) R. King & H. Robinson, *Phytologia* 20: 205. 1970.
- Chromolaena pratensis* Gardner, *London J. Bot.* 1: 176. 1842. = *Campuloclinium macrocephalum* (Less.) DC.
- Chromolaena pseudinsignis* R. King & H. Robinson, *Phytologia* 47: 238. 1980.
- Chromolaena pulchella* (H. B. K.) R. King & H. Robinson, *Phytologia* 20: 209. 1970.
- Chromolaena punctata* (Lam.) R. King & H. Robinson, *Phytologia* 20: 205. 1970. = *Chromolaena mononeura* (Urban) R. King & H. Robinson.
- Chromolaena punctulata* (DC.) R. King & H. Robinson, *Phytologia* 20: 205. 1970.
- Chromolaena pungens* (Gardner) R. King & H. Robinson, *Phytologia* 47: 231. 1980.
- Chromolaena quercetorum* (L. O. Williams) R. King & H. Robinson, *Phytologia* 37: 457. 1977.
- Chromolaena revoluta* (Gardner) R. King & H. Robinson, *Phytologia* 20: 205. 1970.
- Chromolaena rhinanthacca* (DC.) R. King & H. Robinson, *Phytologia* 20: 205. 1970.
- Chromolaena rigida* (Sw.) R. King & H. Robinson, *Phytologia* 49: 4. 1981.
- Chromolaena rojasii* (Hassler) R. King & H. Robinson, *Phytologia* 20: 205. 1970.
- Chromolaena roseorum* (B. Robinson) R. King & H. Robinson, *Phytologia* 20: 205. 1970.
- Chromolaena sagittata* (A. Gray) R. King & H. Robinson, *Phytologia* 20: 205. 1970.
- Chromolaena sagittifera* (B. Robinson) R. King & H. Robinson, *Phytologia* 20: 206. 1970.
- Chromolaena sanctopaulensis* (B. Robinson) R. King & H. Robinson, *Phytologia* 20: 206. 1970.
- Chromolaena santanensis* (Aristeg.) R. King & H. Robinson, *Phytologia* 20: 206. 1970.
- Chromolaena scabra* (L. f.) R. King & H. Robinson, *Phytologia* 20: 206. 1970.
- Chromolaena serratuloides* (H. B. K.) R. King & H. Robinson, *Phytologia* 49: 4. 1981.
- Chromolaena sinuata* (Lam.) R. King & H. Robinson, *Phytologia* 32: 283. 1975.
- Chromolaena squalida* (DC.) R. King & H. Robinson, *Phytologia* 20: 206. 1970.
- Chromolaena squarroso-ramosa* (Hieron.) R. King & H. Robinson, *Phytologia* 20: 206. 1970.
- Chromolaena squarrolosa* (Hook. & Arn.) R. King & H. Robinson, *Phytologia* 20: 206. 1970.
- Chromolaena stachyophylla* (Sprengel) R. King & H. Robinson, *Phytologia* 20: 206. 1970.
- Chromolaena steyermarkiana* (V. Badillo) R. King & H. Robinson, *Phytologia* 35: 498. 1977.
- Chromolaena stilingiaefolia* (DC.) R. King & H. Robinson, *Phytologia* 32: 283. 1975.
- Chromolaena subscandens* (Hieron.) R. King & H. Robinson, *Phytologia* 20: 206. 1970.
- Chromolaena suratensis* (B. Robinson) R. King & H. Robinson, *Phytologia* 20: 206. 1970.
- Chromolaena tacotana* (Klatt) R. King & H. Robinson, *Phytologia* 20: 206. 1970.
- Chromolaena tecta* (Gardner) R. King & H. Robinson, *Phytologia* 20: 206. 1970.
- Chromolaena tenuicapitulata* (Hieron.) R. King & H. Robinson, *Phytologia* 20: 207. 1970.
- Chromolaena thurnii* (B. Robinson) R. King & H. Robinson, *Phytologia* 20: 207. 1970.
- Chromolaena toldensis* (Hieron.) R. King & H. Robinson, *Phytologia* 20: 207. 1970.
- Chromolaena trigonocarpa* (Griseb.) R. King & H. Robinson, *Phytologia* 20: 207. 1970.
- Chromolaena trujillensis* (B. Robinson) R. King & H. Robinson, *Phytologia* 20: 207. 1970.
- Chromolaena tunariensis* (Hieron.) R. King & H. Robinson, *Phytologia* 20: 207. 1970.
- Chromolaena tyleri* (B. Robinson) R. King & H. Robinson, *Phytologia* 20: 207. 1970.
- Chromolaena ulei* (Hieron.) R. King & H. Robinson, *Phytologia* 20: 207. 1970.
- Chromolaena umbelliformis* (Dusen ex Malme) R. King & H. Robinson, *Phytologia* 20: 207. 1970.
- Chromolaena uromeres* (B. Robinson) R. King & H. Robinson, *Phytologia* 20: 207. 1970.
- Chromolaena urticoides* (Schultz-Bip. ex Hieron.) R. King & H. Robinson, *Phytologia* 20: 207. 1970.
- Chromolaena verbenacea* (DC.) R. King & H. Robinson, *Phytologia* 20: 207. 1970.
- Chromolaena verticillata* R. King & H. Robinson, *Phytologia* 47: 239. 1980.
- Chromolaena vindex* (DC.) R. King & H. Robinson, *Phytologia* 47: 231. 1980.
- Chromolaena voglii* (B. Robinson) H. Huber, *Mitt. Bot. Staatssamml. Munchen* 13: 103. 1977.
- Chromolaena xestolepidoides* (Wurd.) R. King & H. Robinson, *Phytologia* 35: 499. 1977.
- Chromolaena xestolepis* (B. Robinson) R. King & H. Robinson, *Phytologia* 20: 207. 1970.
- Chromolaena xylophiza* (Schultz-Bip. ex Baker) R. King & H. Robinson, *Phytologia* 20: 208. 1970.
- Chrysocoma alata* Vell. *Conc., Fl. Flum.* 313. 1825. = *Heterocondylus alatus* (Vell. *Conc.*) R. King & H. Robinson.
- Chrysocoma capillacea* Michaux, *Fl. Bor.-Amer.* 2: 101. 1803. = *Eupatorium capillifolium* (Lam.) Small.
- Chrysocoma coronopifolia* Michaux, *Fl. Bor.-Amer.* 2: 102. 1803. = *Eupatorium compositifolium* Walter.
- Chrysocoma cruciata* Vell. *Conc., Fl. Flum.* 306. 1825. = *Campovassouria cruciata* (Vell. *Conc.*) R. King & H. Robinson.
- Chrysocoma maculata* Vell. *Conc., Fl. Flum.* 305. 1825. =

- Chromolaena hookeriana* (Griseb.) R. King & H. Robinson, or *Chromolaena odorata* (L.) R. King & H. Robinson.
- Chrysocoma odoratissima* [Walter] J. Gmelin, Syst. Nat. 2: 1204. 1792. = *Trilisa odoratissima* (J. Gmelin) Cass.
- Chrysocoma oppositifolia* Vell. Conc., Fl. Flum. 307. 1825. = *Ayapana amygdalina* (Lam.) R. King & H. Robinson, ?
- Chrysocoma paniculata* [Walter] J. Gmelin, Syst. Nat. 2: 1204. 1792. = *Trilisa paniculata* (J. Gmelin) Cass.
- Chrysocoma pauciflora* Vell. Conc., Fl. Flum. 305. 1825. = *Praxelis clematidea* (Griseb.) R. King & H. Robinson.
- Chrysocoma pilosa* [Walter] J. Gmelin, Syst. Nat. 2: 1203. 1792. = *Liatris pynostachya* Michaux.
- Chrysocoma punctata* Vell. Conc., Fl. Flum. 313. 1825. = *Chromolaena laevigata* (Lam.) R. King & H. Robinson.
- Chrysocoma purpurascens* Vell. Conc., Fl. Flum. 310. 1825. = *Ayapana amygdalina* (Lam.) R. King & H. Robinson.
- Chrysocoma serrata* Vell. Conc., Fl. Flum. 308. 1825. = *Stomatantes?*
- Chrysocoma volubilis* Vell. Conc., Fl. Flum. 309. 1825. = *Chromolaena odorata* (L.) R. King & H. Robinson.
- Ciceronia chaptalioides* Urban, Feddes Repert. 21: 225. 1925.
- Clavigera brachyphylla* A. Gray, Pl. Fendler. 63. 1848. = *Brickellia brachyphylla* (A. Gray) A. Gray.
- Clavigera corymbosa* DC., Prodr. 5: 128. 1836. = *Brickellia corymbosa* (DC.) A. Gray.
- Clavigera dentata* DC., Prodr. 5: 128. 1836. = *Brickellia dentata* (DC.) Schultz-Bip.
- Clavigera pinifolia* Gardner, London J. Bot. 5: 461. 1846. = *Pseudobrickellia brasiliensis* (Sprengel) R. King & H. Robinson.
- Clavigera riddellii* Torrey & A. Gray, Fl. N. Amer. 2: 77. 1841. = *Brickellia dentata* (DC.) Schultz-Bip.
- Clavigera scabra* Benth., Pl. Hartw. 19. 1839. = *Brickellia scoparia* (DC.) A. Gray.
- Clavigera scoparia* DC., Prodr. 5: 128. 1836. = *Brickellia scoparia* (DC.) A. Gray.
- Clavigera spinulosa* A. Gray, Pl. Fendler. 63. 1848. = *Brickellia spinulosa* A. Gray.
- Coelestina sclerophylla* Wootton & Standley, Contr. U. S. Natl. Herb. 16: 176. 1913. = *Ageratum corymbosum* Zuccagni.
- Coleosanthus abbreviatus* E. Greene, Pittonia 4: 125. 1900. = *Brickellia oblongifolia* Nutt.
- Coleosanthus adenocarpus* (B. Robinson) Arthur, Torreya 22: 30. 1922. = *Brickellia argyrolepis* B. Robinson.
- Coleosanthus albicaulis* Rydb., Bull. Torrey Bot. Club 31: 646. 1904. = *Brickellia californica* (Torrey & A. Gray) A. Gray.
- Coleosanthus ambigenus* E. Greene, Bull. Torrey Bot. Club 25: 118. 1898. = *Brickelliastrum fendleri* (A. Gray) R. King & H. Robinson.
- Coleosanthus amplexicaulis* (B. Robinson) Ortega, Cat. Sist. Pl. Sinaloa 27. 1929. = *Brickellia amplexicaulis* B. Robinson.
- Coleosanthus argutus* (B. Robinson) Blake, Contr. U. S. Natl. Herb. 23: 1483. 1926. = *Brickellia arguta* B. Robinson.
- Coleosanthus atractyloides* (A. Gray) Kuntze, Revis. Gen. Pl. 328. 1891. = *Brickellia atractyloides* A. Gray.
- Coleosanthus axillaris* E. Greene, Leaf. W. Bot. 1: 149. 1905. = *Brickellia californica* (Torrey & A. Gray) A. Gray.
- Coleosanthus baccharideus* (A. Gray) Kuntze, Revis. Gen. Pl. 328. 1891. = *Brickellia baccharidea* A. Gray.
- Coleosanthus betonicifolius* (A. Gray) Kuntze, Revis. Gen. Pl. 328. 1891. = *Brickellia betonicaefolia* A. Gray.
- Coleosanthus botterii* (B. Robinson) Blake, Contr. U. S. Natl. Herb. 23: 1482. 1926. = *Brickellia botterii* B. Robinson.
- Coleosanthus brachiatus* (A. Gray) Blake, Contr. U. S. Natl. Herb. 23: 1477. 1926. = *Brickellia brachiata* A. Gray.
- Coleosanthus brachyphyllus* (A. Gray) Kuntze, Revis. Gen. Pl. 328. 1891. = *Brickellia brachyphylla* (A. Gray) A. Gray.
- Coleosanthus brandegei* (B. Robinson) Blake, Contr. U. S. Natl. Herb. 23: 1483. 1926. = *Brickellia brandegei* B. Robinson.
- Coleosanthus californicus* (Torrey & A. Gray) Kuntze, Revis. Gen. Pl. 328. 1891. = *Brickellia californica* (Torrey & A. Gray) A. Gray.
- Coleosanthus cavanillesii* Cass., Dict. Sci. Nat. 10: 37. 1818. = *Brickellia cavanillesii* (Cass.) A. Gray.
- Coleosanthus cedrosensis* (E. Greene) E. Greene, Erythea 1: 54. 1893. = *Brickellia microphylla* (Nutt.) A. Gray.
- Coleosanthus chenopodinus* E. Greene in Wootton & Standley, Contr. U. S. Natl. Herb. 16: 177. 1913. = *Brickellia chenopodina* (E. Greene ex Wootton & Standley) B. Robinson.
- Coleosanthus congestus* Nelson, Bot. Gaz. (Crawfordsville) 31: 401. 1901. = *Brickellia grandiflora* (Hook.) Nutt.
- Coleosanthus cordifolius* (Elliott) Kuntze, Revis. Gen. Pl. 328. 1891. = *Brickellia cordifolia* Elliott.
- Coleosanthus corymbosus* (DC.) Kuntze, Revis. Gen. Pl. 328. 1891. = *Brickellia corymbosa* (DC.) A. Gray.
- Coleosanthus coulteri* (A. Gray) Kuntze, Revis. Gen. Pl. 328. 1891. = *Brickellia coulteri* A. Gray.
- Coleosanthus cuspidatus* (A. Gray) E. Greene, Erythea 1: 54. 1893. = *Brickellia cuspidata* S. Watson in A. Gray.
- Coleosanthus cylindraceus* (A. Gray & Engelm.) Kuntze, Revis. Gen. Pl. 328. 1891. = *Brickellia cylindracea* A. Gray & Engelm.
- Coleosanthus cymuliferus* (B. Robinson) Blake, Contr. U. S. Natl. Herb. 23: 1477. 1926. = *Kyrsteniopsis cymulifera* (B. Robinson) R. King & H. Robinson.
- Coleosanthus densus* E. Greene, Pittonia 4: 126. 1900. = *Brickellia lemmonii* A. Gray.
- Coleosanthus dentatus* (DC.) Kuntze, Revis. Gen. Pl. 328. 1891. = *Brickellia dentata* (DC.) Schultz-Bip.
- Coleosanthus desertorum* (Cov.) Cov., Contr. U. S. Natl. Herb. 4: 119. 1893. = *Brickellia desertorum* Cov.
- Coleosanthus diffusus* (Vahl) Kuntze, Revis. Gen. Pl. 328. 1891. = *Brickellia diffusa* (Vahl) A. Gray.
- Coleosanthus fendleri* (A. Gray) E. Greene, Pittonia 4: 237. 1901, nom. nud. = *Brickelliastrum fendleri* (A. Gray) R. King & H. Robinson.
- Coleosanthus floribundus* (A. Gray) Kuntze, Revis. Gen. Pl. 328. 1891. = *Brickellia floribunda* A. Gray.
- Coleosanthus frutescens* (A. Gray) Kuntze, Revis. Gen. Pl. 328. 1891. = *Brickellia frutescens* A. Gray.
- Coleosanthus galeottii* (A. Gray) Kuntze, Revis. Gen. Pl. 328. 1891. = *Brickellia veronicaefolia* (H. B. K.) A. Gray.
- Coleosanthus garrettii* Nelson, Proc. Biol. Soc. Wash. 20: 38. 1907. = *Brickellia grandiflora* (Hook.) Nutt.
- Coleosanthus glabratus* (Rose) Blake, Contr. U. S. Natl. Herb. 23: 1477. 1926. = *Brickellia glabrata* (Rose) B. Robinson.
- Coleosanthus glandulosus* (Llave in Llave & Lex.) Kuntze, Revis. Gen. Pl. 328. 1891. = *Brickellia glandulosa* (Llave in Llave & Lex.) McVaugh.
- Coleosanthus glomeratus* (Fern.) Blake, Contr. U. S. Natl. Herb. 23: 1479. 1926. = *Brickellia glomerata* Fern.
- Coleosanthus glutinosus* (A. Gray) Blake, Contr. U. S. Natl. Herb. 23: 1478. 1926. = *Brickellia glutinosa* A. Gray.
- Coleosanthus gracilipes* E. Greene, Pittonia 4: 237. 1901. = *Brickellia grandiflora* (Hook.) Nutt.
- Coleosanthus grandiflorus* (Hook.) Kuntze, Revis. Gen. Pl. 328. 1891. = *Brickellia grandiflora* (Hook.) Nutt.
- Coleosanthus greenei* (A. Gray) Kuntze, Revis. Gen. Pl. 328. 1891. = *Brickellia greenei* A. Gray.
- Coleosanthus hastatus* (Benth.) Kuntze, Revis. Gen. Pl. 328. 1891. = *Brickellia hastata* Benth.
- Coleosanthus hebecarpus* (DC.) Kuntze, Revis. Gen. Pl. 328. 1891. = *Brickellia hebecarpa* (DC.) A. Gray.
- Coleosanthus humilis* E. Greene, Pittonia 4: 124. 1900. = *Brickellia oblongifolia* Nutt.

- Coleosanthus hymenochlaenus* (A. Gray) Kuntze, Revis. Gen. Pl. 328. 1891. = *Brickellia hymenochlaena* A. Gray.
- Coleosanthus incanus* (A. Gray) Kuntze, Revis. Gen. Pl. 328. 1891. = *Brickellia incana* A. Gray.
- Coleosanthus knappianus* E. Greene, Erythea 1: 54. 1893. = *Brickellia knappiana* Drew in Greene.
- Coleosanthus laciniatus* (A. Gray) Kuntze, Revis. Gen. Pl. 328. 1891. = *Brickellia laciniata* A. Gray.
- Coleosanthus lanatus* (DC.) Kuntze, Revis. Gen. Pl. 328. 1891. = *Brickellia lanata* (DC.) A. Gray.
- Coleosanthus lancifolius* (S. Watson & Greenman) Blake, Contr. U. S. Natl. Herb. 23: 1480. 1926. = *Brickellia lancifolia* B. Robinson & Greenman.
- Coleosanthus lemmonii* (A. Gray) Kuntze, Revis. Gen. Pl. 328. 1891. = *Brickellia lemmonii* A. Gray.
- Coleosanthus linifolius* (Eaton) Kuntze, Revis. Gen. Pl. 328. 1891. = *Brickellia oblongifolia* Nutt.
- Coleosanthus longifolius* (S. Watson) Kuntze, Revis. Gen. Pl. 328. 1891. = *Brickellia longifolia* S. Watson.
- Coleosanthus macromerus* (B. Robinson) Blake, Contr. U. S. Natl. Herb. 23: 1483. 1926. = *Brickellia macromera* B. Robinson.
- Coleosanthus megalodontus* (Greenman) Arthur, Torreya 21: 12. 1921. = *Brickellia coulteri* A. Gray.
- Coleosanthus melissaeifolius* E. Greene, Leaf. Bot. Observ. Crit. 1: 150. 1905. = *Brickellia californica* (Torrey & A. Gray) A. Gray.
- Coleosanthus microphyllus* (Nutt.) Kuntze, Revis. Gen. Pl. 328. 1891. = *Brickellia microphylla* (Nutt.) A. Gray.
- Coleosanthus minor* (A. Gray) Daniels, Univ. Missouri Stud., Sci. Ser. 2: 2: 225. 1911. = *Brickellia grandiflora* (Hook.) Nutt.
- Coleosanthus modestus* E. Greene, Pittonia 4: 236. 1901. = *Brickelliastrum fendleri* (A. Gray) R. King & H. Robinson.
- Coleosanthus mohavensis* (A. Gray) Kuntze, Revis. Gen. Pl. 328. 1891. = *Brickellia oblongifolia* Nutt.
- Coleosanthus multiflorus* (Kellogg) Kuntze, Revis. Gen. Pl. 328. 1891. = *Brickellia multiflora* Kellogg.
- Coleosanthus nelsonii* (B. Robinson) Blake, Contr. U. S. Natl. Herb. 23: 1479. 1926. = *Brickellia nelsonii* B. Robinson.
- Coleosanthus nepetaefolius* E. Greene, Pittonia 4: 237. 1901. = *Brickelliastrum fendleri* (A. Gray) R. King & H. Robinson.
- Coleosanthus nevinii* (A. Gray) A. A. Heller, Cat. N. Amer. Pl. 8. 1898. = *Brickellia nevinii* A. Gray.
- Coleosanthus oblongifolius* (Nutt.) Kuntze, Revis. Gen. Pl. 328. 1891. = *Brickellia oblongifolia* Nutt.
- Coleosanthus oliganthus* (Less.) Kuntze, Revis. Gen. Pl. 328. 1891. = *Brickellia oliganthes* (Less.) A. Gray.
- Coleosanthus orizabaensis* (Klatt) Blake, Contr. U. S. Natl. Herb. 23: 1481. 1926. = *Brickellia orizabaensis* Klatt.
- Coleosanthus pacayensis* (Coulter) Coulter, Bot. Gaz. (Crawfordsville) 20: 46. 1895. = *Brickellia glandulosa* (Llave in Llave & Lex.) McVaugh.
- Coleosanthus pacayensis* (Coulter) Standley in Standley & Calderon, Lista Pl. Salvador 219. 1925, comb. superfl. = *Brickellia glandulosa* (Llave in Llave & Lex.) McVaugh.
- Coleosanthus palmeri* (A. Gray) Kuntze, Revis. Gen. Pl. 328. 1891. = *Brickellia palmeri* A. Gray.
- Coleosanthus paniculatus* (Miller) Standley in Standley & Calderon, Lista Pl. Salvador 219. 1925, nom. nud. = *Brickellia paniculata* (Miller) B. Robinson.
- Coleosanthus parryi* (A. Gray) Kuntze, Revis. Gen. Pl. 328. 1891. = *Brickellia parryi* A. Gray.
- Coleosanthus parvulus* (A. Gray) Kuntze, Revis. Gen. Pl. 328. 1891. = *Brickellia parvula* A. Gray.
- Coleosanthus pendulus* (Schrader) Kuntze, Revis. Gen. Pl. 328. 1891. = *Brickellia pendula* (Schrader) A. Gray.
- Coleosanthus peninsularis* (Brandege) Blake, Contr. U. S. Natl. Herb. 23: 1483. 1926. = *Brickellia peninsularis* Brandege.
- Coleosanthus petiolaris* (A. Gray) E. Greene, Bull. Torrey Bot. Club 25: 117. 1898. = *Brickellia grandiflora* (Hook.) Nutt.
- Coleosanthus pinifolius* (Gardner) Kuntze, Revis. Gen. Pl. 328. 1891. = *Pseudobrickellia brasiliensis* (Sprengel) R. King & H. Robinson.
- Coleosanthus polyanthemus* E. Greene, Pittonia 4: 126. 1900. = *Brickellia oliganthes* (Less.) A. Gray.
- Coleosanthus populifolius* E. Greene, Pittonia 4: 238. 1901. = *Brickellia grandiflora* (Hook.) Nutt.
- Coleosanthus pringlei* (A. Gray) Kuntze, Revis. Gen. Pl. 328. 1891. = *Brickellia pringlei* A. Gray.
- Coleosanthus reniformis* (A. Gray) Rydb., Bull. Torrey Bot. Club 31: 646. 1904. = *Brickellia californica* (Torrey & A. Gray) A. Gray.
- Coleosanthus reticulatus* (DC.) Kuntze, Revis. Gen. Pl. 328. 1891. = *Brickellia reticulata* (DC.) A. Gray.
- Coleosanthus rhomboideus* (E. Greene) E. Greene, Erythea 1: 54. 1893. = *Brickellia rhomboidea* E. Greene.
- Coleosanthus riddellii* (Torrey & A. Gray) Kuntze ex Small, Fl. S. E. U. S. 1177. 1903. = *Brickellia dentata* (DC.) Schultz-Bip.
- Coleosanthus rigidus* (Benth.) Kuntze, Revis. Gen. Pl. 328. 1891. = *Brickellia paniculata* (Miller) B. Robinson.
- Coleosanthus rusbyi* (rustyi) (A. Gray) Kuntze, Revis. Gen. Pl. 328. 1891. = *Brickellia rusbyi* A. Gray.
- Coleosanthus saltillensis* (B. Robinson) S. F. Blake, Contr. U. S. Natl. Herb. 23: 1481. 1926. = *Brickellia saltillensis* B. Robinson.
- Coleosanthus scaber* (A. Gray) E. Greene, Pittonia 3: 100. 1896. = *Brickellia scabra* (A. Gray) Nelson in Coulter & Nelson.
- Coleosanthus scoparius* (DC.) Kuntze, Revis. Gen. Pl. 328. 1891. = *Brickellia scoparia* (DC.) A. Gray.
- Coleosanthus secundiflorus* (Lagasca) Kuntze, Revis. Gen. Pl. 328. 1891. = *Brickellia secundiflora* (Lagasca) A. Gray.
- Coleosanthus seemannii* (A. Gray) Kuntze, Revis. Gen. Pl. 328. 1891. = *Brickellia seemannii* A. Gray.
- Coleosanthus seemannii* (A. Gray) Blake, Contr. U. S. Natl. Herb. 23: 1481. 1926, comb. superfl. = *Brickellia seemannii* A. Gray.
- Coleosanthus simplex* (A. Gray) Kuntze, Revis. Gen. Pl. 328. 1891. = *Brickellia simplex* A. Gray.
- Coleosanthus spinulosus* (A. Gray) Kuntze, Revis. Gen. Pl. 328. 1891. = *Brickellia spinulosa* A. Gray.
- Coleosanthus squamulosus* (A. Gray) Kuntze, Revis. Gen. Pl. 328. 1891. = *Asanthus squamulosus* (A. Gray) R. King & H. Robinson.
- Coleosanthus squarrosus* (Cav.) Kuntze, Revis. Gen. Pl. 327. 1891. = *Brickellia cavanillesii* (Cass.) A. Gray.
- Coleosanthus squarrosus* (Cav.) Blake, Contr. U. S. Natl. Herb. 23: 1481. 1926, comb. superfl. = *Brickellia cavanillesii* (Cass.) A. Gray.
- Coleosanthus tener* (A. Gray) Kuntze, Revis. Gen. Pl. 328. 1891. = *Brickellia californica* (Torrey & A. Gray) A. Gray.
- Coleosanthus thyrsoiflorus* (A. Gray) Kuntze, Revis. Gen. Pl. 328. 1891. = *Asanthus thyrsoiflorus* (A. Gray) R. King & H. Robinson.
- Coleosanthus tiliaceifolius* Cass., Dict. Sci. Nat. 24: 519. 1822. = *Hebeclinium macrophyllum* (L.) DC.
- Coleosanthus tomentellus* (A. Gray) Kuntze, Revis. Gen. Pl. 328. 1891. = *Brickellia tomentella* A. Gray.
- Coleosanthus umbellatus* E. Greene, Pittonia 4: 238. 1901. = *Brickellia grandiflora* (Hook.) Nutt.
- Coleosanthus venosus* Wooton & Standley, Contr. U. S. Natl. Herb. 16: 177. 1913. = *Brickellia venosa* (Wooton & Standley) B. Robinson.
- Coleosanthus venulosus* Nelson, Bot. Gaz. (Crawfordsville) 37: 262. 1904. = *Brickellia atractyloides* A. Gray.
- Coleosanthus verbenaceus* E. Greene, Pittonia 4: 125. 1900. = *Brickellia verbenacea* (E. Greene) B. Robinson.

- Coleosanthus vernicosus* (B. Robinson) Blake, Contr. U. S. Natl. Herb. 23: 1475. 1926. = *Brickellia vernicosa* B. Robinson.
- Coleosanthus veronicifolius* (H. B. K.) Kuntze, Revis. Gen. Pl. 328. 1891. = *Brickellia veronicaefolia* (H. B. K.) A. Gray.
- Coleosanthus watsonii* (B. Robinson) Rydb., Fl. Rocky Mts. 843. 1917. = *Brickellia watsonii* B. Robinson.
- Coleosanthus wislizenii* (A. Gray) Kuntze, Revis. Gen. Pl. 328. 1891. = *Brickellia wislizeni* A. Gray.
- Coleosanthus wootoni* E. Greene, Bull. Torrey Bot. Club 24: 511. 1897. = *Brickellia lemmonii* A. Gray.
- Coleosanthus wrightii* (A. Gray) Britton, Trans. New York Acad. Sci. 14: 43. 1894. = *Brickellia californica* (Torrey & A. Gray) A. Gray.
- Condylium cuatrecasii* R. King & H. Robinson, Phytologia 24: 381. 1972.
- Condylium iresinoides* (H. B. K.) R. King & H. Robinson, Phytologia 24: 381. 1972.
- Condylopodium cuatrecasii* R. King & H. Robinson, Phytologia 24: 398. 1972.
- Condylopodium fuliginosum* (H. B. K.) R. King & H. Robinson, Phytologia 24: 399. 1972.
- Condylopodium killipii* R. King & H. Robinson, Phytologia 24: 399. 1972.
- Condylopodium pennellii* R. King & H. Robinson, Phytologia 24: 399. 1972.
- Conocliniopsis prasiifolia* (DC.) R. King & H. Robinson, Phytologia 23: 308. 1972.
- Conoclinium acuminatum* Schultz-Bip. ex Baker, Fl. Bras. 6(2): 361. 1876, nom. nud. = *Barrosoa organensis* (Gardner) R. King & H. Robinson.
- Conoclinium adenolepis* Schultz-Bip. ex Baker, Fl. Bras. 6(2): 361. 1876, nom. nud. = *Eupatorium selloi* Baker, *Barrosoa*?
- Conoclinium affine* Gardner, London J. Bot. 5: 466. 1846. = *Barrosoa betonicaeformis* (DC.) R. King & H. Robinson.
- Conoclinium album* Martius, Del. Sem. Hort. Monac. 4. 1848, ignota.
- Conoclinium ballotaefolium* (H. B. K.) Schultz-Bip. ex Baker, Fl. Bras. 6(2): 360. 1876, nom. nud. = *Lourteigia ballotaefolia* (H. B. K.) R. King & H. Robinson.
- Conoclinium betonicaeforme* DC., Prodr. 5: 135. 1836. = *Barrosoa betonicaeformis* (DC.) R. King & H. Robinson.
- Conoclinium betonicifolium* (Miller) R. King & H. Robinson, Phytologia 19: 300. 1970.
- Conoclinium betonicum* DC., Prodr. 5: 135. 1836. = *Conoclinium betonicifolium* (Miller) R. King & H. Robinson.
- Conoclinium cerasifolium* Schultz-Bip. ex Baker, Fl. Bras. 6(2): 308. 1876, nom. nud. = *Guayania cerasifolia* (Baker) R. King & H. Robinson.
- Conoclinium coelestinum* (L.) DC., Prodr. 5: 135. 1836.
- Conoclinium dichotomum* Chapman, Bot. Gaz. (Crawfordsville) 3: 5. 1878. = *Conoclinium coelestinum* (L.) DC.
- Conoclinium dissectum* A. Gray, Pl. Wright. 1: 88. 1852. = *Conoclinium greggii* (A. Gray) Small.
- Conoclinium flaccidum* E. Greene, Pittonia 4: 274. 1901. = *Conoclinium coelestinum* (L.) DC.
- Conoclinium grandiflorum* Hort. ex Vilm., Vilm. Blumengaert., ed. 3, 1: 448. 1896, nom. nud. = *Ageratina vernalis* (Vatke & Kurtz) R. King & H. Robinson.
- Conoclinium greggii* (A. Gray) Small, Fl. S. E. U. S. 1169. 1903.
- Conoclinium hirsutissimum* Schultz-Bip. ex Baker, Fl. Bras. 6(2): 311. 1876, nom. nud. = *Dasycondylus hirsutissimus* (Baker) R. King & H. Robinson.
- Conoclinium humile* Benth., Pl. Hartw. 199. 1845. = *Lourteigia humilis* (Benth.) R. King & H. Robinson.
- Conoclinium ianthinum* Morren, Ann. Acad. Gand. 5: 173. 1849. = *Bartlettina sordida* (Less.) R. King & H. Robinson.
- Conoclinium integrifolium* (A. Gray) Small, Fl. S. E. U. S. 1170. 1903. = *Conoclinium betonicifolium* (Miller) R. King & H. Robinson.
- Conoclinium lasseauxii* Durand, Ind. Sem. Hort. Burdigala 15. 1872. = *Barrosoa candolleana* (Hook. & Arn.) R. King & H. Robinson.
- Conoclinium maritimum* Schultz-Bip. ex Baker, Fl. Bras. 6(2): 362. 1876, nom. nud. = *Barrosoa apiculata* (Gardner) R. King & H. Robinson.
- Conoclinium microcephalum* Schultz-Bip. ex Baker, Fl. Bras. 6(2): 364. 1876, nom. nud. = *Barrosoa candolleana* (Hook. & Arn.) R. King & H. Robinson.
- Conoclinium microphyllum* (L. f.) DC., Prodr. 5: 135. 1836. = *Lourteigia microphylla* (L. f.) R. King & H. Robinson.
- Conoclinium mikanioides* Schultz-Bip. ex Baker, Fl. Bras. 6(2): 306. 1876, nom. nud. = *Diacranthera crenata* (Schlechtend. in Martius) R. King & H. Robinson.
- Conoclinium nepetaefolium* E. Greene, Pittonia 4: 274. 1901. = *Conoclinium coelestinum* (L.) DC.
- Conoclinium oligolepis* Kunze, Linnaea 20: 19. 1847. = *Conoclinium betonicifolium* (Miller) R. King & H. Robinson, ?
- Conoclinium organense* (Gardner) Schultz-Bip. ex Baker, Fl. Bras. 6(2): 361. 1876, nom. nud. = *Barrosoa organensis* (Gardner) R. King & H. Robinson.
- Conoclinium palustre* Schultz-Bip. ex Baker, Fl. Bras. 6(2): 363. 1876, nom. nud. = *Barrosoa betonicaeformis* (DC.) R. King & H. Robinson.
- Conoclinium platylepis* Schultz-Bip. ex Baker, Fl. Bras. 6(2): 355. 1876, nom. nud. = *Dasycondylus platylepis* (Baker) R. King & H. Robinson.
- Conoclinium prasiifolium* DC., Prodr. 5: 135. 1836. = *Conocliniopsis prasiifolia* (DC.) R. King & H. Robinson.
- Conoclinium resinolum* (Sprengel) Schultz-Bip. ex Baker, Fl. Bras. 6(2): 306. 1876, nom. nud. = *Dasycondylus resinolum* (Sprengel) R. King & H. Robinson.
- Conoclinium rigidum* (DC.) Chapman, Bot. Gaz. (Crawfordsville) 3: 6. 1878. = *Chromolaena rigida* (Sw.) R. King & H. Robinson.
- Conoclinium rugosum* Turcz., Bull. Soc. Imp. Naturalistes Moscou 24(1): 168. 1851. = *Aristeguetia glutinosa* (Lam.) R. King & H. Robinson.
- Conoclinium scandens* Gardner, London J. Bot. 6: 437. 1847. = *Sphaereupatorium scandens* (Gardner) R. King & H. Robinson.
- Conoclinium semistriatum* Schultz-Bip. ex Baker, Fl. Bras. 6(2): 318. 1876, nom. nud. = *Bejaranoa semistriata* (Baker) R. King & H. Robinson.
- Conoclinium subglutinosum* A. Gray, Proc. Amer. Acad. Arts 5: 115. 1861. = *Barrosoa apiculata* (Gardner) R. King & H. Robinson.
- Conoclinium subglutinosum* (A. Gray) Schultz-Bip. ex Baker, Fl. Bras. 6(2): 362. 1876, nom. nud. = *Barrosoa apiculata* (Gardner) R. King & H. Robinson.
- Conoclinium subviscosum* (error for *subglutinosum*) A. Gray ex Baker, Fl. Bras. 6(2): 362. 1876, nom. nud. = *Barrosoa apiculata* (Gardner) R. King & H. Robinson.
- Conoclinium venulosum* E. Greene, Pittonia 4: 273. 1901. = *Conoclinium coelestinum* (L.) DC.
- Conoclinium vindex* Schultz-Bip. ex Baker, Fl. Bras. 6(2): 312. 1876, nom. nud. = *Chromolaena vindex* (DC.) R. King & H. Robinson.
- Coryza oblongifolia* Sprengel, Syst. Veg. Fl. Peruv. Chil. 3: 512. 1826. = *Stomatantes oblongifolia* (Sprengel) H. Robinson.
- Corethamnium chocoensis* R. King & H. Robinson, Phytologia 39: 55. 1978.
- Corynanthelium moronoa* Kunze, Linnaea 20: 19. 1847. = *Mikania glomerata* Sprengel, ?
- Cotula verbesina* L., Moen. Acad. 5: 407. 1760. = *Adenostemma verbesina* (L.) Kuntze.

- Critonia arachnoidea* (Legn.) R. King & H. Robinson, *Phytologia* 49: 4. 1981.
- Critonia aromatisans* (DC.) R. King & H. Robinson, *Phytologia* 22: 48. 1971.
- Critonia bartlettii* (B. Robinson) R. King & H. Robinson, *Phytologia* 22: 48. 1971.
- Critonia belizeana* B. Turner, *Phytologia* 52: 491. 1983. = *Critonia lanicaulis* (B. Robinson) R. King & H. Robinson.
- Critonia billbergiana* (Beurlien) R. King & H. Robinson, *Phytologia* 22: 48. 1971.
- Critonia breedlovei* R. King & H. Robinson, *Phytologia* 58: 260. 1985.
- Critonia campechensis* (B. Robinson) R. King & H. Robinson, *Phytologia* 22: 48. 1971.
- Critonia chrysocephala* (Klatt) R. King & H. Robinson, *Phytologia* 22: 48. 1971. = *Neurolaena lobata* (L.) R. Br. HELIANTHEAE.
- Critonia conzattii* (Greenman) R. King & H. Robinson, *Phytologia* 22: 48. 1971.
- Critonia dalea* (L.) DC., *Prodr.* 5: 140. 1836.
- Critonia daleoides* DC., *Prodr.* 5: 141. 1836.
- Critonia dominicensis* R. King & H. Robinson, *Phytologia* 23: 405. 1972.
- Critonia eggersii* (Hieron.) R. King & H. Robinson, *Phytologia* 22: 49. 1971.
- Critonia elliptica* Raf. ex DC., *Prodr.* 5: 178. 1836, nom. nud. = *Eupatorium rotundifolium* L.
- Critonia eriocarpa* (B. Robinson & Greenman) R. King & H. Robinson, *Phytologia* 22: 49. 1971.
- Critonia eupatorioides* Gaertner ex Steudel, *Nomencl. Bot.* 1: 441. 1840, nom. nud. = *Brickellia eupatorioides* (L.) Shinn.
- Critonia hebebotrya* DC., *Prodr.* 5: 141. 1836.
- Critonia hemipteropoda* (B. Robinson) R. King & H. Robinson, *Phytologia* 22: 49. 1971.
- Critonia heteroneura* Ernst, *Flora* 57: 210. 1874.
- Critonia hospitalis* (B. Robinson) R. King & H. Robinson, *Phytologia* 22: 49. 1971.
- Critonia iltisii* R. King & H. Robinson, *Phytologia* 39: 137. 1978.
- Critonia imbricata* Griseb., *Mem. Amer. Acad. Arts n. s.* 8: 512. 1863.
- Critonia inaequidens* (Urban) R. King & H. Robinson, *Phytologia* 22: 49. 1971.
- Critonia kuhnia* Gaertner, *Fruct. Sem. Pl.* 2: 411. T. 174, f. 7. 1791. = *Brickellia eupatorioides* (L.) Shinn.
- Critonia lanicaulis* (B. Robinson) R. King & H. Robinson, *Phytologia* 22: 49. 1971.
- Critonia laurifolia* (B. Robinson) R. King & H. Robinson, *Phytologia* 22: 49. 1971.
- Critonia lozanoana* (B. Robinson) R. King & H. Robinson, *Phytologia* 22: 49. 1971.
- Critonia macropoda* DC., *Prodr.* 5: 140. 1836.
- Critonia magistri* (L. O. Williams) R. King & H. Robinson, *Phytologia* 37: 457. 1977.
- Critonia megaphylla* (Baker) R. King & H. Robinson, *Phytologia* 49: 4. 1981.
- Critonia morifolia* (Miller) R. King & H. Robinson, *Phytologia* 22: 49. 1971.
- Critonia naiguatensis* (V. Badillo) R. King & H. Robinson, *Phytologia* 35: 499. 1977.
- Critonia nicaraguensis* (B. Robinson) R. King & H. Robinson, *Phytologia* 22: 50. 1971.
- Critonia parviflora* [Sw.] DC., *Prodr.* 5: 140. 1836.
- Critonia peninsularis* (Brandege) R. King & H. Robinson, *Phytologia* 22: 50. 1971.
- Critonia platychaeta* (Urban) R. King & H. Robinson, *Phytologia* 23: 405. 1972.
- Critonia portoricensis* (Urban) Britton & P. Wilson, *Sci. Surv. Porto Rico & Virgin Isl.* 6: 291. 1925.
- Critonia pseudo-dalea* DC., *Prodr.* 5: 140. 1836.
- Critonia quadrangularis* (DC.) R. King & H. Robinson, *Phytologia* 22: 50. 1971.
- Critonia sexangularis* (Klatt) R. King & H. Robinson, *Phytologia* 22: 50. 1971.
- Critonia spinaciaefolia* (DC.) R. King & H. Robinson, *Phytologia* 22: 50. 1971.
- Critonia stignatica* (Urban & Ekman) R. King & H. Robinson, *Phytologia* 22: 50. 1971.
- Critonia tenuifolia* (H. B. K.) V. Badillo, *Ernstia* 10: 10. 1982. = *Critoniella tenuifolia* (H. B. K.) R. King & H. Robinson.
- Critonia thyrsgera* (Hieron.) R. King & H. Robinson, *Phytologia* 22: 50. 1971.
- Critonia thyrsoides* (Mocino ex DC.) R. King & H. Robinson, *Phytologia* 22: 50. 1971.
- Critonia tuxtiae* R. King & H. Robinson, *Phytologia* 58: 262. 1985.
- Critoniadelphus microdon* (B. Robinson) R. King & H. Robinson, *Phytologia* 22: 53. 1971.
- Critoniadelphus nubigenus* (Benth.) R. King & H. Robinson, *Phytologia* 22: 53. 1971.
- Critoniella acuminata* (H. B. K.) R. King & H. Robinson, *Phytologia* 30: 285. 1975.
- Critoniella albertsmithii* (B. Robinson) R. King & H. Robinson, *Phytologia* 30: 285. 1975.
- Critoniella lebrijensis* (B. Robinson) R. King & H. Robinson, *Phytologia* 30: 285. 1975.
- Critoniella leucolithogena* (B. Robinson) R. King & H. Robinson, *Phytologia* 32: 284. 1975.
- Critoniella tenuifolia* (H. B. K.) R. King & H. Robinson, *Phytologia* 53: 392. 1983.
- Critoniella vargasiana* (DC.) R. King & H. Robinson, *Phytologia* 30: 285. 1975.
- Cronquistia pringlei* (S. Watson) R. King, *Brittonia* 20: 12. 1968.
- Cronquistianthus bishopii* R. King & H. Robinson, *Phytologia* 54: 40. 1983.
- Cronquistianthus bulliferus* (Blake) R. King & H. Robinson, *Phytologia* 49: 4. 1981.
- Cronquistianthus callacatensis* (Hieron.) R. King & H. Robinson, *Phytologia* 32: 284. 1975.
- Cronquistianthus celendinensis* R. King & H. Robinson, *Phytologia* 51: 179. 1982.
- Cronquistianthus chachapoyensis* R. King & H. Robinson, *Phytologia* 51: 180. 1982.
- Cronquistianthus chamaedrifolius* (H. B. K.) R. King & H. Robinson, *Phytologia* 23: 410. 1972.
- Cronquistianthus chotensis* (Hieron.) R. King & H. Robinson, *Phytologia* 23: 410. 1972.
- Cronquistianthus desmophyllus* (B. Robinson) R. King & H. Robinson, *Phytologia* 23: 411. 1972.
- Cronquistianthus determinatus* (B. Robinson) R. King & H. Robinson, *Phytologia* 51: 181. 1982.
- Cronquistianthus ferreyrii* R. King & H. Robinson, *Phytologia* 27: 395. 1974.
- Cronquistianthus glomeratus* (DC.) R. King & H. Robinson, *Phytologia* 23: 411. 1972.
- Cronquistianthus infantesii* R. King & H. Robinson, *Phytologia* 51: 181. 1982.
- Cronquistianthus kalenbornianus* (B. Robinson) R. King & H. Robinson, *Phytologia* 23: 411. 1972.
- Cronquistianthus lavandulaefolius* (DC.) R. King & H. Robinson, *Phytologia* 23: 411. 1972.
- Cronquistianthus leucophyllus* (H. B. K.) R. King & H. Robinson, *Phytologia* 23: 411. 1972.
- Cronquistianthus lopezmirandae* (Cabrera) R. King & H. Robinson, *Phytologia* 54: 40. 1983.
- Cronquistianthus macbridei* R. King & H. Robinson, *Phytologia* 51: 182. 1982.

- Cronquistianthus marrubifolius* (Hieron.) R. King & H. Robinson, *Phytologia* 27: 396. 1974.
- Cronquistianthus niveus* (H. B. K.) R. King & H. Robinson, *Phytologia* 23: 411. 1972.
- Cronquistianthus organoides* (H. B. K.) R. King & H. Robinson, *Phytologia* 23: 411. 1972.
- Cronquistianthus pseudorganoides* (Hieron.) R. King & H. Robinson, *Phytologia* 23: 411. 1972.
- Cronquistianthus rosei* R. King & H. Robinson, *Phytologia* 51: 182. 1982.
- Cronquistianthus rugosus* [H. B. K.] R. King & H. Robinson, *Phytologia* 23: 411. 1972. = *Cronquistianthus bulliferus* (Blake) R. King & H. Robinson.
- Cronquistianthus trianae* R. King & H. Robinson, *Phytologia* 56: 252. 1984.
- Cronquistianthus urubambensis* (B. Robinson) R. King & H. Robinson, *Phytologia* 23: 411. 1972.
- Cronquistianthus volkensis* (Hieron.) R. King & H. Robinson, *Phytologia* 23: 411. 1972.
- Crossothamnus weberbaueri* (Hieron.) R. King & H. Robinson, *Phytologia* 24: 78. 1972.
- Cunigunda perfoliata* (L.) Lunell, *Amer. Midl. Naturalist* 5: 35. 1917. = *Eupatorium perfoliatum* L.
- Cunigunda purpurea* (L.) Lunell, *Amer. Midl. Naturalist* 5: 35. 1917. = *Eupatorium purpureum* L.
- Cunigunda vulgaris* Bubani, *Fl. Pyren.* 2: 273. 1899. = *Eupatorium cannabinum* L.
- Dasycondylus debeauxii* (B. Robinson) R. King & H. Robinson, *Phytologia* 24: 189. 1972.
- Dasycondylus dusenii* R. King & H. Robinson, *Phytologia* 24: 189. 1972.
- Dasycondylus hirsutissimus* (Baker) R. King & H. Robinson, *Phytologia* 60: 80. 1986.
- Dasycondylus lobbii* (Klatt) R. King & H. Robinson, *Phytologia* 24: 190. 1972.
- Dasycondylus platylepis* (Baker) R. King & H. Robinson, *Phytologia* 24: 190. 1972.
- Dasycondylus regnellii* R. King & H. Robinson, *Phytologia* 24: 190. 1972.
- Dasycondylus resinus* (Sprengel) R. King & H. Robinson, *Phytologia* 24: 191. 1972.
- Dasycondylus riedelii* R. King & H. Robinson, *Phytologia* 24: 191. 1972.
- Dasycondylus santosii* R. King & H. Robinson, *Phytologia* 46: 296. 1980. = *Dasycondylus hirsutissimus* (Baker) R. King & H. Robinson.
- Decachaeta conferta* Gardner, *London J. Bot.* 5: 463. 1846. = *Acritopappus confertus* (Gardner) R. King & H. Robinson.
- Decachaeta haenkeana* DC., *Prodr.* 5: 133. 1836.
- Decachaeta incompta* (DC.) R. King & H. Robinson, *Brittonia* 21: 280. 1969.
- Decachaeta longifolia* Gardner, *London J. Bot.* 5: 462. 1846. = *Acritopappus longifolius* (Gardner) R. King & H. Robinson.
- Decachaeta ovandensis* (Grashoff & Beaman) R. King & H. Robinson, *Brittonia* 21: 397. 1969(1970).
- Decachaeta ovatifolia* (DC.) R. King & H. Robinson, *Brittonia* 21: 282. 1969.
- Decachaeta perornata* (Klatt) R. King & H. Robinson, *Phytologia* 21: 301. 1971.
- Decachaeta pyramidalis* (B. Robinson) Sundberg, R. Cowan & B. Turner, *Amer. J. Bot.* 73: 37. 1986. = *Erythradenia pyramidalis* (B. Robinson) R. King & H. Robinson.
- Decachaeta scabrella* (B. Robinson) R. King & H. Robinson, *Brittonia* 21: 283. 1969.
- Decachaeta seemanni* Benth. & Hook. f., *Gen. Pl.* 2: 239. 1873. = *Ageratella microphylla* (Schultz-Bip.) A. Gray ex S. Watson.
- Decachaeta thieleana* (Klatt ex T. Durand & Pittier) R. King & H. Robinson, *Brittonia* 21: 281. 1969.
- Diacranthera crenata* (Schlechtend. in Martius) R. King & H. Robinson, *Phytologia* 24: 193. 1972.
- Diacranthera ulei* R. King & H. Robinson, *Phytologia* 24: 193. 1972.
- Dimorpholepis anethifolia* (DC.) R. King & H. Robinson, *Phytologia* 22: 119. 1971. = *Mikania anethifolia* (DC.) Matzenbacher.
- Dimorpholepis coriacea* R. King & H. Robinson, *Phytologia* 22: 119. 1971. = *Symphypappus reticulatus* Baker.
- Dimorpholepis gaudichaudeana* (DC.) R. King & H. Robinson, *Phytologia* 22: 119. 1971. = *Grazielia gaudichaudeana* (DC.) R. King & H. Robinson.
- Dimorpholepis grazielae* R. King & H. Robinson, *Phytologia* 22: 119. 1971, nom. nov. = *Grazielia dimorpholepis* (Baker) R. King & H. Robinson.
- Dimorpholepis intermedia* (DC.) R. King & H. Robinson, *Phytologia* 22: 119. 1971. = *Grazielia intermedia* (DC.) R. King & H. Robinson.
- Dimorpholepis mollissima* (Schultz-Bip. ex Baker) R. King & H. Robinson, *Phytologia* 22: 119. 1971. = *Grazielia mollissima* (Schultz-Bip. ex Baker) R. King & H. Robinson.
- Dimorpholepis multifida* (DC.) R. King & H. Robinson, *Phytologia* 22: 119. 1971. = *Grazielia multifida* (DC.) R. King & H. Robinson.
- Dimorpholepis nummularia* (Hook. & Arn.) R. King & H. Robinson, *Phytologia* 22: 119. 1971. = *Grazielia nummularia* (Hook. & Arn.) R. King & H. Robinson.
- Dimorpholepis serrata* (Sprengel) R. King & H. Robinson, *Phytologia* 22: 119. 1971. = *Grazielia serrata* (Sprengel) R. King & H. Robinson.
- Dissothrix gardneri* A. Gray, *Hooker's J. Bot. Kew Gard. Misc.* 3: 223. T. 5. 1851. = *Dissothrix imbricata* (Gardner) B. Robinson.
- Dissothrix hassleriana* Chodat, *Bull. Herb. Boissier Ser. 2.* 1: 411. 1901. = *Stevia aristata* D. Don ex Hook. & Arn.
- Dissothrix imbricata* (Gardner) B. Robinson, *Proc. Amer. Acad. Arts* 42: 35. 1906.
- Disynaphia achillaea* (Chodat) R. King & H. Robinson, *Phytologia* 22: 124. 1971.
- Disynaphia albissima* (Hassler) R. King & H. Robinson, *Phytologia* 22: 124. 1971.
- Disynaphia calyculata* (Hook. & Arn.) R. King & H. Robinson, *Phytologia* 22: 124. 1971.
- Disynaphia ericoides* (DC.) R. King & H. Robinson, *Phytologia* 22: 124. 1971.
- Disynaphia filifolia* (Hassler) R. King & H. Robinson, *Phytologia* 22: 124. 1971.
- Disynaphia halimifolia* (DC.) R. King & H. Robinson, *Phytologia* 37: 457. 1977.
- Disynaphia ligulaefolia* (Hook. & Arn.) R. King & H. Robinson, *Phytologia* 22: 124. 1971.
- Disynaphia littoralis* (Cabrera) R. King & H. Robinson, *Phytologia* 22: 124. 1971.
- Disynaphia minutiflora* R. King & H. Robinson, *Phytologia* 46: 296. 1980.
- Disynaphia montevidensis* DC., *Prodr.* 7: 267. 1838. = *Disynaphia calyculata* (Hook. & Arn.) R. King & H. Robinson.
- Disynaphia multicrenulata* (Schultz-Bip. ex Baker) R. King & H. Robinson, *Phytologia* 22: 124. 1971.
- Disynaphia praeficta* (B. Robinson) R. King & H. Robinson, *Phytologia* 32: 284. 1975.
- Disynaphia radula* (Chodat) R. King & H. Robinson, *Phytologia* 22: 124. 1971.
- Disynaphia senecionidea* (Baker) R. King & H. Robinson, *Phytologia* 22: 124. 1971.
- Disynaphia spathulata* (Hook. & Arn.) R. King & H. Robinson, *Phytologia* 22: 125. 1971.

- Disynaphia tacuarembensis* (Hieron. & Arechav.) R. King & H. Robinson, *Phytologia* 60 :80. 1986.
- Disynaphia variolata* (B. Robinson) R. King & H. Robinson, *Phytologia* 22: 125. 1971.
- Dunantia achyranthes* DC., *Prodr.* 5: 627. 1836. = *Isocarpha oppositifolia* (L.) Cass.
- Dunantia microcephala* DC., *Prodr.* 5: 627. 1836. = *Isocarpha microcephala* (DC.) S. F. Blake.
- Dyscritogyne adenosperma* (Schultz-Bip.) R. King & H. Robinson, *Phytologia* 22: 159. 1971.
- Dyscritogyne dryophila* (B. Robinson) R. King & H. Robinson, *Phytologia* 22: 159. 1971.
- Eitenia polyseta* R. King & H. Robinson, *Phytologia* 44: 455. 1979.
- Eitenia praxeloides* R. King & H. Robinson, *Phytologia* 28: 282. 1974.
- Ellenbergia glandulata* Cuatrec., *Proc. Biol. Soc. Wash.* 77: 142. 1964.
- Eriopappus paniculatus* Hort. ex Loudon, *Encycl. Pl.* 688. 1836, nom. nud. = *Brickellia paniculata* (Miller) B. Robinson.
- Erythradenia pyramidalis* (B. Robinson) R. King & H. Robinson, *Brittonia* 21: 285. 1969.
- Eupatoriadelphus dubius* (Willd. ex Poiret) R. King & H. Robinson, *Phytologia* 19: 432. 1970. = *Eupatorium dubium* Willd. ex Poiret.
- Eupatoriadelphus fistulosus* (J. Barratt) R. King & H. Robinson, *Phytologia* 19: 432. 1970. = *Eupatorium fistulosum* J. Barratt.
- Eupatoriadelphus maculatus* (L.) R. King & H. Robinson, *Phytologia* 19: 432. 1970. = *Eupatorium maculatum* L.
- Eupatoriadelphus purpureus* (L.) R. King & H. Robinson, *Phytologia* 19: 432. 1970. = *Eupatorium purpureum* L.
- Eupatoriastrum angulifolium* (B. Robinson) R. King & H. Robinson, *Phytologia* 21: 306. 1971.
- Eupatoriastrum chlorostylum* B. Turner, *Phytologia* 59: 323. 1986.
- Eupatoriastrum clavisetum* V. Badillo, *Bol. Soc. Venez. Ci. Nat.* 238. 1943. = *Idiothamnus clavisetus* (V. Badillo) R. King & H. Robinson.
- Eupatoriastrum nelsonii* Greenman, *Proc. Amer. Acad. Arts* 39: 93. 1903.
- Eupatoriastrum opadoclinium* Blake, *J. Wash. Acad. Sci.* 28: 479. 1938. = *Chromolaena opadoclina* (Blake) R. King & H. Robinson.
- Eupatoriastrum triangulare* (DC.) B. Robinson, *Contr. Gray Herb.* 68: 34. 1923.
- Eupatorina sophiaefolia* (L.) R. King & H. Robinson, *Phytologia* 21: 397. 1971.
- Eupatoriopsis hoffmanniana* Hieron., *Bot. Jahrb. Syst.* 18: Beibl. 43: 46. 1893.
- Eupatorium aboriginum* E. Greene, *Pittonia* 4: 277. 1901. = *Ageratina altissima* (L.) R. King & H. Robinson.
- Eupatorium abronium* Klatt, *Ann. K. K. Naturhist. Hofmus.* 9: 355. 1894. = *Ageratina prunellaefolia* (H. B. K.) R. King & H. Robinson.
- Eupatorium achillaeae* Chodat, *Bull. Herb. Boissier Ser. 2.* 1: 411. 1901. = *Disynaphia achillaeae* (Chodat) R. King & H. Robinson.
- Eupatorium acuminatum* H. B. K., *Nov. Gen. Sp.* 4: 84. Ed. Folio. 1818. = *Critoniella acuminata* (H. B. K.) R. King & H. Robinson.
- Eupatorium acuminatum* D. Don, *Prodr. Fl. Nepal.* 171. 1825. = *Vernonia divergens* (Roxb.) Edgewood. VERNONIEAE.
- Eupatorium acuminatum* Hook. & Arn., *Companion Bot. Mag.* 1: 241. 1835. = *Neocabreria serrulata* (DC.) R. King & H. Robinson.
- Eupatorium acuminatum* Sprengel ex DC., *Prodr.* 5: 33. 1836, nom. nud. = *Vernonia saligna* (Roxb.) DC. VERNONIEAE.
- Eupatorium acuminatum* Wallich ex DC., *Prodr.* 5: 32. 1836, nom. nud. = *Vernonia arborea* Buch.-Ham. VERNONIEAE.
- Eupatorium acutidentatum* B. Robinson, *Proc. Amer. Acad. Arts* 43: 29. 1907. = *Ageratina acutidentata* (B. Robinson) R. King & H. Robinson.
- Eupatorium adamantium* Gardner, *London J. Bot.* 5: 477. 1846. = *Koanophyllon adamantium* (Gardner) R. King & H. Robinson.
- Eupatorium adenachaenium* Schultz-Bip. ex Klatt, *Leopoldina* 20: 75. 1884. = *Ageratina adenachaenia* (Schultz-Bip. ex Klatt) R. King & H. Robinson.
- Eupatorium adenanthum* DC., *Prodr.* 5: 164. 1836. = *Trichogoniopsis adenantha* (DC.) R. King & H. Robinson.
- Eupatorium adenochoetum* Schultz-Bip. ex Hemsley, *Biol. Cent.-Amer., Bot.* 2: 91. 1881, nom. nud. = *Ageratina adenachaenia* (Schultz-Bip. ex Klatt) R. King & H. Robinson.
- Eupatorium adenolepis* Schultz-Bip. ex Baker, *Fl. Bras.* 6(2): 291. 1876. = *Chromolaena adenolepis* (Schultz-Bip. ex Baker) R. King & H. Robinson.
- Eupatorium adenophorum* Sprengel, *Syst. Veg. Fl. Peruv. Chil.* 3: 420. 1826. = *Ageratina adenophora* (Sprengel) R. King & H. Robinson.
- Eupatorium adenospermum* Schultz-Bip., *Bot. Voy. Herald* 299. 1856. = *Dyscritogyne adenosperma* (Schultz-Bip.) R. King & H. Robinson.
- Eupatorium adpersum* Klatt, *Compos. Nov. Costaric.* [Bot. Beibl. Leopoldina] 1895: 1. 1895. = *Ageratina anisochroma* (Klatt) R. King & H. Robinson.
- Eupatorium adpersum* Klatt in T. Durand & Pittier, *Bull. Soc. Roy. Bot. Belgique* 35: 279. 1896. = *Ageratina anisochroma* (Klatt) R. King & H. Robinson.
- Eupatorium aegiophyllum* B. Robinson, *Proc. Amer. Acad. Arts* 35: 329. 1900. = *Ageratina aegiophylla* (B. Robinson) R. King & H. Robinson.
- Eupatorium aequinoctiale* B. Robinson, *Contr. Gray Herb.* 61: 4. 1920. = *Fleischmannia aequinoctialis* (B. Robinson) R. King & H. Robinson.
- Eupatorium affine* H. B. K., *Nov. Gen. Sp.* 4: 98. Ed. Folio. 1818. = *Ophryosporus chilca* (H. B. K.) Hieron.
- Eupatorium affine* Wender., *Schriften Ges. Beford. Gesamten Naturwiss. Marburg* 2: 261. 1831, ignota.
- Eupatorium affine* Hook. & Arn., *Companion Bot. Mag.* 1: 240. 1835. = *Chromolaena odorata* (L.) R. King & H. Robinson.
- Eupatorium affine* Mairet ex DC., *Prodr.* 7: 66. 1838, nom. nud. = *Acourtia hebeclada* DC. MUTISIAEAE.
- Eupatorium affine* Wender., *Linnaea* 16. Litt. 111. 1842, ignota.
- Eupatorium africanum* Oliver & Hieron., *Fl. Trop. Afr.* 3: 301. 1877. = *Stomatanthes africanus* (Oliver & Hieron.) R. King & H. Robinson.
- Eupatorium ageratifolium* DC., *Prodr.* 5: 173. 1836. = *Ageratina havanensis* (H. B. K.) R. King & H. Robinson.
- Eupatorium ageratifolium* var. *acuminatum* Coulter, *Contr. U. S. Natl. Herb.* 1: 39. 1890. = *Tamaulipa azurea* (DC.) R. King & H. Robinson.
- Eupatorium ageratifolium* var. *herbaceum* A. Gray, *Pl. Wright.* 1: 87. 1852.
- Eupatorium ageratoides* L. f., *Suppl. Pl.* 355. 1781. = *Ageratina altissima* (L.) R. King & H. Robinson.
- Eupatorium ageratoides* Bertero ex DC., *Prodr.* 5: 173. 1836, nom. nud. = *Ageratina havanensis* (H. B. K.) R. King & H. Robinson.
- Eupatorium ageratoides* var. *angustum* A. Gray, *Syn. Fl. N. Amer.* 1(2): 101. 1884. = *Ageratina altissima* (L.) R. King & H. Robinson.
- Eupatorium albertinae* A. Molina, *Ceiba* 16: 53. 1970. = *Cam-puloclinium macrocephalum* (Less.) DC.
- Eupatorium albertsmithii* B. Robinson, *Contr. Gray Herb.* 80: 12. 1928. = *Critoniella albertsmithii* (B. Robinson) R. King & H. Robinson.
- Eupatorium albescens* Gardner, *London J. Bot.* 6: 445. 1847. =

- Austro eupatorium silphifolium* (Martius) R. King & H. Robinson.
- Eupatorium albicaule* Schultz-Bip. ex Hemsley, Biol. Cent.-Amer., Bot. 2: 92. 1881. = *Koanophyllon albicaulis* (Schultz-Bip. ex Klatt) R. King & H. Robinson.
- Eupatorium albifrons* E. H. Krause, Sturm's Fl. Deutchl., ed. 2, 13: 34. 1905. = *Adenostyles alliariae* (Gouan) A. Kerner. SENECEONEAE.
- Eupatorium albissimum* Hassler, Feddes Repert. 11: 172. 1912. = *Disynaphia albissima* (Hassler) R. King & H. Robinson.
- Eupatorium album* L., Mant. Pl. 1: 111. 1767.
- Eupatorium album* Thunb., Fl. Jap. 308. 1784. = *Eupatorium chinense* L.
- Eupatorium album* Hemsley, Biol. Cent.-Amer., Bot. 2: 92. 1881, nom. nud. ignota.
- Eupatorium allaisii* Sennen, Bol. Soc. Iber. Ci. Nat. 28: 73. 1929. = *Eupatorium cannabinum* L.
- Eupatorium allenii* Standley, Publ. Field Mus. Nat. Hist., Bot. Ser. 18: 1457. 1938. = *Ageratina allenii* (Standley) R. King & H. Robinson.
- Eupatorium alpestre* Gardner, London J. Bot. 4: 116. 1845. = *Grazielia serrata* (Sprengel) R. King & H. Robinson.
- Eupatorium alternans* DC., Prodr. 5: 144. 1836. = *Chromolaena laevigata* (Lam.) R. King & H. Robinson.
- Eupatorium alternifolium* Ard., Animadv. Bot. Spec. Alt. 2: 40. 1764. = *Brickellia eupatorioides* (L.) Shinn.
- Eupatorium alternifolium* Schultz-Bip. ex Baker, Fl. Bras. 6(2): 333. 1876. = *Gyptis crassipes* (Hieron.) R. King & H. Robinson.
- Eupatorium altiscandens* McVaugh, Contr. Univ. Michigan Herb. 9: 390. 1972. = *Neomirandea araliaefolia* (Less.) R. King & H. Robinson.
- Eupatorium altissimum* L., Sp. Pl. 837. 1753.
- Eupatorium altissimum* (L.) Murray, Syst. Nat., ed. 13, 614. 1774, nom. illeg. = *Ageratina altissima* (L.) R. King & H. Robinson.
- Eupatorium amabile* Kitam., Acta Phytotax. Geobot. 1: 283. 1932.
- Eupatorium amarum* Vahl, Symb. Bot. 3: 93. 1794. = *Mikania parviflora* (Aublet) Karsten.
- Eupatorium ambiguum* × Hook., Companion Bot. Mag. 1: 96. 1835. = *Eupatorium semiserratatum* DC., and *Eupatorium serotinum* Michaux.
- Eupatorium amblyolaenum* Schultz-Bip. ex Baker, Fl. Bras. 6(2): 332. 1876, nom. nud. = *Campovassouria cruciata* (Vell. Conc.) R. King & H. Robinson.
- Eupatorium amblyolepis* B. Robinson, Proc. Amer. Acad. Arts 35: 330. 1900. = *Ageratina amblyolepis* (B. Robinson) R. King & H. Robinson.
- Eupatorium amethystinum* B. Robinson, Contr. Gray Herb. 77: 8. 1926. = *Aristeguetia amethystina* (B. Robinson) R. King & H. Robinson.
- Eupatorium amoenum* Pursh, Fl. Amer. Sept. 2: 514. 1814. = *Eupatorium dubium* Willd. ex Poir.
- Eupatorium amori* Cuatrec., Anales Ci. Univ. Madrid 4(2): 219. 1935. = *Ayapanopsis*?
- Eupatorium amphidictyum* DC., Prodr. 5: 163. 1836. = *Heterocondylus amphidictyus* (DC.) R. King & H. Robinson.
- Eupatorium amplifolium* A. Gray, Proc. Amer. Acad. Arts 15: 28. 1879. = *Ageratina rubricaulis* (H. B. K.) R. King & H. Robinson.
- Eupatorium amplum* Benth., Pl. Hartw. 200. 1845. = *Ageratina ampla* (Benth.) R. King & H. Robinson.
- Eupatorium amygdalinum* Lam., Encycl. 2: 408. 1788. = *Ayapana amygdalina* (Lam.) R. King & H. Robinson.
- Eupatorium anachoreticum* B. Robinson, Contr. Gray Herb. 104: 9. 1934. = *Chromolaena anachoretica* (B. Robinson) R. King & H. Robinson.
- Eupatorium anastomosans* DC. ex Steudel, Nomencl. Bot. 1: 606. 1840, nom. nud. = *Critonia aromatisans* (DC.) R. King & H. Robinson.
- Eupatorium anchisteam* Grashoff & Beaman, Rhodora 71: 567. 1969. = *Ageratina anchistea* (Grashoff & Beaman) R. King & H. Robinson.
- Eupatorium andinum* B. Robinson, Contr. Gray Herb. 77: 9. 1926. = *Ayapanopsis andina* (B. Robinson) R. King & H. Robinson.
- Eupatorium anethifolium* DC., Prodr. 5: 182. 1836. = *Mikania anethifolia* (DC.) Matzenbacher.
- Eupatorium angosturiae* Polak., Linnaea 41: 575. 1877. = *Erechtites valerianae* (Wolf) DC. SENECEONEAE.
- Eupatorium angulare* B. Robinson, Contr. Gray Herb. 96: 19. 1931, nom. nov. = *Neomirandea angularis* (B. Robinson) R. King & H. Robinson.
- Eupatorium angulicaule* Schultz-Bip. ex Baker, Fl. Bras. 6(2): 287. 1876. = *Austrocritonia angulicaulis* (Schultz-Bip. ex Baker) R. King & H. Robinson.
- Eupatorium angulicaulis* Lasser & Maguire, Brittonia 7: 88. 1950. = *Guayania yaviana* (Lasser & Maguire) R. King & H. Robinson.
- Eupatorium angulifolium* B. Robinson, Contr. Gray Herb. 65: 46. 1922. = *Eupatoriastrium angulifolium* (B. Robinson) R. King & H. Robinson.
- Eupatorium angulosum* Glaz., Bull. Soc. Bot. France Mem. 3. 56: 390. 1909, nom. nud. = *Heterocondylus grandis* (Schultz-Bip. ex Baker) R. King & H. Robinson.
- Eupatorium angustatum* (A. Gray) E. Greene, Pittonia 4: 277. 1901. = *Ageratina altissima* (L.) R. King & H. Robinson.
- Eupatorium angusticeps* Malme, Ark. Bot. 24a(6): 25. 1932. = *Chromolaena angusticeps* (Malme) R. King & H. Robinson.
- Eupatorium angustifolium* (H. B. K.) Sprengel, Syst. Veg. 3: 415. 1826. = *Ageratina asclepiadea* (L. f.) R. King & H. Robinson.
- Eupatorium angustissimum* Sprengel ex Baker, Fl. Bras. 6(2): 325. 1876. = *Pseudobrickellia angustissima* (Sprengel ex Baker) R. King & H. Robinson.
- Eupatorium anisochromum* Klatt in T. Durand & Pittier, Bull. Soc. Roy. Bot. Belgique 31: 186. 1892. = *Ageratina anisochroma* (Klatt) R. King & H. Robinson.
- Eupatorium anisodontum* B. Robinson, Proc. Amer. Acad. Arts 55: 6. 1919. = *Aristeguetia anisodonta* (B. Robinson) R. King & H. Robinson.
- Eupatorium anisopodium* B. Robinson, Proc. Amer. Acad. Arts 36: 477. 1901. = *Fleischmannia anisopoda* (B. Robinson) R. King & H. Robinson.
- Eupatorium anomalum* Nash, Bull. Torrey Bot. Club 23: 106. 1896.
- Eupatorium antiquorum* Standley & Steyer., Publ. Field Mus. Nat. Hist., Bot. Ser. 22: 302. 1940. = *Fleischmannia antiquorum* (Standley & Steyer.) R. King & H. Robinson.
- Eupatorium apense* Chodat, Bull. Herb. Boissier Ser. 2. 3: 708. 1903. = *Austro eupatorium apense* (Chodat) R. King & H. Robinson.
- Eupatorium apiculatum* Gardner, London J. Bot. 5: 476. 1846. = *Barrosoa apiculata* (Gardner) R. King & H. Robinson.
- Eupatorium apollinairei* B. Robinson, Proc. Amer. Acad. Arts 54: 236. 1918. = *Ageratina apollinairei* (B. Robinson) R. King & H. Robinson.
- Eupatorium appendiculatum* Less. ex Baker, Fl. Bras. 6(2): 365. 1876, nom. nud. = *Urolepis hecatantha* (DC.) R. King & H. Robinson.
- Eupatorium arachnoideum* Legn., Lilloa 34: 51(-53). 1975. = *Critonia arachnoidea* (Legn.) R. King & H. Robinson.
- Eupatorium araliaefolium* Less., Linnaea 6: 403. 1831. = *Neomirandea araliaefolia* (Less.) R. King & H. Robinson.
- Eupatorium arborescens* M. E. Jones, Contr. W. Bot. 12: 43. 1908. = *Koanophyllon palmeri* (A. Gray) R. King & H. Robinson.
- Eupatorium arboreum* H. B. K., Nov. Gen. Sp. 4: 103. Ed. Folio.



1818. = *Aristeguetia arborea* (H. B. K.) R. King & H. Robinson.
- Eupatorium arboreum* Reinw. ex Vriese, Pl. Ind. Bat. Orient. 129. 1857. = *Vernonia cinerea* (L.) Less. VERNONIEAE.
- Eupatorium arbutifolium* Benth., Pl. Hartw. 199. 1845. = *Ageratina arbutifolia* (Benth.) R. King & H. Robinson.
- Eupatorium arcuans* B. Robinson, Proc. Amer. Acad. Arts 54: 237. 1918. = *Asphondianthus arcuans* (B. Robinson) R. King & H. Robinson.
- Eupatorium arechavaletae* Baker, J. Bot. 16: 78. 1878. = *Vernonia echioides* Less. VERNONIEAE.
- Eupatorium areolare* DC., Prodr. 5: 169. 1836. = *Piptothrix areolaris* (DC.) R. King & H. Robinson.
- Eupatorium areolatum* Perr. ex DC., Prodr. 5: 12. 1836, nom. nud. = *Piptothrix areolaris* (DC.) R. King & H. Robinson.
- Eupatorium argenteum* Wallich, Num. List Dr. Pl. 3166. 1831, nom. nud. = *Eupatorium cannabinum* L., ?
- Eupatorium argutum* H. B. K., Nov. Gen. Sp. 4: 94. Ed. Folio. 1818. = *Fleischmannia arguta* (H. B. K.) B. Robinson.
- Eupatorium aristei* B. Robinson, Proc. Amer. Acad. Arts 55: 6. 1919. = *Ageratina aristei* (B. Robinson) R. King & H. Robinson.
- Eupatorium arizonicum* (A. Gray) E. Greene, Pittonia 4: 280. 1901. = *Ageratina herbacea* (A. Gray) R. King & H. Robinson.
- Eupatorium arizonicum* (A. Gray) Nelson, Bot. Gaz. (Crawfordsville) 53: 226. 1912, comb. superfl. = *Ageratina herbacea* (A. Gray) R. King & H. Robinson.
- Eupatorium armani* Balbis, Hort. Taur. Stirp. 27. Pl. 6. 1810. = *Clibadium armanii* (Balbis) Baker. HELIANTHEAE.
- Eupatorium arnottianum* Griseb., Goett. Abh. 24: 169. 1879. = *Chromolaena arnottiana* (Griseb.) R. King & H. Robinson.
- Eupatorium arnottii* Baker, Fl. Bras. 6(2): 323. 1876. = *Austrobrickellia arnottii* (Baker) R. King & H. Robinson.
- Eupatorium aromaticum* L., Sp. Pl. 839. 1753. = *Ageratina aromatica* (L.) Spach.
- Eupatorium aromaticum* Sieber ex Steudel, Nomencl. Bot. 1: 606. 1840, nom. nud. = *Brickellia diffusa* (Vahl) A. Gray.
- Eupatorium aromatisans* DC., Prodr. 5: 150. 1836. = *Critonia aromatisans* (DC.) R. King & H. Robinson.
- Eupatorium arrayanum* Gardner, London J. Bot. 6: 439. 1847. = *Chromolaena arrayana* (Gardner) R. King & H. Robinson.
- Eupatorium arsenei* B. Robinson, Contr. Gray Herb. 104: 10. 1934. = *Ageratina arsenei* (B. Robinson) R. King & H. Robinson.
- Eupatorium artemisiifolium* Griseb., Goett. Abh. 24: 171. 1879. = *Gyptis artemisifolia* (Griseb.) R. King & H. Robinson.
- Eupatorium arthrodes* B. Robinson, Contr. Gray Herb. 68: 8. 1923. = *Neomirandea arthrodes* (B. Robinson) R. King & H. Robinson.
- Eupatorium articulatum* Schultz-Bip. ex Hieron. in Urban, Bot. Jahrb. Syst. 40: 385. 1908. = *Ageratina articulata* (Schultz-Bip. ex Hieron.) R. King & H. Robinson.
- Eupatorium ascendens* Martius ex Baker, Fl. Bras. 6(2): 344. 1876, nom. nud. = *Chromolaena decumbens* Gardner.
- Eupatorium ascendens* Schultz-Bip. ex Baker, Fl. Bras. 6(2): 296. 1876. = *Chromolaena ascendens* (Schultz-Bip. ex Baker) R. King & H. Robinson.
- Eupatorium aschenbornianum* Schauer, Linnaea 19: 720. 1847. = *Ageratina bustamenta* (DC.) R. King & H. Robinson.
- Eupatorium asclepiadeum* DC., Prodr. 5: 148. 1836. = *Canpovassouria cruciata* (Vell. Conc.) R. King & H. Robinson.
- Eupatorium asperifolium* Schultz-Bip., Linnaea 30: 182. 1859-1860. = *Austro eupatorium silphifolium* (Martius) R. King & H. Robinson.
- Eupatorium asperrimum* Schultz-Bip. ex Baker, Fl. Bras. 6(2): 292. 1876. = *Chromolaena asperrima* (Schultz-Bip. ex Baker) R. King & H. Robinson.
- Eupatorium asperulaceum* Baker, Fl. Bras. 6(2): 342. 1876. = *Praxelis asperulacea* (Baker) R. King & H. Robinson.
- Eupatorium asperum* Roxb., Fl. Ind. 3: 415. 1832. = *Vernonia aspera* (Roxb.) Ham. VERNONIEAE.
- Eupatorium astillerum* B. Turner, Wrightia 5: 353. 1977. = *Ageratina iniquihuana* (B. Turner) R. King & H. Robinson.
- Eupatorium atrescens* B. Robinson, Contr. Gray Herb. 77: 9. 1926. = *Badilloa atrescens* (B. Robinson) R. King & H. Robinson.
- Eupatorium atriplicifolium* Hort. ex Lam., Encycl. 2: 407. 1788. = *Chromolaena corymbosa* (Aublet) R. King & H. Robinson.
- Eupatorium atriplicifolium* Vahl, Bidr. Beskr. Ste Croix 302. 1793, Symb. Bot. 3: 96. 1794. = *Chromolaena odorata* (L.) R. King & H. Robinson.
- Eupatorium atrocordatum* B. Robinson, Contr. Gray Herb. 104: 12. 1934. = *Ageratina atrocordata* (B. Robinson) R. King & H. Robinson.
- Eupatorium atroglandulosum* Alain, Contr. Ocas. Mus. Hist. Nat. Colegio "De La Salle" 18: 3. 1960. = *Koanophyllon atroglandulosum* (Alain) R. King & H. Robinson.
- Eupatorium atromontanum* Nelson, Bot. Gaz. (Crawfordsville) 31: 400. 1901. = *Eupatorium maculatum* L.
- Eupatorium atropurpureum* Sesse & Mocino, Pl. Nov. Hisp. 135. 1889, Naturaleza (Mexico City), ser. 2(1): 126. App. Ed. 2. 1893. = *Vernonia alamanii* DC. VERNONIEAE.
- Eupatorium atrorubens* Nicholson, Ill. Dict. Gard. 1: 540. 1885. = *Bartlettina sordida* (Less.) R. King & H. Robinson.
- Eupatorium aureo-viride* Chodat, Bull. Herb. Boissier Ser. 2: 2: 309. 1902. = *Gyptis vernoniopsis* (Schultz-Bip. ex Baker) R. King & H. Robinson.
- Eupatorium auriculatum* Lam., Encycl. 2: 411. 1788. = *Senecio deltoideus* Less. SENECTIONEAE.
- Eupatorium auriculatum* Vahl, Symb. Bot. 3: 95. 1794. = *Senecio penicillatus* (Cass.) Schultz-Bip. SENECTIONEAE.
- Eupatorium austerum* B. Robinson, Contr. Gray Herb. 68: 9. 1923. = *Chromolaena austera* (B. Robinson) R. King & H. Robinson.
- Eupatorium australe* Thunb., Pl. Bras. 2: 26. 1818. = *Chromolaena laevigata* (Lam.) R. King & H. Robinson.
- Eupatorium australe* Bartling, Ind. Sem. Hort. Acad. Gott. 9: t. 310. 1837, Linnaea 12. Litt. 81. 1839. = *Ageratina glechonophylla* (Less.) R. King & H. Robinson, ?
- Eupatorium axillare* (Torrey & A. Gray) Mocino & Sesse ex DC., Prodr. 5: 138. 1836, nom. nud. = *Brickellia californica* (Torrey & A. Gray) A. Gray.
- Eupatorium axilliflorum* Griseb., Goett. Abh. 19: 121. 1874. = *Ophryesporus axilliflorus* (Griseb.) Hieron.
- Eupatorium aya-pana* Vent., Jard. Malmaison 3. T. 3. 1803. = *Ayapana triplinervis* (Vahl) R. King & H. Robinson.
- Eupatorium ayapanoides* Griseb., Cat. Pl. Cub. 146. 1866. = *Koanophyllon ayapanoides* (Griseb.) R. King & H. Robinson.
- Eupatorium azangaroense* Schultz-Bip. ex Wedd., Chlor. And. 1: 217. 1857. = *Ageratina azangaroensis* (Schultz-Bip. ex Wedd.) R. King & H. Robinson.
- Eupatorium azureum* DC., Prodr. 5: 168. 1836. = *Tamaulipia azurea* (DC.) R. King & H. Robinson.
- Eupatorium baccharifolium* Gardner, London J. Bot. 4: 117. 1845. = *Koanophyllon baccharifolium* (Gardner) R. King & H. Robinson.
- Eupatorium baccharoides* H. B. K., Nov. Gen. Sp. 4: 132. Ed. Folio. 1818. = *Ageratina baccharoides* (H. B. K.) R. King & H. Robinson.
- Eupatorium bacleanum* DC., Prodr. 5: 157. 1836. = *Gyptis commersonii* Cass.
- Eupatorium badium* Klatt in T. Durand & Pittier, Bull. Soc. Roy. Bot. Belgique 31: 186. 1892. = *Ageratina badia* (Klatt) R. King & H. Robinson.
- Eupatorium bahamense* Northrop, Mem. Torrey Bot. Club 12:

70. Pl. 19. 1902. = *Chromolaena bahamensis* (Northrop) R. King & H. Robinson.
- Eupatorium bahamense* Urban, Symb. Antill. 3: 391. 1903. = *Chromolaena bahamensis* (Northrop) R. King & H. Robinson.
- Eupatorium bakerianum* B. Robinson, Contr. Gray Herb. 75: 5. 1925, nom. nov. = *Austrobrickellia bakerianum* (B. Robinson) R. King & H. Robinson.
- Eupatorium balansae* Hieron., Bot. Jahrb. Syst. 22: 778. 1897. = *Bejaranoa balansae* (Hieron.) R. King & H. Robinson.
- Eupatorium ballii* Oliver, Hooker's Icon. Pl. 15: 49. 1884. = *Aristeguetia ballii* (Oliver) R. King & H. Robinson.
- Eupatorium ballotaefolium* H. B. K., Nov. Gen. Sp. 4: 95. Ed. Folio. 1818. = *Lourteigia ballotaefolia* (H. B. K.) R. King & H. Robinson.
- Eupatorium bangii* Rusby, Mem. Torrey Bot. Club 6: 56. 1896. = *Chromolaena bangii* (Rusby) R. King & H. Robinson.
- Eupatorium barahonense* Urban, Feddes Repert. 17: 10. 1921. = *Koanophyllon barahonense* (Urban) R. King & H. Robinson.
- Eupatorium barbacense* Hieron., Bot. Jahrb. Syst. 22: 750. 1897. = *Chromolaena barbacensis* (Hieron.) R. King & H. Robinson.
- Eupatorium barclayanum* Benth., Bot. Voy. Sulphur 112. 1845. = *Ayapana amygdalina* (Lam.) R. King & H. Robinson.
- Eupatorium barranquillense* Hieron., Bot. Jahrb. Syst. 28: 564. 1901. = *Chromolaena barranquillensis* (Hieron.) R. King & H. Robinson.
- Eupatorium bartlettii* B. Robinson, Contr. Gray Herb. 100: 11. 1932. = *Critonia bartlettii* (B. Robinson) R. King & H. Robinson.
- Eupatorium bartlingianum* Steudel, Nomencl. Bot. 1: 606. 1840, nom. nud. = *Ageratina glechonophylla* (Less.) R. King & H. Robinson, ?
- Eupatorium bartsiaefolium* DC., Prodr. 5: 147. 1836. = *Chromolaena hirsuta* (Hook. & Arn.) R. King & H. Robinson.
- Eupatorium bartsioides* Schultz-Bip. ex Baker, Fl. Bras. 6(2): 295. 1876, nom. nud. = *Chromolaena hirsuta* (Hook. & Arn.) R. King & H. Robinson.
- Eupatorium basifolium* Malme, Ark. Bot. 24a(8): 30. 1932. = *Praxelis basifolia* (Malme) R. King & H. Robinson.
- Eupatorium bathyphlebium* B. Robinson, Contr. Gray Herb. 100: 12. 1932. = *Chromolaena bathyphlebia* (B. Robinson) R. King & H. Robinson.
- Eupatorium bellidifolium* Benth., Pl. Hartw. 43. 1840. = *Ageratina bellidifolia* (Benth.) R. King & H. Robinson.
- Eupatorium beneolens* B. Robinson, Contr. Gray Herb. 73: 5. 1924. = *Hebeclinium beneolens* (B. Robinson) R. King & H. Robinson.
- Eupatorium benguetense* C. Robinson, Philipp. J. Sci. 3: 217. 1908.
- Eupatorium benjamin-lincolnii* Steyerl., Fieldiana, Bot. 28(3): 635. 1953, nom. nov. = *Symphyopappus reticulatus* Baker.
- Eupatorium benthamii* Klatt, Leopoldina 20: 90. 1884. = *Bartlettina macrocephala* (Benth.) R. King & H. Robinson.
- Eupatorium bergantinense* V. Badillo, Bol. Soc. Venez. Ci. Nat. 10: 294. 1946. = *Fleischmannia bergantinensis* (V. Badillo) R. King & H. Robinson.
- Eupatorium berlandieri* DC., Prodr. 5: 167. 1836. = *Ageratina havanensis* (H. B. K.) R. King & H. Robinson.
- Eupatorium berlandieri* A. Gray, Rep. U. S. Mex. Bound., Bot. 76. 1859. = *Ageratina occidentalis* (Hook.) R. King & H. Robinson.
- Eupatorium berterianum* (Sprengel) Colla, Mem. Reale Acc. Sci. Torino 33: 130. 1829. = *Fleischmannia microstemon* (Cass.) R. King & H. Robinson.
- Eupatorium bertholdii* Schultz-Bip., Bot. Voy. Herald 299. 1856. = *Chromolaena bertholdii* (Schultz-Bip.) R. King & H. Robinson.
- Eupatorium betonicaeforme* (DC.) Baker, Fl. Bras. 6(2): 362. 1876. = *Barrosoa betonicaeformis* (DC.) R. King & H. Robinson.
- Eupatorium betonicifolium* Miller, Gard. Dict. ed. 8, 9. 1768. = *Conoclinium betonicifolium* (Miller) R. King & H. Robinson.
- Eupatorium betonicum* Hemsley, Biol. Cent.-Amer., Bot. 2: 93. 1881, nom. nud. = *Conoclinium betonicifolium* (Miller) R. King & H. Robinson.
- Eupatorium betulaeifolium* (E. Greene) B. Robinson, Proc. Amer. Acad. Arts 43: 29. 1907. = *Ageratina betulaeifolia* (E. Greene) R. King & H. Robinson.
- Eupatorium biceps* ex Vatke, Bot. Zeitung (Berlin) 30: 719. 1872. = *Ageratina ligustrina* (DC.) R. King & H. Robinson.
- Eupatorium bicolor* Lam. ex DC., Prodr. 6: 326. 1837, nom. nud. = *Gynoxys buxifolia* (H. B. K.) Cass. SENECEONEAE.
- Eupatorium bigelovii* A. Gray, Rep. U. S. Mex. Bound., Bot. 75. 1859. = *Chromolaena bigelovii* (A. Gray) R. King & H. Robinson.
- Eupatorium billbergianum* Beurlin, Kongl. Vetensk. Acad. Handl. 134. 1854. = *Critonia billbergiana* (Beurlin) R. King & H. Robinson.
- Eupatorium bimatum* Standley & L. O. Williams, Ceiba 3: 64. 1952. = *Fleischmannia microstemon* (Cass.) R. King & H. Robinson.
- Eupatorium birmanicum* DC., Prodr. 5: 179. 1836. = *Eupatorium cannabinum* L. ?
- Eupatorium blakei* B. Robinson, Contr. Gray Herb. 61: 5. 1920. = *Fleischmannia blakei* (B. Robinson) R. King & H. Robinson.
- Eupatorium blanchetii* Schultz-Bip. ex Baker, Fl. Bras. 6(2): 351. 1876. = *Lasiolaena blanchetii* (Schultz-Bip. ex Baker) R. King & H. Robinson.
- Eupatorium blepharilepis* Schultz-Bip., Bot. Voy. Herald 300. 1856. = *Ageratina blepharilepis* (Schultz-Bip.) R. King & H. Robinson.
- Eupatorium blumenavii* Hieron., Bot. Jahrb. Syst. 22: 784. 1897. = *Macropodina blumenavii* (Hieron.) R. King & H. Robinson.
- Eupatorium bogotense* DC., Prodr. 5: 181. 1836. = *Ageratina baccharoides* (H. B. K.) R. King & H. Robinson.
- Eupatorium bonplandianum* Schultz-Bip. ex Hieron., Bot. Jahrb. Syst. 29: 4. 1900, nom. nud. = *Koanophyllon solidaginoides* (H. B. K.) R. King & H. Robinson.
- Eupatorium boreale* E. Greene, Rhodora 3: 83. 1901. = *Ageratina altissima* (L.) R. King & H. Robinson.
- Eupatorium borinquense* (Britton) B. Robinson, Contr. Gray Herb. 80: 15. 1928. = *Chromolaena borinquensis* (Britton) R. King & H. Robinson.
- Eupatorium borregoianum* M. Gomez, Dicc. Bot. Nom. Vulg. Cub. Pue.-Riq. 55. 1889, nom. nud. = *Mikania ranunculifolia* Rich. ex Sagra.
- Eupatorium boyacense* B. Robinson, Contr. Gray Herb. 104: 13. 1934. = *Ageratina boyacensis* R. King & H. Robinson.
- Eupatorium brachiatum* Sw. ex Wikstr., Kongl. Vetensk. Acad. Handl. 71. 1827. = *Chromolaena odorata* (L.) R. King & H. Robinson.
- Eupatorium brachychaetum* B. Robinson, Proc. Amer. Acad. Arts 51: 532. 1916. = *Antillia brachychaeta* (B. Robinson) R. King & H. Robinson.
- Eupatorium bracteatum* Hook. & Arn., Companion Bot. Mag. 1: 239. 1835. = *Chromolaena congesta* (Hook. & Arn.) R. King & H. Robinson.
- Eupatorium bracteatum* Gardner, London J. Bot. 5: 472. 1846. = *Stomatanthus pernambucensis* (B. Robinson) H. Robinson.
- Eupatorium brandegeanum* B. Robinson, Contr. Gray Herb. 68: 10. 1923. = *Ageratina brandegeana* (B. Robinson) R. King & H. Robinson.
- Eupatorium brasiliense* Sprengel, Syst. Veg. Fl. Peruv. Chil. 3: 417. 1826. = *Pseudobrickellia brasiliensis* (Sprengel) R. King & H. Robinson.
- Eupatorium braunii* Polak., Linnaea 41: 576. 1877. = *Baccharis pedunculata* (Miller) Cabrera. ASTEREA.

- Eupatorium brenesii* Standley, Publ. Field Mus. Nat. Hist., Bot. Ser. 18: 1461. 1938. = *Neomirandea standleyi* (B. Robinson) R. King & H. Robinson.
- Eupatorium breviflorum* Alain, Contr. Ocas. Mus. Hist. Nat. Colegio "De La Salle" 18: 4. 1960. = *Koanophyllon breviflorum* (Alain) R. King & H. Robinson.
- Eupatorium brevipes* DC., Prodr. 5: 168. 1836. = *Ageratina brevipes* (DC.) R. King & H. Robinson.
- Eupatorium brevipetiolatum* Schultz-Bip. ex Baker, Fl. Bras. 6(2): 335. In Obs. 1876, nom. nud. = *Grazielia*.
- Eupatorium brevipetiolatum* Schultz-Bip. ex Klatt, Leopoldina 20: 90. 1884. = *Bartlettina brevipetiolata* (Schultz-Bip. ex Klatt) R. King & H. Robinson.
- Eupatorium brevisetum* DC., Prodr. 5: 169. 1836. = *Piptothrix areolaris* (DC.) R. King & H. Robinson.
- Eupatorium brickellia* DC., Prodr. 5: 182. 1836. = *Brickellia cordifolia* Elliott.
- Eupatorium brickellioides* Klatt, Arbeiten Bot. Mus. Hamb. 2. 1890, Jahrb. Hamb. Wiss. Anstalt. 9: 124. 1892. = *Heterocondylus* or *Vernonia*? Affinity *Heterocondylus alatus* (Vell. Conc.) R. King & H. Robinson? (Cabrera & Vittet, 1961.).
- Eupatorium bridgesii* B. Robinson, Proc. Amer. Acad. Arts 55: 7. 1919. = *Fleischmannia bridgesii* (B. Robinson) R. King & H. Robinson.
- Eupatorium bruneri* A. Gray, Syn. Fl. N. Amer. 1(2): 96. 1884. = *Eupatorium maculatum* L.
- Eupatorium brunneolum* Baker, Fl. Bras. 6(2): 288. 1876. = *Chromolaena brunneola* (Baker) R. King & H. Robinson.
- Eupatorium bucheri* B. Robinson, Contr. Gray Herb. 77: 35. 1926, as "ruckeri." = *Spaniopappus bucheri* (B. Robinson) R. King & H. Robinson.
- Eupatorium bucheri* B. Robinson, Contr. Gray Herb. 80: 15. 1928, correction for *E. ruckeri*. = *Spaniopappus bucheri* (B. Robinson) R. King & H. Robinson.
- Eupatorium buchii* Urban, Feddes Repert. 17: 9. 1921. = *Koanophyllon*?
- Eupatorium buddleaeifolium* Benth., Pl. Hartw. 135. 1844. = *Aristeguetia buddleaeifolia* (Benth.) R. King & H. Robinson.
- Eupatorium bulbosum* Aristeg., Mem. New York Bot. Gard. 9: 367. 1957. = *Guayania bulbosa* (Aristeg.) R. King & H. Robinson.
- Eupatorium bullatissimum* B. Robinson, Contr. Gray Herb. 73: 6. 1924. = *Hebeclinium bullatissimum* (B. Robinson) R. King & H. Robinson.
- Eupatorium bullatum* Klatt, Bot. Jahrb. Syst. 8: 34. 1886. = *Chromolaena bullata* (Klatt) R. King & H. Robinson.
- Eupatorium bullescens* B. Robinson, Proc. Amer. Acad. Arts 51: 533. 1916. = *Koanophyllon bullescens* (B. Robinson) R. King & H. Robinson.
- Eupatorium bulliferum* Blake, Rhodora 43: 558. 1941, nom. nov. = *Cronquistianthus bulliferus* (Blake) R. King & H. Robinson.
- Eupatorium bullulatum* Urban & Ekman, Ark. Bot. 23a(11): 67. 1931, ignota, sterile.
- Eupatorium buniifolium* Hook. & Arn., Companion Bot. Mag. 1: 240. 1835. = *Acanthostyles buniifolius* (Hook. & Arn.) R. King & H. Robinson.
- Eupatorium bupleurifolium* DC., Prodr. 5: 149. 1836. = *Cam-povassouria cruciata* (Vell. Conc.) R. King & H. Robinson.
- Eupatorium burchellii* Baker, Fl. Bras. 6(2): 356. 1876. = *Cam-puloclinium burchellii* (Baker) R. King & H. Robinson.
- Eupatorium burgeri* (R. King & H. Robinson) L. O. Williams, Fieldiana, Bot. 36: 84. 1975. = *Neomirandea burgeri* R. King & H. Robinson.
- Eupatorium bustamenta* DC., Prodr. 5: 168. 1836. = *Ageratina bustamenta* (DC.) R. King & H. Robinson.
- Eupatorium caaguazuense* Hieron., Bot. Jahrb. Syst. 22: 760. 1897. = *Chromolaena caaguazuensis* (Hieron.) R. King & H. Robinson.
- Eupatorium cabaionum* Urban & Ekman, Ark. Bot. 23a(11): 65. 1931. = *Koanophyllon cabaionum* (Urban & Ekman) R. King & H. Robinson.
- Eupatorium cabreriae* B. Robinson, Contr. Gray Herb. 90: 21. 1930. = *Barrosoa cabreriae* (B. Robinson) R. King & H. Robinson.
- Eupatorium cacalioides* H. B. K., Nov. Gen. Sp. 4: 101. Ed. Folio. 1818. = *Aristeguetia cacalioides* (H. B. K.) R. King & H. Robinson.
- Eupatorium caducisetum* DC., Prodr. 5: 165. 1836. = *Ageratina gracilis* (H. B. K.) R. King & H. Robinson.
- Eupatorium caeciliae* B. Robinson, Contr. Gray Herb. 90: 23. 1930. = *Ageratina caeciliae* (B. Robinson) R. King & H. Robinson.
- Eupatorium caespitosum* Migo, J. Shanghai Sci. Inst. 3(3): 7. 1934, ignota.
- Eupatorium calaminthaefolium* H. B. K., Nov. Gen. Sp. 4: 101. Ed. Folio. 1818. = *Ageratina calaminthaefolia* (H. B. K.) R. King & H. Robinson.
- Eupatorium calaminthaefolium* var. *irrasum* B. Robinson, Contr. Gray Herb. 68: 11. 1923. = *Ageratina irrasa* (B. Robinson) R. King & H. Robinson.
- Eupatorium calamocephalum* (Baker) Hieron., Bot. Jahrb. Syst. 22: 761. 1897. = *Chromolaena leucocephala* Gardner.
- Eupatorium calcicolum* Urban, Symb. Antill. 5: 524. 1908. = *Koanophyllon calcicola* (Urban) R. King & H. Robinson.
- Eupatorium caldense* B. Robinson, Contr. Gray Herb. 73: 7. 1924. = *Chromolaena caldensis* (B. Robinson) R. King & H. Robinson.
- Eupatorium calderillense* Hieron. in Urban, Bot. Jahrb. Syst. 40: 381. 1908. = *Ageratina calderillensis* (Hieron.) R. King & H. Robinson.
- Eupatorium callacatense* Hieron., Bot. Jahrb. Syst. 36: 468. 1905. = *Cronquistianthus callacatensis* (Hieron.) R. King & H. Robinson.
- Eupatorium callilepis* Schultz-Bip. ex Baker, Fl. Bras. 6(2): 285. 1876. = *Chromolaena callilepis* (Schultz-Bip. ex Baker) R. King & H. Robinson.
- Eupatorium calocephalum* (Nutt.) Nutt., Trans. Amer. Philos. Soc. 7: 286. 1841. = *Eupatorium ivaeifolium* L.
- Eupatorium calophyllum* (E. Greene) B. Robinson, Contr. Gray Herb. 75: 5. 1925. = *Ageratina calophylla* (B. Robinson) R. King & H. Robinson.
- Eupatorium calycinum* Schultz-Bip. ex Baker, Fl. Bras. 6(2): 326. 1876. = *Disynaphia calyculata* (Hook. & Arn.) R. King & H. Robinson.
- Eupatorium calyculatum* Hook. & Arn., Companion Bot. Mag. 1: 242. 1835. = *Disynaphia calyculata* (Hook. & Arn.) R. King & H. Robinson.
- Eupatorium camachense* Hieron. in Urban, Bot. Jahrb. Syst. 40: 386. 1908. = *Ageratina camachensis* (Hieron.) R. King & H. Robinson.
- Eupatorium camataquiense* Hieron. in Urban, Bot. Jahrb. Syst. 40: 377. 1908. = *Kaunia camataquiensis* (Hieron.) R. King & H. Robinson.
- Eupatorium camiguinense* Merr., Philipp. J. Sci. 7: 355. 1912.
- Eupatorium campechense* B. Robinson, Proc. Amer. Acad. Arts 43: 30. 1907. = *Critonia campechensis* (B. Robinson) R. King & H. Robinson.
- Eupatorium campestre* DC., Prodr. 5: 152. 1836. = *Chromolaena campestris* (DC.) R. King & H. Robinson.
- Eupatorium campylocladum* B. Robinson, Proc. Boston Soc. Nat. Hist. 31: 247. 1904. = *Ageratina campyloclada* (B. Robinson) R. King & H. Robinson.
- Eupatorium candicans* Wallich, Num. List Dr. Pl. 2999. 1831, nom. nud. = *Leucomeris spectabilis* D. Don. MUTISIEAE.
- Eupatorium candolleianum* Hook. & Arn., Companion Bot. Mag.

- 1: 243. 1835. = *Barrosoa candolleana* (Hook. & Arn.) R. King & H. Robinson.
- Eupatorium canescens* Vahl, Bidr. Beskr. Ste Croix 302. 1793, Symb. Bot. 3: 95. 1794. = *Chromolaena sinuata* (Lam.) R. King & H. Robinson.
- Eupatorium canescens* Ortega, Nov. Pl. Descr. Dec. 34. 1797. = *Kuhnia rosmarinifolia* Vent., *Brickellia*?
- Eupatorium cannabifolium* Salisb., Prodr. Stirp. Chap. Allerton 187. 1796, nom. nud. = *Eupatorium cannabinum* L.
- Eupatorium cannabinum* L., Sp. Pl. 838. 1753.
- Eupatorium cannabis-folium* Gilib., Fl. Lit. Inch. 1: 172. 1781, nom. illeg. = *Eupatorium cannabinum* L.
- Eupatorium capense* A. Sprengel, Tent. Suppl. 22. 1828. = *Vernonia mespilifolia* Less. VERNONIEAE.
- Eupatorium capillare* Desv., Prodr. Pl. Ind. Occid. 51. 1825. = *Brickellia diffusa* (Vahl) A. Gray.
- Eupatorium capillare* (DC.) Baker, Fl. Bras. 6(2): 341. 1876. = *Praxelis capillaris* (DC.) Schultz-Bip.
- Eupatorium capillifolium* (Lam.) Small, Mem. Torrey Bot. Club 5: 311. 1894.
- Eupatorium capillipes* Benth. ex Oersted, Vidensk. Meddel. Dansk Naturhist. Foren. Kjobenhavn 79. 1852. = *Fleischmannia capillipes* (Benth. ex Oersted) R. King & H. Robinson.
- Eupatorium capitatum* Rusby, Bull. New York Bot. Gard. 4: 380. 1907. = *Trichogonia capitata* (Rusby) B. Robinson.
- Eupatorium capnoresbium* B. Robinson, Proc. Amer. Acad. Arts 35: 331. 1900. = *Ageratina lucida* (Ortega) R. King & H. Robinson.
- Eupatorium caracasana* Schultz-Bip. ex Hieron., Bot. Jahrb. Syst. 28: 567. 1901, nom. nud. = *Chromolaena oxylepis* (DC.) R. King & H. Robinson.
- Eupatorium cardiophyllum* B. Robinson, Proc. Amer. Acad. Arts 35: 331. 1900. = *Ageratina cardiophylla* (B. Robinson) R. King & H. Robinson.
- Eupatorium carletonii* B. Robinson, Contr. Gray Herb. 73: 7. 1924. = *Fleischmannia carletonii* (B. Robinson) R. King & H. Robinson.
- Eupatorium carmonis* Standley & Steyerl., Publ. Field Mus. Nat. Hist., Bot. Ser. 22: 303. 1940. = *Ageratina carmonis* (Standley & Steyerl.) R. King & H. Robinson.
- Eupatorium carnosifolium* B. Robinson, Contr. Gray Herb. 80: 15. 1928. = *Diacranthera crenata* (Schlechtend. in Martius) R. King & H. Robinson.
- Eupatorium carnosum* Kuntze, Revis. Gen. Pl. 337. 1891. = *Neomirandea carnososa* (Kuntze) R. King & H. Robinson.
- Eupatorium carolinianum* Hort. Vind. ex Stev., Bull. Soc. Imp. Naturalistes Moscou 29(2): 372. 1856, ignota.
- Eupatorium carsticola* Borh. & Muniz, Acta Bot. Hung. 18: 45. 1973. = *Grisebachianthus carsticola* (Borh. & Muniz) R. King & H. Robinson.
- Eupatorium casarettoi* (B. Robinson) Steyerl., Fieldiana, Bot. 28(3): 635. 1953. = *Symphypappus casarettoi* B. Robinson.
- Eupatorium cassinaefolium* Bertol., Misc. Bot. 5: 17. 1846. = *Eupatorium cuneifolium* Willd.
- Eupatorium catense* Elmer, Leaf. Philipp. Bot. 7: 2584. 1915. = *Eupatorium camiginense* Merr.
- Eupatorium catharinense* Cabrera, Sellowia No. 15, 197. 1963. = *Neocabreria catharinensis* (Cabrera) R. King & H. Robinson.
- Eupatorium caucasicum* Steven, Bull. Soc. Imp. Naturalistes Moscou 29(2): 371. 1856. = *Eupatorium cannabinum* L.
- Eupatorium ceanothifolium* Muhlenb. ex Willd., Sp. Pl. 3: 1755. 1804. = *Ageratina aromatica* (L.) Spach.
- Eupatorium ceanothifolium* Sprengel, Syst. Veg. Fl. Peruv. Chil. 3: 418. 1826. = *Ageratina tristis* (DC.) R. King & H. Robinson.
- Eupatorium celebicum* Blume, Bijdr. Fl. Ned. Ind. 903. 1826. = *Vernonia arborea* Buch.-Ham. VERNONIEAE.
- Eupatorium celestini* Cuatrec., Trab. Mus. Nac. Ci. Nat., Ser. Bot. 27: 12. 1934. = *Ageratina*.
- Eupatorium celtidifolium* Lam., Encycl. 2: 406. 1788. = *Koanophyllum celtidifolia* (Lam.) R. King & H. Robinson.
- Eupatorium cerasifolium* Baker, Fl. Bras. 6(2): 308. 1876. = *Guayania cerasifolia* (Baker) R. King & H. Robinson.
- Eupatorium ceratophyllum* Hook. & Arn., Companion Bot. Mag. 1: 240. 1835. = *Gyptis pinnatifida* Cass.
- Eupatorium ceriferum* McVaugh, Contr. Univ. Michigan Herb. 9: 390. 1972. = *Ageratina cerifera* (McVaugh) R. King & H. Robinson.
- Eupatorium chabrense* Urban & Ekman, Ark. Bot. 23a(11): 58. 1931. = *Koanophyllum chabrense* (Urban & Ekman) R. King & H. Robinson.
- Eupatorium chachapoyasense* Cuatrec., Ann. Missouri Bot. Gard. 52: 306. 1965. = *Ageratina chachapoyasensis* (Cuatrec.) R. King & H. Robinson.
- Eupatorium chalceorithales* B. Robinson, Contr. Gray Herb. 77: 10. 1926. = *Koanophyllum chalceorithales* (B. Robinson) R. King & H. Robinson.
- Eupatorium chamaedrifolium* H. B. K., Nov. Gen. Sp. 4: 88. Ed. Folio. 1818. = *Cronquistianthus chamaedrifolius* (H. B. K.) R. King & H. Robinson.
- Eupatorium chapalense* S. Watson, Proc. Amer. Acad. Arts 26: 138. 1891. = *Ageratina lasioneura* (Hook. & Arn.) R. King & H. Robinson.
- Eupatorium chapareense* B. Robinson, Contr. Gray Herb. 90: 24. 1930. = *Austroeupatorium chapareense* (B. Robinson) R. King & H. Robinson.
- Eupatorium chapmanii* Small, Fl. S. E. U. S. 1168, 1338. 1903. = *Eupatorium perfoliatum* L.
- Eupatorium chaseae* B. Robinson, Contr. Gray Herb. 104: 14. 1934. = *Chromolaena chaseae* (B. Robinson) R. King & H. Robinson.
- Eupatorium chenopodifolium* (Willd.) Poiret, Encycl. Suppl. 2: 606. 1812. = *Mikania chenopodifolia* Willd.
- Eupatorium chiapense* B. Robinson, Proc. Amer. Acad. Arts 35: 332. 1900. = *Ageratina vernalis* (Vatke & Kurtz) R. King & H. Robinson.
- Eupatorium chilca* H. B. K., Nov. Gen. Sp. 4: 98. Ed. Folio. 1818. = *Ophryosporus chilca* (H. B. K.) Hieron.
- Eupatorium chilense* Molina, Sag. Stor. Nat. Chili 142.354. 1782. = *Flaveria trinervia* (Sprengel) C. Mohr. HELIANTHEAE.
- Eupatorium chilense* Bertero, Mercurio Chileno 13: 616. 1829. = *Ageratina glechonophylla* (Less.) R. King & H. Robinson.
- Eupatorium chimborazense* Hieron. in Sodiro, Bot. Jahrb. Syst. 29: 7. 1900. = *Aristeguietia chimborazensis* (Hieron.) R. King & H. Robinson.
- Eupatorium chinense* L., Sp. Pl. 837. 1753.
- Eupatorium chiquitense* B. Robinson, Contr. Gray Herb. 68: 11. 1923. = *Praxelis chiquitensis* (B. Robinson) R. King & H. Robinson.
- Eupatorium chiriquirense* B. Robinson, Proc. Amer. Acad. Arts 54: 238. 1918. = *Ageratina chiriquirensis* (B. Robinson) R. King & H. Robinson.
- Eupatorium chlorolepis* Baker, Fl. Bras. 6(2): 357. 1876. = *Cam-puloclinium chlorolepis* (Baker) R. King & H. Robinson.
- Eupatorium chlorophyllum* Klatt in T. Durand & Pittier, Bull. Soc. Roy. Bot. Belgique 31: 187. 1892. = *Ageratina badia* (Klatt) R. King & H. Robinson.
- Eupatorium chodatii* Hassler, Feddes Repert. 11: 169. 1912. = *Trichogonia chodatii* (Hassler) R. King & H. Robinson.
- Eupatorium choricephaloides* B. Robinson, Proc. Amer. Acad. Arts 55: 8. 1919. = *Ageratina choricephaloides* (B. Robinson) R. King & H. Robinson.
- Eupatorium choricephalum* B. Robinson, Proc. Amer. Acad. Arts 54: 239. 1918. = *Ageratina choricephala* (B. Robinson) R. King & H. Robinson.
- Eupatorium chotense* Hieron., Bot. Jahrb. Syst. 36: 466. 1905.

- = *Cronquistianthus chotensis* (Hieron.) R. King & H. Robinson.
- Eupatorium christeanum* Baker, Fl. Bras. 6(2): 298. 1876. = *Chromolaena christeana* (Baker) R. King & H. Robinson.
- Eupatorium chrysocephalum* Klatt, Compos. Nov. Costaric. [Bot. Beibl. Leopoldina] 2. 1895. = *Neurolaena lobata* (L.) R. Br. HELIANTHEAE.
- Eupatorium chrysostictum* B. Robinson, Proc. Amer. Acad. Arts 54: 240. 1918. = *Chromolaena chrysosticta* (B. Robinson) R. King & H. Robinson.
- Eupatorium chrysostyloides* B. Robinson, Proc. Amer. Acad. Arts 43: 30. 1907. = *Flyriella leonensis* (B. Robinson) R. King & H. Robinson.
- Eupatorium chrysostylum* B. Robinson, Proc. Amer. Acad. Arts 41: 274. 1905. = *Flyriella chrysostyla* (B. Robinson) R. King & H. Robinson.
- Eupatorium cicatricosum* Schultz-Bip. ex Baker, Fl. Bras. 6(2): 326. 1876, nom. nud. = *Pseudobrickellia angustissima* (Sprengel ex Baker) R. King & H. Robinson.
- Eupatorium ciliatum* Less., Linnaea 6: 404. 1831. = *Ageratina ciliata* (Less.) R. King & H. Robinson.
- Eupatorium ciliatum* Hook. & Arn., Companion Bot. Mag. 1: 240. 1835. = *Chromolaena hookeriana* (Griseb.) R. King & H. Robinson.
- Eupatorium cinerascens* Wallich, Num. List Dr. Pl. 3066. 1831, nom. nud. = *Aster albescens* (C. B. Clarke) Hand.-Mazz. ASTEREA.
- Eupatorium cinereo-viride* Schultz-Bip. ex Baker, Fl. Bras. 6(2): 294. 1876. = *Chromolaena cinereo-iridis* (Schultz-Bip. ex Baker) R. King & H. Robinson.
- Eupatorium cinereum* L. f., Suppl. Pl. 354. 1781. = *Pteronia incana* (Burman) DC. ASTEREA.
- Eupatorium cinereum* Raf., New Fl. 4: 80. 1836, ignota.
- Eupatorium cinereum* Wallich ex Steudel, Nomencl. Bot. 1: 606. 1840, nom. nud. = *Aster albescens* (Clarke) Hand.-Mazz. ASTEREA.
- Eupatorium cinereum* Griseb., Fl. Brit. W. I. 359. 1861. = *Austroeupatorium inulaefolium* (H. B. K.) R. King & H. Robinson.
- Eupatorium cinereum* Baker, J. Bot. 20: 226. 1882. = *Austrobriickellia bakerianum* (B. Robinson) R. King & H. Robinson.
- Eupatorium clausenii* Gardner, London J. Bot. 6: 445. 1847. = *Chromolaena stachyophylla* (Sprengel) R. King & H. Robinson.
- Eupatorium clavisetum* (V. Badillo) V. Badillo, Bol. Soc. Venez. Ci. Nat. 10: 292. 1946. = *Idiothamnus clavisetus* (V. Badillo) R. King & H. Robinson.
- Eupatorium clavulatum* Griseb., Goett. Abh. 19: 168. 1874. = *Ophryosporus piquerioides* (DC.) Benth. ex Baker.
- Eupatorium clematideum* (Wallich ex DC.) Schultz-Bip., Jahresber. Pollichia 22-24: 258. 1866. = *Eupatorium reevesii* Wallich ex DC.
- Eupatorium clematideum* Less. ex Baker, Fl. Bras. 6(2): 256. 1876, nom. nud. = *Mikania phaeocladus* Martius ex Baker.
- Eupatorium clematideum* Griseb., Goett. Abh. 24: 172. 1879. = *Praxelis clematidea* (Griseb.) R. King & H. Robinson.
- Eupatorium clematidis* DC., Prodr. 5: 144. 1836. = *Chromolaena odorata* (L.) R. King & H. Robinson.
- Eupatorium clementis* Alain, Contr. Ocas. Mus. Hist. Nat. Colegio "De La Salle" 4. 1960. = *Koanophyllon clementis* (Alain) R. King & H. Robinson.
- Eupatorium clibadioides* Baker, Kew Bull. 105. 1895, incertae sedis.
- Eupatorium coahuilense* A. Gray, Proc. Amer. Acad. Arts 17: 205. 1882. = *Phanerostylis coahuilensis* (A. Gray) R. King & H. Robinson.
- Eupatorium cochabambense* Hieron., Bot. Jahrb. Syst. 22: 745. 1897. = *Chromolaena connivens* (Rusby) R. King & H. Robinson.
- Eupatorium coelestinum* L., Sp. Pl. 838. 1753. = *Conoclinium coelestinum* (L.) DC.
- Eupatorium coelocaulis* B. Robinson, Proc. Amer. Acad. Arts 55: 8. 1919. = *Grosvenoria coelocaulis* (B. Robinson) R. King & H. Robinson.
- Eupatorium coeruleum* Sesse & Mocino, Pl. Nov. Hisp. 134. 1889, Naturaleza (Mexico City), ser. 2(1): 125. App. Ed. 2. 1893. = *Ageratum corymbosum* Zuccagni, ?
- Eupatorium cognatum* Kunth & Bouche, Ind. Sem. Hort. Berol. 13. 1847. = *Ageratina mairetiana* (DC.) R. King & H. Robinson.
- Eupatorium collinum* DC., Prodr. 5: 164. 1836. = *Chromolaena collina* (DC.) R. King & H. Robinson.
- Eupatorium collodes* B. Robinson & Greenman, Amer. J. Sci. Arts Ser. 3. 50: 152. 1895. = *Ageratina collodes* (B. Robinson & Greenman) R. King & H. Robinson.
- Eupatorium coloratum* Willd., Sp. Pl., ed. 5, 3: 1768. 1804. = *Gymnanthemum coloratum* (Willd.) H. Robinson & Kahn. VERNONIAE.
- Eupatorium coloratum* Sprengel ex DC., Prodr. 5: 343. 1836, nom. nud. = *Aster albescens* (Clarke) Hand.-Mazz. ASTEREA.
- Eupatorium coloratum* Larran., Escr. D. A. Larranaga 1: 26. 1922, ignota.
- Eupatorium columbianum* Heering, Mem. Soc. Sci. Nat. Neuchatel 5: 421. 1913. = *Chromolaena columbiana* (Heering) R. King & H. Robinson.
- Eupatorium commersonii* (Cass.) Hieron., Bot. Jahrb. Syst. 22: 771. 1897. = *Gyptis commersonii* Cass.
- Eupatorium compactum* Benth., Bot. Voy. Sulphur 112. 1845. = *Aristeguietia persicifolia* (H. B. K.) R. King & H. Robinson.
- Eupatorium compositifolium* Walter, Fl. Carol. 199. 1788.
- Eupatorium compressum* Gardner, London J. Bot. 5: 473. 1846. = *Symphypappus compressus* (Gardner) B. Robinson.
- Eupatorium comptoniaefolium* DC., Prodr. 5: 148. 1836. = *Grazielia serrata* (Sprengel) R. King & H. Robinson.
- Eupatorium concinnitas* Herter, Revista Sudamer. Bot. 7: 233. 1943. = *Neocabreria concinna* R. King & H. Robinson.
- Eupatorium concinnum* Hook. & Arn., Companion Bot. Mag. 1: 239. 1835. = *Chromolaena ivaeifolia* (L.) R. King & H. Robinson.
- Eupatorium concinnum* DC., Prodr. 5: 156. 1836. = *Neocabreria concinna* R. King & H. Robinson.
- Eupatorium condensatum* Reichb. ex Less., Linnaea 4: 337. 1829, nom. nud. = *Pollalesta condensata* (Less.) Aristeg. VERNONIAE.
- Eupatorium confertifolium* Klatt, Abh. Naturf. Ges. Halle 15: 324. 1882. = *Ageratina vacciniaefolia* (Benth.) R. King & H. Robinson.
- Eupatorium confertum* Gardner, London J. Bot. 4: 116. 1845. = *Grazielia serrata* (Sprengel) R. King & H. Robinson.
- Eupatorium confluentis* B. Robinson, Contr. Gray Herb. 77: 11. 1926. = *Barrosoa confluentis* (B. Robinson) R. King & H. Robinson.
- Eupatorium congestum* Hook. & Arn., Companion Bot. Mag. 1: 239. 1835. = *Chromolaena congesta* (Hook. & Arn.) R. King & H. Robinson.
- Eupatorium conglobatum* DC., Prodr. 5: 165. 1836. = *Koanophyllon conglobatum* (DC.) R. King & H. Robinson.
- Eupatorium connatum* Michaux, Fl. Bor.-Amer. 2: 99. 1803. = *Eupatorium perfoliatum* L.
- Eupatorium connivens* Rusby, Mem. Torrey Bot. Club 6: 57. 1896. = *Chromolaena connivens* (Rusby) R. King & H. Robinson.
- Eupatorium conoclinanthium* Hieron. in Urban, Bot. Jahrb. Syst. 40: 388. 1908. = *Praxelis conoclinanthia* (Hieron.) R. King & H. Robinson.
- Eupatorium conoclinioides* Gardner, London J. Bot. 5: 475. 1846. = *Trichogonia salviaefolia* Gardner, ?

- Eupatorium consanguineum* DC., Prodr. 5: 166. 1836. = *Koanophyllon consanguineum* (DC.) R. King & H. Robinson.
- Eupatorium conspicuum* Martius ex Colla, Herb. Pedem. 3: 283. 1834, ignota.
- Eupatorium conspicuum* Kunth & Bouche, Ind. Sem. Hort. Berol. 13. 1847. = *Ageratina grandifolia* (Regel) R. King & H. Robinson.
- Eupatorium constanzae* Urban, Symb. Antill. 7: 422. 1912. = *Grisebachianthus*?
- Eupatorium constipatiflorum* Klatt, Ann. K. K. Naturhist. Hofmus. 9: 355. 1894. = *Bartlettina constipatiflora* (Klatt) R. King & H. Robinson.
- Eupatorium contortum* C. Adams, Phytologia 21: 408. 1971. = *Ageratina contorta* (C. Adams) R. King & H. Robinson.
- Eupatorium conyzoides* Miller, Gard. Dict., ed. 8, 14. 1768. = *Vernonia arborescens* (L.) Sw. VERNONIEAE.
- Eupatorium conyzoides* Vahl, Symb. Bot. 3: 96. 1794. = *Chromolaena odorata* (L.) R. King & H. Robinson.
- Eupatorium conyzoides* (L.) E. H. Krause, Sturm's Fl. Deutchl., ed. 2, 13: 32. 1905. = *Ageratum conyzoides* L.
- Eupatorium conyzoides* var. *foliatum* Schultz-Bip. ex Baker, Fl. Bras. 6(2): 278. 1876. = *Chromolaena pedunculosa* (Hook. & Arn.) R. King & H. Robinson.
- Eupatorium conyzoides* var. *tunariensis* Hieron., Bot. Jahrb. Syst. 22: 742. 1897. = *Chromolaena tunariensis* (Hieron.) R. King & H. Robinson.
- Eupatorium konzattii* Greenman, Proc. Amer. Acad. Arts 34: 574. 1899. = *Critonia konzattii* (Greenman) R. King & H. Robinson.
- Eupatorium konzattii* Gand., Bull. Soc. Bot. France 65: 40. 1918. = *Piptothrix areolaris* (DC.) R. King & H. Robinson, ?
- Eupatorium cookii* B. Robinson, Proc. Amer. Acad. Arts 55: 9. 1919. = *Fleischmannia cookii* (B. Robinson) R. King & H. Robinson.
- Eupatorium coperense* Hieron., Bot. Jahrb. Syst. 21: 330. 1895. = *Ageratina asclepiadea* (L. f.) R. King & H. Robinson.
- Eupatorium cordatum* Burm. f., Fl. Indica 176. 1768. = *Mikania cordata* (Burm. f.) B. Robinson.
- Eupatorium cordatum* Walter, Fl. Carol. 199. 1788. = *Ageratina aromatica* (L.) Spach.
- Eupatorium cordatum* Mutis, Diario 2: 275. 1958, ignota.
- Eupatorium cordifolium* Sw., Prodr. 111. 1788. = *Koanophyllon*?
- Eupatorium cordiforme* Poir., Encycl. Suppl. 2: 600. 1812. = *Ageratina aromatica* (L.) Spach.
- Eupatorium cordigerum* × (Fern.) Fern., Rhodora 47: 192. 1945. = *Eupatorium perfoliatum* L., and *Eupatorium rotundifolium* L.
- Eupatorium coriaceum* Vahl, Symb. Bot. 3: 94. 1794. = *Gynnanthemum funbrilliferum* Cass. VERNONIEAE.
- Eupatorium coriaceum* Sprengel, Syst. Veg. Fl. Peruv. Chil. 3: 410. 1826. = *Koanophyllon villosum* (Sw.) R. King & H. Robinson.
- Eupatorium coriaceum* Scheele, Linnaea 18: 457. 1844. = *Symphypappus reticulatus* Baker.
- Eupatorium cornifolium* Willd. ex Less., Linnaea 4: 337. 1829, nom. nud. = *Pollalesta acuminata* (H. B. K.) Aristeg. VERNONIEAE.
- Eupatorium coronopifolium* (Michaux) Willd., Sp. Pl. 3: 1750. 1804. = *Eupatorium compositifolium* Walter.
- Eupatorium correlliorum* Plettman, Brittonia 29: 85. 1977. = *Koanophyllon correlliorum* (Plettman) R. King & H. Robinson.
- Eupatorium corsicum* Req. ex Loisel, Mem. Soc. Linn. Paris 6: 428. 1827. = *Eupatorium cannabinum* L.
- Eupatorium corumbense* B. Robinson, Contr. Gray Herb. 104: 15. 1934. = *Stomatanthes corumbensis* (B. Robinson) H. Robinson.
- Eupatorium corvi* McVaugh, Contr. Univ. Michigan Herb. 9: 389. 1972. = *Matudina corvi* (McVaugh) R. King & H. Robinson.
- Eupatorium corylifolium* Griseb., Fl. Brit. W. I. 361. 1861. = *Ageratina corylifolia* (Griseb.) R. King & H. Robinson.
- Eupatorium corymbosum* Aublet, Hist. Pl. Guiane 2: 799. 1775. = *Chromolaena corymbosa* (Aublet) R. King & H. Robinson.
- Eupatorium costaricense* Kuntze, Revis. Gen. Pl. 337. 1891. = *Gongrostylus costaricensis* (Kuntze) R. King & H. Robinson.
- Eupatorium costatipes* B. Robinson, Contr. Gray Herb. 68: 12. 1923. = *Chromolaena costatipes* (B. Robinson) R. King & H. Robinson.
- Eupatorium cotacachense* Hieron., Bot. Jahrb. Syst. 21: 331. 1895. = *Ageratina pseudochilca* (Benth.) R. King & H. Robinson.
- Eupatorium cotinifolium* Willd., Phytographia 11. T. 7, f. 1. 1794. = *Baccharis cotinifolium* (Willd.) Urban. ASTEREA.
- Eupatorium coulteri* B. Robinson, Proc. Amer. Acad. Arts 36: 477. 1901. = *Koanophyllon coulteri* (B. Robinson) R. King & H. Robinson.
- Eupatorium cowleyanum* M. Gomez & Molinet, Ensayo Farm. Cub. 84. 1889, nom. nov. = *Mikania cordifolia* (L. f.) Willd.
- Eupatorium crassicaule* Steyerl., Fieldiana, Bot. 28(3): 629. 1953. = *Guayania crassicaulis* (Steyerl.) R. King & H. Robinson.
- Eupatorium crassiceps* B. Robinson, Contr. Gray Herb. 80: 17. 1928. = *Ageratina crassiceps* (B. Robinson) R. King & H. Robinson.
- Eupatorium crassifolium* Raf., Fl. Ludov. 62. 1817. = *Eupatorium hyssopifolium* L.
- Eupatorium crassifolium* Shuttlew. ex A. Gray, Syn. Fl. N. Amer. 1(2): 97. 1884, nom. nud. = *Eupatorium mikanioides* Chapman.
- Eupatorium crassipes* Hieron., Bot. Jahrb. Syst. 22: 780. 1897. = *Gyptis crassipes* (Hieron.) R. King & H. Robinson.
- Eupatorium crassirameum* B. Robinson, Proc. Amer. Acad. Arts 35: 332. 1900. = *Pachythamnus crassirameus* (B. Robinson) R. King & H. Robinson.
- Eupatorium cremastum* B. Robinson, Proc. Amer. Acad. Arts 42: 38. 1906. = *Ageratina cremasta* (B. Robinson) R. King & H. Robinson.
- Eupatorium crenaeum* B. Robinson, Proc. Amer. Acad. Arts 35: 333. 1900. = *Ageratina crenaea* (B. Robinson) R. King & H. Robinson.
- Eupatorium crenatum* B. A. Gomes, Mem. Math. Phys. Acad. Real Sci. Lisboa 3: 23. 1812. = *Mikania cordifolia* (L. f.) Willd.
- Eupatorium crenatum* DC., Prodr. 5: 191. 1836, nom. nud. = *Mikania stipulacea* (Vahl) Willd.
- Eupatorium crenatum* Gardner, London J. Bot. 6: 441. 1847. = *Chromolaena squalida* (DC.) R. King & H. Robinson.
- Eupatorium crenulatum* Gardner, London J. Bot. 5: 474. 1846. = *Trichogonia hiriflora* (DC.) Schultz-Bip. ex Baker.
- Eupatorium crenulatum* Sprengel ex Hieron., Bot. Jahrb. Syst. 22: 776. 1897. = *Raulinoreützia crenulata* (Sprengel) R. King & H. Robinson.
- Eupatorium crispiflorum* (Wright) Molinet & M. Gomez, Dicc. Bot. Nom. Vulg. Cub. Pue.-Riq. 55. 1889. = *Mikania crispiflora* Wright.
- Eupatorium cristalense* Urban, Feddes Repert. 26: 102. 1929. = *Koanophyllon rhexioides* (B. Robinson) R. King & H. Robinson.
- Eupatorium crithmifolium* Griseb., Abh. Konigl. Ges. Wiss. Göttingen 19: 121. 1874. = *Acanthostyles buniifolius* (Hook. & Arn.) R. King & H. Robinson.
- Eupatorium crithmifolium* Less. ex Baker, Fl. Bras. 6(2): 262. 1876, nom. nud. = *Mikania anethifolia* (DC.) Matzenbacher.
- Eupatorium critoniforme* Urban, Symb. Antill. 1: 458. 1899. = *Urbananthus critoniformis* (Urban) R. King & H. Robinson.
- Eupatorium critonioides* Steetz, Bot. Voy. Herald 145. 1854. = *Critonia morifolia* (Miller) R. King & H. Robinson.
- Eupatorium crocodilium* Standley & Steyerl., Publ. Field Mus.

- Nat. Hist., Bot. Ser. 23: 182. 1944. = *Fleischmannia crocodilia* (Standley & Steyerl.) R. King & H. Robinson.
- Eupatorium cryptanthum* Schultz-Bip. ex Baker, Fl. Bras. 6(2): 296. 1876. = *Chromolaena cryptantha* (Schultz-Bip. ex Baker) R. King & H. Robinson.
- Eupatorium cuadrasense* V. Badillo, Bol. Soc. Venez. Ci. Nat. 10: 288. 1946. = *Ayapana towarensis* (B. Robinson) R. King & H. Robinson.
- Eupatorium cuatrecasii* R. King & H. Robinson, Sida 3: 324. 1969. = *Hebeclinium killipii* (B. Robinson) R. King & H. Robinson.
- Eupatorium cubense* Pers., Syn. Pl. 2: 402. 1807. = *Kuhnia rosmarinifolia* Vent., *Brickellia* ?
- Eupatorium cubense* DC., Prodr. 5: 172. 1836. = *Koanophyllon villosum* (Sw.) R. King & H. Robinson.
- Eupatorium cuchabense* B. Robinson, Contr. Gray Herb. 100: 13. 1932. = *Ayapanopsis cuchabensis* (B. Robinson) R. King & H. Robinson.
- Eupatorium cuencanum* B. Robinson, Proc. Amer. Acad. Arts 54: 241. 1918. = *Ageratina cuencana* (B. Robinson) R. King & H. Robinson.
- Eupatorium cujabense* S. Moore, Trans. Linn. Soc. London, Bot. 2. 4: 395. 1895. = *Ayapana amygdalina* (Lam.) R. King & H. Robinson, ?
- Eupatorium cuneatum* DC., Prodr. 5: 149. 1836. = *Symphopappus cuneatus* (DC.) Schultz-Bip. ex Baker.
- Eupatorium cuneatum* Engelm. ex Torrey & A. Gray, Fl. N. Amer. 2: 88. 1841, nom. nud. = *Eupatorium perfoliatum* L.
- Eupatorium cuneifolium* Willd., Sp. Pl. 3(3): 1753. 1804.
- Eupatorium cupressorum* Standley & Steyerl., Publ. Field Mus. Nat. Hist., Bot. Ser. 23: 183. 1944. = *Piptothrix areolaris* (DC.) R. King & H. Robinson.
- Eupatorium cursonii* B. Robinson, Proc. Amer. Acad. Arts 42: 38. 1906. = *Aristeguetia cursonii* (B. Robinson) R. King & H. Robinson.
- Eupatorium cuspidatum* Willd. ex Less., Linnaea 4: 315. 1829, nom. nud. = *Pollalesta discolor* (H. B. K.) Aristeg. VERNONIEAE.
- Eupatorium cuspidatum* Sprengel ex DC., Prodr. 5: 32. 1836, nom. nud. = *Vernonia volkamerifolia* DC. VERNONIEAE.
- Eupatorium cuspidatum* Pavon ex A. Gray, Proc. Amer. Acad. Arts 17: 206. 1881-1882. = *Barroetia pavonii* A. Gray.
- Eupatorium cuspidatum* Sesse & Mocino, Pl. Nov. Hisp. 134. 1889, Naturaleza (Mexico City), ser. 2(1): 125. App. Ed. 2. 1893 = *Barroetia pavonii* A. Gray.
- Eupatorium cutervense* Hieron. in Urban, Bot. Jahrb. Syst. 40: 383. 1908. = *Ageratina cutervensis* (Hieron.) R. King & H. Robinson.
- Eupatorium cuzcoense* Hieron. in Urban, Bot. Jahrb. Syst. 40: 376. 1908. = *Ageratina cuzcoensis* (Hieron.) R. King & H. Robinson.
- Eupatorium cydoniaefolium* Willd. ex Less., Linnaea 4: 269. 1829, nom. nud. = *Pollalesta vernonioides* H. B. K. VERNONIEAE.
- Eupatorium cylindricum* McVaugh, Contr. Univ. Michigan Herb. 9: 393. 1972. = *Ageratina cylindrica* (McVaugh) R. King & H. Robinson.
- Eupatorium cylindrocephalum* Schultz-Bip. ex Baker, Fl. Bras. 6(2): 283. 1876. = *Chromolaena cylindrocephala* (Schultz-Bip. ex Baker) R. King & H. Robinson.
- Eupatorium cynanchifolium* DC., Prodr. 5: 172. 1836. = *Koanophyllon villosum* (Sw.) R. King & H. Robinson.
- Eupatorium cyrili-nelsonii* A. Molina, Ceiba 22(1): 39. 1978. = *Peteravenia cyrili-nelsonii* (A. Molina) R. King & H. Robinson.
- Eupatorium dalea* L., Syst. Nat. ed. 10, 1204. 1740. = *Critonia dalea* (L.) DC.
- Eupatorium dalea* H. B. K., Nov. Gen. Sp. 4: 83. Ed. Folio. 1818. = *Critonia pseudo-dalea* DC.
- Eupatorium daleoides* (DC.) Hemsley in Godman & Salvin, Biol. Cent.-Amer., Bot. 2: 94. 1881. = *Critonia daleoides* DC.
- Eupatorium dasycarpum* A. Gray ex S. Watson, Proc. Amer. Acad. Arts 22: 420. 1887. = *Steviopsis rapunculoides* (DC.) R. King & H. Robinson.
- Eupatorium dasyneurum* B. Robinson, Proc. Amer. Acad. Arts 55: 10. 1919. = *Ageratina dasyneura* (B. Robinson) R. King & H. Robinson.
- Eupatorium debeauxii* B. Robinson, Contr. Gray Herb. 68: 13. 1923. = *Dasycondylus debeauxii* (B. Robinson) R. King & H. Robinson.
- Eupatorium decemflorum* DC., Prodr. 5: 154. 1836. = *Austro-eupatorium decemflorum* (DC.) R. King & H. Robinson.
- Eupatorium decipiens* Hook. & Arn., Companion Bot. Mag. 1: 240. 1835. = *Ophryosporus triangularis* Meyen.
- Eupatorium decipiens* Baker, Fl. Bras. 6(2): 347. 1876. = *Heterocondylus decipiens* (Baker) R. King & H. Robinson.
- Eupatorium decumbens* (Gardner) Baker, Fl. Bras. 6(2): 344. 1876. = *Chromolaena decumbens* Gardner.
- Eupatorium decurrens* Sesse & Mocino, Pl. Nov. Hisp. 134. 1889, Naturaleza (Mexico City), ser. 2(1): 125. App. Ed. 2. 1893 = *Pluchea salicifolia* (Miller) Blake, INULEAE.
- Eupatorium decussatum* Sieber ex Steudel, Nomencl. Bot. 1: 607. 1840, nom. nud. = *Eupatorium cordifolium* Sw.
- Eupatorium decussatum* Klatt in T. Durand & Pittier, Bull. Soc. Roy. Bot. Belgique 35: 295. 1896. = *Koanophyllon solidaginoïdes* (H. B. K.) R. King & H. Robinson.
- Eupatorium dejectum* B. Robinson, Contr. Gray Herb. 77: 12. 1926. = *Helogyne tacaquirensis* Hieron. in Urban.
- Eupatorium delpechianum* Urban & Ekman, Ark. Bot. 23a(11): 60. 1931. = *Koanophyllon delpechianum* (Urban & Ekman) R. King & H. Robinson.
- Eupatorium deltifolium* Raf. ex DC., Prodr. 5: 135. 1836, nom. nud. = *Conoclinium coelestinum* (L.) DC.
- Eupatorium deltoïdes* E. Braun, Rhodora 42: 50. 1940. = *Ageratina luciae-branniae* (Fern.) R. King & H. Robinson.
- Eupatorium deltoïdeum* Jacq., Pl. Hort. Schoenbr. 3: 63. T. 369. 1798. = *Ageratina deltoïdea* (Jacq.) R. King & H. Robinson.
- Eupatorium deltoïdeum* Poeppig ex Sprengel, Syst. Veg. Fl. Peruv. Chil. 3: 415. 1826. = *Koanophyllon villosum* (Sw.) R. King & H. Robinson, ?
- Eupatorium deltoïdeum* Steudel, Nomencl. Bot. 1: 607. 1840, nom. nud. = *Conoclinium coelestinum* (L.) DC.
- Eupatorium dendroides* Sprengel, Syst. Veg. Fl. Peruv. Chil. 3: 415. 1826. = *Ageratina dendroides* (Sprengel) R. King & H. Robinson.
- Eupatorium densiflorum* Morong ex Morong & Britton, Ann. New York Acad. Sci. 7: 136. 1892. = *Chromolaena densiflora* (Morong) R. King & H. Robinson.
- Eupatorium densifolium* Martius ex Baker, Fl. Bras. 6(2): 281. 1876, nom. nud. = *Chromolaena multiflosculosa* (DC.) R. King & H. Robinson.
- Eupatorium densum* Benth., Pl. Hartw. 200. 1845. = *Asplundianthus densus* (Benth.) R. King & H. Robinson.
- Eupatorium dentatum* Gardner, London J. Bot. 6: 443. 1847. = *Stomatanthus dentatus* (Gardner) H. Robinson.
- Eupatorium denticulatum* Vahl, Symb. Bot. 3: 93. 1794. = *Mikania micrantha* H. B. K., ?
- Eupatorium denudatum* Chodat, Bull. Herb. Boissier Ser. 2. 1: 413. 1901. = *Campuloclinium macrocephalum* (Less.) DC.
- Eupatorium desmocephalum* B. Robinson, Contr. Gray Herb. 68: 14. 1923. = *Chromolaena desmocephala* (B. Robinson) R. King & H. Robinson.
- Eupatorium desmophyllum* B. Robinson, Contr. Gray Herb. 73: 9. 1924. = *Cronquistianthus desmophyllus* (B. Robinson) R. King & H. Robinson.
- Eupatorium desquamans* B. Robinson, Proc. Amer. Acad. Arts 35: 333. 1900. = *Ageratina desquamans* (B. Robinson) R. King & H. Robinson.
- Eupatorium diaphanophlebium* B. Robinson, Proc. Amer. Acad.

- Arts 54: 242. 1918. = *Chromolaena diaphanophlebia* (B. Robinson) R. King & H. Robinson.
- Eupatorium dichotomum* Schultz-Bip. ex Miq., Stimp. Surinam. Select. 184. 1850. = *Chromolaena squalida* (DC.) R. King & H. Robinson.
- Eupatorium dichotomum* Larran., Escr. D. A. Larranaga 2: 251. 1923, ignota.
- Eupatorium dichroum* B. Robinson, Contr. Gray Herb. 73: 10. 1924. = *Lourteigia dichroa* (B. Robinson) R. King & H. Robinson.
- Eupatorium dicline* Edgewood, Trans. Linn. Soc. London 20: 63. 1851. = *Eupatorium cannabinum* L.
- Eupatorium dictyoneurum* Urban, Symb. Antill. 3: 402. 1903. = *Ageratina dictyoneura* (Urban) R. King & H. Robinson.
- Eupatorium didymum* Klatt, Ann. K. K. Naturhist. Hofmus. 9: 356. 1894. = *Ayapanopsis didyma* (Klatt) R. King & H. Robinson.
- Eupatorium dielsii* B. Robinson in Diels, Biblioth. Bot. 116: 159. 1937. = *Aristeguetia dielsii* (B. Robinson) R. King & H. Robinson.
- Eupatorium diffusum* Vahl, Symb. Bot. 3: 94. 1794. = *Brickellia diffusa* (Vahl) A. Gray.
- Eupatorium dimorpholepis* Baker, Fl. Bras. 6(2): 331. 1876. = *Grazielia dimorpholepis* (Baker) R. King & H. Robinson.
- Eupatorium diploclitum* B. Robinson, Proc. Amer. Acad. Arts 54: 242. 1918. = *Aristeguetia diploclitum* (B. Robinson) R. King & H. Robinson.
- Eupatorium discolor* Sprengel, Syst. Veg. Fl. Peruv. Chil. 3: 412. 1826. = *Vernonia discolor* (Sprengel) Less. VERNONIEAE.
- Eupatorium discolor* DC., Prodr. 5: 161. 1836, nom. illeg. = *Aristeguetia discolor* R. King & H. Robinson.
- Eupatorium dispalatum* Gardner, London J. Bot. 4: 117. 1845. = *Steyermarkina dispalata* (Gardner) R. King & H. Robinson.
- Eupatorium dispar* B. Robinson, Contr. Gray Herb. 77: 14. 1926. = *Neocuatrecasia dispar* (B. Robinson) R. King & H. Robinson.
- Eupatorium dissectum* (Hook. & Arn.) Benth., Bot. Voy. Sulphur 113. 1845. = *Hofmeisteria dissecta* (Hook. & Arn.) R. King & H. Robinson.
- Eupatorium dissectum* A. Gray, Proc. Amer. Acad. Arts 18: 100. 1883, nom. nud. = *Conoclinium greggii* (A. Gray) Small.
- Eupatorium dissolvens* Baker, Fl. Bras. 6(2): 308. 1876. = *Fleischmannia dissolvens* (Baker) R. King & H. Robinson.
- Eupatorium divaricatum* P. Bergius, Descr. Pl. Cap. 229. 1767, Thundb., Prod. Pl. Cap. 142. 1800. = *Pteronia divaricata* (P. Bergius) Less. ASTEREA.
- Eupatorium divaricatum* Schultz-Bip., Linnaea 22: 571. 1849, nom. nud. = *Fleischmannia laxa* (Gardner) R. King & H. Robinson.
- Eupatorium divergens* Less., Linnaea 5: 138. 1830. = *Chromolaena odorata* (L.) R. King & H. Robinson.
- Eupatorium divergens* Roxb., Fl. Ind. 3: 415. 1832. = *Vernonia divergens* (DC.) Edgewood. VERNONIEAE.
- Eupatorium diversifolium* Schrad., Ind. Sem. Hort. Acad. Gott. 1134. 1829. = *Fleischmannia pycnocephala* (Less.) R. King & H. Robinson.
- Eupatorium dodoneae-folium* DC., Prodr. 5: 161. 1836. = *Ayapania anygdalina* (Lam.) R. King & H. Robinson.
- Eupatorium dodoneae-folium* Hook. & Arn., Companion Bot. Mag. 2: 44. 1836. = *Pluchea dodoneae-folia* (Hook. & Arn.) H. Robinson & Cuatrecasas. INULEAE.
- Eupatorium dolichobasis* McVaugh, Contr. Univ. Michigan Herb. 9: 395. 1972. = *Ageratina dolichobasis* (McVaugh) R. King & H. Robinson.
- Eupatorium dolicholepis* (Urban) Britton, Sci. Surv. Porto Rico & Virgin Isl. 6: 289. 1925. = *Koanophyllon dolicholepis* (Urban) R. King & H. Robinson.
- Eupatorium dolichopus* Urban, Feddes Repert. 17: 52. 1921. = *Koanophyllon*.
- Eupatorium dolphini* Urban, Symb. Antill. 5: 522. 1908. = *Koanophyllon dolphini* (Urban) R. King & H. Robinson.
- Eupatorium dombeyanum* DC., Prodr. 5: 167. 1836. = *Ageratina dombeyana* (DC.) R. King & H. Robinson.
- Eupatorium domingense* Sprengel, Syst. Veg. Fl. Peruv. Chil. 3: 412. 1826. = *Piptocoma rufescens* Cass. VERNONIEAE.
- Eupatorium donianum* Hook. & Arn., Companion Bot. Mag. 1: 243. 1835. = *Campuloclinium macrocephalum* (Less.) DC.
- Eupatorium donnell-smithii* Coulter, Bot. Gaz. (Crawfordsville) 16: 95. 1891. = *Ageratina bustamenta* (DC.) R. King & H. Robinson.
- Eupatorium drepanoides* B. Robinson, Proc. Amer. Acad. Arts 55: 12. 1919. = *Badilloa drepanoides* (B. Robinson) R. King & H. Robinson.
- Eupatorium drepanophyllum* Klatt, Ann. K. K. Naturhist. Hofmus. 9: 356. 1894. = *Koanophyllon albicaulis* (Schultz-Bip. ex Klatt) R. King & H. Robinson.
- Eupatorium droserolepis* B. Robinson, Proc. Amer. Acad. Arts 54: 243. 1918. = *Koanophyllon droserolepis* (B. Robinson) R. King & H. Robinson.
- Eupatorium dryadeum* DC., Prodr. 7: 269. 1838. = *Hebeclinium macrophyllum* (L.) DC.
- Eupatorium dryophilum* B. Robinson, Proc. Amer. Acad. Arts 36: 478. 1901. = *Dyscritogyne dryophila* (B. Robinson) R. King & H. Robinson.
- Eupatorium dubium* Willd. ex Poir., Encycl. Suppl. 2: 606. 1812.
- Eupatorium dubium* Sesse & Mocino, Fl. Mexic. (ed. 2) 182. 1894. = *Brickellia*?
- Eupatorium duidense* V. Badillo, Bol. Soc. Venez. Ci. Nat. 10: 292. 1946. = *Koanophyllon kavanayense* (V. Badillo) R. King & H. Robinson.
- Eupatorium dumosum* Schultz-Bip., Bull. Soc. Bot. France 12: 81. 1865, Linnaea 34: 535. Feb. 1866. ignota.
- Eupatorium duodecimiflorum* Schultz-Bip. ex Baker, Fl. Bras. 6(2): 318. 1876, nom. nud. = *Austroeupatorium inulaefolium* (H. B. K.) R. King & H. Robinson, ?
- Eupatorium durandi* Klatt in T. Durand & Pittier, Bull. Soc. Roy. Bot. Belgique 31: 189. 1892. = *Ageratina anisochroma* (Klatt) R. King & H. Robinson.
- Eupatorium durangense* B. Robinson, Proc. Amer. Acad. Arts 43: 31. 1907. = *Ageratina durangensis* (B. Robinson) R. King & H. Robinson.
- Eupatorium dusenii* Malme, Kongl. Svenska Vetenskapsakad. Handl. Ser. 3. 2(12): 38. 1933. = *Steyermarkina dusenii* (Malme) R. King & H. Robinson.
- Eupatorium dussii* Urban, Symb. Antill. 5: 521. 1908. = *Chromolaena dussii* (Urban) R. King & H. Robinson.
- Eupatorium dyctiophyllum* DC., Prodr. 5: 153. 1836. = *Stomatanthus dyctiophyllus* (DC.) H. Robinson.
- Eupatorium ecuadorae* Klatt, Ann. K. K. Naturhist. Hofmus. 9: 356. 1894. = *Heterocondylus vitalbae* (DC.) R. King & H. Robinson.
- Eupatorium eggersii* Hieron., Bot. Jahrb. Syst. 28: 566. 1901. = *Critonia eggersii* (Hieron.) R. King & H. Robinson.
- Eupatorium ehrenbergii* Hemsley, Biol. Cent.-Amer., Bot. 2: 94. 1881. = *Bartlettina macrocephala* (Benth.) R. King & H. Robinson.
- Eupatorium ejidense* V. Badillo, Bol. Soc. Venez. Ci. Nat. 10: 289. 1946. = *Fleischmannia ejidensis* (V. Badillo) R. King & H. Robinson.
- Eupatorium ekmanii* B. Robinson, Contr. Gray Herb. 77: 15. 1926. = *Koanophyllon ekmanii* (B. Robinson) R. King & H. Robinson.
- Eupatorium elaeagnifolium* Hort. ex DC., Prodr. 5: 22. 1836, nom. nud. = *Vernonia elliptica* DC. VERNONIEAE.
- Eupatorium elatum* Salisb., Prodr. Stirp. Chap. Allerton 187. 1796, nom. nud. = *Eupatorium altissimum* L.



- Eupatorium elatum* Steetz, Bot. Voy. Herald 148. 1854. = *Ayapana elata* (Steetz) R. King & H. Robinson.
- Eupatorium elegans* H. B. K., Nov. Gen. Sp. 4: 104. Ed. Folio. 1818. = *Ageratina elegans* (H. B. K.) R. King & H. Robinson.
- Eupatorium elegans* (Walter) Vent. ex Steudel, Nomencl. Bot. 1: 607. 1840. = *Liatris elegans* (Walter) Michaux.
- Eupatorium elegans* Gardner, London J. Bot. 5: 467. 1846. = *Ayapana amygdalina* (Lam.) R. King & H. Robinson.
- Eupatorium eleutherantherum* Rusby, Mem. Torrey Bot. Club 3(3): 53. 1893. = *Ophryosporus eleutherantherus* (Rusby) B. Robinson.
- Eupatorium ellipticum* Hook. & Arn., Companion Bot. Mag. 1: 240. 1835. = *Chromolaena elliptica* (Hook. & Arn.) R. King & H. Robinson.
- Eupatorium ellipticum* DC., Prodr. 5: 156. 1836. = *Vernonia scandens* DC. VERNONIEAE.
- Eupatorium elongatum* Hook. & Arn., Companion Bot. Mag. 1: 241. 1835. = *Stomatanthus oblongifolius* (Sprengel) H. Robinson.
- Eupatorium elongatum* Willd. ex Hieron., Bot. Jahrb. Syst. 29: 6. 1900, nom. nud. in syn. = *Chromolaena subscandens* (Hieron.) R. King & H. Robinson.
- Eupatorium endyium* B. Robinson, Proc. Amer. Acad. Arts 55: 13. 1919. = *Kaunia endyta* (B. Robinson) R. King & H. Robinson.
- Eupatorium engelmannianum* Link ex Torrey & A. Gray, Fl. N. Amer. 2: 502. 1843, nom. nud. = *Ageratina aromatica* (L.) Spach.
- Eupatorium enixum* B. Robinson, Contr. Gray Herb. 68: 15. 1923. = *Ageratina enixa* (B. Robinson) R. King & H. Robinson.
- Eupatorium ensifolium* Griseb., Goett. Abh. 24: 170. 1879. = *Campovassouria cruciata* (Vell. Conc.) R. King & H. Robinson.
- Eupatorium entleriense* Hieron., Bot. Jahrb. Syst. 22: 767. 1897. = *Austroeupatorium entleriense* (Hieron.) R. King & H. Robinson.
- Eupatorium epaleaceum* (Gardner) B. Robinson, Proc. Amer. Acad. Arts 51: 534. 1916. = *Chromolaena epaleacea* Gardner.
- Eupatorium epilobioides* H. B. K., Nov. Gen. Sp. 4: 97. Ed. Folio. 1818. = *Ageratina gracilis* (H. B. K.) R. King & H. Robinson.
- Eupatorium erectum* Rojas, Cat. Nat. Hist. Corriente 68. 1897, ignota, *Tessaria*? INULEAE?
- Eupatorium ericoides* DC., Prodr. 5: 150. 1836. = *Disynaphia ericoides* (DC.) R. King & H. Robinson.
- Eupatorium erigeroides* DC., Prodr. 5: 171. 1836. = *Hatschbachia tweediana* (Hook. & Arn.) R. King & H. Robinson.
- Eupatorium eriocarpum* B. Robinson & Greenman, Proc. Amer. Acad. Arts 32: 42. 1896. = *Critonia eriocarpa* (B. Robinson & Greenman) R. King & H. Robinson.
- Eupatorium erioclinium* B. Robinson, Proc. Amer. Acad. Arts 54: 243. 1918. = *Hebeclinium erioclinium* (B. Robinson) R. King & H. Robinson.
- Eupatorium eripsimum* B. Robinson, Proc. Amer. Acad. Arts 55: 14. 1919. = *Chromolaena eripsima* (B. Robinson) R. King & H. Robinson.
- Eupatorium erodiifolium* DC., Prodr. 5: 158. 1836. = *Gyptis pinnatifida* Cass.
- Eupatorium erythrocomum* B. Robinson, Proc. Amer. Acad. Arts 43: 31. 1907. = *Ageratina oligocephala* (DC.) R. King & H. Robinson.
- Eupatorium erythrolepis* Schultz-Bip., Linnaea 34: 535. 1865-1866, nom. nud. = *Lorenzianthus viscidus* (Hook. & Arn.) R. King & H. Robinson.
- Eupatorium erythropappum* B. Robinson, Proc. Boston Soc. Nat. Hist. 31: 248. 1904. = *Ageratina ligustrina* (DC.) R. King & H. Robinson.
- Eupatorium esmeraldae* Cuatrec., Anales Ci. Univ. Madrid 4(2): 221. 1935. = *Ageratina rhyopodes* (B. Robinson) R. King & H. Robinson.
- Eupatorium esperanzae* Hassler, Feddes Repert. 11: 170. 1912. = *Ayapanopsis esperanzae* (Hassler) R. King & H. Robinson.
- Eupatorium espinosarum* A. Gray, Proc. Amer. Acad. Arts 15: 28. 1879. = *Ageratina espinosarum* (A. Gray) R. King & H. Robinson.
- Eupatorium estrellense* Hassler, Feddes Repert. 11: 173. 1912. = *Heterocondylus lysimachioides* (Chodat) R. King & H. Robinson.
- Eupatorium etlense* B. Robinson, Contr. Gray Herb. 75: 6. 1925. = *Ageratina etlensis* (B. Robinson) R. King & H. Robinson.
- Eupatorium eucoismoides* B. Robinson, Contr. Gray Herb. 75: 6. 1925. = *Kaunia eucoismoides* (B. Robinson) R. King & H. Robinson.
- Eupatorium eucoismum* B. Robinson, Contr. Gray Herb. 61: 6. 1920. = *Kaunia saltensis* (Hieron.) R. King & H. Robinson.
- Eupatorium eugenei* Small, Fl. S. E. U. S. 1165, 1338. 1903. = *Eupatorium pinnatifidum* Ellis.
- Eupatorium euonymifolium* E. Greene, Pittonia 3: 31. 1896. = *Ageratina lemmonii* (B. Robinson) R. King & H. Robinson.
- Eupatorium euphyes* B. Robinson, Contr. Gray Herb. 68: 16. 1923. = *Ayapanopsis euphyes* (B. Robinson) R. King & H. Robinson.
- Eupatorium eurybiaefolium* E. Greene, Pittonia 4: 275. 1901. = *Ageratina altissima* (L.) R. King & H. Robinson.
- Eupatorium exacoides* G. Don ex Baker, Fl. Bras. 6(3): 154. 1882, nom. nud. = *Ichthyothere terminalis* (Sprengel) Blake. HELIANTHEAE.
- Eupatorium exiguum* Klotzsch ex Steetz, Bot. Voy. Herald 145. 1854, nom. nud. = *Condylidium iresinoides* (H. B. K.) R. King & H. Robinson.
- Eupatorium exinium* B. Robinson, Contr. Gray Herb. 73: 11. 1924. = *Neomirandea eximia* (B. Robinson) R. King & H. Robinson.
- Eupatorium exserto-venosum* Klatt, Abh. Naturf. Ges. Halle 15: 324. 1882. = *Ageratina exserto-venosa* (Klatt) R. King & H. Robinson.
- Eupatorium extensum* Gardner, London J. Bot. 6: 440. 1847. = *Chromolaena extensa* (Gardner) R. King & H. Robinson.
- Eupatorium extrorsum* Schultz-Bip. ex Baker, Fl. Bras. 6(2): 290. 1876, nom. nud. = *Chromolaena ivaeifolia* (L.) R. King & H. Robinson.
- Eupatorium falcatum* Michaux, Fl. Bor.-Amer. 2: 99. 1803. = *Eupatorium purpureum* L.
- Eupatorium farinosum* B. Robinson ex Pittier, Man. Pl. Usual. Venez. 340. 1926. = *Chromolaena farinosa* (B. Robinson) R. King & H. Robinson.
- Eupatorium farinosum* B. Robinson, Contr. Gray Herb. 80: 19. 1928. = *Chromolaena farinosa* (B. Robinson) R. King & H. Robinson.
- Eupatorium fasciculare* Poeppig & Endl., Nov. Gen. Sp. Pl. 3: 54. 1845. = *Chromolaena ivaeifolia* (L.) R. King & H. Robinson.
- Eupatorium fastigiatum* H. B. K., Nov. Gen. Sp. 4: 98. Ed. Folio. 1818. = *Ageratina fastigiata* (H. B. K.) R. King & H. Robinson.
- Eupatorium fendleri* (A. Gray) A. Gray, Proc. Amer. Acad. Arts 17: 205. 1882. = *Brickelliastrum fendleri* (A. Gray) R. King & H. Robinson.
- Eupatorium fernaldii* Godfrey, J. Elisha Mitchell Sci. Soc. 66: 187. 1950, nom. nov. = *Eupatorium album* L.
- Eupatorium ferruginascens* Schultz-Bip. ex Baker, Fl. Bras. 6(2): 348. 1876, nom. nud. = *Barrosoa candolleana* (Hook. & Arn.) R. King & H. Robinson.
- Eupatorium ferrugineum* Labill., Nov. Holl. Pl. 2: 88. T. 180. 1806. = *Helichrysum ferrugineum* (Labill.) Less. INULEAE.
- Eupatorium ferrugineum* Gardner, London J. Bot. 6: 442. 1847. = *Chromolaena ferruginea* [Gardner] R. King & H. Robinson.

- Eupatorium fiebrigii* Hieron. in Urban, Bot. Jahrb. Syst. 40: 371. 1908. = *Fleischmannia*.
- Eupatorium fiebrigii* Hassler, Feddes Repert. 11: 174. 1912. = *Chacoa pseudoprasiiifolia* (Hassler) R. King & H. Robinson.
- Eupatorium filicaule* Schultz-Bip. ex A. Gray, Proc. Amer. Acad. Arts 21: 384. 1886. = *Koanophyllon solidaginoides* (H. B. K.) R. King & H. Robinson.
- Eupatorium filifolium* Hassler, Feddes Repert. 11: 171. 1912. = *Disynaphia filifolia* (Hassler) R. King & H. Robinson.
- Eupatorium finlaysonianum* Wallich ex DC., Prodr. 5: 179. 1836. = *Eupatorium cannabinum* L., ?
- Eupatorium firmum* Glaz., Bull. Soc. Bot. France Mem. 3: 56: 385. 1909, nom. nud. ignota.
- Eupatorium fissifolium* Larran., Escr. D. A. Larranaga 2: 251. 1923, ignota.
- Eupatorium fistulosum* J. Barratt, Class-book Bot., ed. 41, 314. 1849.
- Eupatorium fistulosum* B. Robinson, Proc. Boston Soc. Nat. Hist. 31: 249. 1904. = *Neomirandea angularis* (B. Robinson) R. King & H. Robinson.
- Eupatorium flaccidum* Sprengel ex DC., Prodr. 5: 174. 1836, nom. nud. = *Brickellia diffusa* (Vahl) A. Gray.
- Eupatorium flavidulum* Urban & Ekman, Ark. Bot. 23a(11): 61. 1931. = *Koanophyllon flavidulum* (Urban & Ekman) R. King & H. Robinson.
- Eupatorium flavisetum* B. Robinson, Proc. Amer. Acad. Arts 54: 244. 1918. = *Ageratina flaviseta* (B. Robinson) R. King & H. Robinson.
- Eupatorium flexile* B. Robinson, Proc. Amer. Acad. Arts 55: 14. 1919. = *Koanophyllon flexilis* (B. Robinson) R. King & H. Robinson.
- Eupatorium flexuosum* Lam., Encycl. 2: 411. 1788. = *Faujasia flexuosa* (Lam.) Benth. & Hook. f. ex Hook. f. & Jackson. SENECEONEAE.
- Eupatorium floribundum* H. B. K., Nov. Gen. Sp. 4: 92. Ed. Folio. 1818. = *Chromolaena odorata* (L.) R. King & H. Robinson.
- Eupatorium floridanum* Raf. ex Torrey & A. Gray, Fl. N. Amer. 2: 86. 1841, nom. nud. = *Eupatorium altissimum* L.
- Eupatorium flourensifolium* B. Turner, Wrightia 5: 353. 1977. = *Ageratina flourensifolia* (B. Turner) R. King & H. Robinson.
- Eupatorium foeniculaceum* Willd., Sp. Pl., ed. 5, 3: 1750. 1804. = *Eupatorium capillifolium* (Lam.) Small.
- Eupatorium foeniculoides* Walter, Fl. Carol. 199. 1788. = *Eupatorium capillifolium* (Lam.) Small.
- Eupatorium foliatum* (Schultz-Bip.) Hieron., Bot. Jahrb. Syst. 22: 748. 1897. = *Chromolaena pedunculosa* (Hook. & Arn.) R. King & H. Robinson.
- Eupatorium foliolosum* DC., Prodr. 5: 174. 1836. = *Ophryosporus triangularis* Meyen.
- Eupatorium foliolosum* Wallich ex DC., Prodr. 5: 451. 1836, nom. nud. = *Pluchea indica* (L.) Less. INULEAE.
- Eupatorium fornosanum* Hayata, J. Coll. Sci. Imp. Univ. Tokyo 25: 122. 1908.
- Eupatorium fortunei* Turcz., Bull. Soc. Imp. Naturalistes Moscou 24(1): 170. 1851.
- Eupatorium fragile* B. Robinson, Contr. Gray Herb. 100: 13. 1932. = *Fleischmannia fragilis* (B. Robinson) R. King & H. Robinson.
- Eupatorium frasieri* Poiret, Encycl. Suppl. 2: 600. 1812. = *Ageratina altissima* (L.) R. King & H. Robinson.
- Eupatorium fraternum* DC., Prodr. 5: 163. 1836. = *Ayapana amygdalina* (Lam.) R. King & H. Robinson.
- Eupatorium freyreysi* Thunb., Pl. Bras. 2: 25. 1818. = *Ophryosporus freyreysi* (Thunb.) Baker.
- Eupatorium frustratum* B. Robinson, Proc. Amer. Acad. Arts 47: 193. 1911. = *Chromolaena frustrata* (B. Robinson) R. King & H. Robinson.
- Eupatorium fruticosum* L., Syst. Nat. ed. 10, 1204. 1759, ignota.
- Eupatorium fruticosum* Miller, Gard. Dict, ed. 8, 6. 1768. = *Mikania houstoniana* (L.) B. Robinson.
- Eupatorium fruticosum* Desf., Tabl. Ecole Bot. 98. 1804, = *Kuhnia frutescens* Hornem., ignota.
- Eupatorium fuertesii* Urban, Feddes Repert. 17: 9. 1921. = *Vernonia fuertesii* (Urban) H. Robinson. VERNONIEAE.
- Eupatorium fuliginosum* H. B. K., Nov. Gen. Sp. 4: 86. Ed. Folio. 1818. = *Condylodidium fuliginosum* (H. B. K.) R. King & H. Robinson.
- Eupatorium fulvum* Hook. & Arn., Companion Bot. Mag. 1: 241. 1835. = *Mikania fulva* (Hook. & Arn.) Baker.
- Eupatorium fulvum* Raf., New Fl. 4: 80. 1836, ignota.
- Eupatorium funckii* B. Robinson, Contr. Gray Herb. 68: 16. 1923. = *Ageratina funckii* (B. Robinson) R. King & H. Robinson.
- Eupatorium furcatum* Lam., Encycl. 2: 407. 1788. = *Chromolaena ivaeifolia* (L.) R. King & H. Robinson.
- Eupatorium fuscobrunum* Walter, Fl. Carol. 199. 1788. = *Eupatorium purpureum* L.
- Eupatorium fuscum* N. E. Br., Trans. Linn. Soc. London, Bot. 2: 6: 39. 1901. = *Koanophyllon fuscum* (N. E. Br.) R. King & H. Robinson.
- Eupatorium gabbii* Urban, Feddes Repert. 17: 50. 1921. = *Koanophyllon gabbii* (Urban) R. King & H. Robinson.
- Eupatorium galeopsifolium* Gardner, London J. Bot. 6: 446. 1847. = *Gymnocondylus galeopsifolius* (Gardner) R. King & H. Robinson.
- Eupatorium galeottii* B. Robinson, Contr. Gray Herb. 68: 17. 1923. = *Koanophyllon galeottii* (B. Robinson) R. King & H. Robinson.
- Eupatorium ganophyllum* Mattf. ex Pilger, Notizbl. Bot. Gart. Berlin-Dahlem 9: 379. 1925. = *Morithamnus ganophyllum* (Mattf.) R. King & H. Robinson.
- Eupatorium gardnerianum* Hieron., Bot. Jahrb. Syst. 22: 758. 1897, nom. nov. = *Campulochinium hirsutum* Gardner.
- Eupatorium gascae* B. Robinson, Proc. Amer. Acad. Arts 55: 15. 1919. = *Aristeguietia gascae* (B. Robinson) R. King & H. Robinson.
- Eupatorium gaudichaudianum* DC., Prodr. 5: 148. 1836. = *Grazziella gaudichaudeana* (DC.) R. King & H. Robinson.
- Eupatorium gayanum* Wedd., Chlor. And. 1: 216. 1857. = *Aristeguietia gayana* (Wedd.) R. King & H. Robinson.
- Eupatorium geminatum* McVaugh, Contr. Univ. Michigan Herb. 9: 396. 1972. = *Ageratina geminata* (McVaugh) R. King & H. Robinson.
- Eupatorium gentianoides* (B. Robinson) B. Robinson, Contr. Gray Herb. 100: 14. 1932. = *Chromolaena gentianoides* (B. Robinson) R. King & H. Robinson.
- Eupatorium geranifolium* Urban, Symb. Antill. 1: 458. 1899. = *Chromolaena geranifolia* (Urban) R. King & H. Robinson.
- Eupatorium gibbosum* Urban, Feddes Repert. 17: 49. 1921. = *Koanophyllon gibbosum* (Urban) R. King & H. Robinson.
- Eupatorium gibertii* Baker ex Herter, Estud. Bot. Reg. Uruguay 4: 119. 1930, nom. nud. ignota.
- Eupatorium gilbertii* B. Robinson, Proc. Amer. Acad. Arts 55: 16. 1919. = *Ageratina gilbertii* (B. Robinson) R. King & H. Robinson.
- Eupatorium glabellum* Hort. ex Sieber & Voss, Blumengartner 1: 448. 1894, nom. nud. = *Ageratina ligustrina* (DC.) R. King & H. Robinson.
- Eupatorium glaberrimum* DC., Prodr. 5: 144. 1836. = *Chromolaena glaberrima* (DC.) R. King & H. Robinson.
- Eupatorium glabratum* H. B. K., Nov. Gen. Sp. 4: 100. Ed. Folio. 1818. = *Ageratina glabrata* (H. B. K.) R. King & H. Robinson.
- Eupatorium glabratum* Hort. Berol., Hort. Berol. 61. 1832. = *Ageratina modesta* (Kunth) R. King & H. Robinson.
- Eupatorium glabratum* Hort. ex Kunth, Ind. Sem. Hort. Berol. 13. 1847. = *Ageratina modesta* (Kunth) R. King & H. Robinson.

- Eupatorium glabriusculum* DC., Prodr. 5: 161. 1836. = *Heterocondylus alatus* (Vell. Conc.) R. King & H. Robinson.
- Eupatorium glabrum* Heyne ex Wallich, Num. List Dr. Pl. 3283. 1831, nom. nud. = *Vernonia bracteata* Wallich ex Hook. f. ? VERNONIEAE.
- Eupatorium glanduliferum* Hieron. in Sodiro, Bot. Jahrb. Syst. 29: 13. 1900. = *Ageratina glandulifera* (Hieron.) R. King & H. Robinson.
- Eupatorium glandulosissimum* Malme, Kongl. Svenska Vetenskapsakad. Handl. 32(5): 40. 1899. = *Ayapana amygdalina* (Lam.) R. King & H. Robinson.
- Eupatorium glandulosum* Michaux, Fl. Bor.-Amer. 2: 98. 1803. = *Eupatorium album* L.
- Eupatorium glandulosum* H. B. K., Nov. Gen. Sp. 4: 96. Ed. Folio. 1818. = *Ageratina adenophora* (Sprengel) R. King & H. Robinson.
- Eupatorium glandulosum* Hort. ex Kunth, Ind. Sem. Hort. Berol. 13. 1847. = *Ageratina mairetiana* (DC.) R. King & H. Robinson.
- Eupatorium glandulosum* Schultz-Bip. ex Baker, Fl. Bras. 6(2): 314. 1876, nom. nud. = *Ayapana amygdalina* (Lam.) R. King & H. Robinson.
- Eupatorium glastifolium* Bertol., Misc. Bot. 5: 16. 1846. = *Trilisa odoratissima* (Willd.) Cass.
- Eupatorium glaucescens* Ellis, Sketch Bot. S. Carolina 2: 297. 1822. = *Eupatorium cuneifolium* Willd.
- Eupatorium glaucum* Schultz-Bip. ex Klatt, Leopoldina 20: 89. 1884. = *Ageratina glauca* (Schultz-Bip. ex Klatt) R. King & H. Robinson.
- Eupatorium glaziovii* Baker, Fl. Bras. 6(2): 357. 1876. = *Campanuloclinium purpurascens* (Schultz-Bip. ex Baker) R. King & H. Robinson.
- Eupatorium glechomaefolium* Mocino ex DC., Prodr. 5: 139. 1836, nom. nud. = *Brickellia veronicaefolia* (H. B. K.) A. Gray.
- Eupatorium glechonophyllum* Less., Linnaea 6: 105. 1831. = *Ageratina glechonophylla* (Less.) R. King & H. Robinson.
- Eupatorium glehni* F. Schmidt ex Trautv., Trudy Imp. S.-Peterburgsk. Bot. Sada 8: 432. 1883. = *Eupatorium chinense* L.
- Eupatorium glischnum* B. Robinson, Proc. Amer. Acad. Arts 54: 245. 1918. = *Ageratina glischna* (B. Robinson) R. King & H. Robinson.
- Eupatorium gloeocladum* B. Robinson, Proc. Amer. Acad. Arts 55: 17. 1919. = *Ageratina gloeoclada* (B. Robinson) R. King & H. Robinson.
- Eupatorium glomeratum* DC., Prodr. 5: 154. 1836. = *Cronquistanthus glomeratus* (DC.) R. King & H. Robinson.
- Eupatorium glumaceum* DC., Prodr. 5: 181. 1836. = *Condylium iresinoides* (H. B. K.) R. King & H. Robinson.
- Eupatorium glutinosum* Lam., Encycl. 2: 408. 1788. = *Aristeguetia glutinosa* (Lam.) R. King & H. Robinson.
- Eupatorium glyptophlebium* B. Robinson, Proc. Amer. Acad. Arts 54: 245. 1918. = *Ageratina glyptophlebia* (B. Robinson) R. King & H. Robinson.
- Eupatorium gnidioides* DC., Prodr. 5: 150. 1836. = *Disynaphia ligulaefolia* (Hook. & Arn.) R. King & H. Robinson.
- Eupatorium godfreyanum* Cronq., Brittonia 37: 238. 1985.
- Eupatorium gongorae* Cuatrec., Trab. Mus. Nac. Ci. Nat., Ser. Bot. 29: 17. 1935. = *Asplundianthus arcuans* (B. Robinson) R. King & H. Robinson.
- Eupatorium gonocladum* DC., Prodr. 5: 171. 1836. = *Ageratina glabrata* (H. B. K.) R. King & H. Robinson.
- Eupatorium gonzalezii* B. Robinson, Proc. Amer. Acad. Arts 36: 479. 1901. = *Fleischmannia gonzalezii* (B. Robinson) R. King & H. Robinson.
- Eupatorium gouani* Hort. ex Sprengel, Novi Provent 23. 1819. = *Salmea eupatoria* DC. HELIANTHEAE.
- Eupatorium goyazense* Glaz., Bull. Soc. Bot. France Mem. 3: 56: 386. 1909, nom. nud. = *Ayapana amygdalina* (Lam.) R. King & H. Robinson.
- Eupatorium gracile* H. B. K., Nov. Gen. Sp. 4: 97. Ed. Folio. 1818. = *Ageratina gracilis* (H. B. K.) R. King & H. Robinson.
- Eupatorium gracile* D. Don ex Hook. & Arn., Companion Bot. Mag. 1: 243. 1835, nom. nud. = *Ageratina glechonophylla* (Less.) R. King & H. Robinson.
- Eupatorium gracilentum* B. Robinson, Proc. Amer. Acad. Arts 55: 18. 1919. = *Ageratina gracilentata* (B. Robinson) R. King & H. Robinson.
- Eupatorium gracilicaule* Schultz-Bip. ex B. Robinson, Proc. Amer. Acad. Arts 42: 39. 1906. = *Koanophyllum gracilicaule* (Schultz-Bip. ex B. Robinson) R. King & H. Robinson.
- Eupatorium graciliflorum* DC., Prodr. 5: 145. 1836. = *Chromolaena odorata* (L.) R. King & H. Robinson.
- Eupatorium gracilipes* Urban, Symb. Antill. 5: 522. 1908. = *Koanophyllum gracilipes* (Urban) R. King & H. Robinson.
- Eupatorium gracillimum* Hayata, Icon. Pl. Formosan. 3: 124. 1913. = *Eupatorium tashiroyi* Hayata.
- Eupatorium graminifolium* Chodat, Bull. Herb. Boissier Ser. 2. 1: 411. 1901. = *Camposouria cruciata* (Vell. Conc.) R. King & H. Robinson. ?
- Eupatorium grande* Schultz-Bip. ex Baker, Fl. Bras. 6(2): 347. 1876. = *Heterocondylus grandis* (Schultz-Bip. ex Baker) R. King & H. Robinson.
- Eupatorium grandiceps* Wright, Anales Acad. Ci. Med. Habana 6: 178. 1869. = *Koanophyllum grandiceps* (Wright) R. King & H. Robinson.
- Eupatorium grandiceps* Wright, Fl. Cub. 76. 1873. = *Koanophyllum grandiceps* (Wright) R. King & H. Robinson.
- Eupatorium grandidentatum* DC., Prodr. 5: 167. 1836. = *Ageratina pazcuarensis* (H. B. K.) R. King & H. Robinson.
- Eupatorium grandiflorum* Hook., Fl. Bor.-Amer. 2: 26. 1834. = *Brickellia grandiflora* (Hook.) Nutt.
- Eupatorium grandiflorum* Andre, Rev. Hort. 384. 1882. = *Barlettina sordida* (Less.) R. King & H. Robinson.
- Eupatorium grandifolium* Regel, Gartenflora 1: 102. T. 12. 1852. = *Ageratina grandifolia* (Regel) R. King & H. Robinson.
- Eupatorium greggii* A. Gray, Syn. Fl. N. Amer. 1(2): 102. 1884. = *Conoclinium greggii* (A. Gray) Small.
- Eupatorium grisebachii* Molt. & Gomez, Anales Hist. Nat. 19: 272. 1890. = *Crutonia imbricata* Griseb.
- Eupatorium grisebachianum* Alain, Candollea 17: 121. 1960, nom. nov. = *Koanophyllum grisebachianum* (Alain) R. King & H. Robinson.
- Eupatorium griseo-viride* Schultz-Bip. ex Baker, Fl. Bras. 6(2): 353. 1876, nom. nud. = *Koanophyllum adamantium* (Gardner) R. King & H. Robinson.
- Eupatorium griseopubescens* Dusen ex Malme, Kongl. Svenska Vetenskapsakad. Handl. Ser. 3. 12(2): 49. 1933. = *Campanuloclinium burchellii* (Baker) R. King & H. Robinson.
- Eupatorium griseum* Coulter, Bot. Gaz. (Crawfordsville) 20: 43. 1895. = *Peteravenia grisea* (Coulter) R. King & H. Robinson.
- Eupatorium grossedentatum* Martius ex Colla, Herb. Pedem. 3: 284. 1834, ignota.
- Eupatorium grossidentatum* Hieron. in Urban, Bot. Jahrb. Syst. 40: 377. 1908. = *Kaunia grossidentata* (Hieron.) R. King & H. Robinson.
- Eupatorium guadalupense* Sprengel, Syst. Veg. Fl. Peruv. Chil. 3: 414. 1826. = *Fleischmannia microstemmon* (Cass.) R. King & H. Robinson.
- Eupatorium guanaiense* Britton, Bull. Torrey Bot. Club 18: 333. 1891. = *Chromolaena ivaeifolia* (L.) R. King & H. Robinson.
- Eupatorium guapulense* Klatt, Leopoldina 20: 90. 1884, nom. nov. = *Hebeclinium tetragonum* Benth.
- Eupatorium guatemalense* Regel, Ind. Sem. Turic. 4. 1850, ignota.

- Eupatorium guatemalense* Regel ex Walp., Ann. Bot. Syst. 2: 816. 1852, ignota.
- Eupatorium guevarae* R. King & H. Robinson, Sida 3: 322. 1969. = *Hebeclinium guevarae* (R. King & H. Robinson) R. King & H. Robinson.
- Eupatorium gundlachii* Urban, Symb. Antill. 3: 399. 1903. = *Koanophyllon gundlachii* (Urban) R. King & H. Robinson.
- Eupatorium gynoxioides* Rusby, Bull. New York Bot. Gard. 4: 380. 1907. = *Kaunia gynoximorpha* (Rusby ex B. Robinson) R. King & H. Robinson.
- Eupatorium gynoxoides* Wedd., Chlor. And. 1: 216. 1857. = *Ageratina gynoxoides* (Wedd.) R. King & H. Robinson.
- Eupatorium gynoxymorphum* Rusby ex B. Robinson, Contr. Gray Herb. 61: 7. 1920. = *Kaunia gynoximorpha* (Rusby ex B. Robinson) R. King & H. Robinson.
- Eupatorium haageanum* Regel & Koern., Ind. Sem. Hort. Petrop. 40. 1857, ignota.
- Eupatorium haenkeanum* DC., Prodr. 5: 158. 1836. = *Chromolaena haenkeana* (DC.) R. King & H. Robinson.
- Eupatorium hakonense* Nakai, Bot. Mag. (Tokyo) 41: 512. 1927. = *Eupatorium chinense* L.
- Eupatorium halbertianum* McVaugh, Contr. Univ. Michigan Herb. 9: 398. 1972. = *Ageratina halbertiana* (McVaugh) R. King & H. Robinson.
- Eupatorium halimifolium* DC., Prodr. 5: 150. 1836. = *Disynaphia halimifolia* (DC.) R. King & H. Robinson.
- Eupatorium hammatocladum* Britton & B. Robinson, Proc. Amer. Acad. Arts 54: 246. 1918. = *Koanophyllon hammatocladum* (B. Robinson & Britton) R. King & H. Robinson.
- Eupatorium hardwarense* Proctor ex C. Adams, Phytologia 21: 409. 1971. = *Koanophyllon hardwarense* (Proctor ex C. Adams) R. King & H. Robinson.
- Eupatorium harnedii* Steele ex Harned, Wild. Fl. Alleghanies 501. 1931. = *Eupatorium purpureum* L.
- Eupatorium harrisii* Urban, Symb. Antill. 1: 460. 1899. = *Ageratina riparia* (Regel) R. King & H. Robinson.
- Eupatorium hartii* Urban, Symb. Antill. 3: 395. 1903. = *Ageratina hartii* (Urban) R. King & H. Robinson.
- Eupatorium hartwegii* Benth., Pl. Hartw. 19. 1839. = *Conoclinium betonicifolium* (Miller) R. King & H. Robinson.
- Eupatorium harvardianum* Steyerf., Fieldiana, Bot. 28(3): 636. 1953, nom. nov. = *Bahianthus viscosus* (Sprengel) R. King & H. Robinson.
- Eupatorium hasslerianum* Chodat, Bull. Herb. Boissier Ser. 2: 3: 711. 1903. = *Ayapana amygdalina* (Lam.) R. King & H. Robinson.
- Eupatorium hastatum* L., Syst. Nat. ed. 10, 1204. 1759. = *Mikania hastata* (L.) Willd.
- Eupatorium hastiferum* Standley & Steyerf., Publ. Field Mus. Nat. Hist., Bot. Ser. 22: 303. 1940. = *Bartlettina hastifera* (Standley & Steyerf.) R. King & H. Robinson.
- Eupatorium hastile* Schauer, Linnaea 19: 719. 1847. = *Critonia spinaciaefolia* (DC.) R. King & H. Robinson.
- Eupatorium haughtii* B. Robinson, Contr. Gray Herb. 90: 25. 1930. = *Chromolaena haughtii* (B. Robinson) R. King & H. Robinson.
- Eupatorium havanense* H. B. K., Nov. Gen. Sp. 4: 100. Ed. Folio. 1818. = *Ageratina havanensis* (H. B. K.) R. King & H. Robinson.
- Eupatorium hebebotrya* (DC.) Hemsley, Biol. Cent.-Amer., Bot. 2: 95. 1881. = *Critonia liebebotrya* DC.
- Eupatorium hebecladum* DC., Prodr. 5: 164. 1836. = *Barrosoa candolleana* (Hook. & Arn.) R. King & H. Robinson.
- Eupatorium hebes* B. Robinson, Contr. Gray Herb. 75: 7. 1925. = *Ageratina hebes* (B. Robinson) R. King & H. Robinson.
- Eupatorium hecatanthum* Schultz-Bip., Linnaea 30: 182. 1859-1860, nom. nud. = *Ayapanopsis didyma* (Klatt) R. King & H. Robinson.
- Eupatorium hecatanthum* (DC.) Baker, Fl. Bras. 6(2): 365. 1876. = *Urolepis hecatantha* (DC.) R. King & H. Robinson.
- Eupatorium hederæfolium* A. Gray, Pl. Fendler. 65. 1848. = *Ageratina hederæfolia* (A. Gray) R. King & H. Robinson.
- Eupatorium helenæ* Buscal. & Muschler, Bot. Jahrb. Syst. 49: 505. 1913, ignota, American material falsely credited to Africa.
- Eupatorium helianthemoides* B. Robinson, Contr. Gray Herb. 77: 17. 1926. = *Koanophyllon helianthemoides* (B. Robinson) R. King & H. Robinson.
- Eupatorium helianthifolium* H. B. K., Nov. Gen. Sp. 4: 99. Ed. Folio. 1818. = *Badilloa helianthifolia* (H. B. K.) R. King & H. Robinson.
- Eupatorium hemipteropodum* B. Robinson, Proc. Amer. Acad. Arts 42: 39. 1906. = *Critonia hemipteropoda* (B. Robinson) R. King & H. Robinson.
- Eupatorium hemisphaericum* DC., Prodr. 5: 158. 1836. = *Bartlettina hemisphaerica* (DC.) R. King & H. Robinson.
- Eupatorium heptaneurum* Urban, Symb. Antill. 7: 554. 1913. = *Koanophyllon heptaneurum* (Urban) R. King & H. Robinson.
- Eupatorium heptanthum* Schultz-Bip. ex Wedd., Chlor. And. 1: 217. 1857. = *Ophryosporus heptanthus* (Schultz-Bip. ex Wedd.) R. King & H. Robinson.
- Eupatorium heptanthum* Schultz-Bip. ex Rusby, Bull. New York Bot. Gard. 4: 378. 1907. = *Ageratina sternbergiana* (DC.) R. King & H. Robinson.
- Eupatorium herbaceum* (A. Gray) E. Greene, Pittonia 4: 279. 1901. = *Ageratina herbacea* (A. Gray) R. King & H. Robinson.
- Eupatorium herrerae* B. Robinson, Contr. Gray Herb. 80: 20. 1928. = *Badilloa herrerae* (B. Robinson) R. King & H. Robinson.
- Eupatorium herzogii* B. Robinson, Contr. Gray Herb. 68: 19. 1923. = *Chromolaena herzogii* (B. Robinson) R. King & H. Robinson.
- Eupatorium heteroclinium* Griseb., Fl. Brit. W. I. 358. 1861. = *Chromolaena heteroclinia* (Griseb.) R. King & H. Robinson.
- Eupatorium heterolaenum* Schultz-Bip. ex Baker, Fl. Bras. 6(2): 328. 1876, nom. nud. = *Grazielia serrata* (Sprengel) R. King & H. Robinson.
- Eupatorium heterolepis* B. Robinson, Proc. Amer. Acad. Arts 35: 335. 1900. = *Neomirandea araliaefolia* (Less.) R. King & H. Robinson.
- Eupatorium heteroneurum* (Ernst) B. Robinson, Contr. Gray Herb. 80: 21. 1928. = *Critonia heteroneura* Ernst.
- Eupatorium heterophyllum* DC., Prodr. 5: 180. 1836. = *Eupatorium cannabinum* L.
- Eupatorium heterophyllum* A. Rich. in Sagra, Hist. Fis. Cuba, Bot. 3: 39. 1853. = *Grisebachianthus holquinensis* (B. Robinson) R. King & H. Robinson.
- Eupatorium heterosquameum* Urban & Ekman, Ark. Bot. 23a(11): 54. 1931. = *Chromolaena heterosquamea* (Urban & Ekman) R. King & H. Robinson.
- Eupatorium hexanthum* DC., Prodr. 5: 148. 1836. = *Chromolaena hirsuta* (Hook. & Arn.) R. King & H. Robinson.
- Eupatorium heydeanum* B. Robinson, Proc. Amer. Acad. Arts 35: 335. 1900. = *Amolinia heydeana* (B. Robinson) R. King & H. Robinson.
- Eupatorium hickenii* Cabrera & Vittet, Revista Mus. Eva Peron, Secc. Bot. 8: 246. 1954. = *Campuloclinium hickenii* (Cabrera & Vittet) R. King & H. Robinson.
- Eupatorium hidalgense* B. Robinson, Contr. Gray Herb. 75: 8. 1925. = *Ageratina hidalgensis* (B. Robinson) R. King & H. Robinson.
- Eupatorium hidroides* B. Robinson, Contr. Gray Herb. 73: 12. 1924. = *Koanophyllon hidroides* (B. Robinson) R. King & H. Robinson.
- Eupatorium hiemale* Lillo, Prim. Reun. Nac. Soc. Argent. Ci. Nat. 218. 1919. = *Kaunia lasiophthalma* (Hieron.) R. King & H. Robinson.

- Eupatorium hilarii* B. Robinson, Contr. Gray Herb. 68: 19. 1923.  
= *Malmeanthus hilarii* (B. Robinson) R. King & H. Robinson.
- Eupatorium hirsutissimum* Baker, Fl. Bras. 6(2): 311. 1876. =  
*Dasycondylus hirsutissimus* (Baker) R. King & H. Robinson.
- Eupatorium hirsutum* Hook. & Arn., Companion Bot. Mag. 1:  
239. 1835. = *Chromolaena hirsuta* (Hook. & Arn.) R. King &  
H. Robinson.
- Eupatorium hirsutum* DC., Prodr. 5: 170. 1836. = *Ageratina*  
*liebmannii* (Schultz-Bip. ex Klatt) R. King & H. Robinson.
- Eupatorium hirsutum* (Gardner) Baker, Fl. Bras. 6(2): 359. 1876.  
= *Campuloclinium hirsutum* Gardner.
- Eupatorium hirtum* Less. ex Baker, Fl. Bras. 6(2): 260. 1876,  
nom. nud. = *Mikania hirsutissima* DC.
- Eupatorium hispidulum* (DC.) Malme, Ark. Bot. 24a(8): 20. 1932.  
= *Chromolaena maximiliani* (Schrader ex DC.) R. King & H.  
Robinson.
- Eupatorium hispidum* Pers., Syn. Pl. 2: 402. 1807. = *Vernonia*  
? VERNONIEAE ?
- Eupatorium hitchcockii* B. Robinson, Contr. Gray Herb. 73: 14.  
1924. = *Neomirandea homogama* (Hieron.) H. Robinson &  
Brettell.
- Eupatorium hoffmannii* Kuntze, Revis. Gen. Pl. 3(2): 147. 1898.  
= *Sphaereupatorium scandens* (Gardner) R. King & H. Rob-  
inson.
- Eupatorium holguinense* B. Robinson, Contr. Gray Herb. 77: 18.  
1926. = *Grisebachianthus holguinensis* (B. Robinson) R. King  
& H. Robinson.
- Eupatorium holwayanum* B. Robinson, Proc. Amer. Acad. Arts  
42: 40. 1906. = *Fleischmannia holwayana* (B. Robinson) R.  
King & H. Robinson.
- Eupatorium holzingeri* Rydb., Brittonia 1: 97. 1931. = *Eupato-*  
*rium purpureum* L.
- Eupatorium hondurensis* B. Robinson in B. Robinson & Standley,  
J. Arnold Arbor. 11: 44. 1930. = *Koanophyllon hondurensis*  
(B. Robinson) R. King & H. Robinson.
- Eupatorium hookerianum* Griseb., Goett. Abh. 19: 118. 1874.  
= *Chromolaena hookeriana* (Griseb.) R. King & H. Robinson.
- Eupatorium horninoides* (DC.) Baker, Fl. Bras. 6(2): 300. 1876.  
= *Chromolaena horninoides* DC.
- Eupatorium horsfieldii* Miq., Fl. Ned. Ind. 2: 27. 1856. = *Aus-*  
*troeupatorium inulaefolium* (H. B. K.) R. King & H. Robinson.
- Eupatorium hosanense* B. Robinson, Contr. Gray Herb. 100: 14.  
1932. = *Kaunia hosanensis* (B. Robinson) R. King & H. Rob-  
inson.
- Eupatorium hospitale* B. Robinson, Proc. Amer. Acad. Arts 43:  
32. 1907. = *Critonia hospitalis* (B. Robinson) R. King & H.  
Robinson.
- Eupatorium hotteanum* Urban & Ekman, Ark. Bot. 23a(11): 63.  
1931. = *Koanophyllon hotteanum* (Urban & Ekman) R. King  
& H. Robinson.
- Eupatorium houstonianum* L., Sp. Pl. 836. 1753. = *Mikania*  
*houstoniana* (L.) B. Robinson.
- Eupatorium houstonis* L., Syst. Nat. ed. 10, 1204. 1759. = *Mi-*  
*kania houstoniana* (L.) B. Robinson.
- Eupatorium huambutiense* Cabrera, Revista Univ. (Cuzco) 33(87):  
117-(122). 1945. = *Helogyne tacaquirensis* Hieron. in Urban.
- Eupatorium huantae* B. Robinson, Contr. Gray Herb. 104: 16.  
1934. = *Koanophyllon huantae* (B. Robinson) R. King & H.  
Robinson.
- Eupatorium huehuetecum* Standley & Steyerl., Publ. Field Mus.  
Nat. Hist., Bot. Ser. 22: 304. 1940. = *Ageratina bustamenta*  
(DC.) R. King & H. Robinson.
- Eupatorium huigrense* B. Robinson, Contr. Gray Herb. 61: 7.  
1920. = *Fleischmannia obscurifolia* (Hieron. in Sodiro) R. King  
& H. Robinson.
- Eupatorium humboldtii* Hieron., Bot. Jahrb. Syst. 28: 571. 1901.  
= *Ageratina asclepiadea* (L. f.) R. King & H. Robinson.
- Eupatorium humile* (Benth.) B. Robinson, Proc. Amer. Acad.  
Arts 54: 322. 1918. = *Lourteigia humilis* (Benth.) R. King &  
H. Robinson.
- Eupatorium hunzigeri* Hieron., Bot. Jahrb. Syst. 22: 779. 1897.  
= *Gyptis crassipes* (Hieron.) R. King & H. Robinson.
- Eupatorium hygrohylaem* B. Robinson, Contr. Gray Herb. 77:  
19. 1926. = *Hebeclinium hygrohylaem* (B. Robinson) R. King  
& H. Robinson.
- Eupatorium hygrophilum* Alain, Contr. Ocas. Mus. Hist. Nat.  
Colegio "De La Salle" 18: 6. 1960. = *Spaniopappus hygrophilus*  
(Alain) R. King & H. Robinson.
- Eupatorium hylibates* B. Robinson, Proc. Amer. Acad. Arts 54:  
246. 1918. = *Jaramilloa hylibates* (B. Robinson) R. King &  
H. Robinson.
- Eupatorium hylobium* B. Robinson, Proc. Boston Soc. Nat. Hist.  
31: 249. 1904. = *Bartlettina hylobia* (B. Robinson) R. King &  
H. Robinson.
- Eupatorium hylonomum* B. Robinson, Proc. Boston Soc. Nat.  
Hist. 31: 250. 1904. = *Koanophyllon hylonoma* (B. Robinson)  
R. King & H. Robinson.
- Eupatorium hylophilum* B. Robinson, Proc. Amer. Acad. Arts  
55: 18. 1919. = *Ayapana hylophila* (B. Robinson) R. King &  
H. Robinson.
- Eupatorium hylophorbium* B. Robinson, Contr. Gray Herb. 104:  
16. 1934. = *Hebeclinium hylophorbium* (B. Robinson) R. King  
& H. Robinson.
- Eupatorium hymenolepis* B. Robinson, Proc. Amer. Acad. Arts  
43: 33. 1907. = *Fleischmannia pycnocephala* (Less.) R. King  
& H. Robinson.
- Eupatorium hymenophyllum* Klatt in T. Durand & Pittier, Bull.  
Soc. Roy. Bot. Belgique 31: 190. 1892. = *Fleischmannia hy-*  
*menophylla* (Klatt) R. King & H. Robinson.
- Eupatorium hypargyrum* B. Robinson, Proc. Amer. Acad. Arts  
55: 19. 1919. = *Grosvenoria hypargyra* (B. Robinson) R. King  
& H. Robinson.
- Eupatorium hypericifolium* H. B. K., Nov. Gen. Sp. 4: 93. Ed.  
Folio. 1818. = *Chromolaena hypericifolia* (H. B. K.) R. King  
& H. Robinson.
- Eupatorium hypodictyon* B. Robinson, Proc. Boston Soc. Nat.  
Hist. 31: 250. 1904. = *Chromolaena hypodictya* (B. Robinson)  
R. King & H. Robinson.
- Eupatorium hypoleucum* Griseb., Mem. Amer. Acad. Arts 8: 512.  
1863. = *Grisebachianthus hypoleucus* (Griseb.) R. King & H.  
Robinson.
- Eupatorium hypomalacum* B. Robinson ex J. D. Smith, Bot. Gaz.  
(Crawfordsville) 35: 4. 1903. = *Koanophyllon hypomalaca* (B.  
Robinson ex J. D. Smith) R. King & H. Robinson.
- Eupatorium hypomalacum* var. *wetmorei* B. Robinson, Contr.  
Gray Herb. 104: 17. 1934. = *Koanophyllon wetmorei* (B. Rob-  
inson) R. King & H. Robinson.
- Eupatorium hyrcanicum* Steven, Bull. Soc. Imp. Naturalistes  
Moscou 29(2): 371. 1856. = *Eupatorium cannabinum* L.
- Eupatorium hyssopifolium* L., Sp. Pl. 836. 1753.
- Eupatorium hyssopinum* A. Gray, Proc. Amer. Acad. Arts 15:  
28. 1880. = *Ageratina hyssopina* (A. Gray) R. King & H. Rob-  
inson.
- Eupatorium ianthinum* (Hook.) Hemsley, Biol. Cent.-Amer., Bot.  
2: 96. 1881. = *Bartlettina sordida* (Less.) R. King & H. Rob-  
inson.
- Eupatorium ibaguense* Schultz-Bip. ex Hieron. in Urban, Bot.  
Jahrb. Syst. 40: 384. 1908. = *Ageratina ibaguensis* (Schultz-  
Bip. ex Hieron.) R. King & H. Robinson.
- Eupatorium ignoratum* Hieron. in Urban, Bot. Jahrb. Syst. 40:  
379. 1908. = *Kaunia ignorata* (Hieron.) R. King & H. Rob-  
inson.
- Eupatorium ignotum* V. Badillo, Bol. Soc. Venez. Ci. Nat. 10:  
290. 1946. = *Fleischmannia ignota* (V. Badillo) R. King & H.  
Robinson.

- Eupatorium illitum* Urban, Symb. Antill. 3: 401. 1901. = *Ageratina illita* (Urban) R. King & H. Robinson.
- Eupatorium imbricatum* (Griseb.) Urban, Symb. Antill. 1: 460. 1900. = *Critonia imbricata* Griseb.
- Eupatorium imitans* B. Robinson, Contr. Gray Herb. 68: 20. 1923. = *Fleischmannia imitans* (B. Robinson) R. King & H. Robinson.
- Eupatorium impetiolare* Griseb., Fl. Brit. W. 1. 357. 1861. = *Chromolaena impetiolaris* (Griseb.) Nicolson.
- Eupatorium inaequidens* Urban, Symb. Antill. 1: 460. 1899. = *Critonia inaequidens* (Urban) R. King & H. Robinson.
- Eupatorium inamoenum* Martius ex Baker, Fl. Bras. 6(2): 213. 1876, nom. nud. = *Trichogonia villosa* Schultz-Bip. ex Baker.
- Eupatorium incanum* Schultz-Bip. ex Baker, Fl. Bras. 6(2): 327. 1876, nom. nud. = *Disynaphia halimifolia* (DC.) R. King & H. Robinson.
- Eupatorium incarnatum* Walter, Fl. Carol. 200. 1788. = *Fleischmannia incarnata* (Walter) R. King & H. Robinson.
- Eupatorium incarum* B. Robinson, Mem. Gray Herb. 1: 122. 1917. = *Nothobaccharis candolleana* (Steudel) R. King & H. Robinson.
- Eupatorium incasicum* Wedd., Chlor. And. 1: 217. 1857. = *Ageratina pentlandiana* (DC.) R. King & H. Robinson.
- Eupatorium incisum* Rich., Actes Soc. Hist. Nat. Paris 1: 112. 1792, ignota.
- Eupatorium incisum* Griseb., Cat. Pl. Cub. 146. 1866. = *Koanophyllon grisebachianum* (Alain) R. King & H. Robinson.
- Eupatorium incisum* Chapman, Fl. South. U. S., ed. 3, 216. 1897. = *Ageratina jucunda* (E. Greene) A. Clewell & Wooten.
- Eupatorium incomptum* DC., Prodr. 5: 173. 1836. = *Decachaeta incompta* (DC.) R. King & H. Robinson.
- Eupatorium inconspicuum* Schultz-Bip., Linnaea 34: 535. 1865-1866. = *Ageratina azangaroensis* (Schultz-Bip. ex Wedd.) R. King & H. Robinson.
- Eupatorium indigofera* Parodi, Anales Soc. Ci. Argent. 5: 39. 1877. = *Koanophyllon tinctorium* Arruda.
- Eupatorium innumerosum* DC., Prodr. 5: 164. 1836. = *Ageratina*?
- Eupatorium insigne* Malme, Ark. Bot. 24a(8): 28. 1932. = *Praxelis insignis* (Malme) R. King & H. Robinson.
- Eupatorium integerrimum* Sprengel ex Baker, Fl. Bras. 6(2): 324. 1876, nom. nud. = *Austrocritonia velutina* (Gardner) R. King & H. Robinson.
- Eupatorium integrifolium* Bertero ex Sprengel, Syst. Veg. Fl. Peruv. Chil. 3: 410. 1826. = *Chromolaena integrifolia* (Bertero ex Sprengel) R. King & H. Robinson.
- Eupatorium intercostulatum* B. Robinson, Proc. Amer. Acad. Arts 54: 247. 1918. = *Ageratina intercostulata* (B. Robinson) R. King & H. Robinson.
- Eupatorium intermedium* DC., Prodr. 5: 148. 1836. = *Grazielia intermedia* (DC.) R. King & H. Robinson.
- Eupatorium inulaefolium* H. B. K., Nov. Gen. Sp. 4: 85. Ed. Folio. 1818. = *Austroeupatorium inulaefolium* (H. B. K.) R. King & H. Robinson.
- Eupatorium involucreatum* Schultz-Bip., Linnaea 22: 572. 1849, nom. nud. = *Grazielia schultzei* R. King & H. Robinson.
- Eupatorium iodostylum* B. Robinson, Proc. Amer. Acad. Arts 47: 194. 1911. = *Spaniopappus iodostylus* (B. Robinson) R. King & H. Robinson.
- Eupatorium iodotrichum* B. Robinson, Proc. Amer. Acad. Arts 55: 19. 1919. = *Ageratina iodotricha* (B. Robinson) R. King & H. Robinson.
- Eupatorium iresinoides* H. B. K., Nov. Gen. Sp. 4: 83. Ed. Folio. 1818. = *Condylidium iresinoides* (H. B. K.) R. King & H. Robinson.
- Eupatorium iridolepis* B. Robinson, Proc. Amer. Acad. Arts 54: 247. 1918. = *Chromolaena iridolepis* (B. Robinson) R. King & H. Robinson.
- Eupatorium irrasum* (B. Robinson) B. Robinson, Contr. Gray Herb. 75: 8. 1925. = *Ageratina irrasa* (B. Robinson) R. King & H. Robinson.
- Eupatorium isillumense* B. Robinson, Proc. Amer. Acad. Arts 55: 20. 1919. = *Koanophyllon isillumense* (B. Robinson) R. King & H. Robinson.
- Eupatorium isolepis* B. Robinson, Proc. Amer. Acad. Arts 43: 33. 1907. = *Ageratina isolepis* (B. Robinson) R. King & H. Robinson.
- Eupatorium itacolumiense* Schultz-Bip. ex Baker, Fl. Bras. 6(2): 310. 1876. = *Heterocondylus itacolumiensis* (Schultz-Bip. ex Baker) R. King & H. Robinson.
- Eupatorium itatiayense* Hieron., Bot. Jahrb. Syst. 22: 764. 1897. = *Symphypappus itatiayensis* (Hieron.) R. King & H. Robinson.
- Eupatorium iteophyllum* Urban & Ekman, Ark. Bot. 23a(11): 57. 1931. = *Koanophyllon iteophyllum* (Urban & Ekman) R. King & H. Robinson.
- Eupatorium ivaefolium* L., Syst. Nat. ed. 10, 1205. 1759. = *Chromolaena ivaefolia* (L.) R. King & H. Robinson.
- Eupatorium ixiocladon* Benth. ex Oersted, Vidensk. Meddel. Dansk Naturhist. Foren. Kjobenhavn 77. 1852. = *Ageratina ixiocladon* (Benth. ex Oersted) R. King & H. Robinson.
- Eupatorium ixodes* Benth., J. Bot. (Hooker) 2: 41. 1840. = *Ayapana amygdalina* (Lam.) R. King & H. Robinson.
- Eupatorium jacquemontii* Urban, Feddes Repert. 17: 50. 1921. = *Koanophyllon*?
- Eupatorium jaegerianum* Urban, Symb. Antill. 3: 394. 1903. = *Koanophyllon jaegerianum* (Urban) R. King & H. Robinson.
- Eupatorium jahnii* B. Robinson, Proc. Amer. Acad. Arts 54: 248. 1918. = *Ageratina jahnii* (B. Robinson) R. King & H. Robinson.
- Eupatorium jajoense* Aristeg., Fl. Venezuela 10: 200. 1964. = *Hebeclinium jajoense* (Aristeg.) R. King & H. Robinson.
- Eupatorium jamesonii* Turcz., Bull. Soc. Imp. Naturalistes Moscou 24(1): 169. 1851. = *Badilloa salicina* (Lam.) R. King & H. Robinson, some Jameson specimens = *Cronquistianthus niveus* (H. B. K.) R. King & H. Robinson.
- Eupatorium japonicum* Thunb., Fl. Jap. 308. 1784. = *Eupatorium chinense* L.
- Eupatorium jaraguense* B. Robinson, Contr. Gray Herb. 80: 23. 1928. = *Heterocondylus jaraguensis* (B. Robinson) R. King & H. Robinson.
- Eupatorium javanicum* Blume, Bijdr. Fl. Ned. Ind. 903. 1826. = *Vernonia arborea* Ham. VERNONIEAE.
- Eupatorium jejunum* Standley & Steyerl., Publ. Field Mus. Nat. Hist., Bot. Ser. 23: 183. 1944. = *Fleischmannia capillipes* (Benth. ex Oersted) R. King & H. Robinson.
- Eupatorium jelskii* Hieron., Bot. Jahrb. Syst. 36: 464. 1905. = *Chromolaena jelskii* (Hieron.) R. King & H. Robinson.
- Eupatorium jenssenii* Urban, Arch. Bot. \*PICK CORRECT ENTRY 17(7): 64. 1922. = *Koanophyllon jenssenii* (Urban) R. King & H. Robinson.
- Eupatorium jucundum* E. Greene, Pittonia 3: 180. 1897, nom. nov. = *Ageratina jucunda* (E. Greene) A. Clewell & Wooten.
- Eupatorium jugipaniculatum* Rusby, Bull. New York Bot. Gard. 4: 379. 1907. = *Koanophyllon jugipaniculatum* (Rusby) R. King & H. Robinson.
- Eupatorium jujuiense* Hieron., Bot. Jahrb. Syst. 22: 744. 1897. = *Chromolaena hookeriana* (Griseb.) R. King & H. Robinson.
- Eupatorium juninense* B. Robinson, Contr. Gray Herb. 77: 20. 1926. = *Koanophyllon juninense* (B. Robinson) R. King & H. Robinson.
- Eupatorium junquitense* V. Badillo, Bol. Soc. Venez. Ci. Nat. 10: 291. 1946. = *Ageratina ibaguensis* (Schultz-Bip. ex Hieron.) R. King & H. Robinson.
- Eupatorium kalenbornianum* B. Robinson, Contr. Gray Herb.

- 61: 8. 1920. = *Cronquistianthus kalenbornianus* (B. Robinson) R. King & H. Robinson.
- Eupatorium karuaieense* V. Badillo, Bol. Soc. Venez. Ci. Nat. 10: 294. 1946. = *Praxelis karuaiensis* (V. Badillo) R. King & H. Robinson.
- Eupatorium karvinskianum* DC., Prodr. 5: 163. 1836. = *Barlettina karvinskiana* (DC.) R. King & H. Robinson.
- Eupatorium kavanayense* V. Badillo, Bol. Soc. Venez. Ci. Nat. 10: 293. 1946. = *Koanophyllon kavanayense* (V. Badillo) R. King & H. Robinson.
- Eupatorium killipii* B. Robinson, Contr. Gray Herb. 77: 21. 1926. = *Hebeclinium killipii* (B. Robinson) R. King & H. Robinson.
- Eupatorium kirilowii* Turcz., Bull. Soc. Imp. Naturalistes Moscou 7: 153. 1837. = *Eupatorium lindleyanum* DC.
- Eupatorium klattianum* Hieron., Bot. Jahrb. Syst. 28: 573. 1901, nom. nov. = *Fleischmannia klattiana* (Hieron.) R. King & H. Robinson.
- Eupatorium klattii* Millsp., Publ. Field Columbian Mus., Bot. Ser. 2: 105. 1900. = *Chromolaena odorata* (L.) R. King & H. Robinson.
- Eupatorium kleinii* Cabrera, Bol. Soc. Argent. Bot. 7: 187. 1959. = *Chromolaena kleinii* (Cabrera) R. King & H. Robinson.
- Eupatorium kleinioides* H. B. K., Nov. Gen. Sp. 4: 94. Ed. Folio. 1818. = *Praxelis kleinioides* (H. B. K.) Schultz-Bip.
- Eupatorium koelliaefolium* E. Greene, Pittonia 3: 31. 1896. = *Ageratina hyssopina* (A. Gray) R. King & H. Robinson.
- Eupatorium kuhnia* Crantz, Inst. Rei Herb. 1: 264. 1766. = *Brickellia eupatorioides* (L.) Shinn.
- Eupatorium kunthianum* Schultz-Bip. ex Hieron., Bot. Jahrb. Syst. 28: 568. 1901. = *Chromolaena bullatum* (Klatt) R. King & H. Robinson.
- Eupatorium kuntzei* Hieron., Bot. Jahrb. Syst. 22: 766. 1897. = *Ophryosporus macrodon* Griseb.
- Eupatorium kupperi* Suesseng., Bot. Jahrb. Syst. 72: 288. 1942. = *Ageratina kupperi* (Suesseng.) R. King & H. Robinson.
- Eupatorium laciniatum* Kitam., Acta Phytotax. Geobot. 5: 245. 1936. = *Eupatorium chinense* L.
- Eupatorium laete-virens* Hook. & Arn., Companion Bot. Mag. 1: 240. 1835. = *Austroeupatorium laete-virens* (Hook. & Arn.) R. King & H. Robinson.
- Eupatorium laeve* DC., Prodr. 5: 169. 1836. = *Koanophyllon tinctorium* Arruda.
- Eupatorium laevigatum* B. Robinson, Contr. Gray Herb. 77: 21. 1926. = *Chromolaena christieana* (Baker) R. King & H. Robinson.
- Eupatorium laevigatum* Lam., Encycl. 2: 408. 1788. = *Chromolaena laevigata* (Lam.) R. King & H. Robinson.
- Eupatorium laevigatum* Torrey, Cat. Pl. New York 92. 1819. = *Eupatorium purpureum* L.
- Eupatorium lallavei* Baillon, Hist. Pl. 8: 296. 1882, nom. nud. ignota.
- Eupatorium lambertianum* Wallich, Num. List Dr. Pl. 3288. 1831, nom. nud. = *Eupatorium cannabinum* L., ?
- Eupatorium lamiiifolium* H. B. K., Nov. Gen. Sp. 4: 88. Ed. Folio. 1818. = *Aristeguietia lamiiifolia* (H. B. K.) R. King & H. Robinson.
- Eupatorium lamiiifolium* Link, Enum. Hort. Berol. Alt. 2: 306. 1822. = *Dasycondylus resinus* (Sprengel) R. King & H. Robinson.
- Eupatorium lanatum* Sprengel ex DC., Prodr. 5: 469. 1836, nom. nud. = *Inula cappa* (Ham. ex D. Don) DC. INULEAE.
- Eupatorium lanceolatum* Muhlenb. ex Willd., Sp. Pl., ed. 5, 3: 1752. 1804. = *Eupatorium pilosum* Walter.
- Eupatorium lanceolatum* Sesse & Mocino, Pl. Nov. Hisp. 133. 1889, Naturaleza (Mexico City), ser. 2(1): 125. App. Ed. 2. 1893. = *Fleischmanniopsis leucocephala* (Benth.) R. King & H. Robinson.
- Eupatorium lancifolium* (Torrey & A. Gray) Small, Fl. S. E. U. S. 1167, 1338. 1903.
- Eupatorium lanicaule* B. Robinson, Proc. Amer. Acad. Arts 35: 336. 1900. = *Critonia lanicaulis* (B. Robinson) R. King & H. Robinson.
- Eupatorium lanigerum* Hook. & Arn., Companion Bot. Mag. 1: 242. 1835. = *Gyptis crassipes* (Hieron.) R. King & H. Robinson.
- Eupatorium lanifolium* Griseb., Mem. Amer. Acad. Arts 8: 511. 1863. = *Grisebachianthus lanifolius* (Griseb.) R. King & H. Robinson.
- Eupatorium lamulatum* B. Robinson, Proc. Amer. Acad. Arts 54: 249. 1918. = *Lourteigia lanulata* (B. Robinson) R. King & H. Robinson.
- Eupatorium larcheanum* Urban, Feddes Repert. 17: 52. 1921. = *Koanophyllon*.
- Eupatorium larense* V. Badillo, Bol. Soc. Venez. Ci. Nat. 10: 287. 1946. = *Chromolaena larenensis* (V. Badillo) R. King & H. Robinson.
- Eupatorium lasiolepis* B. Robinson, Contr. Gray Herb. 96: 21. 1931. = *Gyptis crassipes* (Hieron.) R. King & H. Robinson.
- Eupatorium lasioneuron* Hook. & Arn., Bot. Beechey Voy. 297. 1838. = *Ageratina lasioneura* (Hook. & Arn.) R. King & H. Robinson.
- Eupatorium lasiophthalmum* Griseb., Goett. Abh. 19: 119. 1874. = *Kaunia lasiophthalma* (Hieron.) R. King & H. Robinson.
- Eupatorium lasium* B. Robinson, Contr. Gray Herb. 68: 21. 1923. = *Ageratina lasia* (B. Robinson) R. King & H. Robinson.
- Eupatorium lasseauxii* (Carriere) Wittmack, Gartenflora 44: 625, 653. 1895. = *Barrosoa candolleana* (Hook. & Arn.) R. King & H. Robinson.
- Eupatorium lasseauxii* (Carriere) Olmsted, Cov. & Kelsey, Stand. Pl. Nam. 8. 1923, comb. superfl. = *Barrosoa candolleana* (Hook. & Arn.) R. King & H. Robinson.
- Eupatorium lasseauxii* (Carriere) Herter, Revista Sudamer. Bot. 4: 199. 1937, comb. superfl. = *Barrosoa candolleana* (Hook. & Arn.) R. King & H. Robinson.
- Eupatorium latidens* Small, Man. S. E. Fl. 1327. 1933. = *Ageratina aromatica* (L.) Spach.
- Eupatorium latifolium* Less. ex Baker, Fl. Bras. 6(2): 257. 1876, nom. nud. = *Mikania argyreae* DC.
- Eupatorium latipaniculatum* Rusby, Bull. New York Bot. Gard. 4: 380. 1907. = *Ayapanopsis latipaniculata* (Rusby) R. King & H. Robinson.
- Eupatorium latipes* Benth., Pl. Hartw. 200. 1845. = *Ageratina latipes* (Benth.) R. King & H. Robinson.
- Eupatorium latisquamulosum* (Hieron.) Malme, Kongl. Svenska Vetenskapsakad. Handl. Ser. 3. 12(2): 34. 1933. = *Chromolaena latisquamulosa* (Hieron.) R. King & H. Robinson.
- Eupatorium laurifolium* B. Robinson, Proc. Boston Soc. Nat. Hist. 31: 251. 1904. = *Critonia laurifolia* (B. Robinson) R. King & H. Robinson.
- Eupatorium lavandulaefolium* DC., Prodr. 5: 154. 1836. = *Cronquistianthus lavandulaefolius* (DC.) R. King & H. Robinson.
- Eupatorium laxicephalum* Cabrera, Sellowia 15: 196. 1963. = *Fleischmannia laxicephala* (Cabrera) R. King & H. Robinson.
- Eupatorium laxum* Gardner, London J. Bot. 5: 476. 1846. = *Fleischmannia laxa* (Gardner) R. King & H. Robinson.
- Eupatorium lebrijense* B. Robinson, Contr. Gray Herb. 80: 24. 1928. = *Critoniella lebrijensis* (B. Robinson) R. King & H. Robinson.
- Eupatorium lechaeae* E. Greene, Pittonia 3: 177. 1897. = *Eupatorium hyssopifolium* L.
- Eupatorium lehmannianum* Klatt, Bot. Jahrb. Syst. 8: 34. 1886. = *Ageratina tinifolia* (H. B. K.) R. King & H. Robinson.
- Eupatorium leiophyllum* Less., Linnæa 6: 402. 1831. = *Ageratina havanensis* (H. B. K.) R. King & H. Robinson.
- Eupatorium leivense* Hieron., Bot. Jahrb. Syst. 21: 329. 1895. = *Chromolaena leivensis* (Hieron.) R. King & H. Robinson.

- Eupatorium lemasonii* Biau, Bull. Soc. Bot. France 57: 201. 1910. = *Eupatorium cannabinum* L.
- Eupatorium lemmonii* B. Robinson, Proc. Amer. Acad. Arts 27: 171. 1892. = *Ageratina lemmonii* (B. Robinson) R. King & H. Robinson.
- Eupatorium leonense* B. Robinson, Proc. Amer. Acad. Arts 36: 479. 1901. = *Flyriella leonensis* (B. Robinson) R. King & H. Robinson.
- Eupatorium leptocephalum* DC., Prodr. 5: 148. 1836. = *Chromolaena leptocephalum* (DC.) R. King & H. Robinson.
- Eupatorium leptodictyon* A. Gray in S. Watson, Proc. Amer. Acad. Arts 22: 420. 1887. = *Ageratina leptodictyon* (A. Gray) R. King & H. Robinson.
- Eupatorium leptolepis* Baker, Fl. Bras. 6(2): 359. 1876. = *Heterocondylus leptolepis* (Baker) R. King & H. Robinson.
- Eupatorium leptophlebium* (B. Robinson) Steyerl., Fieldiana, Bot. 28(3): 636. 1953. = *Raulinoreitzia leptophlebia* (B. Robinson) R. King & H. Robinson.
- Eupatorium leptophyllum* DC., Prodr. 5: 176. 1836.
- Eupatorium leptopodium* Gardner, London J. Bot. 5: 478. 1846. = *Brickellia diffusa* (Vahl) A. Gray.
- Eupatorium leucanthum* Klotzsch ex Walp., Repert. Bot. Syst. 6: 133. 1846, nom. nud. = *Conyza modesta* Kunth. ASTEREA.
- Eupatorium leucocephalum* Benth., Pl. Hartw. 86. 1841. = *Fleischmanniopsis leucocephala* (Benth.) R. King & H. Robinson.
- Eupatorium leucocephalum* (Gardner) Malme, Ark. Bot. 24a(8): 26. 1932. = *Chromolaena leucocephala* Gardner.
- Eupatorium leucoderme* B. Robinson, Proc. Amer. Acad. Arts 41: 274. 1905. = *Koanophyllon albicaulis* (Schultz-Bip. ex Klatt) R. King & H. Robinson.
- Eupatorium leucolepis* Torrey & A. Gray, Fl. N. Amer. 2: 84. 1841.
- Eupatorium leucolithogenum* B. Robinson, Contr. Gray Herb. 80: 25. 1928. = *Critoniella leucolithogena* (B. Robinson) R. King & H. Robinson.
- Eupatorium leucomyelum* B. Robinson, Contr. Gray Herb. 68: 22. 1923. = *Ageratina neriifolia* (B. Robinson) R. King & H. Robinson.
- Eupatorium leucophyllum* H. B. K., Nov. Gen. Sp. 4: 90. Ed. Folio. 1818. = *Cronquistianthus leucophyllus* (H. B. K.) R. King & H. Robinson.
- Eupatorium leucotrichium* Schultz-Bip. ex Baker, Fl. Bras. 6(2): 292. 1876, nom. nud. = *Chromolaena verbenacea* (DC.) R. King & H. Robinson.
- Eupatorium liatrideum* DC., Prodr. 5: 142. 1836. = *Chromolaena squarulosa* (Hook. & Arn.) R. King & H. Robinson.
- Eupatorium libanoticum* Schultz-Bip., J. Bot. 1: 234. 1863. = *Grisebachianthus libanotica* (Schultz-Bip.) R. King & H. Robinson.
- Eupatorium liebmanni* Hemsley, Biol. Cent.-Amer., Bot. 2: 96. 1881, nom. nud. = *Decachaeta perornata* (Klatt) R. King & H. Robinson.
- Eupatorium liebmanni* Schultz-Bip. ex Klatt, Leopoldina 20: 75. 1884. = *Ageratina liebmanni* (Schultz-Bip. ex Klatt) R. King & H. Robinson.
- Eupatorium ligulaefolium* Hook. & Arn., Companion Bot. Mag. 1: 242. 1835. = *Disynaphia ligulaefolia* (Hook. & Arn.) R. King & H. Robinson.
- Eupatorium ligustrinum* DC., Prodr. 5: 181. 1836. = *Ageratina ligustrina* (DC.) R. King & H. Robinson.
- Eupatorium lilacinum* Hieron., Bot. Jahrb. Syst. 22: 757. 1897. = *Chromolaena lilacina* (Hieron.) R. King & H. Robinson.
- Eupatorium lilloi* B. Robinson, Contr. Gray Herb. 90: 27. 1930. = *Idiothamnus lilloi* (B. Robinson) R. King & H. Robinson.
- Eupatorium lindenianum* A. Rich. in Sagra, Hist. Fis. Cuba, Bot. 3: 42. 1853. = *Koanophyllon villosum* (Sw.) R. King & H. Robinson.
- Eupatorium lindheimerianum* Scheele, Linnaea 21: 599. 1848. = *Ageratina havanensis* (H. B. K.) R. King & H. Robinson.
- Eupatorium lindleyanum* DC., Prodr. 5: 180. 1836.
- Eupatorium lindleyanum* F. Muell., Fragm. 5: 62. 1865. = *Eupatorium cannabinum* L.
- Eupatorium lineare* Malme, Ark. Bot. 24a(8): 23. 1932. = *Chromolaena ivaefolia* (L.) R. King & H. Robinson.
- Eupatorium linearifolium* Walter, Fl. Carol. 199. 1788. = *Eupatorium cuneifolium* Willd.
- Eupatorium linearifolium* Michaux, Fl. Bor.-Amer. 2: 97. 1803. = *Eupatorium hyssopifolium* L.
- Eupatorium lineatum* Schultz-Bip. ex Baker, Fl. Bras. 6(2): 336. 1876. = *Chromolaena*?
- Eupatorium linifolium* DC., Prodr. 5: 149. 1836. = *Campovassouria cruciata* (Vell. Conc.) R. King & H. Robinson.
- Eupatorium lithophilum* B. Robinson, Contr. Gray Herb. 73: 14. 1924. = *Fleischmannia lithophila* (B. Robinson) R. King & H. Robinson.
- Eupatorium littorale* Cabrera, Bol. Soc. Argent. Bot. 7: 189. 1959. = *Disynaphia littoralis* (Cabrera) R. King & H. Robinson.
- Eupatorium littorale* Alain, Contr. Ocas. Mus. Hist. Nat. Colegio "De La Salle" 18: 4. 1960. = *Koanophyllon littorale* R. King & H. Robinson.
- Eupatorium lloense* Hieron. in Sodiro, Bot. Jahrb. Syst. 29: 11. 1901. = *Fleischmannia lloensis* (Hieron.) R. King & H. Robinson.
- Eupatorium lobatifolium* Cabrera, Sellowia 15: 192. 1963. = *Koanophyllon lobatifolia* (Cabrera) R. King & H. Robinson.
- Eupatorium lobatum* B. Robinson, Proc. Amer. Acad. Arts 55: 21. 1919. = *Neocuatrecasia lobata* (B. Robinson) R. King & H. Robinson.
- Eupatorium lobbii* Klatt, Ann. K. K. Naturhist. Hofmus. 9: 356. 1894. = *Dasycondylus lobbii* (Klatt) R. King & H. Robinson.
- Eupatorium lobuliferum* B. Robinson, Contr. Gray Herb. 77: 24. 1926. = *Ageratina lobulifera* (B. Robinson) R. King & H. Robinson.
- Eupatorium loefgrenii* B. Robinson, Contr. Gray Herb. 104: 18. 1934. = *Stomatanthus loefgrenii* (B. Robinson) H. Robinson.
- Eupatorium loesenerii* B. Robinson, Proc. Amer. Acad. Arts 35: 336. 1900. = *Ageratina loeseneri* (B. Robinson) R. King & H. Robinson.
- Eupatorium longepetiolatum* Schultz-Bip., Linnaea 34: 535. Feb. 1866, nom. nud. = *Kaunia longipetiolata* (Schultz-Bip. ex Rusby) R. King & H. Robinson.
- Eupatorium longicaule* Wallich ex DC., Prodr. 5: 178. 1836. = *Eupatorium cannabinum* L., ?
- Eupatorium longifolium* B. Robinson, Proc. Amer. Acad. Arts 36: 480. 1901. = *Koanophyllon longifolia* (B. Robinson) R. King & H. Robinson.
- Eupatorium longipes* A. Gray, Proc. Amer. Acad. Arts 15: 26. 1880. = *Phanerostylis pedunculosa* (DC.) R. King & H. Robinson.
- Eupatorium longipetiolatum* Schultz-Bip., Bull. Soc. Bot. France 12: 81. 1865, nom. nud. = *Kaunia longipetiolata* (Schultz-Bip. ex Rusby) R. King & H. Robinson.
- Eupatorium longipetiolatum* Martius ex Baker, Fl. Bras. 6(2): 217. 1876, nom. nud. = *Trichogonia salviaefolia* Gardner.
- Eupatorium longipetiolatum* Schultz-Bip. ex Rusby, Mem. Torrey Bot. Club 3(3): 52. 1893. = *Kaunia longipetiolata* (Schultz-Bip. ex Rusby) R. King & H. Robinson.
- Eupatorium longipetiolatum* var. *arbusculare* B. Robinson, Contr. Gray Herb. 61: 9. 1920. = *Kaunia arbuscularis* (B. Robinson) R. King & H. Robinson.
- Eupatorium loniceroides* H. B. K., Nov. Gen. Sp. 4: 91. Ed. Folio. 1818. = *Ayapana amygdalina* (Lam.) R. King & H. Robinson.
- Eupatorium lopezmirandae* Cabrera, Bol. Soc. Argent. Bot. 10: 21. 1962. = *Cronquistianthus lopezmirandae* (Cabrera) R. King & H. Robinson.



- Eupatorium lorentzii* Hieron., Bot. Jahrb. Syst. 22: 787. 1897. = *Ageratina lorentzii* (Hieron.) R. King & H. Robinson.
- Eupatorium loxense* Klatt, Ann. K. K. Naturhist. Hofmus. 9: 357. 1894. = ignota, *Baccharis* ?.
- Eupatorium loxense* Hieron., Bot. Jahrb. Syst. 21: 331. 1895. = *Ageratina exserto-venosa* (Klatt) R. King & H. Robinson.
- Eupatorium lozanoanum* B. Robinson, Proc. Amer. Acad. Arts 41: 275. 1905. = *Critonia lozanoana* (B. Robinson) R. King & H. Robinson.
- Eupatorium lozanoi* Cuatrec., Trab. Mus. Nac. Ci. Nat., Ser. Bot. 29: 18. 1935. = *Lourteigia ballotaefolia* (H. B. K.) R. King & H. Robinson.
- Eupatorium lucayanum* Britton, Bahama Fl. 439. 1920. = *Chromolaena lucayana* (Britton) R. King & H. Robinson.
- Eupatorium lucentifolium* L. O. Williams, Fieldiana, Bot. 36: 88. 1975. = *Critoniadelphus microdon* (B. Robinson) R. King & H. Robinson.
- Eupatorium luchuense* Nakai, Bot. Mag. (Tokyo) 30: 147. 1916.
- Eupatorium luciae-brauniae* Fern., Rhodora 44: 463. 1942, nom. nov. = *Ageratina luciae-brauniae* (Fern.) R. King & H. Robinson.
- Eupatorium lucidum* Ortega, Nov. Pl. Descr. Dec. 35. 1797. = *Ageratina lucida* (Ortega) R. King & H. Robinson.
- Eupatorium lucidum* Colla, Herb. Pedem. 3: 283. 1834, ignota.
- Eupatorium ludovicianum* DC., Prodr. 5: 183. 1836, nom. nud. = *Mikania cordifolia* (L. f.) Willd.
- Eupatorium lundianum* DC., Prodr. 5: 170. 1836. = *Dasycondylus resinus* (Sprengel) R. King & H. Robinson.
- Eupatorium lupulinum* Baker, Fl. Bras. 6(2): 301. 1876. = *Chromolaena epaleacea* Gardner.
- Eupatorium luquense* Chodat, Bull. Herb. Boissier Ser. 2. 1: 413. 1901. = *Chromolaena luquensis* (Chodat) R. King & H. Robinson.
- Eupatorium luteum* Raf., Med. Repos. 5: 361. 1808, ignota.
- Eupatorium luxii* B. Robinson, Proc. Amer. Acad. Arts 36: 480. 1901. = *Bartlettina luxii* (B. Robinson) R. King & H. Robinson.
- Eupatorium luzoniense* Llanos, Fragm. Pl. Filip. 88. 1851. = *Ayapana triplinervis* (Vahl) R. King & H. Robinson.
- Eupatorium lymansmithii* (B. Robinson) Steyerl., Fieldiana, Bot. 28(3): 636. 1953. = *Symphypappus lymansmithii* B. Robinson.
- Eupatorium lyratum* Coulter, Bot. Gaz. (Crawfordsville) 16: 96. 1891. *Blumea viscosa* (Miller) V. Badillo. INULEAE.
- Eupatorium lysimachioides* Chodat, Bull. Herb. Boissier Ser. 2. 2: 310. 1902. = *Heterocondylus lysimachioides* (Chodat) R. King & H. Robinson.
- Eupatorium macbridei* B. Robinson, Contr. Gray Herb. 68: 23. 1923. = *Ageratina macbridei* (B. Robinson) R. King & H. Robinson.
- Eupatorium macranthum* Sw., Fl. Ind. Occid. 3: 1315. 1806. = *Chromolaena macrantha* (Sw.) R. King & H. Robinson.
- Eupatorium macrocephalum* Less., Linnaea 5: 136. 1830. = *Campuloclinium macrocephalum* (Less.) DC.
- Eupatorium macrodon* DC., Prodr. 5: 145. 1836. = *Chromolaena macrodon* (DC.) Nicolson.
- Eupatorium macromeris* B. Robinson, Contr. Gray Herb. 68: 24. 1923. = *Bartlettina macromeris* (B. Robinson) R. King & H. Robinson.
- Eupatorium macrophyllodes* B. Robinson, Proc. Amer. Acad. Arts 54: 249. 1918. = *Critoniella vargasiana* (DC.) R. King & H. Robinson.
- Eupatorium macrophyllum* L., Sp. Pl., ed. 2, 1175. 1762-1763. = *Hebeclinium macrophyllum* (L.) DC.
- Eupatorium macropodum* Baker, Fl. Bras. 6(2): 269. 1876. = *Chromolaena*.
- Eupatorium macropus* (DC.) Urban, Symb. Antill. 1: 460. 1899, nom. illeg. = *Critonia macropoda* DC.
- Eupatorium macrum* Standley & Steyerl., Publ. Field Mus. Nat. Hist., Bot. Ser. 23: 184. 1944. = *Condylidium iresinoides* (H. B. K.) R. King & H. Robinson.
- Eupatorium maculatum* L., Cent. Pl. 1. 1: 27. 1755, Amoen. Acad. 4: 288. 1759.
- Eupatorium madrense* S. Watson, Proc. Amer. Acad. Arts 26: 137. 1891. = *Chronolaena bigelovii* (A. Gray) R. King & H. Robinson.
- Eupatorium maestrense* Urban, Symb. Antill. 3: 397. 1903. = *Koanophyllon maestrense* (Urban) R. King & H. Robinson.
- Eupatorium magdalenae* Stehle, Adansonia 2: 349. 1962, nom. nov. = *Critonia macropoda* DC.
- Eupatorium magdalenense* B. Robinson, Proc. Amer. Acad. Arts 54: 250. 1918. = *Fleischmannia magdalenensis* (B. Robinson) R. King & H. Robinson.
- Eupatorium magistri* L. O. Williams, Fieldiana, Bot. 36: 90(-91). 1975. = *Critonia magistri* (L. O. Williams) R. King & H. Robinson.
- Eupatorium mairei* Leveille, Bull. Acad. Int. Geogr. Bot. 25: 14. 1915. = *Eupatorium chivense* L., ?
- Eupatorium mairetanum* DC., Prodr. 5: 167. 1836. = *Ageratina mairetiana* (DC.) R. King & H. Robinson.
- Eupatorium malachophyllum* Klatt, Jahrb. Hamburg. Wiss. Anst. 9: 125. 1892, Arb. Bot. Mus. Ham. 3. 1890. = *Neocabreria malachophylla* (Klatt) R. King & H. Robinson.
- Eupatorium malacolepis* B. Robinson, Proc. Amer. Acad. Arts 44: 618. 1909. = *Ageratina malacolepis* (B. Robinson) R. King & H. Robinson.
- Eupatorium mallotum* B. Robinson, Proc. Amer. Acad. Arts 55: 22. 1919. = *Chromolaena mallota* (B. Robinson) R. King & H. Robinson.
- Eupatorium malvaefolium* DC., Prodr. 5: 160. 1836. = *Peteravenia malvaefolia* (DC.) R. King & H. Robinson.
- Eupatorium mancoanum* B. Robinson, Contr. Gray Herb. 90: 28. 1930. = *Neocuatrecasia mancoana* (B. Robinson) R. King & H. Robinson.
- Eupatorium mandonii* Schultz-Bip., Linnaea 34: 533. 1865-1866. = *Campovassouria cruciata* (Vell. Conc.) R. King & H. Robinson.
- Eupatorium mapiriense* Hieron. in Urban, Bot. Jahrb. Syst. 40: 374. 1908. = *Austroeupatorium decemflorum* (DC.) R. King & H. Robinson.
- Eupatorium maracayuense* Chodat, Bull. Herb. Boissier Ser. 2. 3: 710. 1903, ignota.
- Eupatorium margaritense* Hassler, Feddes Repert. 14: 279. 1916. = *Chromolaena margaritensis* (Hassler) R. King & H. Robinson.
- Eupatorium marginatum* Poeppig & Endl., Nov. Gen. Sp. 3: 54. 1845. = *Fleischmannia marginata* (Poeppig & Endl.) R. King & H. Robinson.
- Eupatorium mariarum* B. Robinson, Proc. Amer. Acad. Arts 36: 481. 1901. = *Ageratina mariarum* (B. Robinson) R. King & H. Robinson.
- Eupatorium marquezianum* M. Gomez, Dicc. Bot. Nom. Vulg. Cub. Pue.-Riq. 54. 1889, nom. nud. = *Mikania cordifolia* (L. f.) Willd.
- Eupatorium marrubifolium* Hieron., Bot. Jahrb. Syst. 36: 466. 1905. = *Cronquistianthus marrubifolius* (Hieron.) R. King & H. Robinson.
- Eupatorium marrubium* Walter, Fl. Carol. 199. 1788. = *Eupatorium rotundifolium* L.
- Eupatorium martii* Martius, Flora 21(2): 88. 1838. = *Chromolaena squalida* (DC.) R. King & H. Robinson.
- Eupatorium martiusii* DC., Prodr. 7: 269. 1838. = *Chromolaena squalida* (DC.) R. King & H. Robinson.
- Eupatorium mathewsii* B. Robinson, Proc. Amer. Acad. Arts 55: 23. 1919. = *Ayapanopsis mathewsii* (B. Robinson) R. King & H. Robinson.
- Eupatorium mattogrossense* Hieron., Bot. Jahrb. Syst. 22: 761.

1897. = *Chromolaena mattogrossensis* (Hieron.) R. King & H. Robinson.
- Eupatorium maximiliani* Schrader ex DC., Prodr. 5: 143. 1836. = *Chromolaena maximiliani* (Schrader ex DC.) R. King & H. Robinson.
- Eupatorium maxonii* B. Robinson, Proc. Amer. Acad. Arts 54: 251. 1918. = *Bartlettina maxonii* (B. Robinson) R. King & H. Robinson.
- Eupatorium maxwelliae* S. Moore, J. Bot. 66: 165. 1928. = *Chromolaena heteroclinia* (Griseb.) R. King & H. Robinson.
- Eupatorium mayarensis* Alain, Contr. Ocas. Mus. Hist. Nat. Colegio "De La Salle" 18: 5. 1960. = *Grisebachianthus mayarensis* (Alain) R. King & H. Robinson.
- Eupatorium mayorii* B. Robinson, Contr. Gray Herb. 68: 24. 1923. = *Fleischmannia mayorii* (B. Robinson) R. King & H. Robinson.
- Eupatorium medullosum* Urban, Symb. Antill. 3: 393. 1903. = *Chromolaena*.
- Eupatorium megacephalum* Martius ex Baker, Fl. Bras. 6(2): 354. 1876. = *Campuloclinium megacephalum* (Martius ex Baker) R. King & H. Robinson.
- Eupatorium megalophyllum* (Lemaire) Klatt, Leopoldina 20: 90. 1884. = *Bartlettina sordida* (Less.) R. King & H. Robinson. ?
- Eupatorium megaphyllum* Baker, Fl. Bras. 6(2): 322. 1876. = *Critonia megaphylla* (Baker) R. King & H. Robinson.
- Eupatorium megaphyllum* M. E. Jones, Contr. W. Bot. 18: 70. 1935?. = *Critonia quadrangularis* (DC.) R. King & H. Robinson.
- Eupatorium megapotamicum* Sprengel, Syst. Veg. Fl. Peruv. Chil. 3: 420. 1826. ignota.
- Eupatorium melanadenium* Hance, J. Bot. 23: 325. 1885. = *Eupatorium chinense* L., ?
- Eupatorium melanolepis* Schultz-Bip. ex Klatt, Leopoldina 20: 89. 1884. = *Ageratina subinclusa* (Klatt) R. King & H. Robinson.
- Eupatorium melarhabdotrichum* Gilli, Feddes Repert. 94: 308. 1983. = *Polyanthina nemorosa* (Klatt) R. King & H. Robinson.
- Eupatorium melissaefolium* Lam., Encycl. 2: 411. 1788. = *Stevia melissaefolia* (Lam.) Schultz-Bip.
- Eupatorium melissaefolium* D. Dietr., Syn. Pl. 4: 1394. 1847. ignota.
- Eupatorium melissoides* Willd., Sp. Pl., ed. 5, 3: 1754. 1804. = *Ageratina aromatica* (L.) Spach.
- Eupatorium memorabile* Maguire & Wurd., Mem. New York Bot. Gard. 9: 366. 1957. = *Ineria memorabilis* (Maguire & Wurd.) R. King & H. Robinson.
- Eupatorium mendax* Standley & Steyer., Publ. Field Mus. Nat. Hist., Bot. Ser. 23: 185. 1944. = *Fleischmanniopsis mendax* (Standley & Steyer.) R. King & H. Robinson.
- Eupatorium mendezii* DC., Prodr. 5: 160. 1836. = *Chromolaena mendezii* (DC.) R. King & H. Robinson.
- Eupatorium menthaefolium* Poeppig ex Sprengel, Syst. Veg. Fl. Peruv. Chil. 3: 412. 1826. ignota.
- Eupatorium menthaefolium* Wallich ex C. B. Clarke, Compos. Ind. 18. 1876, nom. nud. in syn. = *Vernonia chinensis* Less. VERNONIEAE.
- Eupatorium mercedense* B. Robinson, Contr. Gray Herb. 104: 19. 1934. = *Fleischmannia mercedensis* (B. Robinson) R. King & H. Robinson.
- Eupatorium meridense* B. Robinson, Proc. Amer. Acad. Arts 54: 252. 1918. = *Chromolaena meridensis* (B. Robinson) R. King & H. Robinson.
- Eupatorium mesoreopolium* B. Robinson, Contr. Gray Herb. 73: 15. 1924. = *Koanophyllon mesoreopolium* (B. Robinson) R. King & H. Robinson.
- Eupatorium metense* B. Robinson, Proc. Amer. Acad. Arts 55: 24. 1919. = *Barrosoa metensis* (B. Robinson) R. King & H. Robinson.
- Eupatorium mexiae* B. Robinson, Contr. Gray Herb. 104: 20. 1934. = *Bartlettina hemisphaerica* (DC.) R. King & H. Robinson.
- Eupatorium meyeri* Pilger, Bot. Jahrb. Syst. 30: 202. 1901. = *Chromolaena asperrima* (Schultz-Bip. ex Baker) R. King & H. Robinson. ?
- Eupatorium michelianum* B. Robinson, Proc. Amer. Acad. Arts 41: 276. 1905. = *Chromolaena glaberrima* (DC.) R. King & H. Robinson.
- Eupatorium micrachaenium* Schultz-Bip. ex Baker, Fl. Bras. 6(2): 319. 1876, nom. nud. = *Hatschbachiella tweedieana* (Hook. & Arn.) R. King & H. Robinson.
- Eupatorium micranthum* J. Gmelin, Syst. Nat. 1198. 1792, nom. superfl. = *Mikania parviflora* (Aublet) Karsten.
- Eupatorium micranthum* Lagasca, Gen. Sp. Pl. 25. 1816. = *Ageratum corymbosum* Zuccagni.
- Eupatorium micranthum* Less., Linnaea 5: 138. 1830. = *Ageratina ligustrina* (DC.) R. King & H. Robinson.
- Eupatorium microcephalum* Regel, Ind. Sem. Hort. Petrop. 35. 1860. = *Ageratina*.
- Eupatorium microcephalum* A. Gray, Proc. Amer. Acad. Arts 21: 384. 1886. = *Decachaeta scabrella* (B. Robinson) R. King & H. Robinson.
- Eupatorium microchaeteum* Urban & Ekman, Ark. Bot. 23a(11): 62. 1931. = *Koanophyllon microchaetum* (Urban & Ekman) R. King & H. Robinson.
- Eupatorium microdon* B. Robinson, Proc. Amer. Acad. Arts 54: 252. 1918. = *Critoniadelphus microdon* (B. Robinson) R. King & H. Robinson.
- Eupatorium microphyllum* L. f., Suppl. Pl. 355. 1781. = *Lourteigia microphylla* (L. f.) R. King & H. Robinson.
- Eupatorium microstemon* Cass., Dict. Sci. Nat. 25: 432. 1822. = *Fleischmannia microstemon* (Cass.) R. King & H. Robinson.
- Eupatorium mikaniifolium* B. Robinson, Contr. Gray Herb. 104: 22. 1934. = *Bishovia mikaniifolia* (B. Robinson) R. King & H. Robinson.
- Eupatorium mikanioides* Chapman, Fl. South. U. S. 195. 1860.
- Eupatorium militare* B. Robinson, Contr. Gray Herb. 65: 50. 1922. = *Gyptidium militare* (B. Robinson) R. King & H. Robinson.
- Eupatorium milleri* Steudel, Nomencl. Bot. 1: 608. 1840, nom. nov. = *Porophyllum punctatum* (Miller) Blake. HELIANTHEAE.
- Eupatorium mimicum* Standley & Steyer., Publ. Field Mus. Nat. Hist., Bot. Ser. 23: 186. 1944. = *Koanophyllon mimica* (Standley & Steyer.) R. King & H. Robinson.
- Eupatorium minasgeraesense* Hieron., Bot. Jahrb. Syst. 22: 749. 1897. = *Chromolaena minasgeraesensis* (Hieron.) R. King & H. Robinson.
- Eupatorium minutifolium* Alain, Contr. Ocas. Mus. Hist. Nat. Colegio "De La Salle" 18: 5. 1960. = *Koanophyllon minutifolium* (Alain) R. King & H. Robinson.
- Eupatorium miquihuanum* B. Turner, Wrightia 5: 352. 1977. = *Ageratina miquihuana* (B. Turner) R. King & H. Robinson.
- Eupatorium miradoreense* Hieron., Bot. Jahrb. Syst. 28: 576. 1901, nom. nud. = *Bartlettina brevipetiolata* (Schultz-Bip. ex Klatt) R. King & H. Robinson.
- Eupatorium miragoanae* Urban, Feddes Repert. 17: 11. 1921. = *Koanophyllon miragoanae* (Urban) R. King & H. Robinson.
- Eupatorium misellum* McVaugh, Contr. Univ. Michigan Herb. 9: 400. 1972. = *Chromolaena misella* (McVaugh) R. King & H. Robinson.
- Eupatorium miserum* B. Robinson, Proc. Amer. Acad. Arts 54: 253. 1918. = *Fleischmannia misera* (B. Robinson) R. King & H. Robinson.
- Eupatorium missionum* Malme, Ark. Bot. 24a(6): 35. 1932. = *Praxelis missiona* (Malme) R. King & H. Robinson.
- Eupatorium modestum* Kunth, Ind. Sem. Hort. Berol. 13. 1847. = *Ageratina modesta* (Kunth) R. King & H. Robinson.

- Eupatorium mohrii* E. Greene, Contr. U. S. Natl. Herb. 6: 762. 1901.
- Eupatorium molinae* L. O. Williams, Fieldiana, Bot. 36: 91. 1975, nom. nov. = *Neomirandea ovandensis* R. King & H. Robinson.
- Eupatorium molinum* B. Robinson, Contr. Gray Herb. 68: 25. 1923. = *Chromolaena molina* (B. Robinson) R. King & H. Robinson.
- Eupatorium molle* Sw., Prodr. 111. 1788. = *Hebeclinium macrophyllum* (L.) DC.
- Eupatorium molle* H. B. K., Nov. Gen. Sp. 4: 85. Ed. Folio. 1818. = *Austroeupatorium inulaefolium* (H. B. K.) R. King & H. Robinson.
- Eupatorium molle* Bertero ex DC., Prodr. 5: 172. 1836, nom. nud. = *Koanophyllon puberulum* (DC.) R. King & H. Robinson.
- Eupatorium molle* Mutis, Diario 2: 275. 1958, ignota.
- Eupatorium mollicomum* B. Robinson, Contr. Gray Herb. 68: 26. 1923. = *Grazielia mollicoma* (B. Robinson) R. King & H. Robinson.
- Eupatorium mollissimum* Baker, Fl. Bras. 6(2): 331. 1876. = *Grazielia mollissima* (Schultz-Bip. ex Baker) R. King & H. Robinson.
- Eupatorium monagasense* V. Badillo, Bol. Soc. Venez. Ci. Nat. 10: 293. 1946. = *Fleischmannia monagasensis* (V. Badillo) R. King & H. Robinson.
- Eupatorium monanthum* Schultz-Bip., Bot. Voy. Herald 299. 1856. = *Neohintonia monantha* (Schultz-Bip.) R. King & H. Robinson.
- Eupatorium monardaefolium* Walp., Linnaea 14: 505. 1840. = *Austroeupatorium silphifolium* (Martius) R. King & H. Robinson.
- Eupatorium mononeurum* Urban, Symb. Antill. 3: 392. 1903. = *Chromolaena mononeura* (Urban) R. King & H. Robinson.
- Eupatorium montanum* Sw., Prodr. 111. 1788. = *Koanophyllon montanum* (Sw.) R. King & H. Robinson.
- Eupatorium montevidense* Sprengel, Syst. Veg. Fl. Peruv. Chil. 3: 417. 1826. = *Baccharis coridifolia* DC. ASTEREA.
- Eupatorium monticola* L. O. Williams, Fieldiana, Bot. 36: 91(-93). 1975. = *Ageratina subinclusa* (Klatt) R. King & H. Robinson.
- Eupatorium montigenum* Standley & Steyerl., Publ. Field Mus. Nat. Hist., Bot. Ser. 23: 258. 1947. = *Bartlettina montigena* (Standley & Steyerl.) R. King & H. Robinson.
- Eupatorium morelense* B. Robinson, Contr. Gray Herb. 104: 22. 1934, nom. nov. = *Ageratina rufa* (E. Greene) R. King & H. Robinson.
- Eupatorium morichalanum* Aristeg., Mem. New York Bot. Gard. 9: 367. 1957. = *Barrosoa metensis* (B. Robinson) R. King & H. Robinson.
- Eupatorium morifolium* Miller, Gard. Dict, ed. 8, n. 10. 1768. = *Critonia morifolia* (Miller) R. King & H. Robinson.
- Eupatorium morisii* H. Pat. ex Vis., Ort. Bot. Padov. 80. 1842, nom. nud. ignota.
- Eupatorium moritense* Aristeg., Fl. Venezuela 10: 129. 1964. = *Chromolaena moritensis* (Aristeg.) R. King & H. Robinson.
- Eupatorium moritibense* B. Robinson, Contr. Gray Herb. 104: 23. 1934. = *Prolobus nitidulus* (Baker) R. King & H. Robinson.
- Eupatorium moritzianum* Schultz-Bip. ex Hieron., Bot. Jahrb. Syst. 28: 565. 1901. = *Chromolaena moritziana* (Schultz-Bip. ex Hieron.) R. King & H. Robinson.
- Eupatorium mornicola* Urban & Ekman, Ark. Bot. 23a(11): 65. 1931. = *Koanophyllon mornicola* (Urban & Ekman) R. King & H. Robinson.
- Eupatorium mortonianum* × Alain, Contr. Ocas. Mus. Hist. Nat. Colegio "De La Salle" 18: 8. 1960. = *Ageratina mortoniana* (Alain) R. King & H. Robinson.
- Eupatorium mucronatum* Gardner, London J. Bot. 6: 440. 1847. = *Chromolaena mucronata* (Gardner) R. King & H. Robinson.
- Eupatorium muelleri* Schultz-Bip. ex Klatt, Leopoldina 20: 90. 1884. = *Ageratina muelleri* (Schultz-Bip. ex Klatt) R. King & H. Robinson.
- Eupatorium multicaulum* (DC.) M. Gomez, Anales Hist. Nat. 19: 270. 1890. = *Phania multicaulis* DC.
- Eupatorium multicrenulatum* Schultz-Bip. ex Baker, Fl. Bras. 6(2): 335. 1876. = *Disynaphia multicrenulata* (Schultz-Bip. ex Baker) R. King & H. Robinson.
- Eupatorium multifidum* DC., Prodr. 5: 182. 1836. = *Grazielia multifida* (DC.) R. King & H. Robinson.
- Eupatorium multiflorum* Less. ex Baker, Fl. Bras. 6(2): 231, 235. 1876, nom. nud. = *Mikania buddleiaefolia* DC., and *Mikania nodulosa* Schultz-Bip. ex Baker.
- Eupatorium multiflorum* Martius ex Baker, Fl. Bras. 6(2): 361. 1876, nom. nud. = *Barrosoa organensis* (Gardner) R. King & H. Robinson.
- Eupatorium multiflorum* Larran., Escr. D. A. Larranaga 2: 251. 1923, ignota.
- Eupatorium multiflosculosum* DC., Prodr. 5: 141. 1836. = *Chromolaena multiflosculosa* (DC.) R. King & H. Robinson.
- Eupatorium multifolium* B. Robinson, Contr. Gray Herb. 68: 27. 1923. = *Disynaphia ligulaefolia* (Hook. & Arn.) R. King & H. Robinson, ?
- Eupatorium multinerve* Benth., Pl. Hartw. 76. 1841. = *Fleischmannia multinervis* (Benth.) R. King & H. Robinson.
- Eupatorium multiserratum* Schultz-Bip., Bot. Voy. Herald 301. 1856. = *Ageratina multiserrata* (Schultz-Bip.) R. King & H. Robinson.
- Eupatorium muricatum* Alain, Contr. Ocas. Mus. Hist. Nat. Colegio "De La Salle" 18: 6. 1960. = *Koanophyllon muricatum* (Alain) R. King & H. Robinson.
- Eupatorium mutiscuense* B. Robinson, Contr. Gray Herb. 80: 25. 1928. = *Ageratina mutiscuensis* (B. Robinson) R. King & H. Robinson.
- Eupatorium mygindaefolium* A. Gray, Proc. Amer. Acad. Arts 16: 101. 1880. = *Ageratina mygindaefolia* (A. Gray) R. King & H. Robinson.
- Eupatorium myosotifolium* Jacq., Icon. Pl. Rar. 3: 15. T. 582. 1789, ignota.
- Eupatorium myriadenium* Schauer, Linnaea 19: 721. 1847. = *Ageratina ligustrina* (DC.) R. King & H. Robinson.
- Eupatorium myrianthum* Less. ex Baker, Fl. Bras. 6(2): 230. 1876, nom. nud. = *Mikania myriocephala* DC.
- Eupatorium myrianthum* Klatt, Compos. Nov. Costaric. [Bot. Beibl. Leopoldina] 3. 1895. = *Decachaeta thieleana* (Klatt ex T. Durand & Pittier) R. King & H. Robinson.
- Eupatorium myricifolium* (B. Robinson) Steyerl., Fieldiana, Bot. 28(3): 636. 1953. = *Symphopappus myricifolius* B. Robinson.
- Eupatorium myriocephalum* Gardner, London J. Bot. 6: 442. 1847. = *Chromolaena myriocephala* (Gardner) R. King & H. Robinson.
- Eupatorium myriocephalum* Klatt, Leopoldina 25: 104. 1889. = *Decachaeta thieleana* (Klatt ex T. Durand & Pittier) R. King & H. Robinson.
- Eupatorium myrtilloides* DC., Prodr. 5: 165. 1836. = *Koanophyllon myrtilloides* (DC.) R. King & H. Robinson.
- Eupatorium mysorensis* Heyne ex DC., Prodr. 5: 451. 1836, nom. nud. = *Pluchea tomentosa* DC. in Wight. INULEAE.
- Eupatorium naiguatensis* (V. Badillo) Steyerl., Pittieria 7: 23. 1978. = *Critonia naiguatensis* (V. Badillo) R. King & H. Robinson.
- Eupatorium neaezanum* DC., Prodr. 5: 160. 1836. = *Chromolaena collina* (DC.) R. King & H. Robinson.
- Eupatorium neglectum* B. Robinson, Contr. Gray Herb. 68: 28. 1923. = *Austroeupatorium neglectum* (B. Robinson) R. King & H. Robinson.
- Eupatorium nelsonii* B. Robinson, Proc. Amer. Acad. Arts 35:

337. 1900. = *Kyrsteniopsis nelsonii* (B. Robinson) R. King & H. Robinson.
- Eupatorium nemorale* E. Greene, Pittonia 4: 278. 1901. = *Ageratina aromatica* (L.) Spach.
- Eupatorium nenorensense* Schultz-Bip., Linnaea 34: 535. 1865-1866, nom. nud. = *Lorentzianthus viscidus* (Hook. & Arn.) R. King & H. Robinson.
- Eupatorium nenorensense* Schultz-Bip. ex Baker, Fl. Bras. 6(2): 304. 1876, nom. nud. = *Heterocondylus alatus* (Vell. Conc.) R. King & H. Robinson.
- Eupatorium nemorosum* Klatt, Bot. Jahrb. Syst. 8: 35. 1886. = *Polyanthina nemorosa* (Klatt) R. King & H. Robinson.
- Eupatorium nepalense* Sprengel, Syst. Veg. 3: 412. 1826. = *Vernonia divergens* (DC.) Edgewood. VERNONIEAE.
- Eupatorium nepetaefolium* H. B. K., Nov. Gen. Sp. 4: 87. Ed. Folio. 1818. = *Brickellia secundiflora* (Lagasca) A. Gray.
- Eupatorium nepetaefolium* Wawra, Oesterr. Bot. Z. 13: 219. 1863, ignota.
- Eupatorium nepetoides* Lindley ex Baker, Fl. Bras. 6(2): 360. 1876, nom. nud. = *Conocliniopsis prasiifolia* (DC.) R. King & H. Robinson.
- Eupatorium nerifolium* B. Robinson, Contr. Gray Herb. 65: 49. 1922. = *Ageratina nerifolia* (B. Robinson) R. King & H. Robinson.
- Eupatorium nervosum* Sw., Prodr. 111. 1788. = *Koanophyllon nervosum* (Sw.) R. King & H. Robinson.
- Eupatorium nervosum* Sieber ex DC., Prodr. 5: 399. 1836, nom. nud. = *Baccharis nervosa* DC. ASTEREA.
- Eupatorium neurolepis* Torrey ex Torrey & A. Gray, Fl. N. Amer. 2: 81. 1841, nom. nud. = *Chromolaena ivaeifolia* (L.) R. King & H. Robinson.
- Eupatorium neurophyllum* Schultz-Bip. ex Baker, Fl. Bras. 6(2): 321. 1876, nom. nud. = *Raulinoreitzia crenulata* (Sprengel) R. King & H. Robinson.
- Eupatorium nicaraguense* B. Robinson, Contr. Gray Herb. 61: 29. 1920. = *Critonia nicaraguensis* (B. Robinson) R. King & H. Robinson.
- Eupatorium niederleinii* Hieron., Bot. Jahrb. Syst. 22: 763. 1897. = *Neocabreria malachophylla* (Klatt) R. King & H. Robinson.
- Eupatorium nigrescens* Hook. & Arn., Bot. Beechey Voy. 297. 1838. = *Chromolaena collina* (DC.) R. King & H. Robinson.
- Eupatorium nigrum* Baillon, Hist. Pl. 8: 31. 1882, nom. nud. ignota.
- Eupatorium nipense* B. Robinson, Contr. Gray Herb. 77: 25. 1926. = *Grisebachianthus nipensis* (B. Robinson) R. King & H. Robinson.
- Eupatorium nitidulum* Baker, Fl. Bras. 6(2): 351. 1876. = *Prolobis nitidulus* (Baker) R. King & H. Robinson.
- Eupatorium nitidum* DC., Prodr. 5: 180. 1836. = *Mikania nitida* (DC.) R. King & H. Robinson.
- Eupatorium niveum* H. B. K., Nov. Gen. Sp. 4: 90. Ed. Folio. 1818. = *Cronquistianthus niveus* (H. B. K.) R. King & H. Robinson.
- Eupatorium nodiflorum* Wallich ex DC., Prodr. 5: 179. 1836.
- Eupatorium nubigenoides* B. Robinson, Proc. Amer. Acad. Arts 42: 42. 1906. = *Fleischmanniopsis nubigenoides* (B. Robinson) R. King & H. Robinson.
- Eupatorium nubigenum* Benth., Pl. Hartw. 85. 1841. = *Critoniadelphus nubigenus* (Benth.) R. King & H. Robinson.
- Eupatorium nubivagum* L. O. Williams, Fieldiana, Bot. 36: 94(-96). 1975. = *Ageratina prunellaefolia* (H. B. K.) R. King & H. Robinson.
- Eupatorium nudiflorum* A. Rich. in Sagra, Hist. Fis. Cuba, Bot. 3: 41. 1853. = *Koanophyllon nudiflorum* (A. Rich.) R. King & H. Robinson.
- Eupatorium nudisperrum* Sesse & Mocino, Fl. Mexic. (ed. 2) 181. 1894. = *Ageratum maritimum* H. B. K.
- Eupatorium nudosum* (Sprengel) M. Gomez, Anales Hist. Nat. 19: 269. 1890. = *Mikania nodosa* Sprengel.
- Eupatorium nudum* Gardner, London J. Bot. 5: 475. 1846. = *Platypodanthera melissaeifolia* (DC.) R. King & H. Robinson.
- Eupatorium nummularium* Hook. & Arn., Companion Bot. Mag. 1: 241. 1835. = *Grazielia nummularia* (Hook. & Arn.) R. King & H. Robinson.
- Eupatorium nutans* H. B. K., Nov. Gen. Sp. 4: 82. Ed. Folio. 1818. = *Brickellia nutanticeps* S. F. Blake.
- Eupatorium oaxacanum* Klatt, Abh. Naturf. Ges. Halle 15: 324. 1882. = *Ageratina oaxacana* (Klatt) R. King & H. Robinson.
- Eupatorium oblongifolium* (Sprengel) Baker, Fl. Bras. 6(2): 333. 1876. = *Stomatanthus oblongifolius* (Sprengel) H. Robinson.
- Eupatorium obovatum* Raf., Med. Repos. 5: 359. 1808. = *Eupatorium rotundifolium* L. ?
- Eupatorium obovatum* Willd. ex Less., Linnaea 4: 271. 1829, nom. nud. = *Vernonia brasiliensis* (L.) Druce. VERNONIEAE.
- Eupatorium obscurifolium* Hieron. in Sodiro, Bot. Jahrb. Syst. 29: 9. 1900. = *Fleischmannia obscurifolia* (Hieron.) R. King & H. Robinson.
- Eupatorium obscurum* DC., Prodr. 5: 142. 1836. = *Chromolaena ivaeifolia* (L.) R. King & H. Robinson.
- Eupatorium obtusifolium* Willd., Sp. Pl. 3: 1768. 1804. = *Vernonia albicaulis* Pers. VERNONIEAE.
- Eupatorium obtusisquamosum* Hieron. ex Sodiro, Bot. Jahrb. Syst. 29: 14. 1900. = *Hebeclinium obtusisquamosum* (Hieron. ex Sodiro) R. King & H. Robinson.
- Eupatorium obtusissimum* DC., Prodr. 5: 173. 1836. = *Koanophyllon obtusissimum* (DC.) R. King & H. Robinson.
- Eupatorium ocanense* B. Robinson, Contr. Gray Herb. 68: 27. 1923. = *Ageratina ocanensis* (B. Robinson) R. King & H. Robinson.
- Eupatorium occidentale* Hook., Fl. Bor.-Amer. 1: 305. 1833. = *Ageratina occidentalis* (Hook.) R. King & H. Robinson.
- Eupatorium occidentale* var. *arizonicum* A. Gray, Syn. Fl. N. Amer. 1: 101. 1886. = *Ageratina herbacea* (A. Gray) R. King & H. Robinson.
- Eupatorium odontodactylum* B. Robinson, Contr. Gray Herb. 75: 10. 1925. = *Praxelis odontodactyla* (B. Robinson) R. King & H. Robinson.
- Eupatorium odoratissimum* Hort. ex Sieber & Voss, Vilm. Blumengart., ed. 3, 1: 448. 1894, nom. nud. = *Ageratina ligustrina* (DC.) R. King & H. Robinson.
- Eupatorium odoratum* L., Syst. Nat. ed. 10, 1205. 1759. = *Chromolaena odorata* (L.) R. King & H. Robinson.
- Eupatorium odoratum* Walter, Fl. Carol. 200. 1788. = *Ageratina altissima* (L.) R. King & H. Robinson. ?
- Eupatorium oerstedianum* Benth. ex Oersted, Vidensk. Meddel. Dansk Naturhist. Foren. Kjobenhavn 74. 1852. = *Chromolaena glaberrima* (DC.) R. King & H. Robinson.
- Eupatorium officinale* (Martius) Baillon, Traite Bot. Med. Phan. 2: 1127. 1884. = *Mikania officinalis* Martius.
- Eupatorium oinopolepis* (Malme) Cabrera, Sellowia 15: 196. 1963. = *Chromolaena oinopolepis* (Malme) R. King & H. Robinson.
- Eupatorium oligadenium* Alain, Contr. Ocas. Mus. Hist. Nat. Colegio "De La Salle" 18: 7. 1960. = *Koanophyllon oligadenium* (Alain) R. King & H. Robinson.
- Eupatorium oliganthes* Less., Linnaea 5: 137. 1830. = *Brickellia oliganthes* (Less.) A. Gray.
- Eupatorium oligocephalum* DC., Prodr. 5: 166. 1836. = *Ageratina oligocephala* (DC.) R. King & H. Robinson.
- Eupatorium oligolepis* Hemsley, Biol. Cent.-Amer., Bot. 2: 98. 1881. = *Conoclinium betonicifolium* (Miller) R. King & H. Robinson.
- Eupatorium omphaliaefolium* Kunth & Bouche, Ind. Sem. Hort. Berol. Adnat. N. 13. 1844. = *Neomirandea araliaefolia* (Less.) R. King & H. Robinson.
- Eupatorium omphaliaefolium* Kunth & Bouche ex Walp., Repert.

- Bot. Syst. 6: 113. 1846. = *Neomirandea araliaefolia* (Less.) R. King & H. Robinson.
- Eupatorium opiferum* (Martius) Baillon, Traite Bot. Med. Phan. 2: 1127. 1884. = *Mikania cordifolia* (L. f.) Willd.
- Eupatorium oppositifolium* Hoffsgg., Verz. Pfl.-Kult. (ed. 2) 3: 36. 1824, ignota.
- Eupatorium orbiculatum* DC., Prodr. 5: 172. 1836. = *Vittetia orbiculata* (DC.) R. King & H. Robinson.
- Eupatorium orbignyanum* Klatt, Abh. Naturf. Ges. Halle 15: 323. 1882. = *Chromolaena orbignyana* (Klatt) R. King & H. Robinson.
- Eupatorium oregonum* Nutt., Trans. Amer. Philos. Soc. 7: 286. 1841. = *Ageratina occidentalis* (Hook.) R. King & H. Robinson.
- Eupatorium oreithales* Greenman, Proc. Amer. Acad. Arts 32: 308. 1897. = *Ageratina prunellaefolia* (H. B. K.) R. King & H. Robinson.
- Eupatorium oreophilum* L. O. Williams, Fieldiana, Bot. 36: 96(-97). 1975. = *Neomirandea biflora* R. King & H. Robinson.
- Eupatorium oresbioides* B. Robinson, Proc. Amer. Acad. Arts 44: 618. 1909. = *Bartlettina oresbioides* (B. Robinson) R. King & H. Robinson.
- Eupatorium oresbium* B. Robinson, Proc. Amer. Acad. Arts 35: 337. 1900. = *Bartlettina oresbia* (B. Robinson) R. King & H. Robinson.
- Eupatorium organense* Gardner, London J. Bot. 4: 117. 1845. = *Barrosoa organensis* (Gardner) R. King & H. Robinson.
- Eupatorium orgyale* DC., Prodr. 5: 174. 1836. = *Austroeupatorium inulaefolium* (H. B. K.) R. King & H. Robinson. ?
- Eupatorium orgyaloides* B. Robinson, Proc. Amer. Acad. Arts 55: 24. 1919. = *Idiothamnus orgyaloides* (B. Robinson) R. King & H. Robinson.
- Eupatorium organoides* H. B. K., Nov. Gen. Sp. 4: 89. Ed. Folio. 1818. = *Cronquistianthus organoides* (H. B. K.) R. King & H. Robinson.
- Eupatorium organoides* Meyen & Walp., Nova Acta Phys.-Med. Acad. Caes. Leop.-Carol. Nat. Cur. 19, Suppl. 1: 257. 1843. = *Ophryosporus heptanthus* (Schultz-Bip. ex Wedd.) R. King & H. Robinson.
- Eupatorium orinocense* (H. B. K.) M. Gomez, Dicc. Bot. Nom. Vulg. Cub. Pue.-Riq. 55. 1889. = *Mikania micrantha* H. B. K.
- Eupatorium orizabae* Schultz-Bip. ex Hemsley, Biol. Cent.-Amer., Bot. 2: 98. 1881, nom. nud. = *Ageratina glauca* (Schultz-Bip. ex Klatt) R. King & H. Robinson.
- Eupatorium ornatilobum* B. Robinson, Contr. Gray Herb. 80: 27. 1928. = *Lourteigia ornatiloba* (B. Robinson) R. King & H. Robinson.
- Eupatorium ornithophorum* B. Robinson, Proc. Amer. Acad. Arts 54: 254. 1918. = *Ayapana ornithophora* (B. Robinson) R. King & H. Robinson.
- Eupatorium orogenes* L. O. Williams, Fieldiana, Bot. 36: 97(-98). 1975. = *Neomirandea parasitica* (Klatt) R. King & H. Robinson.
- Eupatorium orphaliaefolium* Kunth & Bouche ex Regel, Gartenflora 2: 4. 1853. = *Neomirandea araliaefolia* (Less.) R. King & H. Robinson.
- Eupatorium ortegae* B. Robinson, Contr. Gray Herb. 75: 10. 1925. = *Chromolaena ortegae* (B. Robinson) R. King & H. Robinson.
- Eupatorium ossaeum* DC., Prodr. 5: 144. 1836. = *Chromolaena ossaena* (DC.) R. King & H. Robinson.
- Eupatorium osseanum* Schultz-Bip. ex Baker, Fl. Bras. 6(2): 287. 1876, nom. nud. = *Chromolaena laevigata* (Lam.) R. King & H. Robinson.
- Eupatorium ostenii* B. Robinson, Ostenia 356. 1933. = *Praxelis ostenii* (B. Robinson) R. King & H. Robinson.
- Eupatorium oteroi* Monach., Phytologia 2: 406. 1948. = *Chromolaena oteroi* (Monach.) R. King & H. Robinson.
- Eupatorium ovaliflorum* Hook. & Arn., Bot. Beechey Voy. 297. 1838. = *Chromolaena glaberrima* (DC.) R. King & H. Robinson.
- Eupatorium ovandense* Grashoff & Beaman, Rhodora 71: 577. 1969. = *Decachaeta ovandensis* (Grashoff & Beaman) R. King & H. Robinson.
- Eupatorium ovatifolium* Hieron. in Urban, Bot. Jahrb. Syst. 40: 387. 1908. = *Hebeclinium*.
- Eupatorium ovatum* J. Bigelow, Fl. Boston., ed. 2, 296. 1824. = *Eupatorium rotundifolium* L.
- Eupatorium ovillum* Standley & Steyer., Publ. Field Mus. Nat. Hist., Bot. Ser. 22: 305. 1940. = *Ageratina ovilla* (Standley & Steyer.) R. King & H. Robinson.
- Eupatorium oxychlaenum* DC., Prodr. 5: 162. 1836. = *Ayapana amygdalina* (Lam.) R. King & H. Robinson.
- Eupatorium oxyhedrum* Baker, Fl. Bras. 6(2): 359. 1876. = *Campuloclinium macrocephalum* (Less.) DC., ?
- Eupatorium oxylepis* DC., Prodr. 5: 145. 1836. = *Chromolaena oxylepis* (DC.) R. King & H. Robinson.
- Eupatorium oxylepis* Schultz-Bip. ex Baker, Fl. Bras. 6(2): 339. 1876, nom. nud. = *Stomatanthus warmingii* (Baker) H. Robinson.
- Eupatorium oyadense* Hieron., Bot. Jahrb. Syst. 22: 755. 1897. = *Chromolaena oyadensis* (Hieron.) R. King & H. Robinson.
- Eupatorium pabstii* Regel, Ann. Sci. Nat. Bot. 4, 12: 375. 1859. = *Ageratina*.
- Eupatorium pacacatum* Klatt, Compos. Nov. Costaric. [Bot. Beibl. Leopoldina] 3. 1895. = *Fleischmannia pratensis* (Klatt) R. King & H. Robinson.
- Eupatorium pachanoi* B. Robinson, Proc. Amer. Acad. Arts 55: 25. 1919. = *Kaunia pachanoi* (B. Robinson) R. King & H. Robinson.
- Eupatorium pachyneurum* Urban, Feddes Repert. 17: 10. 1921. = *Koanophyllon pachyneurum* (Urban) R. King & H. Robinson.
- Eupatorium pachypodum* B. Robinson, Proc. Amer. Acad. Arts 36: 481. 1901. = *Ageratina pachypoda* (B. Robinson) R. King & H. Robinson.
- Eupatorium pacificum* B. Robinson in I. M. Johnston, Proc. Calif. Acad. Sci. Ser. 4. 20: 99. 1931. = *Ageratina pacifica* (B. Robinson ex I. M. Johnston) R. King & H. Robinson.
- Eupatorium pacificum* B. Robinson, Contr. Gray Herb. n.s. 100: 15. 1932. = *Ageratina pacifica* (B. Robinson) R. King & H. Robinson.
- Eupatorium paezense* Hieron., Bot. Jahrb. Syst. 28: 574. 1901. = *Bartlettina paezensis* (Hieron.) R. King & H. Robinson.
- Eupatorium palaeforme* Klatt, Leopoldina 20: 76. 1884. = *Ageratina*?
- Eupatorium paleaceum* Sesse & Mocino, Fl. Mexic. (ed. 2) . 181. 1894. = *Ageratum conyzoides* L.
- Eupatorium pallescens* DC., Prodr. 5: 154. 1836. = *Austroeupatorium inulaefolium* (H. B. K.) R. King & H. Robinson.
- Eupatorium pallidum* Hook. & Arn., Companion Bot. Mag. 1: 241. 1835. = *Austroeupatorium inulaefolium* (H. B. K.) R. King & H. Robinson.
- Eupatorium palmare* Schultz-Bip. ex Baker, Fl. Bras. 6(2): 294. 1876. = *Chromolaena palmaris* (Schultz-Bip. ex Baker) R. King & H. Robinson.
- Eupatorium palmeri* A. Gray, Proc. Amer. Acad. Arts 21: 383. 1886. = *Koanophyllon palmeri* (A. Gray) R. King & H. Robinson.
- Eupatorium palustre* (DC.) Baker, Fl. Bras. 6(2): 363. 1876. = *Barrosoa betonicaeformis* (DC.) R. King & H. Robinson.
- Eupatorium pampalcense* B. Robinson, Contr. Gray Herb. 104: 24. 1934. = *Ageratina pampalcensis* (B. Robinson) R. King & H. Robinson.

- Eupatorium pandurifolium* Baker, Fl. Bras. 6(2): 310. 1876. = *Heterocondylus pandurifolius* (Baker) R. King & H. Robinson.
- Eupatorium paniculatum* Miller, Gard. Dict. ed. 8, 15. 1768. = *Brickellia paniculata* (Miller) B. Robinson.
- Eupatorium paniculatum* Schrader, Ind. Sem. Hort. Acad. Gott. 2. 1832, Linnaea 8. Litt. 26. 1833. = *Fleischmannia microstemon* (Cass.) R. King & H. Robinson.
- Eupatorium paniculatum* Lindley ex DC., Prodr. 5: 23. 1836, nom. nud. = *Vernonia paniculata* DC. VERNONIEAE.
- Eupatorium pansamalense* B. Robinson, Proc. Amer. Acad. Arts 36: 482. 1901. = *Bartlettina pansamalensis* (B. Robinson) R. King & H. Robinson.
- Eupatorium papantlense* Less., Linnaea 6: 403. 1831. = *Ageratina havanensis* (H. B. K.) R. King & H. Robinson, ?
- Eupatorium paradoxum* Hook. & Arn., Companion Bot. Mag. 1: 240. 1835. = *Ophryosporus paradoxus* (Hook. & Arn.) Benth. & Hook. ex Hook. f. & Jackson.
- Eupatorium paraguayense* Hieron., Bot. Jahrb. Syst. 22: 752. 1897. = *Chromolaena paraguayensis* (Hieron.) R. King & H. Robinson.
- Eupatorium paramense* Aristeg., Fl. Venezuela 10: 171. 1964. = *Ageratina paramensis* (Aristeg.) R. King & H. Robinson.
- Eupatorium paranense* Hook. & Arn., Companion Bot. Mag. 1: 241. 1835. = *Austroeupatorium inulaefolium* (H. B. K.) R. King & H. Robinson.
- Eupatorium parasiticum* Klatt, Ann. K. K. Naturhist. Hofmus. 9: 357. 1894. = *Neomirandea parasitica* (Klatt) R. King & H. Robinson.
- Eupatorium parietariaefolium* Scheele, Linnaea 18: 458. 1844. = *Ageratina*?
- Eupatorium parryi* A. Gray, Rep. U. S. Mex. Bound., Bot. 75. 1859. = *Flyriella parryi* (A. Gray) R. King & H. Robinson.
- Eupatorium parviceps* Malme, Ark. Bot. 24a(8): 24. 1932. = *Chromolaena parviceps* (Malme) R. King & H. Robinson.
- Eupatorium parviflorum* Aublet, Hist. Pl. Guiane 2: 797. 1775. = *Mikania parviflora* (Aublet) Karsten.
- Eupatorium parviflorum* Sw., Prodr. 111. 1788. = *Critonia parviflora* [Sw.] DC.
- Eupatorium parviflorum* Elliott, Sketch Bot. S. Carolina 2: 299. 1822?. = *Eupatorium semiserratum* DC.
- Eupatorium parviflorum* var. *lancifolium* Torrey & A. Gray, Fl. N. Amer. 2: 85. 1841. = *Eupatorium lancifolium* (Torrey & A. Gray) Small.
- Eupatorium parvulum* Glaz., Bull. Soc. Bot. France Mem. 3. 56: 390. 1909, nom. nud. = *Campuloclinium parvulum* (Glaz. ex B. Robinson) R. King & H. Robinson.
- Eupatorium parvulum* Glaz. ex B. Robinson, Contr. Gray Herb. 73: 16. 1924. = *Campuloclinium parvulum* (Glaz. ex B. Robinson) R. King & H. Robinson.
- Eupatorium pasadenense* Parish, Zoe 5: 75. 1900. = *Ageratina adenophora* (Sprengel) R. King & H. Robinson.
- Eupatorium pastazae* B. Robinson, Biblioth. Bot. 29 (Heft. 116): 160. 1937. = *Fleischmannia pastazae* (B. Robinson) R. King & H. Robinson.
- Eupatorium patagonicum* Klatt, Abh. Naturf. Ges. Halle 15: 324. 1882. = *Austrobrickellia patens* (Don ex Hook. & Arn.) R. King & H. Robinson.
- Eupatorium patens* Don ex Hook. & Arn., Companion Bot. Mag. 1: 242. 1835. = *Austrobrickellia patens* (Don ex Hook. & Arn.) R. King & H. Robinson.
- Eupatorium patens* Philippi, Sert. Mendoc. Alt. 21. 1870. = *Austrobrickellia patens* (Don ex Hook. & Arn.) R. King & H. Robinson.
- Eupatorium paucibracteatum* Alain, Contr. Ocas. Mus. Hist. Nat. Colegio "De La Salle" 18: 8. 1960. = *Ageratina paucibracteata* (Alain) R. King & H. Robinson.
- Eupatorium paucicapitulatum* Hieron., Bot. Jahrb. Syst. 22: 756. 1897. = *Chromolaena*.
- Eupatorium paucicrenatum* Urban & Ekman, Ark. Bot. 23a(11): 59. 1931. = *Koanophyllon paucicrenatum* (Urban & Ekman) R. King & H. Robinson.
- Eupatorium paucidentatum* Schultz-Bip., Linnaea 34: 535. 1865-1866, nom. nud. = *Chromolaena connivens* (Rusby) R. King & H. Robinson.
- Eupatorium paucidentatum* Schultz-Bip. ex Baker, Fl. Bras. 6(2): 297. 1876. = *Chromolaena congesta* (Hook. & Arn.) R. King & H. Robinson.
- Eupatorium pauciflorum* H. B. K., Nov. Gen. Sp. 4: 94. Ed. Folio. 1818. = *Praxelis pauciflora* (H. B. K.) R. King & H. Robinson.
- Eupatorium pauciflorum* Raf., New Fl. 4: 80. 1836, nom. illeg. prov. = *Caradesia pauciflora* Raf., *Fleischmannia*?
- Eupatorium pauciflorum* Wallich ex DC., Prodr. 5: 15. 1836, nom. nud. = *Vernonia teres* Wallich ex DC. VERNONIEAE.
- Eupatorium paulense* Loeffgren, Bol. Commiss. Geogr. Estado Sao Paulo 1 (12): 242. 1897. = *Campuloclinium megacephalum* (Martius ex Baker) R. King & H. Robinson.
- Eupatorium paulinum* DC., Prodr. 5: 158. 1836. = *Austroeupatorium paulinum* (DC.) R. King & H. Robinson.
- Eupatorium paulinum* Martius ex Baker, Fl. Bras. 6(2): 282. 1876, nom. nud. = *Chromolaena squalida* (DC.) R. King & H. Robinson.
- Eupatorium pauperatum* H. B. K., Nov. Gen. Sp. 4: 95. Ed. Folio. 1818. = *Lourteigia ballotaefolia* (H. B. K.) R. King & H. Robinson, ?
- Eupatorium pauperulum* A. Gray, Proc. Amer. Acad. Arts 17: 205. 1882. = *Ageratina pauperula* (A. Gray) R. King & H. Robinson.
- Eupatorium pavoniaefolium* Schultz-Bip., Flora 33: 30. 1850, nom. nud. = *Symphypappus decussatus* Turcz.
- Eupatorium pazcuarensis* H. B. K., Nov. Gen. Sp. 4: 96. Ed. Folio. 1818. = *Ageratina pazcuarensis* (H. B. K.) R. King & H. Robinson.
- Eupatorium pectinatum* Wallich, Num. List Dr. Pl. 3172. 1831, nom. nud. = *Vernonia pectinata* DC. VERNONIEAE.
- Eupatorium pectinatum* Raf., Atlantic J. 17. 1832, ignota.
- Eupatorium pectinatum* Small, Fl. S. E. U. S. 1165, 1338. 1903. = *Eupatorium pinnatifidum* Ellis.
- Eupatorium pedale* Schultz-Bip. ex Baker, Fl. Bras. 6(2): 295. 1876. = *Chromolaena pedalis* (Schultz-Bip. ex Baker) R. King & H. Robinson.
- Eupatorium pedunculatum* Hook. & Arn., Companion Bot. Mag. 1: 240. 1835. = *Chromolaena pedunculata* (Hook. & Arn.) R. King & H. Robinson.
- Eupatorium pedunculatum* (DC.) A. Gray, Pl. Wright. 1: 86. 1852, nom. illeg. = *Phanerostylis pedunculata* (DC.) R. King & H. Robinson.
- Eupatorium pellium* Klatt, Ann. K. K. Naturhist. Hofmus. 9: 357. 1894. = *Chromolaena pellia* (Klatt) R. King & H. Robinson.
- Eupatorium pellucidum* H. B. K., Nov. Gen. Sp. 4: 84. Ed. Folio. 1818. = *Critoniella acuminata* (H. B. K.) R. King & H. Robinson.
- Eupatorium pelotrophum* B. Robinson, Proc. Amer. Acad. Arts 42: 44. 1906. = *Ageratina pelotropha* (B. Robinson) R. King & H. Robinson.
- Eupatorium pendulum* Schrader, Ind. Sem. Hort. Acad. Gott. 76. 1830, Linnaea 6. Litt. 72. 1831. = *Brickellia pendula* (Schrader) A. Gray.
- Eupatorium peninsulare* Brandegee, Erythea 7: 4. 1899. = *Critonia peninsularis* (Brandegee) R. King & H. Robinson.
- Eupatorium pennellii* B. Robinson, Proc. Amer. Acad. Arts 54: 254. 1918. = *Fleischmannia pennellii* (B. Robinson) R. King & H. Robinson.
- Eupatorium penninervatum* Wurd., Mem. New York Bot. Gard. 8: 145. 1953. = *Guayania penninervata* (Wurd.) R. King & H. Robinson.

- Eupatorium pennivenium* (B. Robinson) Steyerl., Fieldiana, Bot. 28(3): 636. 1953. = *Neocabreria pennivenia* (B. Robinson) R. King & H. Robinson.
- Eupatorium pentastorum* Larran., Escr. D. A. Larranaga 2: 251. 1923, ignota.
- Eupatorium pentanthum* Schultz-Bip., Linnaea 22: 572. 1849, nom. nud. = *Raulinoreitzia crenulata* (Sprengel) R. King & H. Robinson.
- Eupatorium pentlandianum* DC., Prodr. 5: 157. 1836. = *Ageratina pentlandiana* (DC.) R. King & H. Robinson.
- Eupatorium perezioides* B. Robinson, Proc. Amer. Acad. Arts 54: 255. 1918. = *Bartlettina perezioides* (B. Robinson) R. King & H. Robinson.
- Eupatorium perfoliatum* L., Sp. Pl. 838. 1753.
- Eupatorium perforatum* Schultz-Bip. ex Baker, Fl. Bras. 6(2): 289. 1876. = *Chromolaena perforata* (Schultz-Bip. ex Baker) R. King & H. Robinson.
- Eupatorium perglabrum* B. Robinson, Contr. Gray Herb. 80: 28. 1928. = *Chromolaena perglabra* (B. Robinson) R. King & H. Robinson.
- Eupatorium pernambucense* B. Robinson, Contr. Gray Herb. 90: 31. 1930, nom. nov. = *Stomatanthes pernambucensis* (B. Robinson) H. Robinson.
- Eupatorium perornatum* Klatt, Leopoldina 20: 90. 1884. = *Decachaeta perornata* (Klatt) R. King & H. Robinson.
- Eupatorium perpetiolatum* (R. King & H. Robinson) L. O. Williams, Fieldiana, Bot. 36: 99. 1975. = *Pseudokyrsteniopsis perpetiolata* R. King & H. Robinson.
- Eupatorium peruvianum* Sprengel, Syst. Veg. Fl. Peruv. Chil. 3: 412. 1826, ignota.
- Eupatorium persicifolium* H. B. K., Nov. Gen. Sp. 4: 130. Ed. Folio. 1818. = *Aristeguetia persicifolia* (H. B. K.) R. King & H. Robinson.
- Eupatorium petalodium* Britton ex Small, Bull. Torrey Bot. Club 24: 492. 1897. = *Eupatorium album* L.
- Eupatorium petaloideum* Britton ex Small, Fl. S. E. U. S. 1168. 1903. = *Eupatorium album* L.
- Eupatorium petasites* Griseb., Ind. Sem. Hort. Acad. Gott. 8. 1877. = *Bartlettina sordida* (Less.) R. King & H. Robinson.
- Eupatorium petiolare* Mocino & Sesse ex DC., Prodr. 5: 166. 1836. = *Ageratina petiolaris* (Mocino & Sesse ex DC.) R. King & H. Robinson.
- Eupatorium petraeum* B. Robinson, Proc. Amer. Acad. Arts 41: 275. 1905. = *Decachaeta ovatifolia* (DC.) R. King & H. Robinson.
- Eupatorium petrophilum* B. Robinson, Contr. Gray Herb. 77: 27. 1926. = *Austroeupatorium petrophilum* (B. Robinson) R. King & H. Robinson.
- Eupatorium phanioides* Urban & Ekman, Ark. Bot. 23a(11): 54. 1931. = *Koanophyllon phanioides* (Urban & Ekman) R. King & H. Robinson.
- Eupatorium pharcidodes* B. Robinson ex Gleason, Bull. Torrey Bot. Club 58: 483. 1931. = *Chromolaena pharcidodes* (B. Robinson) R. King & H. Robinson.
- Eupatorium phlebodes* B. Robinson, Contr. Gray Herb. 100: 16. 1932. = *Trichogonia phlebodes* (B. Robinson) R. King & H. Robinson.
- Eupatorium phlogifolium* DC., Prodr. 5: 147. 1836. = *Campovassouria cruciata* (Vell. Conc.) R. King & H. Robinson.
- Eupatorium phoenicolepis* B. Robinson, Proc. Amer. Acad. Arts 35: 338. 1900. = *Peteravenia phoenicolepis* (B. Robinson) R. King & H. Robinson.
- Eupatorium phoenicticum* B. Robinson, Proc. Amer. Acad. Arts 55: 26. 1919. = *Hebeclinium phoenicticum* (B. Robinson) R. King & H. Robinson.
- Eupatorium photinum* B. Robinson, Proc. Amer. Acad. Arts 35: 338. 1900. = *Ageratina photina* (B. Robinson) R. King & H. Robinson.
- Eupatorium phyllocephalum* Klatt, Ann. K. K. Naturhist. Hofmus. 9: 358. 1894. = *Chromolaena*.
- Eupatorium piauhyense* Gardner, London J. Bot. 5: 472. 1846. = *Raulinoreitzia crenulata* (Sprengel) R. King & H. Robinson.
- Eupatorium picardae* Urban, Feddes Repert. 17: 51. 1921. = *Koanophyllon picardae* (Urban) R. King & H. Robinson.
- Eupatorium pichinchense* H. B. K., Nov. Gen. Sp. 4: 95. Ed. Folio. 1818. = *Ageratina pichinchensis* (H. B. K.) R. King & H. Robinson.
- Eupatorium pictum* Gardner, London J. Bot. 6: 443. 1847. = *Chromolaena picta* (Gardner) R. King & H. Robinson.
- Eupatorium picturatum* Malme, Kongl. Svenska Vetenskapsakad. Handl. 32(5): 41. 1899. = *Austroeupatorium picturatum* (Malme) R. King & H. Robinson.
- Eupatorium pilluanense* Hieron. in Ule, Verh. Bot. Vereins Prov. Brandenburg 48: 201. 1907. = *Ayapana pilluanensis* (Hieron.) R. King & H. Robinson.
- Eupatorium pilosum* Walter, Fl. Carol. 199. 1788.
- Eupatorium pinabetense* B. Robinson, Proc. Amer. Acad. Arts 36: 482. 1901. = *Bartlettina pinabetensis* (B. Robinson) R. King & H. Robinson.
- Eupatorium pinetorum* L. O. Williams & A. Molina, Fieldiana, Bot. 36: 99(100). 1975. = *Critonia hebebotrya* DC.
- Eupatorium pinnangense* V. Badillo, Bol. Soc. Venez. Ci. Nat. 10: 290. 1946. = *Badilloa venezuelensis* (V. Badillo) R. King & H. Robinson.
- Eupatorium pinnatifidum* Ellis, Sketch Bot. S. Carolina 2: 295. 1822?
- Eupatorium pinnatifidum* DC., Prodr. 5: 149. 1836. = *Acanthostyles buniifolius* (Hook. & Arn.) R. King & H. Robinson.
- Eupatorium pinnatifissum* Buek, Gen. Sp. Synon. Cand. 2: 5. 1840. = *Acanthostyles buniifolius* (Hook. & Arn.) R. King & H. Robinson.
- Eupatorium pinnatipartitum* Schultz-Bip. ex Baker, Fl. Bras. 6(2): 338. 1876. = *Stomatanthes pinnatipartitum* (Schultz-Bip. ex Baker) H. Robinson.
- Eupatorium pinnatisectum* Steudel, Nomencl. Bot. 1: 608. 1840, nom. nov. = *Acanthostyles buniifolius* (Hook. & Arn.) R. King & H. Robinson.
- Eupatorium pintobambense* Cabrera, Revista Univ. (Cuzco) 33(87): 118-119. 1945. = *Critonia*?
- Eupatorium piperitum* Sesse & Mocino, Fl. Mexic. (ed. 2) 182. 1894. = *Ageratina glabrata* (H. B. K.) R. King & H. Robinson.
- Eupatorium piptolepis* Schultz-Bip. ex Baker, Fl. Bras. 6(2): 346. 1876, nom. nud. = *Steyermarkina pyrifolia* (DC.) R. King & H. Robinson.
- Eupatorium piptopappum* Schultz-Bip., Bull. Soc. Bot. France 12: 82. 1865, Linnaea 34: 535. Feb. 1866, ignota.
- Eupatorium piquerioides* DC., Prodr. 5: 175. 1836. = *Ophryosporus piquerioides* (DC.) Benth. ex Baker.
- Eupatorium pithecoium* B. Robinson, Contr. Gray Herb. 77: 28. 1926. = *Neomirandea pithecoia* (B. Robinson) R. King & H. Robinson.
- Eupatorium pitonianum* Urban & Ekman, Ark. Bot. 23a(11): 64. 1931. = *Koanophyllon pitonianum* (Urban & Ekman) R. King & H. Robinson.
- Eupatorium pittieri* Klatt in T. Durand & Pittier, Bull. Soc. Roy. Bot. Belgique 31: 192. 1892. = *Koanophyllon pittieri* (Klatt) R. King & H. Robinson.
- Eupatorium piurae* B. Robinson, Contr. Gray Herb. 77: 28. 1926. = *Ageratina piurae* (B. Robinson) R. King & H. Robinson.
- Eupatorium planellasianum* Gomez & Molt., Anales Hist. Nat. 19: 271. 1890. = *Phania domingensis* (Sprengel) Griseb.
- Eupatorium platychaetum* Urban, Notizbl. Bot. Gart. Berlin-Dahlem 8: 23. 1921. = *Critonia platychaeta* (Urban) R. King & H. Robinson.
- Eupatorium platylepis* Baker, Fl. Bras. 6(2): 355. 1876. = *Dasycondylus platylepis* (Baker) R. King & H. Robinson.

- Eupatorium platyphyllum* B. Robinson, Proc. Amer. Acad. Arts 35: 339. 1900. = *Bartlettina platyphylla* (B. Robinson) R. King & H. Robinson.
- Eupatorium plectranthifolium* Benth. ex Oersted, Vidensk. Meddel. Dansk Naturhist. Foren. Kjobenhavn 76. 1852. = *Fleischmannia plectranthifolia* (Benth. ex Oersted) R. King & H. Robinson.
- Eupatorium pleianthum* B. Robinson, Proc. Amer. Acad. Arts 36: 483. 1901. = *Dyscritogyne dryophila* (B. Robinson) R. King & H. Robinson.
- Eupatorium plethadenium* Standley & Steyer., Publ. Field Mus. Nat. Hist., Bot. Ser. 23: 186. 1944. = *Ageratina plethadenia* (Standley & Steyer.) R. King & H. Robinson.
- Eupatorium plicatum* Urban, Symb. Antill. 5: 523. 1908. = *Koanophyllon tinctorium* Arruda.
- Eupatorium plucheoides* Griseb., Mem. Amer. Acad. Arts 8: 511. 1863. = *Grisebachianthus plucheoides* (Griseb.) R. King & H. Robinson.
- Eupatorium plumeri* Urban & Ekman, Ark. Bot. 23a(11): 52. 1931. = *Osmiopsis plumeri* (Urban & Ekman) R. King & H. Robinson.
- Eupatorium pluriseriatum* B. Robinson, Proc. Amer. Acad. Arts 47: 195. 1911. = *Urbananthus pluriseriatus* (B. Robinson) R. King & H. Robinson.
- Eupatorium podachaenium* Schultz-Bip. ex Baker, Fl. Bras. 6(2): 356. 1876, nom. nud. = *Campuloclinium purpurascens* (Schultz-Bip. ex Baker) R. King & H. Robinson.
- Eupatorium poeppigii* Sprengel, Syst. Veg. Fl. Peruv. Chil. 3: 415. 1826. = *Koanophyllon villosum* (Sw.) R. King & H. Robinson. ?
- Eupatorium polanthum* Klatt, Compos. Nov. Costaric. [Bot. Beibl. Leopoldina] 3. 1895. = *Ageratina anisochroma* (Klatt) R. King & H. Robinson.
- Eupatorium polopolense* B. Robinson, Contr. Gray Herb. 61: 10. 1920. = *Fleischmannia polopolensis* (B. Robinson) R. King & H. Robinson.
- Eupatorium polyanthes* Sprengel, Syst. Veg. Fl. Peruv. Chil. 3: 414. 1826. = *Vernonia polyanthes* (Sprengel) Less. VERNONIEAE.
- Eupatorium polyanthes* Less. ex Baker, Fl. Bras. 6(2): 258. 1876, nom. nud. = *Mikania callineura* Schultz-Bip. ex Baker.
- Eupatorium polyanthum* Wallich, Num. List Dr. Pl. 3171. 1831, nom. nud. = *Vernonia divergens* (DC.) Edgewood. VERNONIEAE.
- Eupatorium polyanthum* Schultz-Bip. ex Baker, Fl. Bras. 6(2): 279. 1876, nom. nud. = *Chromolaena mucronata* (Gardner) R. King & H. Robinson.
- Eupatorium polyathum* Schultz-Bip. ex Baker, Fl. Bras. 6(2): 285. 1876. = *Chromolaena ivaefolia* (L.) R. King & H. Robinson.
- Eupatorium polybotryum* DC., Prodr. 5: 174. 1836. = *Decachaeta ovatifolia* (DC.) R. King & H. Robinson.
- Eupatorium polycephalum* Schultz-Bip. ex Baker, Fl. Bras. 6(2): 338. 1876, nom. nud. = *Stomatanthes polycephalus* (Schultz-Bip. ex B. Robinson) H. Robinson.
- Eupatorium polycephalum* Schultz-Bip. ex B. Robinson, Contr. Gray Herb. 77: 30. 1926. = *Stomatanthes polycephalus* (Schultz-Bip. ex B. Robinson) H. Robinson.
- Eupatorium polycladum* Dusen ex Malme, Kongl. Svenska Vetenskapsakad. Handl. 3. 12(2): 39. 1933. = *Hatschbachiella polyclada* (Dusen ex Malme) R. King & H. Robinson.
- Eupatorium polyneuron* × (F. J. Herm.) Wunderlin, Ann. Missouri Bot. Gard. 59: 472. 1972. = *Eupatorium perfoliatum* L., *Eupatorium serotinum* Michaux.
- Eupatorium polyodon* Urban, Symb. Antill. 1: 462. 1899. = *Koanophyllon polyodon* (Urban) R. King & H. Robinson.
- Eupatorium polystachyum* Willd. ex Less., Linnaea 4: 283. 1829, nom. nud. = *Vernonia canescens* H. B. K. VERNONIEAE.
- Eupatorium polystachyum* DC., Prodr. 5: 149. 1836. = *Symphopappus compressus* (Gardner) B. Robinson.
- Eupatorium polystictum* Urban, Symb. Antill. 3: 400. 1903. = *Koanophyllon polystictum* (Urban) R. King & H. Robinson.
- Eupatorium pomaderrifolium* Benth., Pl. Hartw. 199. 1845. = *Ageratina asclepiadea* (L. f.) R. King & H. Robinson.
- Eupatorium ponticum* Pallas ex Georgi, Beschr. Russ. Reich. 8: 306. 1797-1802. = *Eupatorium cannabinum* L.
- Eupatorium popayanense* Hieron. in Urban, Bot. Jahrb. Syst. 40: 373. 1908. = *Ageratina popayanensis* (Hieron.) R. King & H. Robinson.
- Eupatorium popocatapetlense* Schlechtend. ex Hemsley, Biol. Cent.-Amer., Bot. 2: 99. 1881, nom. nud. = *Ageratina ligustrina* (DC.) R. King & H. Robinson.
- Eupatorium populifolium* H. B. K., Nov. Gen. Sp. 4: 87. Ed. Folio. 1818. = *Critonia morifolia* (Miller) R. King & H. Robinson.
- Eupatorium populifolium* Hook. & Arn., Companion Bot. Mag. 1: 242. 1835. = *Urolepis hecatantha* (DC.) R. King & H. Robinson.
- Eupatorium populifolium* Martius, Flora 20, 2 Beibl. 105. 1837. = *Hebeclinium macrophyllum* (L.) DC.
- Eupatorium porophylloides* B. Robinson, Contr. Gray Herb. 68: 29. 1923. = *Chromolaena porophylloides* (B. Robinson) R. King & H. Robinson.
- Eupatorium porphyranthemum* A. Gray, Proc. Amer. Acad. Arts 15: 27. 1880. = *Fleischmannia porphyranthema* (A. Gray) R. King & H. Robinson.
- Eupatorium porphyrocladum* Urban & Ekman, Ark. Bot. 23a(11): 56. 1931. = *Koanophyllon porphyrocladum* (Urban & Ekman) R. King & H. Robinson.
- Eupatorium porphyrolepis* Baker, Fl. Bras. 6(2): 280. 1876. = *Chromolaena porphyrolepis* (Baker) R. King & H. Robinson.
- Eupatorium porriginosa* B. Robinson, Contr. Gray Herb. 75: 11. 1925. = *Ageratina porriginosa* (B. Robinson) R. King & H. Robinson.
- Eupatorium portoricense* Urban, Symb. Antill. 1: 459. 1899. = *Critonia portoricensis* (Urban) Britton & P. Wilson.
- Eupatorium poterioides* Schultz-Bip., Linnaea 22: 571. 1849, nom. nud. = *Sphaereupatorium scandens* (Gardner) R. King & H. Robinson.
- Eupatorium praefictum* B. Robinson, Contr. Gray Herb. 68: 30. 1923. = *Disynaphia praeficta* (B. Robinson) R. King & H. Robinson.
- Eupatorium prasiifolium* Griseb., Goett. Abh. 19: 119. 1874. = *Fleischmannia prasiifolia* (Griseb.) R. King & H. Robinson.
- Eupatorium pratense* Klatt in T. Durand & Pittier, Bull. Soc. Roy. Bot. Belgique 31: 193. 1892. = *Fleischmannia pratensis* (Klatt) R. King & H. Robinson.
- Eupatorium pringlei* B. Robinson & Greenman, Amer. J. Sci. Arts Ser. 3. 50: 152. 1895. = *Ageratina pringlei* (B. Robinson & Greenman) R. King & H. Robinson.
- Eupatorium prinodes* B. Robinson, Contr. Gray Herb. 77: 30. 1926. = *Koanophyllon prinodes* (B. Robinson) R. King & H. Robinson.
- Eupatorium priouobium* B. Robinson, Proc. Amer. Acad. Arts 36: 483. 1901. = *Ageratina prionobia* (B. Robinson) R. King & H. Robinson.
- Eupatorium prionophyllum* B. Robinson, Proc. Amer. Acad. Arts 36: 484. 1901. = *Bartlettina prionophylla* (B. Robinson) R. King & H. Robinson.
- Eupatorium probum* N. E. Br., Gard. Chron. ser. 3. 7: 321. Fig. 48. 1890. = *Ageratina proba* (N. E. Br.) R. King & H. Robinson.
- Eupatorium procerum* B. Robinson, Contr. Gray Herb. 73: 17. 1924. = *Badilloa procerum* (B. Robinson) R. King & H. Robinson.
- Eupatorium propinquum* DC., Prodr. 5: 146. 1836. = *Chromolaena laevigata* (Lam.) R. King & H. Robinson.
- Eupatorium prunellaefolium* H. B. K., Nov. Gen. Sp. 4: 96. Ed.



- Folio. 1818. = *Ageratina prunellaefolia* (H. B. K.) R. King & H. Robinson.
- Eupatorium prunifolium* H. B. K., Nov. Gen. Sp. 4: 104. Ed. Folio. 1818. = *Ageratina prunifolia* (H. B. K.) R. King & H. Robinson.
- Eupatorium pseudarboreum* Hieron., Bot. Jahrb. Syst. 36: 469. 1905. = *Aristeguietia pseudarborea* (Hieron.) R. King & H. Robinson.
- Eupatorium pseudo-dalea* (DC.) Gomez & Molt., Anales Hist. Nat. 19: 272. 1890. = *Critonia pseudo-dalea* DC.
- Eupatorium pseudo-hirsutum* Hieron., Bot. Jahrb. Syst. 22: 758. 1897, nom. nov. = *Ageratina liebmanni* (Schultz-Bip. ex Klatt) R. King & H. Robinson.
- Eupatorium pseudo-prasiifolium* Hassler, Feddes Repert. 16: 25. 1919, nom. nov. = *Chacoa pseudo-prasiifolia* (Hassler) R. King & H. Robinson.
- Eupatorium pseudochilca* Benth., Pl. Hartw. 198. 1845. = *Ageratina pseudochilca* (Benth.) R. King & H. Robinson.
- Eupatorium pseudofastigiatum* Hieron., Bot. Jahrb. Syst. 36: 467. 1905. = *Ageratina exserto-venosa* (Klatt) R. King & H. Robinson.
- Eupatorium pseudoglomeratum* Hieron. in Sodiro, Bot. Jahrb. Syst. 29: 8. 1900. = *Asplundianthus pseudoglomeratus* (Hieron. in Sodiro) R. King & H. Robinson.
- Eupatorium pseudolaeva* Soares Nunes, Bradea 3: 130(-131). 1981. = *Santosia talmonii* R. King & H. Robinson.
- Eupatorium pseudoperfoliatum* Schultz-Bip. ex Klatt, Leopoldina 20: 75. 1884. = *Koanophyllon pseudoperfoliata* (Schultz-Bip. ex Klatt) R. King & H. Robinson.
- Eupatorium pseudopraxelis* Hieron. in Ule, Verh. Bot. Vereins Prov. Brandenburg 48: 200. 1907. = *Praxelis asperulacea* (Baker) R. King & H. Robinson.
- Eupatorium pseudoriganoides* Hieron. in Sodiro, Bot. Jahrb. Syst. 29: 10. 1900. = *Cronquistianthus pseudoriganoides* (Hieron.) R. King & H. Robinson.
- Eupatorium psiadiaefolium* DC., Prodr. 5: 144. 1836. = *Chromolaena laevigata* (Lam.) R. King & H. Robinson.
- Eupatorium psilodorum* B. Robinson, Proc. Amer. Acad. Arts 55: 27. 1919. = *Ageratina psilodora* (B. Robinson) R. King & H. Robinson.
- Eupatorium psoraleum* B. Robinson, Proc. Boston Soc. Nat. Hist. 31: 253. 1904. = *Neomirandea psoralea* (B. Robinson) R. King & H. Robinson.
- Eupatorium paretquiense* V. Badillo, Bol. Soc. Venez. Ci. Nat. 10: 291. 1946. = *Ageratina ibaguensis* (Schultz-Bip. ex Hieron.) R. King & H. Robinson.
- Eupatorium pteropodium* Hieron. in Sodiro, Bot. Jahrb. Syst. 29: 15. 1900. = *Polyanthina nemorosa* (Klatt) R. King & H. Robinson.
- Eupatorium puberulum* DC., Prodr. 5: 172. 1836. = *Koanophyllon puberulum* (DC.) R. King & H. Robinson.
- Eupatorium pubescens* Muhlenb. ex Willd., Sp. Pl. 3: 1755. 1804. = *Eupatorium rotundifolium* L.
- Eupatorium pubescens* Wallich ex DC., Prodr. 6: 281. 1837, nom. nud. = *Carpesium glossophyllum* Maxim. INULEAE.
- Eupatorium pulchellum* H. B. K., Nov. Gen. Sp. 4: 93. Ed. Folio. 1818. = *Chromolaena pulchella* (H. B. K.) R. King & H. Robinson.
- Eupatorium pulchrum* Gardner, London J. Bot. 6: 444. 1847. = *Chromolaena stachyophylla* (Sprengel) R. King & H. Robinson.
- Eupatorium pumilum* Wender., Schriften Ges. Beford. Gesammten Naturwiss. Marburg 2: 262. 1831, ignota.
- Eupatorium pumilum* (Gardner) B. Robinson, Contr. Gray Herb. 68: 30. 1923. = *Heterocondylus pumilus* (Gardner) R. King & H. Robinson.
- Eupatorium punctatum* Miller, Gard. Dict. ed. 8, 11. 1768. = *Porophyllum punctatum* (Miller) Blake. HELIANTHEAE.
- Eupatorium punctatum* Lam., Encycl. 2: 408. 1788. = *Chromolaena mononeura* (Urban) R. King & H. Robinson.
- Eupatorium punctatum* Willd., Enum. Pl. Hort. Berol. 853. 1809. = *Eupatorium dubium* Willd. ex Poir.
- Eupatorium punctatum* Miq., Linnaea 17: 66. 1843. = *Eupatorium purpureum* L.
- Eupatorium punctulatum* DC., Prodr. 5: 147. 1836. = *Chromolaena punctulata* (DC.) R. King & H. Robinson.
- Eupatorium punduanum* Wallich ex DC., Prodr. 5: 179. 1836. = *Eupatorium cannabinum* L., ?
- Eupatorium pungens* Gardner, London J. Bot. 5: 474. 1846. = *Chromolaena pungens* (Gardner) R. King & H. Robinson.
- Eupatorium purpurascens* Schultz-Bip. ex Baker, Fl. Bras. 6(2): 356. 1876. = *Campuloclinium purpurascens* (Schultz-Bip. ex Baker) R. King & H. Robinson.
- Eupatorium purpureum* L., Sp. Pl. 838. 1753.
- Eupatorium purpureum* Lour., Fl. Cochinch. 487. 1790. = *Eupatorium quaternum* DC.
- Eupatorium purpusi* Brandegee, Erythea 7: 3. 1899. = *Ageratina purpusii* (Brandegee) R. King & H. Robinson.
- Eupatorium pycnocephaloides* B. Robinson, Proc. Amer. Acad. Arts 51: 534. 1916. = *Fleischmannia pycnocephaloides* (B. Robinson) R. King & H. Robinson.
- Eupatorium pycnocephalum* Less., Linnaea 6: 404. 1831. = *Fleischmannia pycnocephala* (Less.) R. King & H. Robinson.
- Eupatorium pyramidale* D. Don, Prodr. Fl. Nepal. 170. 1825. = *Vernonia aspera* (Roxb.) Ham. VERNONIEAE.
- Eupatorium pyramidale* Klatt, Abh. Naturf. Ges. Halle 15: 323. 1882. = *Ayapana stenolepis* (Steetz) R. King & H. Robinson.
- Eupatorium pyriforme* DC., Prodr. 5: 153. 1836. = *Steyermarkia pyriforme* (DC.) R. King & H. Robinson.
- Eupatorium quadrangulare* DC., Prodr. 5: 150. 1836. = *Critonia quadrangularis* (DC.) R. King & H. Robinson.
- Eupatorium quadriflorum* Larran., Escr. D. A. Larranaga 2: 251. 1923, ignota.
- Eupatorium quasitripartitum* Hayata, Icon. Pl. Formosan. 8: 44. 1919. = *Eupatorium formosanum* Hayata.
- Eupatorium quaternum* DC., Prodr. 5: 183. 1836.
- Eupatorium quercetorum* L. O. Williams, Fieldiana, Bot. 36: 101(-102). 1975. = *Chromolaena quercetorum* (L. O. Williams) R. King & H. Robinson.
- Eupatorium quinqueflorum* Urban & Ekman, Ark. Bot. 23a(11): 57. 1931. = *Eupatorium mohrii* E. Greene.
- Eupatorium quinquesetosum* Hemsley, Biol. Cent.-Amer., Bot. 2: 90. 1881. = *Fleischmannia arguta* (H. B. K.) B. Robinson.
- Eupatorium quinquesetum* Benth. ex Oersted, Vidensk. Meddel. Dansk Naturhist. Foren. Kjobenhavn 79. 1852. = *Fleischmannia arguta* (H. B. K.) B. Robinson.
- Eupatorium quintuplinerve* Less. ex Baker, Fl. Bras. 6(2): 240. 1876, nom. nud. = *Mikania trinervis* Hook. & Arn.
- Eupatorium quisqueyanum* Alain, Moscosoa 1(1): 48-49. 1976. = *Koanophyllon quisqueyanum* (Alain) R. King & H. Robinson.
- Eupatorium racemosum* Bertol., Misc. Bot. 6: 26. 1845?. = *Eupatorium compositifolium* Walter.
- Eupatorium racemosum* Schultz-Bip. ex Baker, Fl. Bras. 6(2): 339. 1876, nom. nud. = *Stomatanthes polycephalus* (Schultz-Bip. ex B. Robinson) H. Robinson.
- Eupatorium radula* Chodat, Bull. Herb. Boissier Ser. 2. 2: 311. 1902. = *Disynaphia radula* (Chodat) R. King & H. Robinson.
- Eupatorium rafaense* Coulter, Bot. Gaz. (Crawfordsville) 16: 97. 1891. = *Ageratina mairetiana* (DC.) R. King & H. Robinson.
- Eupatorium raffillii* Hemsley, Bot. Mag. 8227. 1908. = *Bartlettina sordida* (Less.) R. King & H. Robinson.
- Eupatorium ramboi* Cabrera, Sellowia 15: 207. 1963. = *Barrosoa ramboi* (Cabrera) R. King & H. Robinson.
- Eupatorium ramonense* B. Robinson, Proc. Amer. Acad. Arts

- 44: 619. 1909. = *Ageratina ramonensis* (B. Robinson) R. King & H. Robinson.
- Eupatorium ramosissimum* Gardner, London J. Bot. 6: 441. 1847. = *Chromolaena squalida* (DC.) R. King & H. Robinson.
- Eupatorium ramosum* Miller, Gard. Dict., ed. 8, 13. 1768. = *Eupatorium altissimum* L.
- Eupatorium ranunculifolium* (Rich. ex Sagra) M. Gomez, Anales Hist. Nat. 19: 270. 1890. = *Mikania ranunculifolia* Rich. ex Sagra.
- Eupatorium rapunculoides* (DC.) B. Robinson, Proc. Amer. Acad. Arts 42: 45. 1906. = *Steviopsis rapunculoides* (DC.) R. King & H. Robinson.
- Eupatorium rebaudianum* Bertoni, Revista Agron. Asuncion 2: 35. 1899. *Stevia rebaudiana* (Bertoni) Bertoni.
- Eupatorium recreense* Hieron. in Urban, Bot. Jahrb. Syst. 40: 389. 1908. = *Hebeclinium reeense* (Hieron. in Urban) R. King & H. Robinson.
- Eupatorium recurvans* Small, Fl. S. E. U. S. 1167, 1338. 1903. = *Eupatorium mohrii* E. Greene.
- Eupatorium reevesii* Wallich ex DC., Prodr. 5: 179. 1836. *Eupatorium squamosum* D. Don.
- Eupatorium reflexum* Moench, Suppl. Meth. 234. 1802. = *Blumea chinensis* (L.) DC. INULEAE.
- Eupatorium regnellii* Schultz-Bip., Linnaea 30: 182. 1859-1860, nom. nud. = *Dasycondylus regnellii* R. King & H. Robinson.
- Eupatorium reitzii* Cabrera, Sellowia 15: 191. 1963, nom. nov. = *Symphypappus reitzii* (Cabrera) R. King & H. Robinson.
- Eupatorium remotifolium* DC., Prodr. 5: 165. 1836. = *Fleischmannia remotifolia* (DC.) R. King & H. Robinson.
- Eupatorium remyanum* Philippi, Fl. Atacam. 29. 1860. = *Ageratina remyana* (Philippi) R. King & H. Robinson.
- Eupatorium repandum* Willd., Sp. Pl. 3: 1767. 1804. = *Chromolaena corymbosa* (Aublet) R. King & H. Robinson.
- Eupatorium resinifluum* Urban, Symb. Antill. 1: 461. 1899. = *Ageratina resiniflua* (Urban) R. King & H. Robinson.
- Eupatorium resinosum* Torrey ex DC., Prodr. 5: 176. 1836.
- Eupatorium resinosum* Poeppig & Endl., Nov. Gen. Sp. 3: 54. 1845. = *Chromolaena laevigata* (Lam.) R. King & H. Robinson.
- Eupatorium reticulatum* Desv., Prodr. Pl. Ind. Occid. 51. 1825, ignota, branches pentagonal.
- Eupatorium reticulatum* Hook. & Arn., Bot. Beechey Voy. 29. 1830. = *Aristeguietia salvia* (Colla) R. King & H. Robinson.
- Eupatorium reticulatum* A. Rich. in Sagra, Hist. Fis. Cuba. Bot. 3: 39. 1853. = *Grisebachianthus libanotica* (Schultz-Bip.) R. King & H. Robinson.
- Eupatorium reticuliferum* (as *reticuliformum*) Standley & L. O. Williams, Ceiba 1: 254. 1951. = *Ageratina reticulifera* (Standley & L. O. Williams) R. King & H. Robinson.
- Eupatorium reticulosum* (C. Wright) Molinet & M. Gómez, Dicc. Bot. Nom. Vulg. Cub. Pue.-Riq. 55. 1889. = *Mikania reticulosa* Wright.
- Eupatorium retifolium* Schultz-Bip., Flora 33: 30. 1850, nom. nud. = *Mikania sessilifolia* DC.
- Eupatorium retrofractum* Thunb., Prodr. Pl. Cap. 142. 1800. = *Pegolettia retrofracta* (Thunb.) Kies. INULEAE.
- Eupatorium reversum* Urban, Arch. Bot. 17(7): 64. 1922. = *Koanophyllon reversum* (Urban) R. King & H. Robinson.
- Eupatorium revolutum* Gardner, London J. Bot. 6: 444. 1847. = *Chromolaena revoluta* (Gardner) R. King & H. Robinson.
- Eupatorium revolutum* Pohl ex Baker, Fl. Bras. 6(2): 314. 1876, nom. nud. = *Ayapana stenolepis* (Steetz) R. King & H. Robinson, ?
- Eupatorium rhexioides* B. Robinson, Proc. Amer. Acad. Arts 51: 535. 1916. = *Koanophyllon rhexioides* (B. Robinson) R. King & H. Robinson.
- Eupatorium rhinanthaceum* DC., Prodr. 5: 146. 1836. = *Chromolaena rhinanthacea* (DC.) R. King & H. Robinson.
- Eupatorium rhodanthum* Schultz-Bip. ex Baker, Fl. Bras. 6(2): 314. 1876, nom. nud. = *Ayapana amygdalina* (Lam.) R. King & H. Robinson.
- Eupatorium rhodochlamydeum* A. Gray, Proc. Amer. Acad. Arts 15: 26. 1880. = *Peteravenia rhodochlamydea* (A. Gray) R. King & H. Robinson.
- Eupatorium rhodolaenum* Hieron. in Urban, Bot. Jahrb. Syst. 40: 369. 1908. = *Austrobrickellia patens* (Don ex Hook. & Arn.) R. King & H. Robinson.
- Eupatorium rhodolepis* Chodat, Bull. Herb. Boissier Ser. 2. 3: 705. 1903. = *Chromolaena verbenacea* (DC.) R. King & H. Robinson.
- Eupatorium rhodopappum* B. Robinson, Contr. Gray Herb. 77: 31. 1926. = *Ageratina rhodopappa* (B. Robinson) R. King & H. Robinson.
- Eupatorium rhodopodum* B. Robinson, Contr. Gray Herb. 75: 12. 1925. = *Ageratina rhodopoda* (B. Robinson) R. King & H. Robinson.
- Eupatorium rhodotephrum* B. Robinson, Contr. Gray Herb. 77: 32. 1926. = *Fleischmannia rhodotephra* (B. Robinson) R. King & H. Robinson.
- Eupatorium rhodotrichum* Dusen ex Malme, Kongl. Svenska Vetenskapskad. Handl. 3. 12(2): 30. 1933, nom. nud. = *Trichogonia rhodotricha* Malme.
- Eupatorium rhomboideum* H. B. K., Nov. Gen. Sp. 4: 99. Ed. Folio. 1818. = *Ageratina rhomboidea* (H. B. K.) R. King & H. Robinson.
- Eupatorium rhyodes* B. Robinson, Proc. Amer. Acad. Arts 55: 28. 1919. = *Ageratina rhyodes* (B. Robinson) R. King & H. Robinson.
- Eupatorium rhytidodes* B. Robinson, Contr. Gray Herb. 77: 33. 1926. = *Ageratina rhytidodes* (B. Robinson) R. King & H. Robinson.
- Eupatorium riedelianum* Gardner, London J. Bot. 5: 478. 1846. = *Ophryosporus freyreysii* (Thunb. & Dallm.) Baker.
- Eupatorium riedelii* Baker, Fl. Bras. 6(2): 355. 1876. = *Campuloclinium riedelii* (Baker) R. King & H. Robinson.
- Eupatorium rigidulum* Miq., Ann. Mus. Bot. Lugduno-Batavum 2: 167. 1866. = *Pertya rigidula* (Miq.) Makino. MUTISIAE.
- Eupatorium rigidum* Sw., Prodr. 111. 1788. = *Chromolaena rigida* (Sw.) R. King & H. Robinson.
- Eupatorium rigidum* Wallich, Num. List Dr. Pl. 2925. 1831, nom. nud. = *Vernonia teres* Wallich ex DC. VERNONIEAE.
- Eupatorium rigidum* Benth., Pl. Hartw. 88. 1841. = *Brickellia paniculata* (Miller) B. Robinson.
- Eupatorium rimbachii* B. Robinson, Contr. Gray Herb. 96: 21. 1931. = *Grosvenoria rimbachii* (B. Robinson) R. King & H. Robinson.
- Eupatorium riparium* Regel, Gartenflora 15: 324. T. 525. 1866. = *Ageratina riparia* (Regel) R. King & H. Robinson.
- Eupatorium rivale* Greenman, Zoe 5: 186. 1904. = *Ageratina rivalis* (Greenman) R. King & H. Robinson.
- Eupatorium rivulorum* B. Robinson, Contr. Gray Herb. 77: 34. 1926. = *Fleischmannia rivulorum* (B. Robinson) R. King & H. Robinson.
- Eupatorium roanense* Small, Man. S. E. Fl. 1326. 1933. = *Ageratina altissima* (L.) R. King & H. Robinson.
- Eupatorium robinsonianum* E. Greene, Erythea 1: 150. 1893. = *Ageratina espinosarum* (A. Gray) R. King & H. Robinson.
- Eupatorium robustum* Glaz., Bull. Soc. Bot. France Mem. 3. 56: 384. 1909, nom. nud. = *Brasilia sickii* G. Barroso. HELIANTHEAE.
- Eupatorium rojasianum* Standley & Steyerl., Publ. Field Mus. Nat. Hist., Bot. Ser. 23: 188. 1944. = *Fleischmannia pycnocephala* (Less.) R. King & H. Robinson.
- Eupatorium rojasii* Hassler, Feddes Repert. 11: 168. 1912. = *Chromolaena rojasii* (Hassler) R. King & H. Robinson.
- Eupatorium roraimense* N. E. Br., Trans. Linn. Soc. London,

- Bot. 2: 6: 38. 1901. = *Ageratina roraimensis* (N. E. Br.) R. King & H. Robinson.
- Eupatorium roruleutum* B. Robinson, Proc. Amer. Acad. Arts 54: 255. 1918. = *Ageratina elegans* (H. B. K.) R. King & H. Robinson.
- Eupatorium rosalesia* DC., Prodr. 5: 183. 1836. = *Brickellia glaudulosa* (Llave in Llave & Lex.) McVaugh.
- Eupatorium roseorum* B. Robinson, Proc. Amer. Acad. Arts 55: 29. 1919. = *Chromolaena roseorum* (B. Robinson) R. King & H. Robinson.
- Eupatorium roseum* Gardner, London J. Bot. 4: 116. 1845. = *Austrocritonia rosea* (Gardner) R. King & H. Robinson.
- Eupatorium roseum* Klatt in T. Durand & Pittier, Bull. Soc. Roy. Bot. Belgique 31: 194. 1892. = *Fleischmannia pratensis* (Klatt) R. King & H. Robinson.
- Eupatorium rosmarinaceum* Cabrera & Vittet, Sellowia 15: 195. 1963, nom. nov. = *Austroeupatorium rosmarinaceum* (Cabrera & Vittet) R. King & H. Robinson.
- Eupatorium rosmarinifolium* Labill., Nov. Holl. Pl. 2: 38. 1806. = *Helichrysum rosmarinifolium* (Labill.) Less. INULEAE.
- Eupatorium rosmarinifolium* Schultz-Bip. ex Baker, Fl. Bras. 6(2): 319. 1876, nom. nud. = *Austroeupatorium rosmarinaceum* (Cabrera & Vittet) R. King & H. Robinson.
- Eupatorium rosmarinifolium* Sesse & Mocino, Pl. Nov. Hisp. 133. 1889, Naturaleza (Mexico City), ser. 2(1): 124. App. Ed. 2. 1893. = *Brickellia scoparia* (DC.) A. Gray, ?
- Eupatorium rothrockii* A. Gray, Syn. Fl. N. Amer. 1(2): 102. 1884. = *Ageratina rothrockii* (A. Gray) R. King & H. Robinson.
- Eupatorium rotundifolium* L., Sp. Pl. 837. 1753.
- Eupatorium rotundifolium* Fern., Rhodora 45: 477. 1943. = *Eupatorium rotundifolium* L.
- Eupatorium roupalifolium* B. Robinson, Proc. Amer. Acad. Arts 55: 30. 1919. = *Guayania roupalifolia* (B. Robinson) R. King & H. Robinson.
- Eupatorium ruae* Standley, Ceiba 1: 49. 1950. = *Bartlettina pausamalensis* (B. Robinson) R. King & H. Robinson.
- Eupatorium rubricaulis* H. B. K., Nov. Gen. Sp. 4: 97. Ed. Folio. 1818. = *Ageratina rubricaulis* (H. B. K.) R. King & H. Robinson.
- Eupatorium rubroviolaceum* Urban & Ekman, Ark. Bot. 23a(11): 62. 1931. = *Koanophyllon rubroviolaceum* (Urban & Ekman) R. King & H. Robinson.
- Eupatorium rufescens* Lund ex DC., Prodr. 5: 168. 1836. = *Kaunia rufescens* (Lund ex DC.) R. King & H. Robinson.
- Eupatorium rufidulum* Hook. & Arn., Companion Bot. Mag. 1: 243. 1835, ignota.
- Eupatorium rufum* Sprengel ex DC., Prodr. 5: 33. 1836. = *Vernonia extensa* DC. VERNONIEAE.
- Eupatorium rugosum* Houtt., Nat. Hist. 2 10: 558. 1779. = *Ageratina altissima* (L.) R. King & H. Robinson.
- Eupatorium rugosum* H. B. K., Nov. Gen. Sp. 4: 89. Ed. Folio. 1818. = *Cronquistianthus bulliferus* (Blake) R. King & H. Robinson.
- Eupatorium rugosum* Sprengel, Neue Entd. 3: 39. 1822. = *Eupatorium sprengelianum* DC., ignota.
- Eupatorium rugosum* Schrader ex DC., Prodr. 5: 174. 1836. = *Ageratina liebmanni* (Schultz-Bip. ex Klatt) R. King & H. Robinson, ?
- Eupatorium rupestre* Raf., Atlantic J. 17. 1832. = *Eupatorium altissimum* L.
- Eupatorium rupestre* Gardner, London J. Bot. 5: 474. 1846. = *Gymnocoudylus galeopsisifolius* (Gardner) R. King & H. Robinson, ?
- Eupatorium rupicola* B. Robinson & Greenman, Proc. Amer. Acad. Arts 32: 42. 1896. = *Ageratina rupicola* (B. Robinson & Greenman) R. King & H. Robinson.
- Eupatorium rusbyi* Britton, Bull. Torrey Bot. Club 18: 334. 1891. = *Polyanthina nenorosa* (Klatt) R. King & H. Robinson.
- Eupatorium rydbergi* Britton, Man. Fl. N. States 921. 1901. = *Eupatorium inaculatum* L.
- Eupatorium sabeannum* Buckley, Proc. Acad. Nat. Sci. Philadelphia 13: 456. 1861. = *Chromolaena odorata* (L.) R. King & H. Robinson.
- Eupatorium sachalinense* (F. Schmidt) Makino, Bot. Mag. (Tokyo) 23: 90. 1909, nom. nov. = *Eupatorium chinense* L.
- Eupatorium sagittatum* A. Gray, Pl. Wright. 1: 88. 1852. = *Chromolaena sagittata* (A. Gray) R. King & H. Robinson.
- Eupatorium sagittiferum* B. Robinson, Contr. Gray Herb. 65: 52. 1922. = *Chromolaena sagittifera* (B. Robinson) R. King & H. Robinson.
- Eupatorium salicinum* Lam., Encycl. 2: 409. 1786. = *Badilloa salicina* (Lam.) R. King & H. Robinson.
- Eupatorium salinum* Standley & Steyerl., Publ. Field Mus. Nat. Hist., Bot. Ser. 23: 188. 1944. = *Ageratina prunellaefolia* (H. B. K.) R. King & H. Robinson.
- Eupatorium saltense* Hieron., Bot. Jahrb. Syst. 22: 786. 1897. = *Kaunia saltensis* (Hieron.) R. King & H. Robinson.
- Eupatorium saltillense* B. Robinson, Proc. Amer. Acad. Arts 43: 34. 1907. = *Ageratina saltillensis* (B. Robinson) R. King & H. Robinson.
- Eupatorium saltivarii* Schultz-Bip. ex B. Robinson & Seaton, Proc. Amer. Acad. Arts 28: 108. 1893. = *Ageratina prunellaefolia* (H. B. K.) R. King & H. Robinson.
- Eupatorium saltuense* Fern., Rhodora 44: 461. 1942. = *Eupatorium altissimum* L.
- Eupatorium sahuberrimum* Larran., Escr. D. A. Larranaga 2: 251. 1923, ignota.
- Eupatorium salvia* Colla, Mem. Reale Acc. Sci. Torino 38: 8. 1835. = *Aristeguetia salvia* (Colla) R. King & H. Robinson.
- Eupatorium salviaefolium* H. B. K., Nov. Gen. Sp. 4: 102. Ed. Folio. 1818. = *Aristeguetia dielsii* (B. Robinson) R. King & H. Robinson.
- Eupatorium salviaefolium* Sims, Bot. Mag. 45: 2010. 1818. = *Eupatorium perfoliatum* L.
- Eupatorium salvifolium* Balbis ex Sprengel, Neue Entd. 3: 40. 1822, ignota.
- Eupatorium salvifolium* Bertero ex Sprengel, Syst. Veg. 3: 412. 1826, nom. nud. = *Koanophyllon puberulum* (DC.) R. King & H. Robinson.
- Eupatorium salvifolium* Kunth ex Sprengel, Syst. Veg. Fl. Peruv. Chil. 3: 412. 1826. = *Aristeguetia dielsii* (B. Robinson) R. King & H. Robinson.
- Eupatorium salzmanianum* DC., Prodr. 5: 159. 1836. = *Ayapana angydalina* (Lam.) R. King & H. Robinson.
- Eupatorium sambucifolium* Elmer, Leaf. Philipp. Bot. 1: 102. 1906.
- Eupatorium sampaionis* Herter ex Samp., Arq. Mus. Nac. Rio de Janeiro 18: 15,33. 1916, nom. nud. ignota.
- Eupatorium sanctopaulense* B. Robinson, Contr. Gray Herb. 68: 32. 1923. = *Chromolaena sanctopaulensis* (B. Robinson) R. King & H. Robinson.
- Eupatorium santacruzense* Hieron., Bot. Jahrb. Syst. 22: 762. 1897. = *Lorentzianthus viscidus* (Hook. & Arn.) R. King & H. Robinson.
- Eupatorium santanense* Aristeg., Acta Bot. Venez. 3: 45. 1968. = *Chromolaena santanensis* (Aristeg.) R. King & H. Robinson.
- Eupatorium sartorii* Schultz-Bip. ex Klatt, Leopoldina 20: 91. 1884, nom. nud. = *Critonia morifolia* (Miller) R. King & H. Robinson.
- Eupatorium satireiaefolium* (Lam.) Lam., Encycl. 2: 411. 1786. = *Stevia satireifolia* Lam.
- Eupatorium saucechicoense* Hieron., Bot. Jahrb. Syst. 22: 775. 1897. = *Acanthostyles saucechicoensis* (Hieron.) R. King & H. Robinson.
- Eupatorium saxatile* Larran., Escr. D. A. Larranaga 2: 251. 1923, ignota.

- Eupatorium saxorum* Standley & Steyerl., Publ. Field Mus. Nat. Hist., Bot. Ser. 23: 189. 1944. = *Fleischmannia saxorum* (Standley & Steyerl.) R. King & H. Robinson.
- Eupatorium scaberrimum* Walp., Linnaea 14: 505. 1840. = *Chromolaena stachyophylla* (Sprengel) R. King & H. Robinson.
- Eupatorium scabrellum* B. Robinson, Proc. Amer. Acad. Arts 35: 339. 1900. = *Decachaeta scabrella* (B. Robinson) R. King & H. Robinson.
- Eupatorium scabridum* Ellis, Sketch Bot. S. Carolina 2: 299. 1822?. = *Eupatorium rotundifolium* L.
- Eupatorium scabrifolium* B. Robinson, Contr. Gray Herb. 77: 36. 1926. = *Asplundianthus scabrifolius* (B. Robinson) R. King & H. Robinson.
- Eupatorium scabriusculum* Urban & Ekman, Ark. Bot. 23a(11): 59. 1931. = *Koanophyllon scabriusculum* (Urban & Ekman) R. King & H. Robinson.
- Eupatorium scabrum* L. f., Suppl. Pl. 354. 1781. = *Chromolaena scabra* (L. f.) R. King & H. Robinson.
- Eupatorium scandens* L., Sp. Pl. 836. 1753. = *Mikania scandens* (L.) Willd.
- Eupatorium scandens* Thunb., Prodr. Pl. Cap. 142. 1800. = *Mikania capensis* DC.
- Eupatorium scandens* Link, Enum. Hort. Berol. Alt. 2: 307. 1821-1822. = *Senecio deltoideus* Less. SENECTIONEAE.
- Eupatorium scandens* Hook. & Arn., Companion Bot. Mag. 1: 242. 1835. = *Mikania lagoensis* Baker.
- Eupatorium scariosum* Wallich ex DC., Prodr. 5: 138. 1836, nom. nud. = *Brickellia pendula* (Schrader) A. Gray.
- Eupatorium schaffneri* Schultz-Bip. ex Hemsley, Biol. Cent.-Amer., Bot. 2: 100. 1881, publ. inval. = *Ageratina schaffneri* (Schultz-Bip. ex B. Robinson) R. King & H. Robinson.
- Eupatorium schaffneri* Schultz-Bip. ex B. Robinson, Proc. Amer. Acad. Arts 27: 171. 1892. = *Ageratina schaffneri* (Schultz-Bip. ex B. Robinson) R. King & H. Robinson.
- Eupatorium schickendantzii* Hieron., Bot. Jahrb. Syst. 22: 769. 1897. = *Fleischmannia schickendantzii* (Hieron.) R. King & H. Robinson.
- Eupatorium schiedeanaoides* Schultz-Bip. ex A. Gray, Rep. U. S. Mex. Bound., Bot. 76. 1859, nom. nud. = *Fleischmannia pycnocephala* (Less.) R. King & H. Robinson.
- Eupatorium schiedeanaum* Schrader, Ind. Sem. Hort. Acad. Gott. 3. 1832, Linnaea 8. Litt. 26. 1833. = *Fleischmannia pycnocephala* (Less.) R. King & H. Robinson.
- Eupatorium schimperianum* Scheele, Linnaea 18: 458. 1844, = ignota. INULEAE.
- Eupatorium schininii* Cabrera, Darwiniana 20: 411(-413). 1976, affinity *Ayapanopsis esperanzae* (Hassler) R. King & H. Robinson.
- Eupatorium schizanthum* Griseb., Fl. Brit. W. I. 361. 1861. = *Ageratina*.
- Eupatorium schlehtendalii* DC., Prodr. 7: 269. 1838. = *Dasycondylus resinosis* (Sprengel) R. King & H. Robinson.
- Eupatorium schomburgkii* Benth., J. Bot. (Hooker) 2: 41. 1840, ignota.
- Eupatorium schraderi* DC., Prodr. 5: 174. 1836. = *Ageratina liebmannii* (Schultz-Bip. ex Klatt) R. King & H. Robinson, ?
- Eupatorium schultzei* Schnittsp., Z. Gartenbau (Darmstadt) 6. 1857. = *Peteravenia schultzei* (Schnittsp.) R. King & H. Robinson.
- Eupatorium sciaphilum* B. Robinson, Proc. Amer. Acad. Arts 54: 256. 1918. = *Neomirandea sciaphila* (B. Robinson) R. King & H. Robinson.
- Eupatorium sciatraphes* B. Robinson, Proc. Amer. Acad. Arts 54: 257. 1918. = *Koanophyllon sciatraphes* (B. Robinson) R. King & H. Robinson.
- Eupatorium scoparioides* L. O. Williams, Fieldiana, Bot. 36: 102(-103). 1975. = *Koanophyllon solidaginoides* (H. B. K.) R. King & H. Robinson.
- Eupatorium scopulorum* Wedd., Chlor. And. 1: 216. 1857. = *Ageratina scopulorum* (Wedd.) R. King & H. Robinson.
- Eupatorium scorodonioides* A. Gray, Proc. Amer. Acad. Arts 15: 27. 1880. = *Ageratina scorodonioides* (A. Gray) R. King & H. Robinson.
- Eupatorium secundiflorum* Lagasca, Gen. Sp. Pl. 25. 1816. = *Brickellia secundiflora* (Lagasca) A. Gray.
- Eupatorium secundiflorum* Bertero ex DC., Prodr. 5: 48. 1836, nom. nud. = *Vernonia arborescens* Sw. VERNONIEAE.
- Eupatorium selerianum* B. Robinson, Proc. Amer. Acad. Arts 35: 340. 1900. = *Fleischmannia seleriana* (B. Robinson) R. King & H. Robinson.
- Eupatorium selleanum* Urban, Feddes Repert. 17: 9. 1921. = *Koanophyllon selleanum* (Urban) R. King & H. Robinson.
- Eupatorium selleanum* Urban, Ark. Bot. 23a(11): 53. 1931. = *Koanophyllon selleanum* (Urban) R. King & H. Robinson.
- Eupatorium selloi* Baker, Fl. Bras. 6(2): 361. 1876. = *Barrosoa*?
- Eupatorium semialatum* Benth., Pl. Hartw. 76. 1841. = *Ageratina ligustrina* (DC.) R. King & H. Robinson.
- Eupatorium semicrenatum* Urban, Symb. Antill. 3: 398. 1903. = *Koanophyllon semicrenatum* (Urban) R. King & H. Robinson.
- Eupatorium seniserratum* DC., Prodr. 5: 177. 1836.
- Eupatorium semistriatum* Baker, Fl. Bras. 6(2): 318. 1876. = *Bejaranoa semistriata* (Baker) R. King & H. Robinson.
- Eupatorium senecionideum* Baker, Fl. Bras. 6(2): 335. 1876. = *Disynaphia senecionidea* (Baker) R. King & H. Robinson.
- Eupatorium septuplinervium* Klatt, Leopoldina 20: 90. 1884. = *Bartlettina sordida* (Less.) R. King & H. Robinson.
- Eupatorium sericeum* H. B. K., Nov. Gen. Sp. 4: 86. Ed. Folio. 1818. = *Hebeclinium sericeum* (H. B. K.) R. King & H. Robinson.
- Eupatorium serotinum* Michaux, Fl. Bor.-Amer. 2: 100. 1803.
- Eupatorium serratifolium* (H. B. K.) DC., Prodr. 5: 181. 1836. = *Ophryosporus serratifolius* (H. B. K.) B. Robinson.
- Eupatorium serratuloides* H. B. K., Nov. Gen. Sp. 4: 91. Ed. Folio. 1818. = *Chromolaena serratuloides* (H. B. K.) R. King & H. Robinson.
- Eupatorium serratum* Sprengel, Syst. Veg. Fl. Peruv. Chil. 3: 415. 1826. = *Grazielia serrata* (Sprengel) R. King & H. Robinson.
- Eupatorium serrulatum* DC., Prodr. 5: 147. 1836. = *Neocabreria serrulata* (DC.) R. King & H. Robinson.
- Eupatorium sessile* Sesse & Mocino, Fl. Mexic. (ed. 2) 182. 1894. = *Vernonia sericea* Rich. VERNONIEAE.
- Eupatorium sessilifolium* L., Sp. Pl. 837. 1753.
- Eupatorium setiferum* Pavon ex A. Gray, Proc. Amer. Acad. Arts 17: 206. 1882, nom. nud. = *Barroetea pavonii* A. Gray.
- Eupatorium sexangulare* (Klatt) B. Robinson, Proc. Amer. Acad. Arts 43: 35. 1907. = *Critonia sexangularis* (Klatt) R. King & H. Robinson.
- Eupatorium sexcostatum* E. H. Krause, Beih. Bot. Centralbl. 32(2): 340. 1914, ignota.
- Eupatorium shaferi* B. Robinson, Proc. Amer. Acad. Arts 51: 537. 1916. = *Spaniopappus shaferi* (B. Robinson) R. King & H. Robinson.
- Eupatorium shastense* Taylor & Stebb., Madroño 25: 218(-220). 1978. = *Ageratina shastensis* (Taylor & Stebb.) R. King & H. Robinson.
- Eupatorium shimadai* Kitam., Acta Phytotax. Geobot. 1: 284. 1932.
- Eupatorium sideritidis* Benth. ex Oersted, Vidensk. Meddel. Dansk Naturhist. Foren. Kjobenhavn 77. 1852. = *Fleischmannia sideritidis* (Benth. ex Oersted) R. King & H. Robinson.
- Eupatorium sieberianum* DC., Prodr. 5: 181. 1836. = *Condylidium iresinoides* (H. B. K.) R. King & H. Robinson.
- Eupatorium silenifolium* Martius ex Baker, Fl. Bras. 6(2): 215. 1876, nom. nud. = *Trichogonia campestris* Gardner.

- Eupatorium sillense* Hieron. in Urban, Bot. Jahrb. Syst. 40: 382. 1908. = *Ageratina ibaguensis* (Schultz-Bip. ex Hieron.) R. King & H. Robinson.
- Eupatorium silphifolium* Martius, Flora 20(2): 105. 1837. = *Austroeupatorium silphifolium* (Martius) R. King & H. Robinson.
- Eupatorium silvaticum* B. Robinson, Contr. Gray Herb. 77: 37. 1926. = *Koanophyllon silvaticum* (B. Robinson) R. King & H. Robinson.
- Eupatorium silvicola* B. Robinson, Proc. Boston Soc. Nat. Hist. 31: 254. 1904. = *Bartlettina silvicola* (B. Robinson) R. King & H. Robinson.
- Eupatorium simile* Proctor, Bull. Inst. Jamaica Sci. Ser. 16: 71. 1967. = *Koanophyllon simile* (Proctor) R. King & H. Robinson.
- Eupatorium simillimum* B. Robinson, Contr. Gray Herb. 77: 38. 1926. = *Koanophyllon simillimum* (B. Robinson) R. King & H. Robinson.
- Eupatorium simonsii* C. B. Clarke, Compos. Ind. 32. 1876. = *Eupatorium cannabinum* L., ?
- Eupatorium simulans* B. Robinson, Proc. Amer. Acad. Arts 55: 31. 1919. = *Ageratina simulans* (B. Robinson) R. King & H. Robinson.
- Eupatorium sinaloense* B. Robinson, Contr. Gray Herb. 77: 39. 1926. = *Fleischmannia sinaloensis* (B. Robinson) R. King & H. Robinson.
- Eupatorium sinclairii* Benth. ex Oersted, Vidensk. Meddel. Dansk Naturhist. Foren. Kjobenhavn 79. 1852. = *Fleischmannia sinclairii* (Benth. ex Oersted) R. King & H. Robinson.
- Eupatorium sinense* (*error for chinense*) J. Gmelin, Syst. Nat. 1198. 1791(1792). = *Eupatorium chinense* L.
- Eupatorium sinuatum* Lam., Encycl. 2: 407. 1788. = *Chromolaena sinuata* (Lam.) R. King & H. Robinson.
- Eupatorium sinuatum* Lour., Fl. Cochinch. 487. 1790. = *Eupatorium hispidum* Pers., *Vernonia*? VERNONIEAE?
- Eupatorium sitiense* Hieron., Bot. Jahrb. Syst. 22: 751. 1897. = *Chromolaena squalida* (DC.) R. King & H. Robinson.
- Eupatorium skutchii* B. Robinson, Contr. Gray Herb. 104: 27. 1934. = *Ageratina skutchii* (B. Robinson) R. King & H. Robinson.
- Eupatorium sladenianum* S. Moore, J. Bot. 42: 36. 1904. = *Cam-puloclinium macrocephalum* (Less.) DC., ?
- Eupatorium smilacinum* H. B. K., Nov. Gen. Sp. 4: 87. Ed. Folio. 1818. = *Asplundianthus smilacinus* (H. B. K.) R. King & H. Robinson.
- Eupatorium smithii* B. Robinson, Proc. Amer. Acad. Arts 35: 340. 1900. = *Ageratina tomentella* (Schrader) R. King & H. Robinson.
- Eupatorium smithii* E. Greene & C. Mohr, Contr. U. S. Natl. Herb. 6: 761. Pl. 10. 1901. = *Eupatorium pinnatifidum* Ellis.
- Eupatorium sodali* L. O. Williams, Fieldiana, Bot. 36: 103. 1975. nom. nov. = *Koanophyllon standleyi* (B. Robinson) R. King & H. Robinson.
- Eupatorium sodiroi* Hieron. ex Sodiro, Bot. Jahrb. Syst. 29: 12. 1900. = *Ageratina sodiroi* (Hieron.) R. King & H. Robinson.
- Eupatorium solanifolium* Sesse & Mocino, Pl. Nov. Hisp. 134. 1889, Naturaleza (Mexico City), ser. 2(1): 125. App. Ed. 2. 1893. = *Vernonia morelana* Gleason. VERNONIEAE.
- Eupatorium soleirolii* Loisel, Mem. Soc. Linn. Paris 6: 428. 1827. = *Eupatorium cannabinum* L.
- Eupatorium solidaginifolium* A. Gray, Pl. Wright. 1: 87. 1852. = *Koanophyllon solidaginifolia* (A. Gray) R. King & H. Robinson.
- Eupatorium solidaginoides* H. B. K., Nov. Gen. Sp. 4: 99. Ed. Folio. 1818. = *Koanophyllon solidaginoides* (H. B. K.) R. King & H. Robinson.
- Eupatorium sonderi* Schultz-Bip., Linnaea 22: 571. 1849. = *Cam-povassouria cruciata* (Vell. Conc.) R. King & H. Robinson.
- Eupatorium sonorae* A. Gray, Pl. Wright. 2: 74. 1853. = *Fleischmannia sonorae* (A. Gray) R. King & H. Robinson.
- Eupatorium sophiaefolium* L., Sp. Pl., ed. 2, 1175. 1763. = *Eupatorina sophiaefolia* (L.) R. King & H. Robinson.
- Eupatorium sopheroides* DC., Prodr. 5: 170. 1836. = *Eupatorina sophiaefolia* (L.) R. King & H. Robinson.
- Eupatorium soratae* Schultz-Bip. ex B. Robinson, Contr. Gray Herb. 61: 51. 1920. = *Fleischmannia soratae* (Schultz-Bip. ex B. Robinson) R. King & H. Robinson.
- Eupatorium soratense* Hieron., Bot. Jahrb. Syst. 21: 333. 1895. = *Ageratina sotarensis* (Hieron.) R. King & H. Robinson.
- Eupatorium sordescens* DC., Prodr. 5: 167. 1836. = *Dasycondylus resinusus* (Sprengel) R. King & H. Robinson.
- Eupatorium sordidum* Less., Linnaea 6: 403. 1831. = *Bartlettina sordida* (Less.) R. King & H. Robinson.
- Eupatorium sorensenii* (R. King & H. Robinson) L. O. Williams, Fieldiana, Bot. 36: 104. 1975. = *Koanophyllon sorensenii* R. King & H. Robinson.
- Eupatorium sotarensis* Hieron., Bot. Jahrb. Syst. 28: 574. 1895. = *Ageratina sotarensis* (Hieron.) R. King & H. Robinson.
- Eupatorium sotorum* C. Nelson, Ceiba 25: 175. 1984. = *Critonia sexangularis* (Klatt) R. King & H. Robinson.
- Eupatorium spathulatum* Hook. & Arn., Companion Bot. Mag. 1: 242. 1835. = *Disynaphia spathulata* (Hook. & Arn.) R. King & H. Robinson.
- Eupatorium speciosum* Vent., Descr. Pl. Nouv. 79. 1804. = *Liatris elegans* (Walter) Michaux.
- Eupatorium spectabile* (Don) Sprengel, Syst. Veg. Fl. Peruv. Chil. 3: 410. 1826. = *Gochnatia spectabilis* (Don) Less. MUTISIEAE.
- Eupatorium sphaerocephalum* Schultz-Bip., Linnaea 30: 182. 1859-1860, nom. nud. = *Sphaereupatorium scandens* (Gardner) R. King & H. Robinson.
- Eupatorium sphaerocephalum* Schultz-Bip. ex Baker, Fl. Bras. 6(2): 317. 1876. = *Sphaereupatorium scandens* (Gardner) R. King & H. Robinson.
- Eupatorium sphagnophilum* B. Robinson, Contr. Gray Herb. 73: 18. 1924. = *Badilloa sphagnophila* (B. Robinson) R. King & H. Robinson.
- Eupatorium sphenopodium* B. Robinson, Proc. Amer. Acad. Arts 43: 35. 1907. = *Flyriella sphenopoda* (B. Robinson) R. King & H. Robinson.
- Eupatorium spicatum* Lam., Encycl. 2: 409. 1786. = *Baccharis spicata* (Lam.) Baillon. ASTEREEAE.
- Eupatorium spinaciaefolium* (DC.) A. Gray, Rep. U. S. Mex. Bound., Bot. 75. 1859. = *Critonia spinaciaefolia* (DC.) R. King & H. Robinson.
- Eupatorium spiraeifolium* Schultz-Bip. ex O. Hoffm., Bull. Herb. Boissier 3: 624. 1895. = *Ageratina espinosarum* (A. Gray) R. King & H. Robinson.
- Eupatorium splendens* Klotzsch ex Polak., Linnaea 41: 575. 1877, nom. nud. = *Fleischmannia splendens* R. King & H. Robinson.
- Eupatorium sprengelianum* DC., Prodr. 5: 184. 1836. ignota.
- Eupatorium sprucei* B. Robinson, Proc. Amer. Acad. Arts 55: 33. 1919. = *Ayapana elata* (Steetz) R. King & H. Robinson.
- Eupatorium squalidum* DC., Prodr. 5: 142. 1836. = *Chromolaena squalida* (DC.) R. King & H. Robinson.
- Eupatorium squamosum* D. Don, Prodr. Fl. Nepal. 170. 1825.
- Eupatorium squarrososum* Hieron., Bot. Jahrb. Syst. 22: 753. 1897. = *Chromolaena squarrosa* (Hieron.) R. King & H. Robinson.
- Eupatorium squarrososum* Cav., Icon. 1: 66. 1791. = *Brickellia cavanillesii* (Cass.) A. Gray.
- Eupatorium squarrososum* Sesse & Mocino, Pl. Nov. Hisp. 135. 1889, Naturaleza (Mexico City), ser. 2(1): 126. App. Ed. 2. 1893. = *Brickellia cavanillesii* (Cass.) A. Gray.
- Eupatorium squarrosulosum* Hook. & Arn., Companion Bot. Mag. 1: 239. 1835. = *Chromolaena squarrosula* (Hook. & Arn.) R. King & H. Robinson.
- Eupatorium squiresii* Rusby in B. Robinson, Proc. Amer. Acad.

- Arts 54: 258. 1918. = *Ayapana trinitensis* (Kuntze) R. King & H. Robinson.
- Eupatorium stachyophyllum* Sprengel, Syst. Veg. Fl. Peruv. Chil. 3: 420. 1826. = *Chromolaena stachyophylla* (Sprengel) R. King & H. Robinson.
- Eupatorium standleyi* B. Robinson, Contr. Gray Herb. 77: 40. 1926. = *Neomirandea standleyi* (B. Robinson) R. King & H. Robinson.
- Eupatorium steetzii* B. Robinson, Proc. Amer. Acad. Arts 55: 36. 1919. = *Badilloa steetzii* (B. Robinson) R. King & H. Robinson.
- Eupatorium stenolepis* Steetz, Bot. Voy. Herald 148. 1854. = *Ayapana stenolepis* (Steetz) R. King & H. Robinson.
- Eupatorium sternbergianum* DC., Prodr. 5: 167. 1836. = *Ageratina sternbergiana* (DC.) R. King & H. Robinson.
- Eupatorium steviaefolium* DC., Prodr. 5: 158. 1836. = *Hatschbachella tweediana* (Hook. & Arn.) R. King & H. Robinson.
- Eupatorium stevioides* Steyer., Fieldiana, Bot. 28(3): 637. 1953. = *Ageratina jahnii* (B. Robinson) R. King & H. Robinson.
- Eupatorium steyermarkianum* V. Badillo, Bol. Soc. Venez. Ci. Nat. 10: 287. 1946. = *Chromolaena steyermarkiana* (V. Badillo) R. King & H. Robinson.
- Eupatorium stictophyllum* B. Robinson, Proc. Amer. Acad. Arts 55: 36. 1919. = *Ageratina stictophylla* (B. Robinson) R. King & H. Robinson.
- Eupatorium stigmaticum* Urban & Ekman, Ark. Bot. 23a(11): 67. 1931. = *Critonia stigmatica* (Urban & Ekman) R. King & H. Robinson.
- Eupatorium stigmatosum* Meyen & Walp., Nova Acta Phys.-Med. Acad. Caes. Leop.-Carol. Nat. Cur. 19, Suppl. 1: 257. 1843. = *Chromolaena odorata* (L.) R. King & H. Robinson.
- Eupatorium stigmatosum* Bertol., Misc. Bot. 5: 15. 1846. = *Eupatorium album* L.
- Eupatorium stigmatosum* Chodat, Bull. Herb. Boissier Ser. 2. 1: 413. 1901. = *Campuloclinium macrocephalum* (Less.) DC.
- Eupatorium stillingiaefolium* DC., Prodr. 5: 160. 1836. = *Chromolaena stillingiaefolia* (DC.) R. King & H. Robinson.
- Eupatorium stipulaceum* Vahl, Symb. Bot. 3: 94. 1794. = *Mikania stipulacea* (Vahl) Willd.
- Eupatorium stipuliferum* Rusby, Mem. Torrey Bot. Club 4: 210. 1895. = *Koanophyllum stipulifera* (Rusby) R. King & H. Robinson.
- Eupatorium stoechadifolium* L. f., Suppl. Pl. 355. 1781. = *Lourtegia stoechadifolia* (L. f.) R. King & H. Robinson.
- Eupatorium stoechadosmum* Hance, Ann. Sci. Nat. Bot. 4. 18: 222. 1862. = *Eupatorium fortunei* Turcz.
- Eupatorium stramineum* DC., Prodr. 5: 150. 1836. = *Helogyne straminea* (DC.) B. Robinson.
- Eupatorium strictum* A. Gray, Proc. Amer. Acad. Arts 21: 384. 1886. = *Ageratina stricta* (A. Gray) R. King & H. Robinson.
- Eupatorium strobilanthum* Martius ex Baker, Fl. Bras. 6(2): 300. 1876, nom. nud. = *Chromolaena horminoides* DC.
- Eupatorium stuebelii* Hieron., Bot. Jahrb. Syst. 21: 329. 1895. = *Asplundianthus stuebelii* (Hieron.) R. King & H. Robinson.
- Eupatorium suaveolens* H. B. K., Nov. Gen. Sp. 4: 86. Ed. Folio. 1818. = *Austroeupatorium inulaefolium* (H. B. K.) R. King & H. Robinson.
- Eupatorium suaveolens* Wallich, Num. List Dr. Pl. 3290. 1831, nom. nud. = *Eupatorium cannabinum* L., ?
- Eupatorium suaveolens* Chapman, Bot. Gaz. (Crawfordsville) 3: 5. 1878. = *Ageratina jucunda* (E. Greene) A. Clewell & Wooton.
- Eupatorium subalternifolium* DC., Prodr. 5: 152. 1836. = *Chromolaena stachyophylla* (Sprengel) R. King & H. Robinson.
- Eupatorium subcapitatum* Malme, Kongl. Svenska Vetenskap-sakad. Handl. 3. 12(2): 45. 1933. = *Stomatanthes subcapitatus* (Malme) H. Robinson.
- Eupatorium subcordatum* Benth. ex Oersted, Vidensk. Meddel. Dansk Naturhist. Foren. Kjobenhavn 77. 1852. = *Ageratina subcordata* (Benth. ex Oersted) R. King & H. Robinson.
- Eupatorium subdentatum* Gardner, London J. Bot. 5: 478. 1846. = *Koanophyllum adamantium* (Gardner) R. King & H. Robinson.
- Eupatorium subferrugineum* B. Robinson, Contr. Gray Herb. 96: 22. 1931. = *Ageratina subferruginea* (B. Robinson) R. King & H. Robinson.
- Eupatorium subglabratum* (Hieron.) Cabrera & Vittet, Revista Mus. Eva Peron, Secc. Bot. 8: 243. 1954. = *Chromolaena?*
- Eupatorium subhasatum* Hook. & Arn., Companion Bot. Mag. 1: 239. 1835. = *Chromolaena hirsuta* (Hook. & Arn.) R. King & H. Robinson.
- Eupatorium subinclusum* Klatt, Leopoldina 20: 75. 1884. = *Ageratina subinclusa* (Klatt) R. King & H. Robinson.
- Eupatorium subintegerrimum* Malme, Ark. Bot. 24a(6): 30. 1932. = *Malmeanthus subintegerrimus* (Malme) R. King & H. Robinson.
- Eupatorium subintegrum* (E. Greene) B. Robinson, Contr. Gray Herb. 75: 13. 1925. = *Ageratina subintegra* (E. Greene) R. King & H. Robinson.
- Eupatorium subobtusum* DC., Prodr. 5: 161. 1836. = *Ayapana amygdalina* (Lam.) R. King & H. Robinson.
- Eupatorium subpenninervium* Schultz-Bip. ex Klatt, Leopoldina 20: 89. 1884. = *Ageratina subinclusa* (Klatt) R. King & H. Robinson.
- Eupatorium subplumosum* D. Don ex Hook. & Arn., Companion Bot. Mag. 1: 242. 1835, nom. nud. = *Gyptis pinnatifida* Cass.
- Eupatorium subpurpureum* Urban & Ekman, Ark. Bot. 23a(11): 66. 1931. = *Koanophyllum subpurpureum* (Urban & Ekman) R. King & H. Robinson.
- Eupatorium subscandens* Hieron., Bot. Jahrb. Syst. 22: 742. 1897. = *Chromolaena subscandens* (Hieron.) R. King & H. Robinson.
- Eupatorium subserratum* Gardner, London J. Bot. 6: 440. 1847. = *Chromolaena mucronata* (Gardner) R. King & H. Robinson.
- Eupatorium subtetragonum* Miq., J. Bot. Neerl. 1: 99. 1861. = *Eupatorium lindleyanum* DC.
- Eupatorium subtriplinerve* Schultz-Bip., Linnæa 30: 182. 1859-1860, nom. nud. = *Kaunia rufescens* (Lund ex DC.) R. King & H. Robinson.
- Eupatorium subtruncatum* Gardner, London J. Bot. 6: 443. 1847. = *Chromolaena*.
- Eupatorium subulatum* Sesse & Mocino, Pl. Nov. Hisp. 135. 1889, Naturaleza (Mexico City), ser. 2(1): 126. App. Ed. 2. 1893. = *Brickellia?*
- Eupatorium subuligerum* (Schauer) A. Gray, Pl. Wright. 1: 86. 1852. = *Barroetia subuligera* (Schauer) A. Gray.
- Eupatorium subvelutinum* DC., Prodr. 7: 268. 1838. = *Chromolaena squalida* (DC.) R. King & H. Robinson.
- Eupatorium subverticillatum* Less. ex Baker, Fl. Bras. 6(2): 225. 1876, nom. nud. = *Mikania subverticillata* Schultz-Bip. ex Baker.
- Eupatorium succulentum* Sol. ex Baker, Fl. Bras. 6(2): 362. 1876, nom. nud. = *Barroetia apiculata* (Gardner) R. King & H. Robinson.
- Eupatorium suffruticosum* Sesse & Mocino, Pl. Nov. Hisp. 133. 1889, Naturaleza (Mexico City), ser. 2(1): 124. App. Ed. 2. 1893. ignota.
- Eupatorium sulcatum* Hook. & Arn., Companion Bot. Mag. 1: 243. 1835. = *Mikania sulcata* (Hook. & Arn.) B. Robinson.
- Eupatorium suratense* B. Robinson, Contr. Gray Herb. 80: 29. 1928. = *Chromolaena suratensis* (B. Robinson) R. King & H. Robinson.
- Eupatorium surinamense* Schultz-Bip. ex Miq., Stirp. Surinam. Select. 185. 1851. = *Ayapana amygdalina* (Lam.) R. King & H. Robinson.
- Eupatorium symphyopappus* Steyer., Fieldiana, Bot. 28(3): 636. 1953, nom. nov. = *Symphyopappus decussatus* Turcz.
- Eupatorium syriacum* Jacq., Icon. Pl. Rar. 1: 17. 1782, Misc. 2: 349. 1781 or 1782. = *Eupatorium cannabinum* L.

- Eupatorium syriacum* Steven, Bull. Soc. Imp. Naturalistes Moscou 29(2): 372. 1856, ignota.
- Eupatorium syringaeifolium* Turcz., Bull. Soc. Imp. Naturalistes Moscou 24(1): 169. 1851. = *Koanophyllon solidaginoides* (H. B. K.) R. King & H. Robinson.
- Eupatorium tacaquirensis* (Hieron.) B. Robinson, Contr. Gray Herb. 90: 31. 1930. = *Helogyne tacaquirensis* Hieron. in Urban.
- Eupatorium tacotanum* Klatt, Bot. Jahrb. Syst. 8: 35. 1886. = *Chromolaena tacotana* (Klatt) R. King & H. Robinson.
- Eupatorium tacuarembense* Hieron. & Arechav. in Arechav., Anales Mus. Nac. Montevideo Ser. 2. 1: 8. Pl. 1. 1904. *Disynaphia tacuarembensis* (Hieron. & Arechav.) R. King & H. Robinson.
- Eupatorium tahonense* Hieron. in Urban, Bot. Jahrb. Syst. 40: 372. 1908. = *Aristeguietia tahonensis* (Hieron.) R. King & H. Robinson.
- Eupatorium tamaulipanum* B. Turner, Brittonia 37: 374. 1985. = *Bartlettina brevipetiolata* (Schultz-Bip. ex Klatt) R. King & H. Robinson.
- Eupatorium tambillense* Hieron. in Urban, Bot. Jahrb. Syst. 40: 380. 1908. = *Ageratina tambillensis* (Hieron.) R. King & H. Robinson.
- Eupatorium tamboense* Hieron., Bot. Jahrb. Syst. 22: 770. 1897. = *Fleischmannia tamboensis* (Hieron.) R. King & H. Robinson.
- Eupatorium tanacetifolium* Gill. ex Hook. & Arn., Companion Bot. Mag. 1: 242. 1835. = *Gyptis pinnatifida* Cass.
- Eupatorium tapeinanthum* Urban, Feddes Repert. 17: 51. 1921. = *Koanophyllon tapeinanthum* (Urban) R. King & H. Robinson.
- Eupatorium tarapotense* B. Robinson, Proc. Amer. Acad. Arts 55: 37. 1919. = *Ayapanopsis tarapotensis* (B. Robinson) R. King & H. Robinson.
- Eupatorium tarmense* B. Robinson, Contr. Gray Herb. 104: 28. 1934. = *Ageratina tarmensis* (B. Robinson) R. King & H. Robinson.
- Eupatorium tashiroi* Hayata, J. Coll. Sci. Imp. Univ. Tokyo 18(8): 9. 1904.
- Eupatorium tatamense* B. Robinson, Contr. Gray Herb. 77: 41. 1926. = *Aristeguietia tatamensis* (B. Robinson) R. King & H. Robinson.
- Eupatorium tatei* B. Robinson ex Gleason, Bull. Torrey Bot. Club 58: 484. 1931. = *Koanophyllon tatei* (B. Robinson) R. King & H. Robinson.
- Eupatorium taunayanum* Glaz., Bull. Soc. Bot. France Mem. 3. 56: 385. 1909, nom. nud. = *Austrocritonia taunayana* (Glaz. ex B. Robinson) R. King & H. Robinson.
- Eupatorium taunayanum* Glaz. ex B. Robinson, Contr. Gray Herb. 73: 8. 1924. = *Austrocritonia taunayana* (Glaz. ex B. Robinson) R. King & H. Robinson.
- Eupatorium tawadae* × Kitam. ex Masam., Enum. Trach. 7: 108. 1955.
- Eupatorium tectum* Gardner, London J. Bot. 4: 117. 1845. = *Chromolaena tecta* (Gardner) R. King & H. Robinson.
- Eupatorium tenorae* Aristeg., Fl. Venezuela 10: 189. 1964. = *Bartlettina tenorae* (Aristeg.) R. King & H. Robinson.
- Eupatorium tenue* R. E. Fries, Arch. Bot. \*PICK CORRECT ENTRY 5(13): 9. 1906. = *Ageratina tenuis* (R. E. Fries) R. King & H. Robinson.
- Eupatorium tenuicapitulatum* Hieron., Bot. Jahrb. Syst. 36: 465. 1905. = *Chromolaena tenuicapitulata* (Hieron.) R. King & H. Robinson.
- Eupatorium tenuiflorum* (Griseb.) Hieron., Bot. Jahrb. Syst. 22: 772. 1897. = *Austrobrickellia arnottii* (Baker) R. King & H. Robinson.
- Eupatorium tenuifolium* H. B. K., Nov. Gen. Sp. 4: 84. Ed. Folio. 1818. = *Critoniella tenuifolia* (H. B. K.) R. King & H. Robinson.
- Eupatorium tenuifolium* Rojas, Cat. Nat. Hist. Corriente 69. 1897. = *Eupatorium subglabratum* (Hieron.) Cabrera & Vittet, ?
- Eupatorium tepicanum* (Hook. & Arn.) Hemsley, Biol. Cent.-Amer., Bot. 2: 101. 1881. = *Critonia hebebotrya* DC.
- Eupatorium tepuanum* Steyer., Fieldiana, Bot. 28(3): 638. 1953. = *Guayania roupalifolia* (B. Robinson) R. King & H. Robinson.
- Eupatorium tequendamense* Hieron. ex Sodiro, Bot. Jahrb. Syst. 29: 6. 1900. = *Chromolaena subscandens* (Hieron.) R. King & H. Robinson.
- Eupatorium ternatum* Sesse & Mocino, Pl. Nov. Hisp. 133. 1889, Naturaleza (Mexico City), ser. 2(1): 124. App. Ed. 2. 1893. = *Hofneisteria urenifolia* (Hook. & Arn.) Walp., ?
- Eupatorium ternifolium* Elliott, Sketch Bot. S. Carolina 2: 306. 1824. = *Eupatorium dubium* Willd. ex Poir.
- Eupatorium tetragonum* Schrader, Ind. Sem. Hort. Acad. Gott. 9: T. 310. 1830, Linnaea 6. Litt. 72. 1831. = *Ageratina tetragona* (Schrader) R. King & H. Robinson.
- Eupatorium tetranthum* Griseb., Fl. Brit. W. 1. 360. 1861. = *Koanophyllon tetranthum* (Griseb.) R. King & H. Robinson.
- Eupatorium tetranthum* Schultz-Bip. ex Baker, Fl. Bras. 6(2): 337. 1876, nom. nud. = *Stomatanthes dentatus* (Gardner) H. Robinson.
- Eupatorium tetrastichum* (B. Robinson) Steyer., Fieldiana, Bot. 28(3): 636. 1953. = *Goyazianthus tetrastichus* (B. Robinson) R. King & H. Robinson.
- Eupatorium teucrifolium* Willd., Sp. Pl. 3(3): 1753. 1804. = *Eupatorium rotundifolium* L.
- Eupatorium teucrifolium* D. Don ex Hook. & Arn., Companion Bot. Mag. 1: 239. 1835, nom. nud. = *Chromolaena hirsuta* (Hook. & Arn.) R. King & H. Robinson.
- Eupatorium teucrifolium* (Sprengel) Herter, Revista Sudamer. Bot. 7: 234. 1943. = *Grazielia gaudichaudeana* (DC.) R. King & H. Robinson.
- Eupatorium teucroides* Hook. & Arn. ex Hieron., Bot. Jahrb. Syst. 22: 746. 1897, nom. nud. = *Chromolaena arnottiana* (Griseb.) R. King & H. Robinson.
- Eupatorium texense* (Torrey & A. Gray) Rydb., Fl. Colorado 335. 1906. = *Ageratina havanensis* (H. B. K.) R. King & H. Robinson.
- Eupatorium thapsoides* (DC.) Niederl., Bol. Mens. Mus. Prod. Argent. 3(31): 309. 1890. = *Mikania thapsoides* DC.
- Eupatorium theaeifolium* Benth., Pl. Hartw. 199. 1845. = *Ageratina theaeifolia* (Benth.) R. King & H. Robinson.
- Eupatorium thermanum* B. Robinson, Biblioth. Bot. 29 (Hefl. 116): 161. 1937. = *Ayapanopsis* ?
- Eupatorium thespesiaefolium* DC., Prodr. 5: 164. 1836. = *Bartlettina sordida* (Less.) R. King & H. Robinson.
- Eupatorium thieleianum* Klatt in T. Durand & Pittier, Bull. Soc. Roy. Bot. Belgique 31: 191. 1892. = *Decachaeta thieleana* (Klatt ex T. Durand & Pittier) R. King & H. Robinson.
- Eupatorium thurnii* B. Robinson, Contr. Gray Herb. 80: 30. 1928. = *Chromolaena thurnii* (B. Robinson) R. King & H. Robinson.
- Eupatorium thymifolium* Britton, Bull. Torrey Bot. Club 19: 1. 1892. = *Neocuatrecasia thymifolia* (Britton) R. King & H. Robinson.
- Eupatorium thyrsiflorum* (E. Greene) B. Robinson, Proc. Amer. Acad. Arts 43: 36. 1907. = *Ageratina thyrsiflora* (E. Greene) R. King & H. Robinson.
- Eupatorium thyrsigerum* Hieron., Bot. Jahrb. Syst. 28: 570. 1901. = *Critonia thyrsigera* (Hieron.) R. King & H. Robinson.
- Eupatorium thyrsoides* Mocino ex DC., Prodr. 5: 150. 1836. = *Critonia thyrsoides* (Mocino ex DC.) R. King & H. Robinson.
- Eupatorium thyrsoides* Sesse & Mocino, Fl. Mexic. (ed. 2) 182. 1894. = *Critonia thyrsoides* (Mocino ex DC.) R. King & H. Robinson.
- Eupatorium thysanolepis* B. Robinson, Contr. Gray Herb. 75: 13. 1925. = *Koanophyllon thysanolepis* (B. Robinson) R. King & H. Robinson.

- Eupatorium tinctorium* Pohl ex Baker, Fl. Bras. 6(2): 352. 1876, nom. nud. = *Koanophyllon tinctorium* Arruda.
- Eupatorium tinifolium* H. B. K., Nov. Gen. Sp. 4: 104. Ed. Folio. 1818. = *Ageratina tinifolia* (H. B. K.) R. King & H. Robinson.
- Eupatorium toldense* Hieron. in Urban, Bot. Jahrb. Syst. 40: 378. 1908. = *Chromolaena toldensis* (Hieron.) R. King & H. Robinson.
- Eupatorium tolimense* Hieron., Bot. Jahrb. Syst. 19: 45. 1894. = *Critoniella acuminata* (H. B. K.) R. King & H. Robinson.
- Eupatorium tomentellum* (A. Gray) Schrader, Ind. Sem. Hort. Acad. Gott. 3. T. 3. 1833, Linnaea 10: Litt. 70. 1836. = *Ageratina tomentella* (Schrader) R. King & H. Robinson.
- Eupatorium tomentosum* Lam., Encycl. 2: 410. 1788. = *Senecio penicillatus* (Cass.) Schultz-Bip. SENECEONEAE.
- Eupatorium tomentosum* DC. ex Steudel, Nomencl. Bot. 1: 609. 1840, nom. nud. = *Ageratina tomentella* (Schrader) R. King & H. Robinson.
- Eupatorium tomentosum* Sesse & Mocino, Pl. Nov. Hisp. 134. 1889, Naturaleza (Mexico City), ser. 2(1): 125. App. Ed. 2. 1893. = *Brickellia tomentella* A. Gray.
- Eupatorium tonduzii* Klatt, Compos. Nov. Costaric. [Bot. Beibl. Leopoldina] 4. 1895. = *Ageratina tonduzii* (Klatt) R. King & H. Robinson.
- Eupatorium toppingianum* Elmer, Leaf. Philipp. Bot. 1: 101. 1906.
- Eupatorium toroi* B. Robinson, Contr. Gray Herb. 104: 28. 1934. = *Asplundianthus toroi* (B. Robinson) R. King & H. Robinson.
- Eupatorium torondoyense* V. Badillo, Bol. Soc. Venez. Ci. Nat. 9: 189. 1944. = *Hebeclinium torondoyense* (V. Badillo) R. King & H. Robinson.
- Eupatorium torreyanum* Short & Peter, Transylvania J. Med. Assoc. Sci. 8(32): 575. 1836. = *Eupatorium hyssopifolium* L.
- Eupatorium torreyanum* Short ex Torrey & A. Gray, Fl. N. Amer. 2: 84. 1841. = *Eupatorium hyssopifolium* L.
- Eupatorium tortifolium* Chapman, Bot. Gaz. (Crawfordsville) 3: 5. 1878. = *Eupatorium cuneifolium* Willd.
- Eupatorium towarensense* B. Robinson, Proc. Amer. Acad. Arts 54: 259. 1918. = *Ayapana towarensis* (B. Robinson) R. King & H. Robinson.
- Eupatorium tozanense* Hayata, Icon. Pl. Formosan. 8: 44. 1919. = *Eupatorium chinense* L.
- Eupatorium tozziaefolium* DC., Prodr. 5: 146. 1836. = *Chromolaena congesta* (Hook. & Arn.) R. King & H. Robinson.
- Eupatorium trachyphyllum* Hieron., Bot. Jahrb. Syst. 36: 467. 1905. = *Asplundianthus trachyphyllus* (Hieron.) R. King & H. Robinson.
- Eupatorium tracyi* E. Greene, Pittonia 4: 278. 1901. = *Ageratina aromatica* (L.) Spach.
- Eupatorium tranninense* Glaz., Bull. Soc. Bot. France Mem. 3. 56: 385. 1909, nom. nud. ignota.
- Eupatorium trapezoideum* Kunth, Ind. Sem. Hort. Berol. 13. 1847. = *Ageratina trapezoidea* (Kunth) R. King & H. Robinson.
- Eupatorium tremulum* Hook. & Arn., Companion Bot. Mag. 1: 241. 1835. = *Raulinoreitzia tremula* (Hook. & Arn.) R. King & H. Robinson.
- Eupatorium trianae* B. Robinson, Proc. Amer. Acad. Arts 54: 260. 1918. = *Barrosoa trianae* (B. Robinson) R. King & H. Robinson.
- Eupatorium triangulare* Poirlet, Encycl. Suppl. 2: 604. 1812. = *Chromolaena corymbosa* (Aublet) R. King & H. Robinson.
- Eupatorium triangulare* Mocino ex DC., Prodr. 5: 166. 1836, nom. nud. = *Ageratina deltoidea* (Jacq.) R. King & H. Robinson.
- Eupatorium triangulare* Mocino ex Sesse & Mocino, Pl. Nov. Hisp. 134. 1889, Naturaleza (Mexico City), ser. 2(1): 125. App. Ed. 2. 1893. = *Ageratina deltoidea* (Jacq.) R. King & H. Robinson.
- Eupatorium triangulatum* Alaman & DC., Prodr. 5: 172. 1836. = *Ageratina rubricaulis* (H. B. K.) R. King & H. Robinson.
- Eupatorium tricephalotes* Schultz-Bip. ex Baker, Fl. Bras. 6(2): 322. 1876. = *Koanophyllon tricephalotes* (Schultz-Bip. ex Baker) R. King & H. Robinson.
- Eupatorium trichobasis* Baker, Fl. Bras. 6(2): 364. 1876. = *Gypsidium trichobasis* (Baker) R. King & H. Robinson.
- Eupatorium trichophorum* DC., Prodr. 5: 147. 1836. = *Chromolaena hirsuta* (Hook. & Arn.) R. King & H. Robinson.
- Eupatorium trichosantherum* A. Rich. in Sagra, Hist. Fis. Cuba, Bot. 3: 41. 1853. = *Brickellia diffusa* (Vahl) A. Gray.
- Eupatorium trichotomum* Schultz-Bip., Linnaea 34: 535. 1865-1866, nom. nud. = *Ageratina gloeoclada* (B. Robinson) R. King & H. Robinson.
- Eupatorium trichotomum* Schultz-Bip. ex Baker, Fl. Bras. 6(2): 305. 1876, nom. nud. = *Heterocondylus alatus* (Vell. Conc.) R. King & H. Robinson.
- Eupatorium trifidum* Vahl, Symb. Bot. 3: 94. 1794. = *Eupatorium cannabinum* L., ?
- Eupatorium triflorum* Aublet, Hist. Pl. Guiane 2: 795. 1775. = *Piptocarpha triflora* (Aublet) Bennett ex Baker. VERNONIEAE.
- Eupatorium trifoliatum* L., Sp. Pl. 837. 1753, Syst. Nat., ed. 10. 1204. 1759. = *Eupatorium purpureum* L.
- Eupatorium trifoliatum* Lucas, Topogr. Nachr. Insel Oesel 270. 1823. = *Eupatorium cannabinum* L.
- Eupatorium trifoliatum* Hort. Dorp. ex Stev., Bull. Soc. Imp. Naturalistes Moscou 29(2): 371. 1856. = *Eupatorium cannabinum* L.
- Eupatorium trigonocarpum* Griseb., Fl. Brit. W. I. 359. 1861. = *Chromolaena trigonocarpa* (Griseb.) R. King & H. Robinson.
- Eupatorium trigonum* Gardner, London J. Bot. 6: 446. 1847. = *Stomatanthes trigonus* (Gardner) H. Robinson.
- Eupatorium trinervatum* Sesse & Mocino, Pl. Nov. Hisp. 134. 1889, Naturaleza (Mexico City), ser. 2(1): 125. App. Ed. 2. 1893. = *Baccharis trinervis* (Lam.) Pers. ASTEREEAE.
- Eupatorium trinervium* Schultz-Bip., Bot. Voy. Herald 300. 1856. = *Fleischmannia trinervia* (Schultz-Bip.) R. King & H. Robinson.
- Eupatorium trininum* McVaugh, Contr. Univ. Michigan Herb. 9: 402. 1972. = *Ageratina triniona* (McVaugh) R. King & H. Robinson.
- Eupatorium trinitarium* (DC.) M. Gomez, Anales Hist. Nat. 19: 270. 1890. = *Mikania trinitaria* DC.
- Eupatorium trinitense* (Kuntze) Rusby & B. Robinson, Contr. Gray Herb. 61: 11. 1920. = *Ayapana trinitensis* (Kuntze) R. King & H. Robinson.
- Eupatorium triosteifolium* Rusby, Bull. New York Bot. Gard. 4: 379. 1907. = *Ayapanopsis triosteifolia* (Rusby) R. King & H. Robinson.
- Eupatorium triplinerve* Vahl, Symb. Bot. 3: 97. 1794. = *Ayapana triplinervis* (Vahl) R. King & H. Robinson.
- Eupatorium triplinerve* Vahl ex Blume, Bijdr. Fl. Ned. Ind. 903. 1826. = *Ayapana triplinervis* (Vahl) R. King & H. Robinson.
- Eupatorium triptychum* B. Robinson, Contr. Gray Herb. 77: 43. 1926. = *Standleyanthus triptychus* (B. Robinson) R. King & H. Robinson.
- Eupatorium triradiatum* Urban, Symb. Antill. 3: 396. 1903. = *Koanophyllon triradiatum* (Urban) R. King & H. Robinson.
- Eupatorium trisetum* Hook. & Arn., Companion Bot. Mag. 1: 242. 1835. = *Stevia*.
- Eupatorium triste* DC., Prodr. 5: 166. 1836. = *Ageratina tristis* (DC.) R. King & H. Robinson.
- Eupatorium trixoides* Martius ex Baker, Fl. Bras. 6(2): 311. 1876. = *Ayapanopsis oblongifolia* (Gardner) R. King & H. Robinson.
- Eupatorium trujillense* B. Robinson, Contr. Gray Herb. 104: 29. 1934. = *Chromolaena trujillensis* (B. Robinson) R. King & H. Robinson.



- Eupatorium truncatum* Muhlenb. ex Willd., Sp. Pl. 3: 1751. 1803.  
*Eupatorium perfoliatum* L.  
*Eupatorium truncatum* Muhlenb. ex Elliott, Sketch Bot. S. Carolina 2: 298. 1824. = *Eupatorium sessilifolium* L.  
*Eupatorium tubaraoense* Hieron., Bot. Jahrb. Syst. 22: 784. 1897. = *Campuloclinium tubaraoense* (Hieron.) R. King & H. Robinson.  
*Eupatorium tubiflorum* Benth., Pl. Hartw. 76. 1841. = *Piptothrix areolaris* (DC.) R. King & H. Robinson.  
*Eupatorium tucumanense* Lillo & B. Robinson, Contr. Gray Herb. 90: 32. 1930. = *Ayapanopsis tucumaneis* (Lillo & B. Robinson) R. King & H. Robinson.  
*Eupatorium tuerckheimii* Klatt, Leopoldina 20: 95. 1884. = *Bartlettina tuerckheimii* (Klatt) R. King & H. Robinson.  
*Eupatorium tulanum* Klatt, Abh. Naturf. Ges. Halle 15: 323. 1882. = *Vernonia liatroides* DC. VERNONIEAE.  
*Eupatorium tunariense* (Hieron.) B. Robinson, Contr. Gray Herb. 61: 39. 1920. = *Chromolaena tunariensis* (Hieron.) R. King & H. Robinson.  
*Eupatorium tunii* L. O. Williams, Fieldiana, Bot. 36: 106(107). 1975. = *Critonia bartlettii* (B. Robinson) R. King & H. Robinson.  
*Eupatorium turbacense* Hieron., Bot. Jahrb. Syst. 21: 332. 1895. = *Ayapana turbacensis* (Hieron.) R. King & H. Robinson.  
*Eupatorium turbinatum* A. Gray, Proc. Amer. Acad. Arts 15: 26. 1879. = *Chromolaena bigelovii* (A. Gray) R. King & H. Robinson.  
*Eupatorium turczaninowii* B. Robinson, Proc. Amer. Acad. Arts 54: 364. 1918, nom. nov. = *Aristeguetia glutinosa* (Lam.) R. King & H. Robinson.  
*Eupatorium turquinense* Alain, Contr. Ocas. Mus. Hist. Nat. Colegio "De La Salle" 18: 7. 1960. = *Koanophyllon turquinense* (Alain) Borh.  
*Eupatorium tweedeanum* Hook. & Arn., Companion Bot. Mag. 1: 242. 1835. = *Hatschbachiella tweediana* (Hook. & Arn.) R. King & H. Robinson.  
*Eupatorium tyleri* B. Robinson ex Gleason, Bull. Torrey Bot. Club 58: 482. 1931. = *Chromolaena tyleri* (B. Robinson) R. King & H. Robinson.  
*Eupatorium uber* B. Robinson, Proc. Amer. Acad. Arts 55: 37. 1919. = *Kaunia uber* (B. Robinson) R. King & H. Robinson.  
*Eupatorium ulei* Hieron., Bot. Jahrb. Syst. 22: 751. 1897. = *Chromolaena ulei* (Hieron.) R. King & H. Robinson.  
*Eupatorium umbelliforme* Dusen ex Malme, Kongl. Svenska Vetenskapsakad. Handl. 3. 12(2): 33. 1933. = *Chromolaena umbelliformis* (Dusen ex Malme) R. King & H. Robinson.  
*Eupatorium umbellulatum* Sprengel, Syst. Veg. Fl. Peruv. Chil. 4: 409. App. 1827. = *Piptocarpha umbellulata* (Sprengel) Baker. VERNONIEAE.  
*Eupatorium umbrosum* Benth., Pl. Hartw. 198. 1845. = *Ageratina pseudochilca* (Benth.) R. King & H. Robinson, ?  
*Eupatorium umbrosum* Klatt, Bot. Jahrb. Syst. 8: 35. 1886. = *Fleischmannia klattiana* (Hieron.) R. King & H. Robinson.  
*Eupatorium uniflorum* Sesse & Mocino, Pl. Nov. Hisp. 132. 1889. Naturaleza (Mexico City), ser. 2(1): 123. App. Ed. 2. 1893. = *Vernonia salicifolia* (DC.) Schultz-Bip. VERNONIEAE.  
*Eupatorium urbanii* Ekman ex Urban, Ark. Bot. 23a(11): 55. 1931. = *Ageratina urbanii* (Ekman ex Urban) R. King & H. Robinson.  
*Eupatorium urolepis* Daveau, Dict. Hort. 1: 524. 1896. = *Urolepis hecatantha* (DC.) R. King & H. Robinson.  
*Eupatorium uromeres* B. Robinson, Proc. Amer. Acad. Arts 54: 260. 1918. = *Chromolaena uromeres* (B. Robinson) R. King & H. Robinson.  
*Eupatorium urticaefolium* Reichard, Syn. Pl. 3: 719. 1780. = *Ageratina altissima* (L.) R. King & H. Robinson.  
*Eupatorium urticaefolium* L. f., Suppl. Pl. 354. 1781. = *Praxelis pauciflora* (H. B. K.) R. King & H. Robinson.  
*Eupatorium urticifolium* Banks ex Griseb., Fl. Brit. W. I. 362. 1861, nom. nud. in syn. = *Fleischmannia microstemon* (Cass.) R. King & H. Robinson.  
*Eupatorium urticoides* Schultz-Bip. ex Hieron., Bot. Jahrb. Syst. 28: 568. 1901. = *Chromolaena urticoides* (Schultz-Bip. ex Hieron.) R. King & H. Robinson.  
*Eupatorium urubambense* B. Robinson, Proc. Amer. Acad. Arts 55: 38. 1919. = *Cronquistianthus urubambensis* (B. Robinson) R. King & H. Robinson.  
*Eupatorium urubambense* var. *determinatum* B. Robinson, Contr. Gray Herb. 68: 33. 1923. = *Cronquistianthus determinatus* (B. Robinson) R. King & H. Robinson.  
*Eupatorium vacciniaefolium* Benth., Pl. Hartw. 200. 1845. = *Ageratina vacciniaefolia* (Benth.) R. King & H. Robinson.  
*Eupatorium vagans* Wallich, Num. List Dr. Pl. 3040. 1831, nom. nud. = *Vernonia scandens* DC. VERNONIEAE.  
*Eupatorium vagum* Gardner, London J. Bot. 5: 477. 1846. = *Grazielia gaudichaudiana* (DC.) R. King & H. Robinson.  
*Eupatorium vahlianum* Urban in Duss, Ann. Inst. Bot.-Geol. Colon. Marseille 3: 355. 1897. = *Chromolaena trigonocarpa* (Griseb.) R. King & H. Robinson.  
*Eupatorium valerianum* Standley, Publ. Field Mus. Nat. Hist., Bot. Ser. 18: 1474. 1938. = *Fleischmannia hymenophylla* (Klatt) R. King & H. Robinson.  
*Eupatorium vallincola* DC., Prodr. 5: 168. 1836. = *Ageratina vallincola* (DC.) R. King & H. Robinson.  
*Eupatorium valverdeanum* Klatt in T. Durand & Pittier, Bull. Soc. Roy. Bot. Belgique 31: 188. 1892. = *Neurolaena lobata* (L.) R. Br. HELIANTHEAE.  
*Eupatorium vanillosmoides* Schultz-Bip. ex Baker, Fl. Bras. 6(2): 346. 1876, nom. nud. = *Steyrmarkina pyrifolia* (DC.) R. King & H. Robinson.  
*Eupatorium vargasianum* DC., Prodr. 5: 155. 1836. = *Critoniella vargasiana* (DC.) R. King & H. Robinson.  
*Eupatorium variabile* Makino, Bot. Mag. (Tokyo) 24: 59. 1910.  
*Eupatorium variegatum* (DC.) Malme, Kongl. Svenska Vetenskapsakad. Handl. 3. 12(2): 46. 1933, nom. nov. = *Praxelis grandiflora* (DC.) Schultz-Bip.  
*Eupatorium variifolium* Bartling, Linnæa 15. Litt. 93. 1841. = *Eupatorium cannabinum* L.  
*Eupatorium variolatum* B. Robinson, Contr. Gray Herb. 73: 20. 1924. = *Disynaphia variolata* (B. Robinson) R. King & H. Robinson.  
*Eupatorium vaseyi* Porter, Bull. Torrey Bot. Club 19: 128. 1892. = *Eupatorium sessilifolium* L.  
*Eupatorium vattuonei* Hicken, Darwiniana 1: 146. 1924. = *Austrobrickellia patens* (Don ex Hook. & Arn.) R. King & H. Robinson.  
*Eupatorium vauthierianum* DC., Prodr. 5: 159. 1836. = *Heterocondylus alatus* (Vell. Conc.) R. King & H. Robinson.  
*Eupatorium velutinum* Gardner, London J. Bot. 5: 473. 1846. = *Austrocritonia velutina* (Gardner) R. King & H. Robinson.  
*Eupatorium venezuelense* V. Badillo, Bol. Soc. Venez. Ci. Nat. 9: 131. 1944. = *Badilloa venezuelensis* (V. Badillo) R. King & H. Robinson.  
*Eupatorium venosissimum* Rusby, Mem. Torrey Bot. Club 6: 57. 1896. = *Ophryosporus venosissimus* (Rusby) B. Robinson.  
*Eupatorium venosum* Martius ex Baker, Fl. Bras. 6(2): 281. 1876, nom. nud. = *Chromolaena squalida* (DC.) R. King & H. Robinson.  
*Eupatorium ventillanum* Cuatrec., Ann. Missouri Bot. Gard. 52: 305. 1965. = *Ageratina riparia* (Regel) R. King & H. Robinson.  
*Eupatorium venulosum* A. Gray, Proc. Amer. Acad. Arts 21: 384. 1886. = *Ageratina venulosa* (A. Gray) R. King & H. Robinson.  
*Eupatorium veraecrucis* Steudel, Nomencl. Bot. 1: 609. 1840, nom. nud. = *Brickellia paniculata* (Miller) B. Robinson.  
*Eupatorium verbenaceum* DC., Prodr. 5: 146. 1836. = *Chromolaena verbenacea* (DC.) R. King & H. Robinson.

- Eupatorium verbenaefolium* Michaux, Fl. Bor.-Amer. 2: 98. 1803. = *Eupatorium rotundifolium* L.
- Eupatorium vernale* Vatke & Kurtz, Ind. Sem. Hort. Berol. App. 2. 1871, Gartenfl. 36. 1873. = *Ageratina vernalis* (Vatke & Kurtz) R. King & H. Robinson.
- Eupatorium vernicosum* Schultz-Bip. ex Greenman, Zoe 5: 186. 1904. = *Ageratina vernicosa* (Schultz-Bip. ex Greenman) R. King & H. Robinson.
- Eupatorium vernonioides* Coulter, Bot. Gaz. (Crawfordsville) 20: 45. 1895. = *Chromolaena glaberrima* (DC.) R. King & H. Robinson.
- Eupatorium vernoniopsis* Schultz-Bip. ex Baker, Fl. Bras. 6(2): 334. 1876. = *Gyptis vernoniopsis* (Schultz-Bip. ex Baker) R. King & H. Robinson.
- Eupatorium veronicaefolium* H. B. K., Nov. Gen. Sp. 4: 88. Ed. Folio. 1818. = *Brickellia veronicaefolia* (H. B. K.) A. Gray.
- Eupatorium versicolor* Wallich, Num. List Dr. Pl. 3167. 1831, nom. nud. nom. nud. = *Vernonia divergens* (DC.) Edgewood. VERNONIEAE.
- Eupatorium verticillatum* Lam., Encycl. 2: 405. 1786. = *Eupatorium dubium* Willd. ex Poiret.
- Eupatorium verticillatum* Sesse & Mocino, Pl. Nov. Hisp. 135. 1889, Naturaleza (Mexico City), ser. 2(1): 126. App. Ed. 2. 1893. ignota.
- Eupatorium vestitum* Sprengel, Syst. Veg. Fl. Peruv. Chil. 3: 416. 1826. ignota.
- Eupatorium vestitum* Pocppig & Endl., Nov. Gen. Sp. 3: 55. 1845. = *Hebeclinium vestitum* R. King & H. Robinson.
- Eupatorium vetularum* Standley & Steyerh., Publ. Field Mus. Nat. Hist., Bot. Ser. 23: 190. 1944. = *Ageratina caeciliae* (B. Robinson) R. King & H. Robinson.
- Eupatorium viburnifolium* E. Greene, Pittonia 4: 276. 1901. = *Ageratina aromatica* (L.) Spach.
- Eupatorium viburnoides* DC., Prodr. 5: 171. 1836. = *Ageratina viburnoides* (DC.) R. King & H. Robinson.
- Eupatorium villosum* Sw., Prodr. 111. 1788. = *Koanophyllon villosum* (Sw.) R. King & H. Robinson.
- Eupatorium villosum* Bertero ex DC., Prodr. 5: 173. 1836, nom. nud. = *Koanophyllon obtusissimum* (DC.) R. King & H. Robinson.
- Eupatorium vincaefolium* Lam., Encycl. 2: 410. 1786. = *Mikania parviflora* (Aublet) Karsten.
- Eupatorium vindex* DC., Prodr. 5: 160. 1836. = *Chromolaena vindex* (DC.) R. King & H. Robinson.
- Eupatorium violaceum* Raf., Fl. Ludov. 62. 1817. = *Conoclinium coelestinum* (L.) DC., ?
- Eupatorium violaceum* Bertero ex Sprengel, Syst. Veg. Fl. Peruv. Chil. 3: 414. 1826. = *Fleischmannia microstemon* (Cass.) R. King & H. Robinson.
- Eupatorium virgatum* Schrader, Ind. Sem. Hort. Acad. Gott. 9: T. 310. 1829. DC., Prodr. 5: 159. 1836. = *Fleischmannia pycnocephala* (Less.) R. King & H. Robinson.
- Eupatorium virgatum* D. Don ex Hook. & Arn., Companion Bot. Mag. 1: 241. 1835. = *Acanthostyles buniifolius* (Hook. & Arn.) R. King & H. Robinson.
- Eupatorium viride* E. H. Krause, Sturm's Fl. Deutchl., ed. 2, 13: 34. 1905. = *Adenostyles alpina* (L.) Bluff & Fingerh. SENECTIONEAE.
- Eupatorium viridiflorum* Baker, Fl. Bras. 6(2): 309. 1876. = *Bartlettina hemisphaerica* (DC.) R. King & H. Robinson.
- Eupatorium viscidipes* B. Robinson, Proc. Amer. Acad. Arts 36: 484. 1901. = *Fleischmannia viscidipes* (B. Robinson) R. King & H. Robinson.
- Eupatorium viscidum* Hook. & Arn., Companion Bot. Mag. 1: 241. 1835. = *Lorentzianthus viscidus* (Hook. & Arn.) R. King & H. Robinson.
- Eupatorium viscosissimum* Rolfe, Gard. Chron. Ser. 3. 39: 274. 1906. = *Ageratina viscosissima* (Rolfe) R. King & H. Robinson.
- Eupatorium viscosum* H. B. K., Nov. Gen. Sp. 4: 101. Ed. Folio. 1818. = *Ageratina viscosa* (H. B. K.) R. King & H. Robinson.
- Eupatorium viscosum* Wallich, Num. List Dr. Pl. 3287. 1831, nom. nud. = *Eupatorium cannabinum* L., ?
- Eupatorium vitalbae* DC., Prodr. 5: 163. 1836. = *Heterocondylus vitalbae* (DC.) R. King & H. Robinson.
- Eupatorium vitifolium* Klatt, Leopoldina 20: 90. 1884. = *Eupatoriastrum triangulare* (DC.) B. Robinson.
- Eupatorium voglii* B. Robinson, Contr. Gray Herb. 104: 29. 1934. = *Chromolaena voglii* (B. Robinson) Huber.
- Eupatorium volckmanni* Philippi, Anales Univ. Chile USE #1415 51. 1861. = *Ophryosporus triangularis* Meyen.
- Eupatorium volkameriaefolium* Wallich, Num. List Dr. Pl. 3001. 1831, nom. nud. = *Vernonia volkameriaefolia* DC. VERNONIEAE.
- Eupatorium volkensis* Hieron. in Urban, Bot. Jahrb. Syst. 40: 370. 1908. = *Cronquistianthus volkensis* (Hieron.) R. King & H. Robinson.
- Eupatorium volubile* Vahl, Symb. Bot. 3: 93. 1794. = *Mikania cordata* (Burm. f.) B. Robinson.
- Eupatorium vulcanicum* Benth. ex Oersted, Vidensk. Meddel. Dansk Naturhist. Foren. Kjobenhavn 78. 1852. = *Ageratina bustamenta* (DC.) R. King & H. Robinson.
- Eupatorium wagneri* Hieron. in Urban, Bot. Jahrb. Syst. 40: 375. 1908. = *Condylidium iresinoides* (H. B. K.) R. King & H. Robinson.
- Eupatorium wallichii* DC., Prodr. 5: 179. 1836. = *Eupatorium chinense* L.
- Eupatorium warmingii* Baker, Fl. Bras. 6(2): 339. 1876. = *Stomatanthes warmingii* (Baker) H. Robinson.
- Eupatorium warmingii* Schultz-Bip. ex Baker, Fl. Bras. 6(2): 340. 1876, nom. nud. = *Stomatanthes dyctiophyllus* (DC.) H. Robinson.
- Eupatorium weberbaueri* Hieron. in Urban, Bot. Jahrb. Syst. 40: 369. 1908. = *Crossothamnus weberbaueri* (Hieron.) R. King & H. Robinson.
- Eupatorium weddellii* B. Robinson, Contr. Gray Herb. 77: 44. 1926. = *Neocuatrecasia weddellii* (B. Robinson) R. King & H. Robinson.
- Eupatorium weinmannianum* Regel & Koern., Ind. Sem. Hort. Petrop. 41. 1857. = *Ageratina ligustrina* (DC.) R. King & H. Robinson.
- Eupatorium williamsii* A. Clewell, Ceiba 19(2): 194. 1975, nom. nud. = *Bartlettina williamsii* R. King & H. Robinson.
- Eupatorium wrightii* A. Gray, Pl. Wright. 1: 87. 1852. = *Ageratina wrightii* (A. Gray) R. King & H. Robinson.
- Eupatorium xalapenum* B. Turner, Brittonia 37: 376. 1985. = *Bartlettina brevipetiolata* (Schultz-Bip. ex Klatt) R. King & H. Robinson.
- Eupatorium xalapense* H. B. K., Nov. Gen. Sp. 4: 100. Ed. Folio. 1818. = *Ageratina glabrata* (H. B. K.) R. King & H. Robinson.
- Eupatorium xanthochlorum* B. Robinson, Contr. Gray Herb. 77: 44. 1926. = *Ageratina malacolepis* (B. Robinson) R. King & H. Robinson.
- Eupatorium xerolepis* Schultz-Bip. ex Baker, Fl. Bras. 6(2): 323. 1876, nom. nud. = *Austrobrickellia patens* (Don ex Hook. & Arn.) R. King & H. Robinson.
- Eupatorium xestolepidoides* Wurd., Mem. New York Bot. Gard. 8: 145. 1953. = *Chromolaena xestolepidoides* (Wurd.) R. King & H. Robinson.
- Eupatorium xestolepis* B. Robinson, Proc. Amer. Acad. Arts 54: 261. 1918. = *Chromolaena xestolepis* (B. Robinson) R. King & H. Robinson.
- Eupatorium xylophyloides* DC., Prodr. 5: 149. 1836. = *Raulinoreitzia crenulata* (Sprengel) R. King & H. Robinson.
- Eupatorium xylorhizum* Schultz-Bip. ex Baker, Fl. Bras. 6(2): 292. 1876. = *Chromolaena xylorhiza* (Schultz-Bip. ex Baker) R. King & H. Robinson.

- Eupatorium yakushimaense* Masam. & Kitam., Acta Phytotax. Geobot. 2: 43. 1933.
- Eupatorium yavianum* Lasser & Maguire, Bol. Soc. Venez. Ci. Nat. 15: 106. 1954. = *Guayania yaviana* (Lasser & Maguire) R. King & H. Robinson.
- Eupatorium ynalense* B. Robinson, Contr. Gray Herb. 75: 14. 1925. = *Koanophyllon albicaulis* (Schultz-Bip. ex Klatt) R. King & H. Robinson.
- Eupatorium yungasense* B. Robinson, Contr. Gray Herb. 104: 30. 1934. = *Fleischmannia yungasensis* (B. Robinson) R. King & H. Robinson.
- Eupatorium zeylanicum* L., Sp. Pl. 837. 1753. = *Vernonia zeylanicum* (L.) Less. VERNONIEAE.
- Eupatorium zibellinum* Sesse & Mocino, Pl. Nov. Hisp. Ed. 1 135. 1889. = *Fleischmannia arguta* (H. B. K.) B. Robinson.
- Eupatorium zinnifolium* B. Robinson, Proc. Amer. Acad. Arts 54: 261. 1918. = *Ageratina zinnifolia* (B. Robinson) R. King & H. Robinson.
- Eupatorium zunilatum* Standley & Steyer., Publ. Field Mus. Nat. Hist., Bot. Ser. 23: 191. 1944. = *Ageratina zunilana* (Standley & Steyer.) R. King & H. Robinson.
- Ferreyrella cuatrecasii* R. King & H. Robinson, Phytologia 26: 167. 1973.
- Ferreyrella peruviana* Blake, J. Wash. Acad. Sci. 47: 407. 1957.
- Flaveria peruviana* [Juss.] Gmelin, Syst. Nat. ed. 10. 2: 1269. 1791. = *Ophryosporus peruvianus* (Gmelin) R. King & H. Robinson.
- Fleischmannia aequinoctialis* (B. Robinson) R. King & H. Robinson, Phytologia 19: 202. 1970.
- Fleischmannia allenii* R. King & H. Robinson, Phytologia 28: 73. 1974.
- Fleischmannia anisopoda* (B. Robinson) R. King & H. Robinson, Phytologia 19: 202. 1970.
- Fleischmannia antiquorum* (Standley & Steyer.) R. King & H. Robinson, Phytologia 49: 5. 1981.
- Fleischmannia arguta* (H. B. K.) B. Robinson, Proc. Amer. Acad. Arts 42: 35. 1906.
- Fleischmannia bergantinensis* (V. Badillo) R. King & H. Robinson, Phytologia 19: 202. 1970.
- Fleischmannia blakei* (B. Robinson) R. King & H. Robinson, Phytologia 19: 202. 1970.
- Fleischmannia bohlmanuiana* R. King & H. Robinson, Phytologia 38: 418. 1978.
- Fleischmannia bridgesii* (B. Robinson) R. King & H. Robinson, Phytologia 19: 203. 1970.
- Fleischmannia capillipes* (Benth. ex Oersted) R. King & H. Robinson, Phytologia 28: 74. 1974.
- Fleischmannia carletonii* (B. Robinson) R. King & H. Robinson, Phytologia 19: 203. 1970.
- Fleischmannia chiriquensis* R. King & H. Robinson, Phytologia 28: 74. 1974.
- Fleischmannia ciliolifera* R. King & H. Robinson, Phytologia 28: 75. 1974.
- Fleischmannia cookii* (B. Robinson) R. King & H. Robinson, Phytologia 19: 203. 1970.
- Fleischmannia croatii* R. King & H. Robinson, Phytologia 28: 76. 1974.
- Fleischmannia crocodilia* (Standley & Steyer.) R. King & H. Robinson, Phytologia 19: 203. 1970.
- Fleischmannia cuatrecasii* R. King & H. Robinson, Phytologia 23: 406. 1972.
- Fleischmannia deborabellae* R. King & H. Robinson, Phytologia 38: 417. 1978.
- Fleischmannia dissolvens* (Baker) R. King & H. Robinson, Phytologia 19: 203. 1970.
- Fleischmannia ejidensis* (V. Badillo) R. King & H. Robinson, Phytologia 35: 499. 1977.
- Fleischmannia ferreyrii* R. King & H. Robinson, Phytologia 27: 388. 1974.
- Fleischmannia fragilis* (B. Robinson) R. King & H. Robinson, Phytologia 19: 203. 1970.
- Fleischmannia gentryi* R. King & H. Robinson, Phytologia 31: 305. 1975.
- Fleischmannia gonzalezii* (B. Robinson) R. King & H. Robinson, Phytologia 19: 203. 1970.
- Fleischmannia granatensis* R. King & H. Robinson, Phytologia 28: 76. 1974.
- Fleischmannia guatemalensis* R. King & H. Robinson, Phytologia 31: 306. 1975.
- Fleischmannia harlingii* R. King & H. Robinson, Phytologia 60: 81. 1986.
- Fleischmannia haughtii* R. King & H. Robinson, Phytologia 28: 77. 1974.
- Fleischmannia holwayana* (B. Robinson) R. King & H. Robinson, Phytologia 19: 203. 1970.
- Fleischmannia huigrensis* (B. Robinson) R. King & H. Robinson, Phytologia 19: 203. 1970. = *Fleischmannia obscurifolia* (Hieron. in Sodiro) R. King & H. Robinson.
- Fleischmannia hymenophylla* (Klatt) R. King & H. Robinson, Phytologia 19: 203. 1970.
- Fleischmannia ignota* (V. Badillo) R. King & H. Robinson, Phytologia 35: 499. 1977.
- Fleischmannia imitans* (B. Robinson) R. King & H. Robinson, Phytologia 19: 203. 1970.
- Fleischmannia incarnata* (Walter) R. King & H. Robinson, Phytologia 19: 203. 1970.
- Fleischmannia jejuna* (Standley & Steyer.) R. King & H. Robinson, Phytologia 19: 203. 1970. = *Fleischmannia capillipes* (Benth. ex Oersted) R. King & H. Robinson.
- Fleischmannia klattiana* (Hieron.) R. King & H. Robinson, Phytologia 19: 204. 1970.
- Fleischmannia langlassei* B. Robinson, Proc. Amer. Acad. Arts 41: 273. 1905. = *Hofmeisteria urenifolia* (Hook. & Arn.) Walp.
- Fleischmannia laxa* (Gardner) R. King & H. Robinson, Phytologia 19: 204. 1970.
- Fleischmannia laxicephala* (Cabrera) R. King & H. Robinson, Phytologia 19: 204. 1970.
- Fleischmannia lellingeri* R. King & H. Robinson, Phytologia 27: 389. 1974.
- Fleischmannia lithophila* (B. Robinson) R. King & H. Robinson, Phytologia 19: 204. 1970.
- Fleischmannia lloensis* (Hieron.) R. King & H. Robinson, Phytologia 19: 204. 1970.
- Fleischmannia magdalenensis* (B. Robinson) R. King & H. Robinson, Phytologia 19: 204. 1970.
- Fleischmannia marginata* (Poeppig & Endl.) R. King & H. Robinson, Phytologia 19: 204. 1970.
- Fleischmannia matudae* R. King & H. Robinson, Phytologia 28: 78. 1974.
- Fleischmannia mayorii* (B. Robinson) R. King & H. Robinson, Phytologia 19: 204. 1970.
- Fleischmannia mercedensis* (B. Robinson) R. King & H. Robinson, Phytologia 19: 204. 1970.
- Fleischmannia microstemon* (Cass.) R. King & H. Robinson, Phytologia 19: 204. 1970.
- Fleischmannia misera* (B. Robinson) R. King & H. Robinson, Phytologia 19: 204. 1970.
- Fleischmannia monagasensis* (V. Badillo) R. King & H. Robinson, Phytologia 28: 79. 1974.
- Fleischmannia multinervis* (Benth.) R. King & H. Robinson, Phytologia 19: 204. 1970.
- Fleischmannia nix* R. King & H. Robinson, Phytologia 28: 79. 1974.
- Fleischmannia obscurifolia* (Hieron.) R. King & H. Robinson, Phytologia 19: 205. 1970.

- Fleischmannia panamensis* R. King & H. Robinson, *Phytologia* 28: 80. 1974.
- Fleischmannia pastazae* (B. Robinson) R. King & H. Robinson, *Phytologia* 49: 5. 1981.
- Fleischmannia pennellii* (B. Robinson) R. King & H. Robinson, *Phytologia* 19: 205. 1970.
- Fleischmannia plectranthifolia* (Benth. ex Oersted) R. King & H. Robinson, *Phytologia* 19: 205. 1970.
- Fleischmannia polopolensis* (B. Robinson) R. King & H. Robinson, *Phytologia* 19: 205. 1970.
- Fleischmannia porphyranthema* (A. Gray) R. King & H. Robinson, *Phytologia* 19: 205. 1970.
- Fleischmannia prasiifolia* (Griseb.) R. King & H. Robinson, *Phytologia* 19: 205. 1970.
- Fleischmannia pratensis* (Klatt) R. King & H. Robinson, *Phytologia* 19: 205. 1970.
- Fleischmannia purpusii* R. King & H. Robinson, *Phytologia* 28: 81. 1974.
- Fleischmannia pycnocephala* (Less.) R. King & H. Robinson, *Phytologia* 19: 205. 1970.
- Fleischmannia pycnocephaloides* (B. Robinson) R. King & H. Robinson, *Phytologia* 19: 205. 1970.
- Fleischmannia remotifolia* (DC.) R. King & H. Robinson, *Phytologia* 19: 205. 1970.
- Fleischmannia repens* B. Robinson, *Proc. Amer. Acad. Arts* 54: 262. 1918. = *Ageratina repens* (B. Robinson) R. King & H. Robinson.
- Fleischmannia rhodostyla* Schultz-Bip., *Flora* 33: 417. 1850. = *Fleischmannia arguta* (H. B. K.) B. Robinson.
- Fleischmannia rhodotephra* (B. Robinson) R. King & H. Robinson, *Phytologia* 19: 205. 1970.
- Fleischmannia rivulorum* (B. Robinson) R. King & H. Robinson, *Phytologia* 19: 205. 1970.
- Fleischmannia saxorum* (Standley & Steyerem.) R. King & H. Robinson, *Phytologia* 49: 5. 1981.
- Fleischmannia schaffneri* A. Gray, *Proc. Amer. Acad. Arts* 16: 101. 1881. = *Hofmeisteria schaffneri* (A. Gray) R. King & H. Robinson.
- Fleischmannia schickendantzii* (Hieron.) R. King & H. Robinson, *Phytologia* 19: 205. 1970.
- Fleischmannia seleriana* (B. Robinson) R. King & H. Robinson, *Phytologia* 19: 206. 1970.
- Fleischmannia sideritides* (Benth. ex Oersted) R. King & H. Robinson, *Phytologia* 19: 206. 1970.
- Fleischmannia sinaloensis* (B. Robinson) R. King & H. Robinson, *Phytologia* 19: 206. 1970.
- Fleischmannia sinclairii* (Benth. ex Oersted) R. King & H. Robinson, *Phytologia* 19: 206. 1970.
- Fleischmannia sonora* (A. Gray) R. King & H. Robinson, *Phytologia* 28: 82. 1974.
- Fleischmannia soratae* (Schultz-Bip. ex B. Robinson) R. King & H. Robinson, *Phytologia* 19: 206. 1970.
- Fleischmannia splendens* R. King & H. Robinson, *Phytologia* 24: 281. 1972.
- Fleischmannia standleyi* S. F. Blake, *Contr. U. S. Natl. Herb.* 22: 590. 1924. = *Hofmeisteria standleyi* (Blake) R. King & H. Robinson.
- Fleischmannia steyermarkii* R. King & H. Robinson, *Phytologia* 35: 499. 1977.
- Fleischmannia tamboensis* (Hieron.) R. King & H. Robinson, *Phytologia* 19: 206. 1970.
- Fleischmannia trinervia* (Schultz-Bip.) R. King & H. Robinson, *Phytologia* 19: 206. 1970.
- Fleischmannia tysonii* R. King & H. Robinson, *Phytologia* 28: 82. 1974.
- Fleischmannia urenifolia* (Hook. & Arn.) Benth. & Hook. f. ex Jackson & Hook. f., *Index Kew.* 1: 970. 1893. = *Hofmeisteria urenifolia* (Hook. & Arn.) Walp.
- Fleischmannia valeriana* (Standley) R. King & H. Robinson, *Phytologia* 19: 206. 1970. = *Fleischmannia hymenophylla* (Klatt) R. King & H. Robinson.
- Fleischmannia viscidipes* (B. Robinson) R. King & H. Robinson, *Phytologia* 19: 206. 1970.
- Fleischmannia yungasensis* (B. Robinson) R. King & H. Robinson, *Phytologia* 19: 206. 1970.
- Fleischmanniopsis anomalochaeta* R. King & H. Robinson, *Phytologia* 36: 195. 1977.
- Fleischmanniopsis langmaniae* R. King & H. Robinson, *Phytologia* 36: 196. 1977.
- Fleischmanniopsis leucocephala* (Benth.) R. King & H. Robinson, *Phytologia* 21: 403. 1971.
- Fleischmanniopsis mendax* (Standley & Steyerem.) R. King & H. Robinson, *Phytologia* 21: 403. 1971.
- Fleischmanniopsis nubigenoides* (B. Robinson) R. King & H. Robinson, *Phytologia* 21: 404. 1971.
- Flyriella chrysostyla* (B. Robinson) R. King & H. Robinson, *Phytologia* 24: 69. 1972.
- Flyriella harrimanii* R. King & H. Robinson, *Phytologia* 50: 380. 1982.
- Flyriella leonensis* (B. Robinson) R. King & H. Robinson, *Phytologia* 24: 69. 1972.
- Flyriella parryi* (A. Gray) R. King & H. Robinson, *Phytologia* 24: 69. 1972.
- Flyriella sphenopoda* (B. Robinson) R. King & H. Robinson, *Phytologia* 24: 69. 1972.
- Flyriella stanfordii* R. King & H. Robinson, *Phytologia* 24: 69. 1972.
- Garberia fruticosa* (Nutt.) A. Gray, *Proc. Acad. Nat. Sci. Philadelphia* 380. 1879. = *Garberia heterophylla* (Bartram) Merr. & Harper.
- Garberia heterophylla* (Bartram) Merr. & Harper, *Bartonia* 23: 24. 1945.
- Gardnerina angustata* (Gardner) R. King & H. Robinson, *Phytologia* 49: 2. 1981.
- Gongrostylus costaricensis* (Kuntze) R. King & H. Robinson, *Phytologia* 24: 388. 1972.
- Goyazianthus tetrastichus* (B. Robinson) R. King & H. Robinson, *Phytologia* 37: 462. 1977.
- Grazielia anethifolia* (DC.) R. King & H. Robinson, *Phytologia* 23: 305. 1972. = *Mikania anethifolia* (DC.) Matzenbacher.
- Grazielia bishopii* R. King & H. Robinson, *Phytologia* 49: 285. 1981.
- Grazielia coriacea* (Scheele) R. King & H. Robinson, *Phytologia* 23: 305. 1972. = *Symphypappus reticulatus* Baker.
- Grazielia dimorpholepis* (Baker) R. King & H. Robinson, *Phytologia* 23: 306. 1972.
- Grazielia gaudichaudeana* (DC.) R. King & H. Robinson, *Phytologia* 23: 306. 1972.
- Grazielia intermedia* (DC.) R. King & H. Robinson, *Phytologia* 23: 306. 1972.
- Grazielia mollicoma* (B. Robinson) R. King & H. Robinson, *Phytologia* 49: 5. 1981.
- Grazielia mollissima* (Schultz-Bip. ex Baker) R. King & H. Robinson, *Phytologia* 23: 306. 1972.
- Grazielia multifida* (DC.) R. King & H. Robinson, *Phytologia* 23: 306. 1972.
- Grazielia nummularia* (Hook. & Arn.) R. King & H. Robinson, *Phytologia* 23: 306. 1972.
- Grazielia schultzei* R. King & H. Robinson, *Phytologia* 49: 286. 1981.
- Grazielia serrata* (Sprengel) R. King & H. Robinson, *Phytologia* 23: 306. 1972.
- Grisebachianthus carsticola* (Borh. & Muniz) R. King & H. Robinson, *Phytologia* 32: 270. 1975.
- Grisebachianthus holquinensis* (B. Robinson) R. King & H. Robinson, *Phytologia* 32: 270. 1975.

- Grisebanchianthus hypoleucus* (Griseb.) R. King & H. Robinson, *Phytologia* 32: 270. 1975.
- Grisebanchianthus lantanifolius* (Griseb.) R. King & H. Robinson, *Phytologia* 32: 270. 1975.
- Grisebanchianthus libanotica* (Schultz-Bip.) R. King & H. Robinson, *Phytologia* 32: 270. 1975.
- Grisebanchianthus mayarensis* (Alain) R. King & H. Robinson, *Phytologia* 32: 270. 1975.
- Grisebanchianthus nipensis* (B. Robinson) R. King & H. Robinson, *Phytologia* 32: 270. 1975.
- Grisebanchianthus plucheoides* (Griseb.) R. King & H. Robinson, *Phytologia* 32: 270. 1975.
- Grosvenoria campii* R. King & H. Robinson, *Phytologia* 39: 138. 1978.
- Grosvenoria coelocaulis* (B. Robinson) R. King & H. Robinson, *Phytologia* 30: 222. 1975.
- Grosvenoria hypargyra* (B. Robinson) R. King & H. Robinson, *Phytologia* 30: 222. 1975.
- Grosvenoria rimbachii* (B. Robinson) R. King & H. Robinson, *Phytologia* 30: 222. 1975.
- Guayania bulbosa* (Aristeg.) R. King & H. Robinson, *Phytologia* 22: 162. 1971.
- Guayania cerasifolia* (Baker) R. King & H. Robinson, *Phytologia* 21: 303. 1971.
- Guayania crassicaulis* (Steyerm.) R. King & H. Robinson, *Phytologia* 49: 5. 1981.
- Guayania davidsei* R. King & H. Robinson, *Ann. Missouri Bot. Gard.* 64: 366(-368). 1977. = *Guayania crassicaulis* (Steyerm.) R. King & H. Robinson.
- Guayania penninervata* (Wurd.) R. King & H. Robinson, *Phytologia* 21: 303. 1971.
- Guayania roupalifolia* (B. Robinson) R. King & H. Robinson, *Phytologia* 21: 303. 1971.
- Guayania yaviana* (Lasser & Maguire) R. King & H. Robinson, *Phytologia* 21: 303. 1971.
- Guevaria alvaroi* R. King & H. Robinson, *Phytologia* 29: 260. 1974.
- Guevaria loxensis* (Blake & Steyerm.) R. King & H. Robinson, *Phytologia* 29: 261. 1974.
- Guevaria sodiroi* (Hieron. in Sodiro) R. King & H. Robinson, *Phytologia* 29: 261. 1974.
- Guevaria Vargasii* (Chung) R. King & H. Robinson, *Phytologia* 29: 261. 1974.
- Gymnocondylus galeopsisifolius* (Gardner) R. King & H. Robinson, *Phytologia* 24: 394. 1972.
- Gymnocoronis attenuata* DC., *Prodr.* 5: 106. 1836. = *Gymnocoronis spilanthoides* DC.
- Gymnocoronis latifolia* Hook. & Arn., *Bot. Beechey Voy.* 296. 1838.
- Gymnocoronis matudae* R. King & H. Robinson, *Phytologia* 29: 10. 1974.
- Gymnocoronis nutans* (Greenman) R. King & H. Robinson, *Phytologia* 29: 10. 1974.
- Gymnocoronis sessilis* S. F. Blake, *Proc. Biol. Soc. Wash.* 36: 179. 1923.
- Gymnocoronis spilanthoides* DC., *Prodr.* 7: 266. 1838.
- Gymnocoronis subcordata* DC., *Prodr.* 5: 106. 1836. = *Gymnocoronis spilanthoides* DC.
- Gyptidium militare* (B. Robinson) R. King & H. Robinson, *Phytologia* 23: 311. 1972.
- Gyptidium trichobasis* (Baker) R. King & H. Robinson, *Phytologia* 23: 311. 1972.
- Gyptis alternifolia* [Schultz-Bip. ex Baker] R. King & H. Robinson, *Phytologia* 21: 23. 1971. = *Gyptis crassipes* (Hieron.) R. King & H. Robinson.
- Gyptis artemisifolia* (Griseb.) R. King & H. Robinson, *Phytologia* 21: 23. 1971.
- Gyptis baccharoides* Schultz-Bip. ex Baker, *Fl. Bras.* 6(2): 366. 1876, nom. nud. = *Bahianthus viscosus* (Sprengel) R. King & H. Robinson.
- Gyptis commersonii* Cass., *Dict. Sci. Nat.* 20: 178. 1821.
- Gyptis crassipes* (Hieron.) R. King & H. Robinson, *Phytologia* 37: 458. 1977.
- Gyptis inornata* R. King & H. Robinson, *Phytologia* 21: 24. 1971.
- Gyptis lanigera* (Hook. & Arn.) R. King & H. Robinson, *Phytologia* 21: 24. 1971.
- Gyptis oblongifolia* (Sprengel) Schultz-Bip. ex Baker, *Fl. Bras.* 6(2): 333. 1876, nom. nud. = *Stomatanthes oblongifolius* (Sprengel) H. Robinson.
- Gyptis peucedanifolia* Schultz-Bip. ex Baker, *Fl. Bras.* 6(2): 315. 1876, nom. nud. = *Gyptis pinnatifida* Cass.
- Gyptis pinnatifida* Cass., *Dict. Sci. Nat.* 20: 178. 1821.
- Gyptis vernoniopsis* (Schultz-Bip. ex Baker) R. King & H. Robinson, *Phytologia* 21: 24. 1971.
- Haberlea affinis* Pohl ex Baker, *Fl. Bras.* 6(2): 343. 1876, nom. nud. = *Praxelis kleinioides* (H. B. K.) Schultz-Bip.
- Haberlea dentata* Pohl ex Baker, *Fl. Bras.* 6(2): 343. 1876, nom. nud. = *Praxelis kleinioides* (H. B. K.) Schultz-Bip.
- Haberlea divaricata* Pohl ex Baker, *Fl. Bras.* 6(2): 344. 1876, nom. nud. = *Praxelis pauciflora* (H. B. K.) R. King & H. Robinson.
- Haberlea pinnata* Pohl ex Baker, *Fl. Bras.* 6(2): 199. 1876, nom. nud. = *Lomatozona artemisiaefolia* Baker.
- Haberlea sperguloides* Pohl ex Baker, *Fl. Bras.* 6(2): 341. 1876, nom. nud. = *Praxelis capillaris* (DC.) Schultz-Bip.
- Hartwrightia floridana* A. Gray ex S. Watson, *Proc. Amer. Acad. Arts* 23: 265. 1888.
- Hatschbachiella polyclada* (Dusen ex Malme) R. King & H. Robinson, *Phytologia* 23: 394. 1972.
- Hatschbachiella tweediana* (Hook. & Arn.) R. King & H. Robinson, *Phytologia* 23: 394. 1972.
- Hebeclinium atrorubens* Lemaire, *Ill. Hort.* 9: T. 310. 1862. = *Bartlettina sordida* (Less.) R. King & H. Robinson.
- Hebeclinium beneolens* (B. Robinson) R. King & H. Robinson, *Phytologia* 31: 313. 1975.
- Hebeclinium brevipetiolatum* Schultz-Bip. ex Klatt, *Leopoldina* 20: 90. 1884. = *Bartlettina brevipetiolata* (Schultz-Bip. ex Klatt) R. King & H. Robinson.
- Hebeclinium bullatissimum* (B. Robinson) R. King & H. Robinson, *Phytologia* 21: 299. 1971.
- Hebeclinium costaricense* R. King & H. Robinson, *Phytologia* 23: 407. 1972.
- Hebeclinium cuatrecasii* (R. King & H. Robinson) R. King & H. Robinson, *Phytologia* 21: 299. 1971. = *Hebeclinium killipii* (B. Robinson) R. King & H. Robinson.
- Hebeclinium ehrenbergii* Schultz-Bip. ex Hemsley, *Biol. Cent.-Amer., Bot.* 2: 94. 1881, nom. nud. = *Bartlettina macrocephala* (Benth.) R. King & H. Robinson.
- Hebeclinium erioclinium* (B. Robinson) R. King & H. Robinson, *Phytologia* 21: 299. 1971.
- Hebeclinium gentryi* R. King & H. Robinson, *Ann. Missouri Bot. Gard.* 64: 368(-370). 1977.
- Hebeclinium guapulense* (Klatt) R. King & H. Robinson, *Phytologia* 21: 299. 1971. = *Hebeclinium tetragonum* Benth.
- Hebeclinium guevarae* (R. King & H. Robinson) R. King & H. Robinson, *Phytologia* 21: 299. 1971.
- Hebeclinium hecatanthum* DC., *Prodr.* 5: 136. 1836. = *Urolepis hecatantha* (DC.) R. King & H. Robinson.
- Hebeclinium hygrophylaeum* (B. Robinson) R. King & H. Robinson, *Phytologia* 21: 299. 1971.
- Hebeclinium hylophorbium* (B. Robinson) R. King & H. Robinson, *Phytologia* 22: 162. 1971.
- Hebeclinium ianthinum* (Morren) Hook., *Bot. Mag. T.* 4574. 1851. = *Bartlettina sordida* (Less.) R. King & H. Robinson.
- Hebeclinium jajoense* (Aristeg.) R. King & H. Robinson, *Phytologia* 21: 299. 1971.

- Hebeclinium killipii* (B. Robinson) R. King & H. Robinson, *Phytologia* 32: 284. 1975.
- Hebeclinium knappiae* R. King & H. Robinson, *Phytologia* 54: 41. 1983, as "knappii."
- Hebeclinium lellingeri* R. King & H. Robinson, *Phytologia* 27: 389. 1974.
- Hebeclinium leucolithogenum* (B. Robinson) R. King & H. Robinson, *Phytologia* 31: 313. 1975. = *Critoniella leucolithogena* (B. Robinson) R. King & H. Robinson.
- Hebeclinium liebmannii* Schultz-Bip. ex Hemsley, *Biol. Cent.-Amer., Bot.* 2: 96. 1881, nom. nud. = *Decachaeta perornata* (Klatt) R. King & H. Robinson.
- Hebeclinium macrocephalum* Benth., *Pl. Hartw.* 42. 1840. = *Bartlettina macrocephala* (Benth.) R. King & H. Robinson.
- Hebeclinium macrophyllum* (L.) DC., *Prodr.* 5: 136. 1836.
- Hebeclinium megalophyllum* Lemaire, *Ill. Hort.* 9: misc. 73. 1862. = *Bartlettina sordida* (Less.) R. King & H. Robinson, ?
- Hebeclinium obtusisquamosum* (Hieron. ex Sodiro) R. King & H. Robinson, *Phytologia* 49: 5. 1981.
- Hebeclinium panamense* Carriere, *Rev. Hort.* 330. 1877. = *Bartlettina sordida* (Less.) R. King & H. Robinson.
- Hebeclinium phoenicticum* (B. Robinson) R. King & H. Robinson, *Phytologia* 21: 300. 1971.
- Hebeclinium recreense* (Hieron. in Urban) R. King & H. Robinson, *Phytologia* 53: 392. 1983.
- Hebeclinium reedii* R. King & H. Robinson, *Phytologia* 23: 406. 1972.
- Hebeclinium sericeum* (H. B. K.) R. King & H. Robinson, *Phytologia* 21: 300. 1971.
- Hebeclinium sordidum* (Less.) Schultz-Bip. ex Koster, *Blumea* 1: 494. 1935, nom. nud. = *Bartlettina sordida* (Less.) R. King & H. Robinson.
- Hebeclinium tepicanum* Hook. & Arn., *Bot. Beechey Voy.* 434. 1841. = *Critonia hebebotrya* DC.
- Hebeclinium tetragonum* Benth., *Pl. Hartw.* 198. 1845.
- Hebeclinium torondoyense* (V. Badillo) R. King & H. Robinson, *Phytologia* 21: 300. 1971.
- Hebeclinium urolepis* DC., *Prodr.* 5: 136. 1836. = *Urolepis hecatantha* (DC.) R. King & H. Robinson.
- Hebeclinium vestitum* R. King & H. Robinson, *Phytologia* 31: 313. 1975, nom. nov.
- Hebeclinium vitifolium* Schultz-Bip. ex Klatt, *Leopoldina* 20: 90. 1884, nom. nud. in syn. = *Eupatoriastrium triangulare* (DC.) B. Robinson.
- Helogyne apaloidea* Nutt., *Trans. Amer. Philos. Soc.* 7: 449. 1841.
- Helogyne calocephala* Matf., *Feddes Repert.* 19: 78. 1923.
- Helogyne fasciculata* Benth., *Bot. Voy. Sulphur* 20. T. 14. 1844. = *Hofmeisteria fasciculata* (Benth.) Brandegee.
- Helogyne ferreyrii* R. King & H. Robinson, *Phytologia* 27: 396. 1974.
- Helogyne fiebrigii* Hieron. in Urban, *Bot. Jahrb. Syst.* 40: 368. 1908. = *Helogyne straminea* (DC.) B. Robinson.
- Helogyne hutchisonii* R. King & H. Robinson, *Sida* 3(5): 327. 1969.
- Helogyne macrogyne* (Philippi) B. Robinson, *Proc. Amer. Acad. Arts* 42: 31. 1906.
- Helogyne straminea* (DC.) B. Robinson, *Proc. Amer. Acad. Arts* 55: 88. 1919.
- Helogyne tacaquirensis* Hieron. in Urban, *Bot. Jahrb. Syst.* 40: 369. 1908.
- Helogyne arenifolia* (Hook. & Arn.) Benth. Walp., *Repert. Bot. Syst.* 4: 457. 1847, nom. nud. in syn. = *Hofmeisteria arenifolia* (Hook. & Arn.) Walp.
- Helogyne virgata* (Rusby) B. Robinson, *Proc. Amer. Acad. Arts* 42: 31. 1906.
- Helogyne weberbaueri* B. Robinson, *Proc. Amer. Acad. Arts* 42: 32. 1906. = *Helogyne straminea* (DC.) B. Robinson.
- Heterocondylus alatus* (Vell. Conc.) R. King & H. Robinson, *Phytologia* 49: 5. 1981.
- Heterocondylus amphidictyus* (DC.) R. King & H. Robinson, *Phytologia* 24: 390. 1972.
- Heterocondylus decipiens* (Baker) R. King & H. Robinson, *Phytologia* 24: 390. 1972.
- Heterocondylus grandis* (Schultz-Bip. ex Baker) R. King & H. Robinson, *Phytologia* 24: 390. 1972.
- Heterocondylus itacolumiensis* (Schultz-Bip. ex Baker) R. King & H. Robinson, *Phytologia* 24: 390. 1972.
- Heterocondylus jaraguensis* (B. Robinson) R. King & H. Robinson, *Phytologia* 24: 390. 1972.
- Heterocondylus leptolepis* (Baker) R. King & H. Robinson, *Phytologia* 24: 390. 1972.
- Heterocondylus lysimachioides* (Chodat) R. King & H. Robinson, *Phytologia* 24: 391. 1972.
- Heterocondylus pandurifolius* (Baker) R. King & H. Robinson, *Phytologia* 24: 391. 1972.
- Heterocondylus pumilus* (Gardner) R. King & H. Robinson, *Phytologia* 24: 391. 1972.
- Heterocondylus reitzii* R. King & H. Robinson, *Phytologia* 24: 391. 1972.
- Heterocondylus vauthierianus* (DC.) R. King & H. Robinson, *Phytologia* 24: 391. 1972. = *Heterocondylus alatus* (Vell. Conc.) R. King & H. Robinson.
- Heterocondylus vitalbae* (DC.) R. King & H. Robinson, *Phytologia* 24: 391(-392). 1972.
- Heterolaena alpestris* Schultz-Bip. ex Baker, *Fl. Bras.* 6(2): 328. 1876, nom. nud. = *Grazielia serrata* (Sprengel) R. King & H. Robinson.
- Heterolaena anethifolia* Schultz-Bip. ex Baker, *Fl. Bras.* 6(2): 330. 1876, nom. nud. = *Mikania anethifolia* (DC.) Matzenbacher.
- Heterolaena conferta* Schultz-Bip. ex Baker, *Fl. Bras.* 6(2): 328. 1876, nom. nud. = *Grazielia serrata* (Sprengel) R. King & H. Robinson.
- Heterolaena gaudichaudiana* Schultz-Bip. ex Baker, *Fl. Bras.* 6(2): 329. 1876, nom. nud. = *Grazielia gaudichaudeana* (DC.) R. King & H. Robinson.
- Heterolaena intermedia* Schultz-Bip. ex Baker, *Fl. Bras.* 6(2): 329. 1876, nom. nud. = *Grazielia intermedia* (DC.) R. King & H. Robinson.
- Heterolaena involucrata* Schultz-Bip. ex Baker, *Fl. Bras.* 6(2): 331. 1876, nom. nud. = *Grazielia schultzii* R. King & H. Robinson.
- Heterolaena itapingensis* Schultz-Bip. ex Baker, *Fl. Bras.* 6(2): 329. 1876, nom. nud. = *Grazielia intermedia* (DC.) R. King & H. Robinson.
- Heterolaena leucodon* Schultz-Bip. ex Baker, *Fl. Bras.* 6(2): 330. 1876, nom. nud. = *Grazielia gaudichaudeana* (DC.) R. King & H. Robinson.
- Heterolaena mollissima* Schultz-Bip. ex Baker, *Fl. Bras.* 6(2): 331. 1876, nom. nud. = *Grazielia mollissima* (Schultz-Bip. ex Baker) R. King & H. Robinson.
- Heterolaena nitida* Schultz-Bip. ex Baker, *Fl. Bras.* 6(2): 370. 1876, nom. nud. = *Mikania nitida* (DC.) R. King & H. Robinson.
- Heterolaena orgyalis* Schultz-Bip. ex Baker, *Fl. Bras.* 6(2): 328. 1876, nom. nud. = *Grazielia serrata* (Sprengel) R. King & H. Robinson.
- Heterolaena serrata* Schultz-Bip. ex Baker, *Fl. Bras.* 6(2): 328. 1876, nom. nud. = *Grazielia serrata* (Sprengel) R. King & H. Robinson.
- Hofmeisteria crassifolia* S. Watson, *Proc. Amer. Acad. Arts* 24: 53. 1889.
- Hofmeisteria dissecta* (Hook. & Arn.) R. King & H. Robinson, *Phytologia* 12: 466. 1966.
- Hofmeisteria fasciculata* (Benth.) Walp., *Repert. Bot. Syst.* 6: 106. 1847.

- Hofmeisteria fasciculata* (Benth.) Brandegee, Proc. Calif. Acad. Sci. Ser. 2: 2: 167. 1889, comb. superfl. = *Hofmeisteria fasciculata* (Benth.) Walp.
- Hofmeisteria filifolia* I. M. Johnston, Proc. Calif. Acad. Sci. Ser. 4: 12: 1185. 1924.
- Hofmeisteria gentryi* Wiggins, Contr. Dudley Herb. 4: 25. 1950. = *Pleurocoronis gentryi* (Wiggins) R. King & H. Robinson.
- Hofmeisteria laphamioides* Rose in Vasey & Rose, Contr. U. S. Natl. Herb. 1: 79. 1890. = *Pleurocoronis laphamioides* (Rose) R. King & H. Robinson.
- Hofmeisteria plurisetata* A. Gray in Torrey, Pacif. Rail. Rep. 4: 96. T. 9. 1857. = *Pleurocoronis plurisetata* (A. Gray) R. King & H. Robinson.
- Hofmeisteria pubescens* S. Watson, Proc. Amer. Acad. Arts 24: 54. 1889. = *Hofmeisteria fasciculata* (Benth.) Walp.
- Hofmeisteria schaffneri* (A. Gray) R. King & H. Robinson, Phytologia 12: 467. 1966.
- Hofmeisteria sinaloensis* H. Gentry, Brittonia 6: 329. 1948.
- Hofmeisteria standleyi* (Blake) R. King & H. Robinson, Phytologia 12: 467. 1966.
- Hofmeisteria tenuis* (S. Watson) I. M. Johnston, Proc. Calif. Acad. Sci. Ser. 4: 12: 1188. 1924. = *Malperia tenuis* S. Watson.
- Hofmeisteria urenifolia* (Hook. & Arn.) Walp., Repert. Bot. Syst. 6: 106. 1847.
- Hofmeisteria viscosa* Nelson, Bot. Gaz. (Crawfordsville) 37: 263. 1904. = *Pleurocoronis plurisetata* (A. Gray) R. King & H. Robinson.
- Hughesia reginae* R. King & H. Robinson, Phytologia 47: 252. 1980.
- Hymenopappus matricarioides* Sprengel, Syst. Veg. 3: 450. 1826. = *Phania matricarioides* (Sprengel) Griseb.
- Idiothamnus clavisetus* (V. Badillo) R. King & H. Robinson, Phytologia 32: 279. 1975.
- Idiothamnus lilloi* (B. Robinson) R. King & H. Robinson, Phytologia 32: 279. 1975.
- Idiothamnus orgyaloides* (B. Robinson) R. King & H. Robinson, Phytologia 32: 279. 1975.
- Idiothamnus pseudorgyalis* R. King & H. Robinson, Phytologia 32: 279. 1975.
- Ilisia echandiensis* R. King & H. Robinson, Phytologia 56: 249. 1984.
- Ilisia repens* S. F. Blake, J. Wash. Acad. Sci. 47: 409. 1957.
- Imeria memorabilis* (Maguire & Wurd.) R. King & H. Robinson, Phytologia 32: 272. 1975.
- Imeria serratifolia* V. Badillo, Ernstia 30: 2. 1985.
- Ismaria glandulosa* Raf., Sylva Tellur. 117. 1838. = *Brickellia glandulosa* (Llave in Llave & Lex.) McVaugh.
- Isocarpha alternifolia* Cass., Dict. Sci. Nat. 24: 19. 1822. = *Isocarpha atriplicifolia* (L.) R. Br. ex DC.
- Isocarpha amellus* Sprengel ex DC., Prodr. 5: 493. 1836, nom. nud. = *Salmea scandens* (DC.) DC. HELIANTHEAE.
- Isocarpha amplexicaulis* B. Robinson ex C. Baker, W. Amer. Pl. 2: 21. 1903, nom. nud.
- Isocarpha angustata* Griseb., Fl. Brit. W. I. 376. 1861. = *Isocarpha oppositifolia* (L.) Cass.
- Isocarpha atriplicifolia* (L.) R. Br. ex DC., Prodr. 5: 106. 1836.
- Isocarpha berterii* Balbis ex DC., Prodr. 5: 140. 1836, nom. nud. = *Critonia dalea* (L.) DC.
- Isocarpha bilbergiana* Less. in Schlechtend. & Cham., Linnaea 6: 405. 1831. = *Isocarpha atriplicifolia* (L.) R. Br. ex DC.
- Isocarpha blepharolepis* Greenman, Publ. Field Mus. Nat. Hist., Bot. Ser. 2: 347. 1912. = *Isocarpha microcephala* (DC.) S. F. Blake.
- Isocarpha cubana* S. F. Blake, Contr. U. S. Natl. Herb. 22: 613. 1924. = *Isocarpha atriplicifolia* (L.) R. Br. ex DC.
- Isocarpha divaricata* Benth., Bot. Voy. Sulphur 110. T. 41. 1845. = *Isocarpha microcephala* (DC.) S. F. Blake.
- Isocarpha echioides* Less. in Schlechtend. & Cham., Linnaea 5: 141. T. 2. 1830. = *Ageratum echioides* (Less.) Hemsl.
- Isocarpha eupatorioides* Gardner, London J. Bot. 5: 456. 1846. = *Trichogonia menthaefolia* Gardner.
- Isocarpha fastigiata* Gardner, London J. Bot. 5: 455. 1846. = *Ageratum fastigiatum* (Gardner) R. King & H. Robinson.
- Isocarpha fistulosa* Keil & Stuessy, Syst. Bot. 6: 273. 1981.
- Isocarpha foliosa* Gardner, London J. Bot. 5: 457. 1846. = *Teixiranthus foliosus* (Gardner) R. King & H. Robinson.
- Isocarpha glabrata* S. F. Blake, Contr. U. S. Natl. Herb. 22: 614. 1924. = *Isocarpha oppositifolia* (L.) Cass.
- Isocarpha kunthii* Cass., Dict. Sci. Nat. 24: 19. 1822. = *Spilanthes leucantha* H. B. K. HELIANTHEAE.
- Isocarpha megacephala* Mattf., Notizbl. Bot. Gart. Berlin-Dahlem 9: 385. 1925.
- Isocarpha microcephala* (DC.) S. F. Blake, Proc. Biol. Soc. Wash. 39: 144. 1926.
- Isocarpha oppositifolia* (L.) Cass., Dict. Sci. Nat. 24: 19. 1822.
- Isocarpha pyrethraia* (L.) Cass., Dict. Sci. Nat. 26: 280. 1823. = *Spilanthes oleracea* L. HELIANTHEAE.
- Isocarpha tricephala* Cass., Dict. Sci. Nat. 26: 280. 1823. = *Isocarpha oppositifolia* (L.) Cass.
- Jaliscoa goldmani* (B. Robinson) R. King & H. Robinson, Phytologia 19: 427. 1970.
- Jaliscoa paleacea* (Cronq.) R. King & H. Robinson, Phytologia 19: 428. 1970.
- Jaliscoa pappifera* S. F. Blake, Contr. U. S. Natl. Herb. 22: 587. 1924. = *Jaliscoa pringlei* S. Watson.
- Jaliscoa pringlei* S. Watson, Proc. Amer. Acad. Arts 25: 153. 1890.
- Jaramilloa hylibates* (B. Robinson) R. King & H. Robinson, Phytologia 47: 118. 1980.
- Jaramilloa sanctae-martae* R. King & H. Robinson, Phytologia 47: 119. 1980.
- Jaumea tenuifolia* Klatt, Leopoldina 23: 146. 1887. = *Bartlettina karvinskiana* (DC.) R. King & H. Robinson.
- Kallophyllon crenatum* Pohl ex Baker, Fl. Bras. 6(2): 367. 1876, nom. nud. = *Symphopappus reticulatus* Baker.
- Kallophyllon ovatum* Pohl ex Baker, Fl. Bras. 6(2): 368. 1876, nom. nud. = *Symphopappus reticulatus* Baker.
- Kanimia celestini* Cuatrec., Trab. Mus. Nac. Ci. Nat., Ser. Bot. 29: 15. 1935, nom. nud. = *Eupatorium celestini* Cuatrec., *Ageratina* ?
- Kanimia colombiana* Rusby, Descr. S. Amer. Pl. 148. 1920. = *Ophryosporus heptanthus* (Schultz-Bip. ex Wedd.) R. King & H. Robinson.
- Kanimia corymbifolia* B. Robinson, Proc. Amer. Acad. Arts 47: 198. 1911. = *Mikania* .
- Kanimia corymbulosa* (Benth.) Jackson & Hook. f., Index Kew. 2: 3. 1894. = *Mikania corymbulosa* Benth.
- Kanimia cutervensis* (Hieron.) Hieron. in Urban, Bot. Jahrb. Syst. 40: 394. 1908. = *Mikania cutervensis* Hieron.
- Kanimia erithalina* (DC.) Benth. & Hook. ex Jackson & Hook. f., Index Kew. 2: 3. 1894, as "erythralina." = *Mikania nitida* (DC.) R. King & H. Robinson.
- Kanimia goyazensis* B. Robinson, Contr. Gray Herb. 75: 14. 1925. = *Mikania goyazensis* (B. Robinson) R. King & H. Robinson.
- Kanimia gracilis* Baker, Fl. Bras. 6(2): 371. 1876. = *Mikania bakeri* R. King & H. Robinson.
- Kanimia microphylla* B. Robinson, Contr. Gray Herb. 65: 54. 1922. = *Mikania* .
- Kanimia nitida* Baker, Fl. Bras. 6(2): 370. 1876. = *Mikania nitida* (DC.) R. King & H. Robinson.
- Kanimia oblongifolia* (DC.) Baker, Fl. Bras. 6(2): 369. 1876. = *Mikania oblongifolia* DC.
- Kanimia palustris* Gardner, London J. Bot. 6: 447. 1847. = *Mikania palustris* (Gardner) R. King & H. Robinson.

- Kanimia pohlii* Baker, Fl. Bras. 6(2): 370. 1876. = *Mikania pohlii* (Baker) R. King & H. Robinson.
- Kanimia purpurascens* Baker, Fl. Bras. 6(2): 371. 1876. = *Mikania purpurascens* (Baker) R. King & H. Robinson.
- Kanimia rufescens* (Schultz-Bip.) Hieron. in Urban, Bot. Jahrb. Syst. 40: 394. 1908. = *Mikania rufescens* Schultz-Bip. ex Baker.
- Kanimia strobilifera* Gardner, London J. Bot. 6: 447. 1847. = *Mikania oblongifolia* DC.
- Kaninia thapsoides* (DC.) Jackson & Hook. f., Index Kew. 2: 3. 1894. = *Mikania thapsoides* DC.
- Kaninia thapsoides* (DC.) Hieron., Bot. Jahrb. Syst. 22: 797. 1897, comb. superfl. = *Mikania thapsoides* DC.
- Kaninia vilascens* B. Robinson, Proc. Amer. Acad. Arts 47: 198. 1911. = *Mikania*.
- Kaunia arbuscularis* (B. Robinson) R. King & H. Robinson, Phytologia 47: 259. 1980.
- Kaunia camataguiensis* (Hieron.) R. King & H. Robinson, Phytologia 47: 259. 1980.
- Kaunia endyta* (B. Robinson) R. King & H. Robinson, Phytologia 47: 259. 1980.
- Kaunia eucosmoides* (B. Robinson) R. King & H. Robinson, Phytologia 47: 259. 1980.
- Kaunia grossidentata* (Hieron.) R. King & H. Robinson, Phytologia 47: 259. 1980.
- Kaunia gynoximorpha* (Rusby ex B. Robinson) R. King & H. Robinson, Phytologia 47: 259. 1980.
- Kaunia hosanensis* (B. Robinson) R. King & H. Robinson, Phytologia 47: 259. 1980.
- Kaunia ignorata* (Hieron.) R. King & H. Robinson, Phytologia 47: 259. 1980.
- Kaunia lasiophthalma* (Hieron.) R. King & H. Robinson, Phytologia 47: 259. 1980.
- Kaunia longipetiolata* (Schultz-Bip. ex Rusby) R. King & H. Robinson, Phytologia 47: 259. 1980.
- Kaunia pachanoi* (B. Robinson) R. King & H. Robinson, Phytologia 47: 260. 1980.
- Kaunia rufescens* (Lund ex DC.) R. King & H. Robinson, Phytologia 47: 260. 1980.
- Kaunia saltensis* (Hieron.) R. King & H. Robinson, Phytologia 47: 260. 1980.
- Kaunia uber* (B. Robinson) R. King & H. Robinson, Phytologia 47: 260. 1980.
- Kleinia alata* G. Meyer, Prim. Fl. Esseq. 249. 1818. = *Mikania micrantha* H. B. K.
- Kleinia selloi* Sprengel, Syst. Veg. Fl. Peruv. Chil. 3: 438. 1826. = *Stevia selloi* (Sprengel) B. Robinson.
- Koanophyllon adamantium* (Gardner) R. King & H. Robinson, Phytologia 32: 254. 1975.
- Koanophyllon albicanlis* (Schultz-Bip. ex Klatt) R. King & H. Robinson, Phytologia 22: 149. 1971.
- Koanophyllon andersonii* R. King & H. Robinson, Phytologia 46: 297. 1980.
- Koanophyllon atroglandulosum* (Alain) R. King & H. Robinson, Phytologia 32: 254. 1975.
- Koanophyllon ayapanoides* (Griseb.) R. King & H. Robinson, Phytologia 32: 254. 1975.
- Koanophyllon baccharifolium* (Gardner) R. King & H. Robinson, Phytologia 32: 255. 1975.
- Koanophyllon barahonense* (Urban) R. King & H. Robinson, Phytologia 32: 255. 1975.
- Koanophyllon breviflorum* (Alain) R. King & H. Robinson, Phytologia 32: 255. 1975.
- Koanophyllon bullescens* (B. Robinson) R. King & H. Robinson, Phytologia 32: 255. 1975.
- Koanophyllon cabaionum* (Urban & Ekman) R. King & H. Robinson, Phytologia 32: 255. 1975.
- Koanophyllon calcicola* (Urban) R. King & H. Robinson, Phytologia 32: 255. 1975.
- Koanophyllon celtidifolia* (Lam.) R. King & H. Robinson, Phytologia 22: 149. 1971.
- Koanophyllon chabrense* (Urban & Ekman) R. King & H. Robinson, Phytologia 32: 255. 1975.
- Koanophyllon chalceorithales* (B. Robinson) R. King & H. Robinson, Phytologia 32: 255. 1975.
- Koanophyllon clementis* (Alain) R. King & H. Robinson, Phytologia 32: 255. 1975.
- Koanophyllon conglabatum* (DC.) R. King & H. Robinson, Phytologia 45: 465. 1980.
- Koanophyllon consanguineum* (DC.) R. King & H. Robinson, Phytologia 32: 256. 1975.
- Koanophyllon correlliorum* (Plettman) R. King & H. Robinson, Phytologia 37: 458. 1977.
- Koanophyllon coulteri* (B. Robinson) R. King & H. Robinson, Phytologia 22: 149. 1971.
- Koanophyllon cubense* (DC.) R. King & H. Robinson, Phytologia 32: 256. 1975. = *Koanophyllon villosum* (Sw.) R. King & H. Robinson.
- Koanophyllon cynanchifolium* (DC.) R. King & H. Robinson, Phytologia 32: 256. 1975. = *Koanophyllon villosum* (Sw.) R. King & H. Robinson.
- Koanophyllon delpechianum* (Urban & Ekman) R. King & H. Robinson, Phytologia 32: 256. 1975.
- Koanophyllon dolicholepis* (Urban) R. King & H. Robinson, Phytologia 32: 256. 1975.
- Koanophyllon dolphinii* (Urban) R. King & H. Robinson, Phytologia 32: 256. 1975.
- Koanophyllon droserolepis* (B. Robinson) R. King & H. Robinson, Phytologia 32: 256. 1975.
- Koanophyllon dukei* R. King & H. Robinson, Phytologia 28: 68. 1974.
- Koanophyllon eitenii* R. King & H. Robinson, Phytologia 32: 256. 1975.
- Koanophyllon ekmanii* (B. Robinson) R. King & H. Robinson, Phytologia 32: 257. 1975.
- Koanophyllon flavidulum* (Urban & Ekman) R. King & H. Robinson, Phytologia 32: 257. 1975.
- Koanophyllon flexilis* (B. Robinson) R. King & H. Robinson, Phytologia 22: 150. 1971.
- Koanophyllon fuscum* (N. E. Br.) R. King & H. Robinson, Phytologia 32: 257. 1975.
- Koanophyllon gabbii* (Urban) R. King & H. Robinson, Phytologia 32: 258. 1975.
- Koanophyllon galeottii* (B. Robinson) R. King & H. Robinson, Wrightia 6(2): 25. 1978.
- Koanophyllon gibbosum* (Urban) R. King & H. Robinson, Phytologia 32: 258. 1975.
- Koanophyllon gracilicaule* (Schultz-Bip. ex B. Robinson) R. King & H. Robinson, Phytologia 32: 258. 1975.
- Koanophyllon gracilipes* (Urban) R. King & H. Robinson, Phytologia 32: 258. 1975.
- Koanophyllon grandiceps* (Wright) R. King & H. Robinson, Phytologia 49: 5. 1981.
- Koanophyllon grisebachianum* (Alain) R. King & H. Robinson, Phytologia 49: 5. 1981.
- Koanophyllon gundlachii* (Urban) R. King & H. Robinson, Phytologia 32: 258. 1975.
- Koanophyllon hammatocladum* (B. Robinson & Britton) R. King & H. Robinson, Phytologia 32: 258. 1975.
- Koanophyllon hardwarense* (Proctor ex C. Adams) R. King & H. Robinson, Phytologia 32: 258. 1975.
- Koanophyllon helianthenoides* (B. Robinson) R. King & H. Robinson, Phytologia 32: 258. 1975.
- Koanophyllon heptaneurum* (Urban) R. King & H. Robinson, Phytologia 32: 258. 1975.
- Koanophyllon hidroides* (B. Robinson) R. King & H. Robinson, Phytologia 32: 258. 1975.



- Koanophyllon hondurensis* (B. Robinson) R. King & H. Robinson, *Phytologia* 22: 150. 1971.
- Koanophyllon hotteanum* (Urban & Ekman) R. King & H. Robinson, *Phytologia* 32: 259. 1975.
- Koanophyllon huantae* (B. Robinson) R. King & H. Robinson, *Phytologia* 22: 150. 1971.
- Koanophyllon hylonoma* (B. Robinson) R. King & H. Robinson, *Phytologia* 22: 150. 1971.
- Koanophyllon hypomalaca* (B. Robinson ex D. Sm.) R. King & H. Robinson, *Phytologia* 22: 150. 1971.
- Koanophyllon incisum* R. King & H. Robinson, *Phytologia* 32: 259. 1975, nom. nov. = *Koanophyllon grisebachianum* (Alain) R. King & H. Robinson.
- Koanophyllon isillumense* (B. Robinson) R. King & H. Robinson, *Phytologia* 32: 259. 1975.
- Koanophyllon iteophyllum* (Urban & Ekman) R. King & H. Robinson, *Phytologia* 32: 259. 1975.
- Koanophyllon jaegerianum* (Urban) R. King & H. Robinson, *Phytologia* 32: 259. 1975.
- Koanophyllon jenssenii* (Urban) R. King & H. Robinson, *Phytologia* 32: 259. 1975.
- Koanophyllon jugipaniculatum* (Rusby) R. King & H. Robinson, *Phytologia* 32: 259. 1975.
- Koanophyllon juninense* (B. Robinson) R. King & H. Robinson, *Phytologia* 32: 259. 1975.
- Koanophyllon kavanayense* (V. Badillo) R. King & H. Robinson, *Phytologia* 32: 260. 1975.
- Koanophyllon lindenianum* (A. Rich.) R. King & H. Robinson, *Phytologia* 32: 260. 1975. = *Koanophyllon villosum* (Sw.) R. King & H. Robinson.
- Koanophyllon littorale* R. King & H. Robinson, *Phytologia* 32: 260. 1975, nom. nov.
- Koanophyllon lobatifolia* (Cabrera) R. King & H. Robinson, *Phytologia* 29: 123. 1974.
- Koanophyllon longifolia* (B. Robinson) R. King & H. Robinson, *Phytologia* 22: 150. 1971.
- Koanophyllon maestrense* (Urban) R. King & H. Robinson, *Phytologia* 32: 260. 1975.
- Koanophyllon mesoreopolium* (B. Robinson) R. King & H. Robinson, *Phytologia* 32: 260. 1975.
- Koanophyllon microchaetum* (Urban & Ekman) R. King & H. Robinson, *Phytologia* 32: 260. 1975.
- Koanophyllon mimica* (Standley & Steyerl.) R. King & H. Robinson, *Phytologia* 22: 150. 1971.
- Koanophyllon minutifolium* (Alain) R. King & H. Robinson, *Phytologia* 32: 260. 1975.
- Koanophyllon miragoanae* (Urban) R. King & H. Robinson, *Phytologia* 32: 260. 1975.
- Koanophyllon montanum* (Sw.) R. King & H. Robinson, *Phytologia* 32: 261. 1975.
- Koanophyllon mornicola* (Urban & Ekman) R. King & H. Robinson, *Phytologia* 32: 261. 1975.
- Koanophyllon muricatum* (Alain) R. King & H. Robinson, *Phytologia* 32: 261. 1975.
- Koanophyllon myrtilloides* (DC.) R. King & H. Robinson, *Phytologia* 32: 261. 1975.
- Koanophyllon nervosum* (Sw.) R. King & H. Robinson, *Phytologia* 32: 261. 1975.
- Koanophyllon nudiflorum* (A. Rich.) R. King & H. Robinson, *Phytologia* 32: 261. 1975.
- Koanophyllon obtusissimum* (DC.) R. King & H. Robinson, *Phytologia* 32: 261. 1975.
- Koanophyllon oligadenium* (Alain) R. King & H. Robinson, *Phytologia* 32: 261. 1975.
- Koanophyllon pachyneurum* (Urban) R. King & H. Robinson, *Phytologia* 32: 261. 1975.
- Koanophyllon palmeri* (A. Gray) R. King & H. Robinson, *Phytologia* 22: 150. 1971.
- Koanophyllon panamensis* R. King & H. Robinson, *Phytologia* 28: 67. 1974.
- Koanophyllon paucicrenatum* (Urban & Ekman) R. King & H. Robinson, *Phytologia* 32: 261. 1975.
- Koanophyllon phanioides* (Urban & Ekman) R. King & H. Robinson, *Phytologia* 32: 262. 1975.
- Koanophyllon picardae* (Urban) R. King & H. Robinson, *Phytologia* 32: 262. 1975.
- Koanophyllon pitomanum* (Urban & Ekman) R. King & H. Robinson, *Phytologia* 32: 262. 1975.
- Koanophyllon pittieri* (Klatt) R. King & H. Robinson, *Phytologia* 22: 150. 1971.
- Koanophyllon plicata* (Urban) R. King & H. Robinson, *Phytologia* 22: 150. 1971. = *Koanophyllon tinctorium* Arruda.
- Koanophyllon polyodon* (Urban) R. King & H. Robinson, *Phytologia* 32: 262. 1975.
- Koanophyllon polystictum* (Urban) R. King & H. Robinson, *Phytologia* 32: 262. 1975.
- Koanophyllon porphyrocladum* (Urban & Ekman) R. King & H. Robinson, *Phytologia* 32: 262. 1975.
- Koanophyllon prinodes* (B. Robinson) R. King & H. Robinson, *Phytologia* 32: 262. 1975.
- Koanophyllon pseudoperfoliata* (Schultz-Bip. ex Klatt) R. King & H. Robinson, *Phytologia* 22: 150. 1971.
- Koanophyllon puberulum* (DC.) R. King & H. Robinson, *Phytologia* 32: 262. 1975.
- Koanophyllon quisqueyanum* (Alain) R. King & H. Robinson, *Phytologia* 49: 5. 1981.
- Koanophyllon ravenii* R. King & H. Robinson, *Phytologia* 22: 150. 1971.
- Koanophyllon reversum* (Urban) R. King & H. Robinson, *Phytologia* 32: 263. 1975.
- Koanophyllon reyrobinsonii* B. Turner, *Phytologia* 52: 495. 1983. = *Koanophyllon longifolia* (B. Robinson) R. King & H. Robinson.
- Koanophyllon rhexioides* (B. Robinson) R. King & H. Robinson, *Phytologia* 32: 263. 1975.
- Koanophyllon richardsonii* B. Turner, *Phytologia* 52: 496. 1983. = *Koanophyllon gracilicaule* (Schultz-Bip. ex B. Robinson) R. King & H. Robinson.
- Koanophyllon rubroviolaceum* (Urban & Ekman) R. King & H. Robinson, *Phytologia* 32: 263. 1975.
- Koanophyllon sagasteguii* R. King & H. Robinson, *Phytologia* 54: 42. 1983.
- Koanophyllon scabriusculum* (Urban & Ekman) R. King & H. Robinson, *Phytologia* 32: 263. 1975.
- Koanophyllon sciatraphes* (B. Robinson) R. King & H. Robinson, *Phytologia* 32: 263. 1975.
- Koanophyllon selleanum* (Urban) R. King & H. Robinson, *Phytologia* 32: 263. 1975.
- Koanophyllon semicrenatum* (Urban) R. King & H. Robinson, *Phytologia* 32: 263. 1975.
- Koanophyllon silvaticum* (B. Robinson) R. King & H. Robinson, *Phytologia* 32: 263. 1975.
- Koanophyllon simile* (Proctor) R. King & H. Robinson, *Phytologia* 32: 263. 1975.
- Koanophyllon simillima* (B. Robinson) R. King & H. Robinson, *Phytologia* 22: 151. 1971.
- Koanophyllon solidaginifolia* (A. Gray) R. King & H. Robinson, *Phytologia* 22: 151. 1971.
- Koanophyllon solidaginoides* (H. B. K.) R. King & H. Robinson, *Phytologia* 22: 151. 1971.
- Koanophyllon sorensenii* R. King & H. Robinson, *Phytologia* 23: 395. 1972.
- Koanophyllon standleyi* (B. Robinson) R. King & H. Robinson, *Phytologia* 22: 151. 1971.
- Koanophyllon stipulifera* (Rusby) R. King & H. Robinson, *Phytologia* 22: 151. 1971.

- Koanophyllon subpurpureum* (Urban & Ekman) R. King & H. Robinson, *Phytologia* 32: 264. 1975.
- Koanophyllon tapeinanthum* (Urban) R. King & H. Robinson, *Phytologia* 32: 264. 1975.
- Koanophyllon tatei* (B. Robinson) R. King & H. Robinson, *Phytologia* 32: 264. 1975.
- Koanophyllon tetranthum* (Griseb.) R. King & H. Robinson, *Phytologia* 32: 264. 1975.
- Koanophyllon thysanolepis* (B. Robinson) R. King & H. Robinson, *Phytologia* 32: 264. 1975.
- Koanophyllon tinctorium* Arruda, *Diss. Pl. Brazil* 38. 1810.
- Koanophyllon tricephalotes* (Schultz-Bip. ex Baker) R. King & H. Robinson, *Phytologia* 32: 265. 1975.
- Koanophyllon triradiatum* (Urban) R. King & H. Robinson, *Phytologia* 32: 265. 1975.
- Koanophyllon turquiensis* (Alain) Borh., *ERROR* 29: 210. 1983.
- Koanophyllon villosum* (Sw.) R. King & H. Robinson, *Phytologia* 32: 265. 1975.
- Koanophyllon wetmorei* (B. Robinson) R. King & H. Robinson, *Phytologia* 28: 67. 1974.
- Kuhnia adenolepis* B. Robinson, *Proc. Amer. Acad. Arts* 47: 201. 1911. = *Brickellia adenolepis* (B. Robinson) Shinn.
- Kuhnia albicaulis* Raf., *New Fl.* 4: 105. 1838, ignota.
- Kuhnia altaica* Raf., *New Fl.* 1: 79. 1836, nom. superfl. = *Brickellia eupatorioides* (L.) Shinn.
- Kuhnia arabica* Hochst. & Steudel ex DC., *Prodr.* 7: 267. 1838. = *Pegolettia senegalensis* Cass. INULEAE.
- Kuhnia arguta* H. B. K., *Nov. Gen. Sp.* 4: 82. Ed. Folio. 1818. = *Trichogonia arguta* (H. B. K.) Benth. & Hook. f. ex Klatt.
- Kuhnia baccharoides* DC., *Prodr.* 5: 127. 1836. = *Bahianthus viscosus* (Sprengel) R. King & H. Robinson.
- Kuhnia chlorolepis* Wooton & Standley, *Contr. U. S. Natl. Herb.* 16: 177. 1913. = *Brickellia chlorolepis* (Wooton) Shinn.
- Kuhnia cinerea* Raf., *New Fl.* 4: 106. 1838. = *Brickellia eupatorioides* (L.) Shinn.
- Kuhnia critonia* Willd., *Sp. Pl.* 3: 1773. 1803. = *Brickellia eupatorioides* (L.) Shinn.
- Kuhnia dasypia* Raf., *Herb. Raf.* 30. 1833, *New Fl.* 1: 79. 1836. = *Brickellia eupatorioides* (L.) Shinn.
- Kuhnia divaricata* Raf., *New Fl.* 4: 105. 1838. = *Brickellia eupatorioides* (L.) Shinn.
- Kuhnia elliptica* Raf., *New Fl.* 1: 76, 79. 1836. = *Brickellia eupatorioides* (L.) Shinn.
- Kuhnia eupatorioides* L., *Sp. Pl.*, ed. 2, 1662. 1762-1763. = *Brickellia eupatorioides* (L.) Shinn.
- Kuhnia fitzpatricki* Nelson, *Bot. Gaz. (Crawfordsville)* 31: 402. 1901. = *Brickellia eupatorioides* (L.) Shinn.
- Kuhnia frutescens* Hornem., *Hort. Bot. Hafn.* 2: 79. 1815, ignota.
- Kuhnia fruticosa* Vent. ex Steudel, *Nomencl. Bot.* 1: 322. 1821, nom. nud. = *Kuhnia frutescens* Hornem.
- Kuhnia fulva* Raf., *New Fl.* 1: 80. 1836. = *Brickellia eupatorioides* (L.) Shinn.
- Kuhnia glabra* Raf., *Herb. Raf.* 29. 1833, *New Fl.* 1: 79. 1836. = *Brickellia eupatorioides* (L.) Shinn.
- Kuhnia glabrata* DC., *Prodr.* 5: 127. 1836. = *Stomatanthes oblongifolius* (Sprengel) H. Robinson.
- Kuhnia glomerata* Raf., *New Fl.* 4: 105. 1838. = *Brickellia eupatorioides* (L.) Shinn.
- Kuhnia glutinosa* Ellis, *Sketch Bot. S. Carolina* 2: 292. 1822?. = *Brickellia eupatorioides* (L.) Shinn.
- Kuhnia gooddingi* Nelson, *Bot. Gaz. (Crawfordsville)* 31: 402. 1901. = *Brickellia eupatorioides* (L.) Shinn.
- Kuhnia hirtiflora* DC., *Prodr.* 5: 127. 1836. = *Trichogonia hirtiflora* (DC.) Schultz-Bip. ex Baker.
- Kuhnia hitchcocki* Nelson, *Bot. Gaz. (Crawfordsville)* 31: 403. 1901. = *Brickellia eupatorioides* (L.) Shinn.
- Kuhnia icosantha* Schultz-Bip., *Linnaea* 22: 572. 1849, nom. nud. = *Trichogoniopsis podocarpa* (DC.) R. King & H. Robinson.
- Kuhnia jacobaea* Lunell, *Amer. Midl. Naturalist* 5: 36. 1917. = *Brickellia eupatorioides* (L.) Shinn.
- Kuhnia kuhnia* (Gaertner) Mohr, *Bull. Torrey Bot. Club* 24: 28. 1897, taut. illeg. = *Brickellia eupatorioides* (L.) Shinn.
- Kuhnia latifolia* Raf., *New Fl.* 4: 105. 1838. = *Brickellia eupatorioides* (L.) Shinn.
- Kuhnia leptophylla* Scheele, *Linnaea* 21: 598. 1848. = *Brickellia leptophylla* (Scheele) Shinn.
- Kuhnia linearifolia* Sprengel, *Syst. Veg. Fl. Peruv. Chil.* 3: 439. 1826. = *Jaumea linearis* Pers. HELIANTHEAE.
- Kuhnia macrantha* Buckley, *Proc. Amer. Acad. Arts* 13(1861): 456. 1861. = *Brickellia eupatorioides* (L.) Shinn.
- Kuhnia maximiliani* Sinning, *Allg. Gartenzeitung* 7: 138. 1839. = *Brickellia eupatorioides* (L.) Shinn.
- Kuhnia media* Raf., *Herb. Raf.* 30. 1833, *New Fl.* 1: 76. 1836. = *Brickellia eupatorioides* (L.) Shinn.
- Kuhnia microphylla* Shinn., *Wrightia* 1: 127. 1946. = *Brickellia schaffneri* (A. Gray) Shinn.
- Kuhnia mosieri* Small, *Man. S. E. Fl.* 1329. 1933. = *Brickellia mosieri* (Small) Shinn.
- Kuhnia multiramea* Turcz., *Bull. Soc. Imp. Naturalistes Moscou* 24(1): 168. 1851. = *Ophryosporus triangularis* Meyen.
- Kuhnia oreithales* B. Robinson, *Proc. Amer. Acad. Arts* 54: 263. 1918. = *Brickellia oreithales* (B. Robinson) Shinn.
- Kuhnia paniculata* Cass., *Dict. Sci. Nat.* 24: 516. 1822. = *Brickellia eupatorioides* (L.) Shinn.
- Kuhnia pinnata* J. Gmelin, *Syst. Nat.* 375. 1791. = *Petalostemum corymbosum* Michaux. LEGUMINOSAE.
- Kuhnia podocarpa* DC., *Prodr.* 5: 127. 1836. = *Trichogoniopsis podocarpa* (DC.) R. King & H. Robinson.
- Kuhnia pubescens* Raf., *New Fl.* 1: 80. 1836. = *Brickellia eupatorioides* (L.) Shinn.
- Kuhnia pyrifolia* Martius, *Pl. Hort. Erlang.* 175. 1840. = *Kuhnia rosmarinifolia* Vent.
- Kuhnia pyrifolia* Martius ex Steudel, *Nomencl. Bot.* 1: 851. 1840, nom. nud. = *Kuhnia rosmarinifolia* Vent.
- Kuhnia reticulata* Nelson, *Bot. Gaz. (Crawfordsville)* 31: 403. 1901. = *Brickellia eupatorioides* (L.) Shinn.
- Kuhnia rosmarinifolia* Vent., *Descr. Pl. Nouv. T.* 91. 1803-1804, ignota.
- Kuhnia schaffneri* A. Gray, *Proc. Amer. Acad. Arts* 17: 207. 1882. = *Brickellia schaffneri* (A. Gray) Shinn.
- Kuhnia spicata* (L.) Baillon, *Hist. Pl.* 8: 298. 1882. = *Liatrix spicata* (L.) Willd.
- Kuhnia suaveolens* Fresen., *Enum. Sem. Hort. Francof.* 22. 1838?. = *Brickellia eupatorioides* (L.) Shinn.
- Kuhnia suaveolens* Fresen., *Linnaea* 13. Litt. 94. 1839. = *Brickellia eupatorioides* (L.) Shinn.
- Kuhnia triplinervis* S. F. Blake, *Contr. U. S. Natl. Herb.* 22: 591. 1924. = *Brickellia oreithales* (B. Robinson) Shinn.
- Kuhnia tuberosa* Raf., *Herb. Raf.* 30. 1833, *New Fl.* 1: 80. 1836. = *Brickellia eupatorioides* (L.) Shinn.
- Kuhnia villosa* Sprengel, *Syst. Veg. Fl. Peruv. Chil.* 3: 439. 1826. = *Trichogonia villosa* Schultz-Bip. ex Baker.
- Kuhnia virgata* Raf., *New Fl.* 4: 105. 1838. = *Brickellia eupatorioides* (L.) Shinn.
- Kyrstenia aboriginum* (E. Greene) E. Greene, *Leafl. Bot. Observ. Crit.* 1: 8. 1903. = *Ageratina altissima* (L.) R. King & H. Robinson.
- Kyrstenia acuta* E. Greene, *Leafl. Bot. Observ. Crit.* 1: 11. 1903. = *Tamaulipa azurea* (DC.) R. King & H. Robinson.
- Kyrstenia ageratifolia* (DC.) E. Greene, *Leafl. Bot. Observ. Crit.* 1: 9. 1903. = *Ageratina havanensis* (H. B. K.) R. King & H. Robinson.
- Kyrstenia altissima* (L.) E. Greene, *Leafl. Bot. Observ. Crit.* 1: 8. 1903. = *Ageratina altissima* (L.) R. King & H. Robinson.
- Kyrstenia amplifolia* (A. Gray) E. Greene, *Leafl. Bot. Observ.*

- Crit. 1: 9. 1903. = *Ageratina rubricaulis* (H. B. K.) R. King & H. Robinson.
- Kyrstenia amplissima* E. Greene, Leafl. Bot. Observ. Crit. 1: 10. 1903. = *Ageratina crenaea* (B. Robinson) R. King & H. Robinson.
- Kyrstenia angustata* (A. Gray) E. Greene, Leafl. Bot. Observ. Crit. 1: 8. 1903. = *Ageratina altissima* (L.) R. King & H. Robinson.
- Kyrstenia arizonica* (A. Gray) E. Greene, Leafl. Bot. Observ. Crit. 1: 9. 1903. = *Ageratina herbacea* (A. Gray) R. King & H. Robinson.
- Kyrstenia aromatica* (L.) E. Greene, Leafl. Bot. Observ. Crit. 1: 8. 1903. = *Ageratina aromatica* (L.) Spach.
- Kyrstenia bellidifolia* (Benth.) E. Greene, Leafl. Bot. Observ. Crit. 1: 9. 1903. = *Ageratina bellidifolia* (Benth.) R. King & H. Robinson.
- Kyrstenia benthami* (Klatt) E. Greene, Leafl. Bot. Observ. Crit. 1: 9. 1903. = *Bartlettina macrocephala* (Benth.) R. King & H. Robinson.
- Kyrstenia betulaeifolia* E. Greene, Leafl. Bot. Observ. Crit. 1: 10. 1903. = *Ageratina betulaeifolia* (E. Greene) R. King & H. Robinson.
- Kyrstenia borealis* (E. Greene) E. Greene, Leafl. Bot. Observ. Crit. 1: 8. 1903. = *Ageratina altissima* (L.) R. King & H. Robinson.
- Kyrstenia brevipes* (DC.) E. Greene, Leafl. Bot. Observ. Crit. 1: 9. 1903. = *Ageratina brevipes* (DC.) R. King & H. Robinson.
- Kyrstenia calaminthaefolia* (H. B. K.) E. Greene, Leafl. Bot. Observ. Crit. 1: 9. 1903. = *Ageratina calaminthaefolia* (H. B. K.) R. King & H. Robinson.
- Kyrstenia calophylla* E. Greene, Leafl. Bot. Observ. Crit. 1: 11. 1903. = *Ageratina calophylla* (B. Robinson) R. King & H. Robinson.
- Kyrstenia ceanothifolia* (Muhlenb. in Willd.) E. Greene, Leafl. Bot. Observ. Crit. 1: 8. 1903. = *Ageratina aromatica* (L.) Spach.
- Kyrstenia ciliata* (Less.) E. Greene, Leafl. Bot. Observ. Crit. 1: 9. 1903. = *Ageratina ciliata* (Less.) R. King & H. Robinson.
- Kyrstenia coahuilensis* (A. Gray) E. Greene, Leafl. Bot. Observ. Crit. 1: 9. 1903. = *Phanerostylis coahuilensis* (A. Gray) R. King & H. Robinson.
- Kyrstenia collina* (DC.) E. Greene, Leafl. Bot. Observ. Crit. 1: 9. 1903. = *Chromolaena collina* (DC.) R. King & H. Robinson.
- Kyrstenia deltoidea* (Jacq.) E. Greene, Leafl. Bot. Observ. Crit. 1: 9. 1903. = *Ageratina deltoidea* (Jacq.) R. King & H. Robinson.
- Kyrstenia donnell-smithii* (Coulter) E. Greene, Leafl. Bot. Observ. Crit. 1: 9. 1903. = *Ageratina bustamenta* (DC.) R. King & H. Robinson.
- Kyrstenia espinosarum* (A. Gray) E. Greene, Leafl. Bot. Observ. Crit. 1: 9. 1903. = *Ageratina espinosarum* (A. Gray) R. King & H. Robinson.
- Kyrstenia euonymifolia* (E. Greene) E. Greene, Leafl. Bot. Observ. Crit. 1: 9. 1903. = *Ageratina lemmonii* (B. Robinson) R. King & H. Robinson.
- Kyrstenia glechonophylla* (Less.) E. Greene, Leafl. Bot. Observ. Crit. 1: 9. 1903. = *Ageratina glechonophylla* (Less.) R. King & H. Robinson.
- Kyrstenia grandidentata* (DC.) E. Greene, Leafl. Bot. Observ. Crit. 1: 9. 1903. = *Ageratina pazcuarensis* (H. B. K.) R. King & H. Robinson.
- Kyrstenia grandifolia* (Regel) E. Greene, Leafl. Bot. Observ. Crit. 1: 9. 1903. = *Ageratina grandifolia* (Regel) R. King & H. Robinson.
- Kyrstenia guadalupensis* (Sprengel) E. Greene, Leafl. Bot. Observ. Crit. 1: 9. 1903. = *Fleischmannia microstemon* (Cass.) R. King & H. Robinson.
- Kyrstenia herbacea* (A. Gray) E. Greene, Leafl. Bot. Observ. Crit. 1: 9. 1903. = *Ageratina herbacea* (A. Gray) R. King & H. Robinson.
- Kyrstenia incarnata* (Walter) E. Greene, Leafl. Bot. Observ. Crit. 1: 8. 1903. = *Fleischmannia incarnata* (Walter) R. King & H. Robinson.
- Kyrstenia jucunda* (E. Greene) E. Greene, Leafl. Bot. Observ. Crit. 1: 8. 1903. = *Ageratina jucunda* (E. Greene) A. Clewell & Wooten.
- Kyrstenia koelliaefolia* (E. Greene) E. Greene, Leafl. Bot. Observ. Crit. 1: 9. 1903. = *Ageratina hyssopina* (A. Gray) R. King & H. Robinson.
- Kyrstenia laeta* E. Greene, Leafl. Bot. Observ. Crit. 1: 11. 1903. = *Ageratina espinosarum* (A. Gray) R. King & H. Robinson.
- Kyrstenia melissoides* (Willd.) E. Greene, Leafl. Bot. Observ. Crit. 1: 8. 1903. = *Ageratina aromatica* (L.) Spach.
- Kyrstenia nemoralis* (E. Greene) E. Greene, Leafl. Bot. Observ. Crit. 1: 8. 1903. = *Ageratina aromatica* (L.) Spach.
- Kyrstenia occidentalis* (Hook.) E. Greene, Leafl. Bot. Observ. Crit. 1: 9. 1903. = *Ageratina occidentalis* (Hook.) R. King & H. Robinson.
- Kyrstenia oreithales* (Greenman) E. Greene, Leafl. Bot. Observ. Crit. 1: 9. 1903. = *Ageratina prunellaeifolia* (H. B. K.) R. King & H. Robinson.
- Kyrstenia parvifolia* E. Greene, Leafl. Bot. Observ. Crit. 1: 12. 1903. = *Ageratina wrightii* (A. Gray) R. King & H. Robinson.
- Kyrstenia paupercula* (A. Gray) E. Greene, Leafl. Bot. Observ. Crit. 1: 9. 1903. = *Ageratina paupercula* (A. Gray) R. King & H. Robinson.
- Kyrstenia pazcuarensis* (H. B. K.) E. Greene, Leafl. Bot. Observ. Crit. 1: 9. 1903. = *Ageratina pazcuarensis* (H. B. K.) R. King & H. Robinson.
- Kyrstenia rothrockii* (A. Gray) E. Greene, Leafl. Bot. Observ. Crit. 1: 9. 1903. = *Ageratina rothrockii* (A. Gray) R. King & H. Robinson.
- Kyrstenia rufa* E. Greene, Leafl. Bot. Observ. Crit. 1: 10. 1903. = *Ageratina rufa* (E. Greene) R. King & H. Robinson.
- Kyrstenia subintegra* E. Greene, Leafl. Bot. Observ. Crit. 1: 10. 1903. = *Ageratina subintegra* (E. Greene) R. King & H. Robinson.
- Kyrstenia thyrsoflora* E. Greene, Leafl. Bot. Observ. Crit. 1: 9. 1903. = *Ageratina thyrsoflora* (E. Greene) R. King & H. Robinson.
- Kyrstenia tracyi* (E. Greene) E. Greene, Leafl. Bot. Observ. Crit. 1: 8. 1903. = *Ageratina aromatica* (L.) Spach.
- Kyrstenia viburnifolia* (E. Greene) E. Greene, Leafl. Bot. Observ. Crit. 1: 8. 1903. = *Ageratina aromatica* (L.) Spach.
- Kyrsteniopsis congesta* R. King & H. Robinson, Phytologia 24: 57-(58). 1972.
- Kyrsteniopsis cymulifera* (B. Robinson) R. King & H. Robinson, Phytologia 24: 58. 1972.
- Kyrsteniopsis dibollii* R. King & H. Robinson, Phytologia 24: 58. 1972.
- Kyrsteniopsis nelsonii* (B. Robinson) R. King & H. Robinson, Phytologia 22: 146. 1971.
- Lacinaria acidota* (Engelm. & A. Gray) Kuntze, Revis. Gen. Pl. 349. 1891. = *Liatris acidota* Engelm. & A. Gray.
- Lacinaria alata* Nelson, Bot. Gaz. (Crawfordsville) 31: 404. 1901. = *Liatris alata* (Nelson) Schumann.
- Lacinaria angustifolia* Bush, Amer. Midl. Naturalist 12: 315. 1931. = *Liatris angustifolia* (Bush) Gaiser.
- Lacinaria arenicola* Bush, Amer. Midl. Naturalist 12: 314. 1931. = *Liatris densispicata* (Bush) Gaiser.
- Lacinaria aspera* E. Greene, Pittonia 4: 318. 1901. = *Liatris aspera* Michaux.
- Lacinaria boykinii* × (Torrey & A. Gray) Kuntze, Revis. Gen. Pl. 349. 1891. = *Liatris elegans* (Walter) Michaux × *Liatris tenuifolia* Nutt.
- Lacinaria brachyphylla* Bush, Amer. Midl. Naturalist 12: 317. 1931. = *Liatris acidota* Engelm. & A. Gray.
- Lacinaria carinata* Small, Fl. S. E. U. S. 1174. 1903. = *Liatris regimontis* (Small) Schumann.

- Lacinaria chapmanii* (Torrey & A. Gray) Kuntze, Revis. Gen. Pl. 349. 1891. = *Liatris chapmanii* Torrey & A. Gray.
- Lacinaria chlorolepis* Small, Man. S. E. Fl. 1333. 1933. = *Liatris garberi* A. Gray.
- Lacinaria cylindracea* (Michaux) Kuntze, Revis. Gen. Pl. 349. 1891. = *Liatris cylindracea* Michaux.
- Lacinaria cymosa* Nessel, Bull. Torrey Bot. Club 26: 21. 1899. = *Liatris cymosa* (Nessel) Schumann.
- Lacinaria deamiae* Lunell, Amer. Midl. Naturalist 2: 163. 1912. = *Liatris chapmanii* Torrey & A. Gray.
- Lacinaria deamii* Lunell, Amer. Midl. Naturalist 2: 169. 1912. = *Liatris spherioidea* × Michaux.
- Lacinaria densispicata* Bush, Amer. Midl. Naturalist 12: 313. 1931. = *Liatris densispicata* (Bush) Gaiser.
- Lacinaria earlei* E. Greene, Pittonia 4: 316. 1901. = *Liatris squarrosula* Michaux.
- Lacinaria elegans* (Walter) Kuntze, Revis. Gen. Pl. 349. 1891. = *Liatris elegans* (Walter) Michaux.
- Lacinaria elegantula* E. Greene, Pittonia 4: 316. 1901. = *Liatris pilosa* (Aiton) Willd.
- Lacinaria elongata* E. Greene, Pittonia 5: 57. 1902. = *Liatris spicata* (L.) Willd.
- Lacinaria fallacior* Lunell, Amer. Midl. Naturalist 5: 38. 1917. = *Liatris fallacior* × (Lunell) Rydb.
- Lacinaria flabellata* Small, Bull. Torrey Bot. Club 25: 472. 1898. = *Liatris elegans* (Walter) Michaux.
- Lacinaria formosa* E. Greene, Leaf. Bot. Observ. Crit. 1: 149. 1905. = *Liatris ligulistylis* (Nelson) Schumann.
- Lacinaria garberi* (A. Gray) Kuntze, Revis. Gen. Pl. 349. 1891. = *Liatris garberi* A. Gray.
- Lacinaria gladewitzii* × Farw., Amer. Midl. Naturalist 10: 43. 1926. = *Liatris cylindracea* Michaux × *Liatris sphaeroidea* × Michaux.
- Lacinaria gracilis* (Pursh) Kuntze, Revis. Gen. Pl. 349. 1891. = *Liatris gracilis* Pursh.
- Lacinaria graminifolia* (Walter) Kuntze, Revis. Gen. Pl. 349. 1891. = *Liatris pilosa* (Aiton) Willd.
- Lacinaria halei* Small, Bull. Torrey Bot. Club 27: 281. 1900. = *Liatris acidota* Engelm. & A. Gray.
- Lacinaria helleri* (Porter) Porter in A. A. Heller, Muhlenbergia 1: 6. 1900. = *Liatris helleri* (Porter) Porter.
- Lacinaria herrickii* Stehle ex Rydb., Brittonia 1: 99. 1931, nom. nud. = *Liatris ligulistylis* (Nelson) Schumann.
- Lacinaria kansana* Britton, Man. Fl. N. States 927. 1905. = *Liatris lancifolia* (E. Greene) Kittel in Tidestrom & Kittel.
- Lacinaria laevigata* (Nutt.) Small, Fl. S. E. U. S. 1175. 1903. = *Liatris laevigata* Nutt.
- Lacinaria lancifolia* E. Greene, Bull. Torrey Bot. Club 25: 118. 1898. = *Liatris lancifolia* (E. Greene) Kittel in Tidestrom & Kittel.
- Lacinaria langloisii* E. Greene, Pittonia 5: 58. 1902. = *Liatris pycnostachya* Michaux.
- Lacinaria laxa* Small, Bull. Torrey Bot. Club 25: 472. 1898. = *Liatris gracilis* Pursh.
- Lacinaria leptostachya* Bush, Amer. Midl. Naturalist 12: 314. 1931. = *Liatris mucronata* DC.
- Lacinaria ligulistylis* Nelson, Bot. Gaz. (Crawfordsville) 31: 405. 1901. = *Liatris ligulistylis* (Nelson) Schumann.
- Lacinaria macilentia* Small, Man. S. E. Fl. 1333. 1933, nom. nud. in syn. = *Liatris pycnostachya* Michaux.
- Lacinaria microcephala* Small, Bull. Torrey Bot. Club 25: 473. 1898. = *Liatris microcephala* (Small) Schumann.
- Lacinaria nashii* Small, Fl. S. E. U. S. 1175. 1903. = *Liatris garberi* A. Gray.
- Lacinaria nervata* E. Greene, Pittonia 4: 317. 1901. = *Liatris cylindracea* Michaux.
- Lacinaria ohlingeriae* S. F. Blake, Bull. Torrey Bot. Club 50: 203. 1923. = *Liatris ohlingeriae* (Blake) B. Robinson.
- Lacinaria pauciflora* (Pursh) Kuntze, Revis. Gen. Pl. 349. 1891. = *Liatris pauciflora* Pursh.
- Lacinaria pilosa* (Aiton) A. A. Heller, Muhlenbergia 1: 6. 1900. = *Liatris pilosa* (Aiton) Willd.
- Lacinaria platylepis* Small, Bull. Torrey Bot. Club 27: 281. 1900. = *Liatris platylepis* × ? (Schumann) Small.
- Lacinaria polyphylla* Small, Fl. S. E. U. S. 1173. 1903. = *Liatris microcephala* (Small) Schumann.
- Lacinaria punctata* (Hook.) Kuntze, Revis. Gen. Pl. 349. 1891. = *Liatris punctata* Hook.
- Lacinaria pycnostachya* (Michaux) Kuntze, Revis. Gen. Pl. 349. 1891. = *Liatris pycnostachya* Michaux.
- Lacinaria regimontis* Small, Bull. Torrey Bot. Club 25: 473. 1898. = *Liatris regimontis* (Small) Schumann.
- Lacinaria ruthii* Bush, Amer. Midl. Naturalist 12: 316. 1931. = *Liatris angustifolia* (Bush) Gaiser.
- Lacinaria ruthii* Alexander in Small, Man. S. E. Fl. 1335. 1933. = *Liatris squarrosula* Michaux.
- Lacinaria scabra* E. Greene, Pittonia 4: 317. 1901. = *Liatris squarrosula* Michaux.
- Lacinaria scariosa* (L.) Hill, Hort. Kew. 70. 1768. = *Liatris scariosa* (L.) Willd.
- Lacinaria scariosa* var. *nieuwlandii* Lunell, Amer. Midl. Naturalist 2: 169(-177). 1912. = *Liatris nieuwlandii* × (Lunell) Gaiser.
- Lacinaria scariosa* var. *novae-angliae* Lunell, Amer. Midl. Naturalist 2: 172, 177. 1912. = *Liatris borealis* Nutt. ex MacNab.
- Lacinaria secunda* (Elliott) Small, Man. S. E. Fl. 1333. 1933. = *Liatris pauciflora* Pursh.
- Lacinaria serotina* E. Greene, Pittonia 4: 315. 1901. = *Liatris serotina* × (E. Greene) Schumann.
- Lacinaria shortii* Alexander in Small, Man. S. E. Fl. 1335. 1933. = *Liatris squarrosula* Michaux.
- Lacinaria smallii* Britton, Man. Fl. N. States 927. 1905. = *Liatris regimontis* (Small) Schumann.
- Lacinaria spicata* (L.) Kuntze, Revis. Gen. Pl. 349. 1891. = *Liatris spicata* (L.) Willd.
- Lacinaria squarrosa* (L.) Hill, Hort. Kew. 70. 1768. = *Liatris squarrosa* (L.) Willd.
- Lacinaria tenuifolia* (Nutt.) Kuntze, Revis. Gen. Pl. 349. 1891. = *Liatris tenuifolia* Nutt.
- Lacinaria tracyi* Alexander in Small, Man. S. E. Fl. 1335. 1933. = *Liatris squarrosula* Michaux.
- Lacinaria vittata* E. Greene, Pittonia 4: 315. 1901. = *Liatris spicata* (L.) Willd.
- Lasiolaena blanchetii* (Schultz-Bip. ex Baker) R. King & H. Robinson, Phytologia 24: 186. 1972.
- Lasiolaena duartei* R. King & H. Robinson, Phytologia 24: 186. 1972.
- Lasiolaena morii* R. King & H. Robinson, Phytologia 44: 467. 1979.
- Lasiolaena pereirae* R. King & H. Robinson, Phytologia 46: 298. 1980.
- Lasiolaena santosii* R. King & H. Robinson, Phytologia 44: 468. 1979.
- Lavenia alba* Wallich, Num. List Dr. Pl. 3220. 1831. = *Adenostemma lavenia* (L.) Kuntze.
- Lavenia aquatica* Sprengel, Syst. Veg. 3: 445. 1826. = *Adenostemma lavenia* (L.) Kuntze.
- Lavenia carnosia* Wallich, Num. List Dr. Pl. 3219. 1831, nom. nud. = *Adenostemma lavenia* (L.) Kuntze.
- Lavenia decumbens* Sw., Prodr. 112. 1788. = *Adenostemma verbesina* (L.) Kuntze.
- Lavenia decumbens* Sprengel, Syst. Veg. Fl. Peruv. Chil. 3: 445. 1826. = *Adenostemma berterii* DC.
- Lavenia dentata* Wallich, Num. List Dr. Pl. 3216. 1831, nom. nud. = *Adenostemma lavenia* (L.) Kuntze.

- Lavenia divaricata* Ham. in DC., Prodr. 5: 111. 1836, nom. nud.  
= *Adenostemma lavenia* (L.) Kuntze.
- Lavenia elata* Sprengel, Syst. Veg. 3: 445. 1826. = *Adenostemma lavenia* (L.) Kuntze.
- Lavenia erecta* Sw., Prodr. 112. 1788. = *Adenostemma lavenia* (L.) Kuntze.
- Lavenia fastigiata* Blume, Bijdr. Fl. Ned. Ind. 905. 1826. = *Adenostemma lavenia* (L.) Kuntze.
- Lavenia glutinosa* Gaudich., Voy. Uranie 471. 1830. = *Adenostemma viscosum* Forster.
- Lavenia hirsuta* Blume, Bijdr. Fl. Ned. Ind. 905. 1826. = *Adenostemma hirsutum* (Blume) DC.
- Lavenia latifolia* Sprengel, Syst. Veg. 3: 445. 1826. = *Adenostemma lavenia* (L.) Kuntze.
- Lavenia macrophylla* Blume, Bijdr. Fl. Ned. Ind. 905. 1826. = *Adenostemma macrophyllum* (Blume) DC.
- Lavenia montana* Martius ex Baker, Fl. Bras. 6(2): 185. 1876, nom. nud. = *Adenostemma brasiliense* Cass.
- Lavenia nudiflora* Hort. ex DC., Prodr. 5: 112. 1836, nom. nud. = *Adenostemma lavenia* (L.) Kuntze.
- Lavenia parviflora* Blume, Bijdr. Fl. Ned. Ind. 906. 1826. = *Adenostemma viscosum* Forster.
- Lavenia rigida* Wallich, Num. List Dr. Pl. 3215. 1831, nom. nud. = *Rhynchospermum verticillatum* Reinw. ASTEREA.
- Lavenia rugosa* Wight, Num. List Dr. Pl. 3221. 1831, nom. nud. = *Adenostemma lavenia* (L.) Kuntze.
- Lavenia sphaerantha* Wallich, Num. List Dr. Pl. 3217. 1831, nom. nud. = *Myriactis nepalensis* Less. ASTEREA.
- Lavenia viscida* Buch.-Ham., Num. List Dr. Pl. 3222. 1831. = *Adenostemma viscosum* Forster.
- Lepidesmia squarrosa* Klatt, Bull. Herb. Boissier 4: 479. 1896.
- Leptoclinium brasiliense* (Gardner) Benth. & Hook. ex Gaiser, Rhodora 48: 410. 1946. = *Symphypappus brasiliensis* (Gardner) R. King & H. Robinson.
- Leptoclinium fruticosum* (Nutt.) A. Gray, Proc. Amer. Acad. Arts 15: 48. 1880. = *Garberia heterophylla* (Bartram) Merr. & Harper.
- Leptoclinium trichotomum* (Gardner) Benth. ex Baker, Fl. Bras. 6(2): 272. 1876.
- Leto tenuifolia* Philippi, Anales Univ. Chile 33. T. 1, f. 3. 1891. = *Helogyne apaloidea* Nutt.
- Liabum homogamum* Hieron., Bot. Jahrb. Syst. 28: 626. 1901. = *Neomirandea homogama* (Hieron.) H. Robinson & Brettell.
- Liatis acidota* Engelm. & A. Gray, Boston J. Nat. Hist. 5: 218. 1845, nom. nov.
- Liatis alata* (Nelson) Schumann, Just's Bot. Jahresber. 29(1): 569. 1903, ignota.
- Liatis amplexicaulis* Raf., New Fl. 4: 76. 1838. = *Trilisa odoratissima* (J. Gmelin) Cass.
- Liatis angustifolia* (Bush) Gaiser, Rhodora 48: 368. 1946.
- Liatis aspera* Michaux, Fl. Bor.-Amer. 2: 92. 1803.
- Liatis baicalensis* Adams, Mem. Soc. Imp. Naturalistes Moscou 5: 115. 1817. = *Saussurea pycnocephala* Ledeb. CYNAREAE.
- Liatis bebbiana* Rydb., Brittonia 1: 99. 1931. = *Liatis pycnostachya* Michaux.
- Liatis bellidifolia* Michaux, Fl. Bor.-Amer. 2: 93. 1803. = *Carphephorus bellidifolius* (Michaux) Torrey & A. Gray.
- Liatis borealis* Nutt. ex MacNab, Edinburgh New Philos. J. 19: 60. 1835.
- Liatis borealis* Nutt., Paxton's Mag. Bot. 5: 27. 1838. = *Liatis borealis* Nutt. ex MacNab.
- Liatis botrys* Raf., New Fl. 4: 76. 1838, ignota.
- Liatis boykinii* × Torrey & A. Gray, Fl. N. Amer. 2: 70. 1841. = *Liatis elegans* (Walter) Michaux × *Liatis tenuifolia* Nutt.
- Liatis brachystachya* Nutt., J. Acad. Nat. Sci. Philadelphia 7: 72. 1834. = *Liatis pycnostachya* Michaux.
- Liatis bracteata* Gaiser, Rhodora 48: 371. 1946.
- Liatis brasiliensis* Gardner, London J. Bot. 5: 461. 1846. = *Symphypappus brasiliensis* (Gardner) R. King & H. Robinson.
- Liatis carinata* (Small) Coker, Pl. Life Hartsville 108. 1912. = *Liatis regimontis* (Small) Schumann.
- Liatis chapmanii* Torrey & A. Gray, Fl. N. Amer. 2: 502. 1843.
- Liatis compacta* (Torrey & A. Gray) Rydb., Brittonia 1: 98. 1931. = *Liatis squarrosa* (L.) Willd.
- Liatis cordata* Royle ex C. B. Clarke, Compos. Ind. 247. 1876. = *Ainsliaea aptera* DC. MUTISIAE.
- Liatis corymbosa* Nutt., Gen. N. Amer. Pl. 2: 132. 1818. = *Carphephorus corymbosus* (Nutt.) Torrey & A. Gray.
- Liatis creditonensis* × Gaiser, Rhodora 48: 409. 1946.
- Liatis cylindracea* Michaux, Fl. Bor.-Amer. 2: 93. 1803.
- Liatis cylindrica* Torrey, Ann. Lyceum Nat. Hist. New York 2: 210. 1828. = *Liatis punctata* Hook.
- Liatis cymosa* (Nessel) Schumann, Just's Bot. Jahresber. 27(1): 528. 1901.
- Liatis deamii* × (Lunell) Shinn., Amer. Midl. Naturalist 29: 31. 1943. = *Liatis spherioidea* × Michaux.
- Liatis densispicata* (Bush) Gaiser, Rhodora 48: 363. 1946.
- Liatis dubia* Barton, Veg. Mater. Med. U. S. 2: 223. T. 49. 1818. = *Liatis pilosa* (Aiton) Willd.
- Liatis earlei* (E. Greene) Schumann, Just's Bot. Jahresber. 29(1): 569. 1903. *Liatis squarrosa* Michaux.
- Liatis elegans* (Walter) Michaux, Fl. Bor.-Amer. 2: 91. 1803.
- Liatis elegans* Willd., Sp. Pl. 3: 1635. 1803. = *Liatis elegans* (Walter) Michaux.
- Liatis elegantula* (E. Greene) Schumann, Just's Bot. Jahresber. 29(1): 569. 1903. = *Liatis pilosa* (Aiton) Willd.
- Liatis fallacior* × (Lunell) Rydb., Fl. Plains N. Amer. 780. 1932.
- Liatis flabellata* (Small) Schumann, Just's Bot. Jahresber. 26(1): 378. 1900. = *Liatis elegans* (Walter) Michaux.
- Liatis flexuosa* D. Thomas, Amer. J. Sci. Arts 37: 338. 1839. = *Liatis cylindracea* Michaux.
- Liatis frostii* × Gaiser, Rhodora 48: 245. 1946.
- Liatis fruticosum* Nutt., Amer. J. Sci. Arts 5: 299. 1822. = *Garberia heterophylla* (Bartram) Merr. & Harper.
- Liatis garberi* A. Gray, Proc. Amer. Acad. Arts 15: 48. 1880.
- Liatis glabrata* Rydb., Brittonia 1: 98. 1931. = *Liatis squarrosa* (L.) Willd.
- Liatis gladewitzii* × (Farw.) Farw. in Shinn., Amer. Midl. Naturalist 29: 37. 1943. = *Liatis cylindracea* Michaux × *Liatis spherioidea* × Michaux.
- Liatis gracilis* Pursh, Fl. Amer. Sept. 2: 508. 1814.
- Liatis graminifolia* [Walter] Willd., Sp. Pl. 3: 1636. 1803. = *Liatis pilosa* (Aiton) Willd.
- Liatis graminifolia* Pursh, Fl. Amer. Sept. 2: 508. 1814. = *Liatis pilosa* (Aiton) Willd.
- Liatis halei* (Small) Schumann, Just's Bot. Jahresber. 28(1): 477. 1902. = *Liatis acidota* Engelm. & A. Gray.
- Liatis haywardii* Rydb., Brittonia 1: 99. 1931. = *Liatis ligulistylis* (Nelson) Schumann.
- Liatis helleri* (Porter) Porter, Bull. Torrey Bot. Club 18: 147. 1891.
- Liatis herrickii* (Steele) Rydb., Brittonia 1: 99. 1931. = *Liatis ligulistylis* (Nelson) Schumann.
- Liatis heterophylla* R. Br. in Aiton, Hort. Kew. 2. 4: 503. 1812, ignota.
- Liatis hirsuta* Rydb., Brittonia 1: 98. 1931. = *Liatis squarrosa* (L.) Willd.
- Liatis hirsutiflora* (Poiret) Kostel., Allg. Med.-Pharm. Fl. 2: 651. 1833. = *Liatis squarrosa* (L.) Willd.
- Liatis hirsutissima* Poiret ex Steudl, Nomencl. Bot. 2: 40. 1841, nom. nud. = *Liatis pycnostachya* Michaux.
- Liatis intermedia* Lindley, Bot. Reg. 948. 1826. = *Liatis cylindracea* Michaux.
- Liatis kansana* (Britton) Rydb., Fl. Plains N. Amer. 781. 1932. = *Liatis lancifolia* (E. Greene) Kittel in Tidestrom & Kittel.

- Liatris laevigata* Nutt., Trans. Amer. Philos. Soc. 7: 285. 1841.  
*Liatris lanata* Sprengel ex DC., Prodr. 6: 540. 1838, nom. nud.  
 = *Saussurea albescens* Hook. f. & Thomson. CYNAREAE.  
*Liatris lanceolata* Bertol., Misc. Bot. 5: 11. 1846. = *Liatris gracilis* Pursh.  
*Liatris lancifolia* (E. Greene) Kittel in Tidestrom & Kittel, Fl. Ariz. New Mex. 370. 1941.  
*Liatris langloisii* (E. Greene) Cory, Rhodora 38: 407. 1936. = *Liatris pycnostachya* Michaux.  
*Liatris latifolia* D. Don, Prodr. Fl. Nepal. 169. 1825. = *Ainsliaea pteropoda* DC. MUTISIEAE.  
*Liatris laxa* (Small) Schumann, Just's Bot. Jahresber. 26(1): 378. 1900. = *Liatris gracilis* Pursh.  
*Liatris ligulistylis* (Nelson) Schumann, Just's Bot. Jahresber. 29(1): 569. 1903.  
*Liatris linaria* Raf., Fl. Ludov. 61. 1817. = *Liatris pycnostachya* Michaux, ?  
*Liatris lobelioides* Wallich ex C. B. Clarke, Compos. Ind. 246. 1876, nom. nud. in syn. = *Ainsliaea pteropoda* DC. MUTISIEAE.  
*Liatris macrostachya* Michaux, Fl. Bor.-Amer. 2: 91. 1803. = *Liatris spicata* (L.) Willd.  
*Liatris magnifica* Hort. ex Gardner, Kew Herb. Pl. 263. 1895. = *Liatris spicata* (L.) Willd.  
*Liatris marginata* Cass., Dict. Sci. Nat. 26: 236. 1823. = *Liatris cylindracea* Michaux.  
*Liatris microcephala* (Small) Schumann, Just's Bot. Jahresber. 26(1): 378. 1900.  
*Liatris monocephala* Cass., Dict. Sci. Nat. 26: 237. 1823. = *Liatris cylindracea* Michaux.  
*Liatris mucronata* DC., Prodr. 5: 129. 1836.  
*Liatris mucronata* sensu Torrey & A. Gray, Fl. N. Amer. 2: 70. 1841. = *Liatris acidota* Engelm. & A. Gray.  
*Liatris nervata* (E. Greene) Schumann, Just's Bot. Jahresber. 29(1): 569. 1903. = *Liatris cylindracea* Michaux.  
*Liatris nienwandii* × (Lunell) Gaiser, Rhodora 48: 325. 1946. = *Liatris ligulistylis* (Nelson) Schumann × *Liatris borealis* Nutt. ex Macnab.  
*Liatris novae-angliae* (Lunell) Shinn., Amer. Midl. Naturalist 29: 29. 1943. = *Liatris borealis* Nutt. ex Macnab.  
*Liatris odoratissima* (J. Gmelin) Willd., Sp. Pl. 3: 1637. 1803. = *Trilisa odoratissima* (J. Gmelin) Cass.  
*Liatris ohlingerae* (Blake) B. Robinson, Contr. Gray Herb. 104: 49. 1934.  
*Liatris oppositifolia* Nutt., Amer. J. Sci. Arts 5: 299. 1822. = *Chromolaena ivaefolia* (L.) R. King & H. Robinson.  
*Liatris paniculata* (J. Gmelin) Michaux, Fl. Bor.-Amer. 2: 93. 1803. = *Trilisa paniculata* (J. Gmelin) Cass.  
*Liatris pauciflora* Pursh, Fl. Amer. Sept. 2: 510. 1814.  
*Liatris pauciflorescens* Nutt., J. Acad. Nat. Sci. Philadelphia 7: 71. 1834. = *Liatris gracilis* Pursh.  
*Liatris picta* Barton ex DC., Prodr. 5: 130. 1836, nom. nud. = *Liatris spicata* (L.) Willd.  
*Liatris pilosa* (Aiton) Willd., Sp. Pl. 3: 1636. 1803.  
*Liatris pilosa* Ker Gawler, Bot. Reg. 595. 1821. = *Liatris spicata* (L.) Willd.  
*Liatris platylepis* × ? (Schumann) Small, Just's Bot. Jahresber. 28(1): 477. 1902.  
*Liatris propinqua* Hook., Bot. Mag. 3829. 1841. = *Liatris pilosa* (Aiton) Willd.  
*Liatris provincialis* Godfrey, Amer. Midl. Naturalist 66: 466. 1961.  
*Liatris pumila* Lodd., Bot. Cab. 2. T. 147. 1818. = *Liatris spicata* (L.) Willd.  
*Liatris punctata* Hook., Fl. Bor.-Amer. 1: 306 T. 105. 1833.  
*Liatris pycnostachya* Michaux, Fl. Bor.-Amer. 2: 91. 1803.  
*Liatris radians* Bertol., Misc. Bot. 5: 9. 1846. = *Liatris elegans* (Walter) Michaux.  
*Liatris regimontis* (Small) Schumann, Just's Bot. Jahresber. 26(1): 378. 1900.  
*Liatris resinosa* Nutt., Gen. N. Amer. Pl. 2: 131. 1818. = *Liatris spicata* (L.) Willd.  
*Liatris ridgwayi* × Standley, Rhodora 31: 37. 1929.  
*Liatris rosendahlia* Rydb., Brittonia 1: 100. 1931. = *Liatris ligulistylis* (Nelson) Schumann.  
*Liatris scabra* (E. Greene) Schumann, Just's Bot. Jahresber. 29(1): 569. 1903. = *Liatris squarrosa* Michaux.  
*Liatris scariosa* (L.) Willd., Sp. Pl. 3: 1635. 1803.  
*Liatris secunda* Elliott, Sketch Bot. S. Carolina 2: 278. 1822?. = *Liatris pauciflora* Pursh.  
*Liatris serotina* × (E. Greene) Schumann, Just's Bot. Jahresber. 29(1): 569. 1903.  
*Liatris sessiliflora* Bertol., Misc. Bot. 5: 10. 1846. = *Liatris spicata* (L.) Willd.  
*Liatris spherioidea* × Michaux, Fl. Bor.-Amer. 2: 92. 1803.  
*Liatris spicata* (L.) Willd., Sp. Pl. 3: 1636. 1803.  
*Liatris squamosa* Nutt., J. Acad. Nat. Sci. Philadelphia 7: 73. 1834. = *Carphephorus pseudoliatris* Cass.  
*Liatris squarrosa* (L.) Willd., Sp. Pl. 3: 1634. 1803.  
*Liatris squarrosa* Michaux, Fl. Bor.-Amer. 2: 92. 1803.  
*Liatris stelleri* × Gaiser, Rhodora 48: 227. 1946. = *Liatris sphaeroidea* Michaux, × *Liatris spicata* (L.) Willd.  
*Liatris stricta* MacNab, Edinburgh New Philos. J. 19: 60. 1835. = *Liatris cylindracea* Michaux.  
*Liatris tenuifolia* Nutt., Gen. N. Amer. Pl. 2: 131. 1818.  
*Liatris tenuis* Shinn., Southw. Naturalist 4: 208. 1959.  
*Liatris tomentosa* Michaux, Fl. Bor.-Amer. 2: 93. 1803. = *Carphephorus tomentosus* (Michaux) Torrey & A. Gray.  
*Liatris trichotoma* Gardner, London J. Bot. 6: 435. 1847. = *Lep-toclinium trichotomum* (Gardner) Benth. ex Baker.  
*Liatris turbinata* Sweet, Hort. Brit. 220. 1827, nom. nud. = *Liatris spicata* (L.) Willd.  
*Liatris turgida* Gaiser, Rhodora 48: 261. 1946.  
*Liatris umbellata* Bertol., Misc. Bot. 5: 13. 1846. = *Vernonia angustifolia* Michaux. VERNONIEAE.  
*Liatris uniflora* Raf., New Fl. 4: 76. 1838. = *Liatris squarrosa* (L.) Willd.  
*Liatris varia* Banks ex Pursh, Fl. Amer. Sept. 2: 508. 1814. = *Liatris scariosa* Willd.  
*Liatris virgata* Nutt., J. Acad. Nat. Sci. Philadelphia 7: 72. 1834. = *Liatris pilosa* (Aiton) Willd.  
*Liatris vittata* (E. Greene) Schumann, Just's Bot. Jahresber. 29(1): 569. 1903. = *Liatris spicata* (L.) Willd.  
*Liatris walteri* Elliott, Sketch Bot. S. Carolina 2: 285. 1822?. = *Carphephorus tomentosus* (Michaux) Torrey & A. Gray.  
*Liatris weaveri* × Shinn., Amer. Midl. Naturalist 29: 38. 1943.  
*Litothamnus ellipticus* R. King & H. Robinson, Phytologia 44: 80. 1979.  
*Litrisa carnosa* Small, Bull. Torrey Bot. Club 51: 392. 1924.  
*Lomatozona andersonii* R. King & H. Robinson, Phytologia 32: 246. 1975.  
*Lomatozona artemisiaefolia* Baker, Fl. Bras. 6(2): 199. 1876.  
*Lomatozona huntii* R. King & H. Robinson, Phytologia 39: 129. 1978.  
*Lomatozona inaequale* R. King & H. Robinson, Phytologia 44: 457. 1979.  
*Lorentzianthus viscidus* (Hook. & Arn.) R. King & H. Robinson, Phytologia 32: 274. 1975.  
*Lourteigia ballotaefolia* (H. B. K.) R. King & H. Robinson, Phytologia 23: 308. 1972.  
*Lourteigia dichroa* (B. Robinson) R. King & H. Robinson, Phytologia 21: 29. 1971.  
*Lourteigia fimbriata* V. Badillo, Acta Bot. Venez. 13: 111. 1976.  
*Lourteigia humilis* (Benth.) R. King & H. Robinson, Phytologia 21: 29. 1971.

- Lourteigia lanulata* (B. Robinson) R. King & H. Robinson, *Phytologia* 21: 29. 1971.
- Lourteigia microphylla* (L. f.) R. King & H. Robinson, *Phytologia* 21: 29. 1971.
- Lourteigia ornatiloba* (B. Robinson) R. King & H. Robinson, *Phytologia* 21: 29. 1971.
- Lourteigia scandens* V. Badillo, *Ernstia* 29: 11. 1985.
- Lourteigia stoechadifolia* (L. f.) R. King & H. Robinson, *Phytologia* 21: 29. 1971.
- Macropodina blumenavii* (Hieron.) R. King & H. Robinson, *Phytologia* 24: 174. 1972.
- Macropodina bradei* R. King & H. Robinson, *Phytologia* 24: 174. 1972.
- Macropodina reitzii* R. King & H. Robinson, *Phytologia* 24: 175. 1972.
- Macvaughiiella mexicana* (Schultz-Bip.) R. King & H. Robinson, *Sida* 3(4): 282. 1968.
- Macvaughiiella standleyi* (Steyerm.) R. King & H. Robinson, *Sida* 3(4): 282. 1968. = *Macvaughiiella mexicana* (Schultz-Bip.) R. King & H. Robinson.
- Mallinoa corymbosa* Coulter, *Bot. Gaz. (Crawfordsville)* 20: 47. 1895. = *Ageratina muelleri* (Schultz-Bip. ex Klatt) R. King & H. Robinson.
- Malmeanthus catharinensis* R. King & H. Robinson, *Phytologia* 47: 226. 1980.
- Malmeanthus hilarii* (B. Robinson) R. King & H. Robinson, *Phytologia* 47: 226. 1980.
- Malmeanthus subintegerrimus* (Malme) R. King & H. Robinson, *Phytologia* 47: 226. 1980.
- Malperia tenuis* S. Watson, *Proc. Amer. Acad. Arts* 24: 54. 1889.
- Margacola parvula* Buckley, *Proc. Acad. Nat. Sci. Philadelphia* 13: 457. 1861. = *Trichocoronis wrightii* (Torrey & A. Gray) A. Gray.
- Matudina corvi* (McVaugh) R. King & H. Robinson, *Phytologia* 26: 171. 1973.
- Metastevia hintonii* Grashoff, *Brittonia* 27: 69. 1975.
- Mexianthus mexicanus* B. Robinson, *Contr. Gray Herb.* 80: 5. 1928.
- Microspermum debile* Benth., *Pl. Hartw.* 64. 1840.
- Microspermum flaccidum* P. Wilson, *Kew Bull.* 13: 167. 1958.
- Microspermum gonzalezii* Rzed., *Bol. Soc. Bot. Mexico* 32: 77(-80). 1972.
- Microspermum gracillimum* Rzed., *Bol. Soc. Bot. Mexico* 32: 80(-86). 1972.
- Microspermum hintonii* Rzed., *Bol. Soc. Bot. Mexico* 31: 99. 1970.
- Microspermum numulariaefolium* Lagasca, *Gen. Sp. Pl.* 25. 1816.
- Microspermum repens* (Blake) L. O. Williams, *Fieldiana, Bot.* 29: 371. 1961. = *Ilisia repens* S. F. Blake.
- Microspermum tenue* P. Wilson, *Kew Bull.* 13: 166. 1958.
- Mikania acensis* B. Robinson, *Contr. Gray Herb.* 104: 31. 1934. = *Mikania lindleyana* DC.
- Mikania acuminata* DC., *Prodr.* 7: 270. 1838.
- Mikania acutissima* Rusby ex B. Robinson, *Contr. Gray Herb.* 64: 5. 1922.
- Mikania additicia* B. Robinson, *Contr. Gray Herb.* 104: 31. 1934.
- Mikania affinis* Gardner, *London J. Bot.* 4: 120. 1845. = *Mikania lanuginosa* DC.
- Mikania alata* (G. Meyer) DC., *Prodr.* 5: 197. 1836. = *Mikania micrantha* H. B. K.
- Mikania alba* Taylor, *Torreya* 7: 185. 1907.
- Mikania alexandreae* G. Barroso, *Arch. Jard. Bot. Rio de Janeiro* 16: 281. 1959.
- Mikania allartii* B. Robinson, *Contr. Gray Herb.* 96: 23. 1931.
- Mikania almagroi* Cuatrec., *Anales Ci. Univ. Madrid* 4(2): 233. 1935. = *Mikania banisteriae* DC.
- Mikania alvimii* R. King & H. Robinson, *Phytologia* 45: 124. 1980.
- Mikania amara* Willd., *Sp. Pl.* 3: 1744. 1803. = *Mikania parviflora* (Aublet) Karsten.
- Mikania amara* Bertero ex DC., *Prodr.* 5: 199. 1836, nom. nud. = *Mikania cordifolia* (L. f.) Willd.
- Mikania amazonica* Baker, *Fl. Bras.* 6: (2): 266. 1876. = *Mikania sprucei* Baker.
- Mikania ambigens* Urban, *Symb. Antill.* 2: 460. 1901.
- Mikania ambigua* DC., *Prodr.* 5: 187. 1836. = *Mikania sulcata* (Hook. & Arn.) B. Robinson.
- Mikania amblyolepis* B. Robinson, *Contr. Gray Herb.* 61: 11. 1920.
- Mikania andrachne* DC., *Prodr.* 5: 192. 1836. = *Mikania trinervis* Hook. & Arn.
- Mikania andrei* B. Robinson, *Contr. Gray Herb.* 61: 12. 1920.
- Mikania anethifolia* (DC.) Matzenbacher, *Bradea* 2(37): 259. 1978.
- Mikania angularis* Humb. & Bonpl., *Pl. Acquin.* 2: 87. T. 106. 1810.
- Mikania angulata* Llave, *Mosaico Mexicano* 2: 299. 1837-1838. = *Mikania pyramidata* J. D. Smith. ?
- Mikania angulosa* Raf., *Fl. Ludov.* 62. 1817. = *Mikania scandens* (L.) Willd.
- Mikania angustifolia* H. B. K., *Nov. Gen. Sp.* 4: 108. Ed. Folio. 1818. = *Ageratina asclepiadea* (L. f.) R. King & H. Robinson.
- Mikania angustifolia* (O. Hoffm.) R. E. Fries, *Wiss. Ergebn. Schwed. Rhodesia-Kongo Exped.* 1: 328. 1916. = *Mikania sagittifera* B. Robinson.
- Mikania anisodora* Hassler, *Feddes Repert.* 14: 172. 1915.
- Mikania anomala* M. E. Jones, *Contr. W. Bot.* 18: 70. 1933. = *Piqueria trinervis* Cav.
- Mikania antennaria* Schultz-Bip., *Linnaea* 30: 182. 1859-1860, nom. nud. = *Mikania microdonta* DC.
- Mikania antioquiensis* Hieron., *Bot. Jahrb. Syst.* 28: 580. 1901. = *Mikania banisteriae* DC.
- Mikania anzoatiguensis* V. Badillo, *Bol. Soc. Venez. Ci. Nat.* 10: 301. 1946. = *Mikania vitifolia* DC.
- Mikania apiifolia* DC., *Prodr.* 5: 202. 1836. = *Mikania ternata* (Vell. Conc.) B. Robinson.
- Mikania aquaria* B. Robinson, *Contr. Gray Herb.* 73: 21. 1924.
- Mikania araguensis* V. Badillo, *Noved. Ci., Ser. Bot.* 1: 2. 1952.
- Mikania araucana* Philippi, *Anales Univ. Chile USE* #1415 87: 330. 1887. = *Mikania mendocina* Philippi.
- Mikania arborea* Beatson, *Tracts St. Helena* 313. 1816. = *Senecio prenanthiflorus* Benth. & Hook. f. *SENECIONEAE*.
- Mikania arborea* H. B. K., *Nov. Gen. Sp.* 4: 109. Ed. Folio. 1818. = *Ageratina dendroides* (Sprengel) R. King & H. Robinson.
- Mikania archeri* B. Robinson, *Contr. Gray Herb.* 96: 24. 1931.
- Mikania archidonensis* Cuatrec., *Anales Ci. Univ. Madrid* 4(2): 234. 1935.
- Mikania areolata* Holmes & McDaniel, *Phytologia* 37: 467. 1977.
- Mikania argyreae* DC., *Prodr.* 5: 193. 1836.
- Mikania argyropappa* Schultz-Bip. ex Baker, *Fl. Bras.* 6(2): 268. 1876.
- Mikania argyrostigma* Miq., *Linnaea* 17: 69. 1843. = *Mikania guaco* Humb. & Bonpl.
- Mikania aristei* B. Robinson, *Contr. Gray Herb.* 64: 6. 1922.
- Mikania armigera* Poeppig & Endl., *Nov. Gen. Sp.* 3: 52. pl. 260. 1843. = *Mikania laxa* DC.
- Mikania aromatica* Oersted, *Overs. Kongel. Danske Vidensk. Selsk. Forh. Medlemmers Arbeider* 10. 1863.
- Mikania arrojadoi* Mattf., *Notizbl. Bot. Gart. Berlin-Dahlem* 9: 381. 1925.
- Mikania artemisioides* Cass., *Dict. Sci. Nat.* 55: 130. 1828. = *Eupatorium capillifolium* (Lam.) Small.
- Mikania arthroclada* B. Robinson, *Contr. Gray Herb.* 80: 34. 1928.
- Mikania aschersonii* Hieron., *Bot. Jahrb. Syst.* 28: 577. 1901.
- Mikania asparagoides* Lichtenst. ex Less., *Syn. Gen. Compos.*

394. 1832. = *Euryops asparagoides* (Lichtenst. ex Less.) DC. SENECEONEAE.
- Mikania aspera* Miq., *Linnaea* 17: 68. 1843. = *Mikania guaco* Humb. & Bonpl.
- Mikania asperifolia* Schultz-Bip. ex Baker, *Fl. Bras.* 6(2): 256. 1876, nom. nud. = *Mikania phaeocladus* Martius ex Baker.
- Mikania atriplicifolia* Schultz-Bip. ex Miq., *Stirp. Surinam. Select.* 189. 1851. = *Mikania congesta* DC.
- Mikania attenuata* DC., *Prodr.* 5: 195. 1836. = *Mikania guaco* Humb. & Bonpl., ?
- Mikania auricularis* Griseb., *Abh. Konigl. Ges. Wiss. Gottingen* 19: 122. 1874. = *Mikania periplocifolia* Hook. & Arn.
- Mikania auriculata* Willd., *Sp. Pl.* 3: 1745. 1803. = *Senecio deltoideus* Less. SENECEONEAE.
- Mikania auyantepiensis* Blake in Gleason & Killip, *Brittonia* 3: 198. 1939. = *Mikania sprucei* Baker.
- Mikania baccharoidea* Rusby, *Bull. New York Bot. Gard.* 8: 127. 1912.
- Mikania badieri* DC., *Prodr.* 5: 194. 1836. = *Mikania hookeriana* DC.
- Mikania bakeri* R. King & H. Robinson, *Phytologia* 47: 126. 1980, nom. nov.
- Mikania banisteriae* DC., *Prodr.* 5: 193. 1836.
- Mikania barahonensis* Urban, *Symb. Antill.* 7: 424. 1912.
- Mikania barrosoana* G. Barroso, *Arch. Jard. Bot. Rio de Janeiro* 16: 296. 1959.
- Mikania bataaefolia* DC., *Prodr.* 5: 197. 1836.
- Mikania belemii* R. King & H. Robinson, *Phytologia* 45: 125. 1980.
- Mikania bergantinensis* V. Badillo, *Bol. Soc. Venez. Ci. Nat.* 10: 303. 1946. = *Mikania banisteriae* DC.
- Mikania berteriana* Sprengel, *Syst. Veg. Fl. Peruv. Chil.* 3: 423. 1826. = *Fleischmannia microstemon* (Cass.) R. King & H. Robinson.
- Mikania biformis* DC., *Prodr.* 5: 202. 1836.
- Mikania biformis* Schultz-Bip. ex Baker, *Fl. Bras.* 6(2): 254. 1876, nom. nud. = *Mikania cordifolia* (L. f.) Willd.
- Mikania bishopii* R. King & H. Robinson, *Phytologia* 48: 223. 1981.
- Mikania bogotensis* Benth., *Pl. Hartw.* 201. 1845.
- Mikania bolivarensis* V. Badillo, *Bol. Soc. Venez. Ci. Nat.* 10: 299. 1946. = *Mikania pannosa* Baker.
- Mikania boliviensis* Schultz-Bip., *Linnaea* 34: 535. 1865-1866, nom. nud. = *Mikania schultzii* B. Robinson.
- Mikania boliviensis* Lingelsh., *Feddes Repert.* 7: 251. 1909. = *Mikania vitifolia* DC.
- Mikania brachiata* Poeppig & Endl., *Nov. Gen. Sp.* 3: 53. 1845. = *Mikania guaco* Humb. & Bonpl.
- Mikania brachycarpa* Urban, *Symb. Antill.* 5: 220. 1907.
- Mikania brachyphylla* Hieron., *Bot. Jahrb. Syst.* 36: 472. 1905.
- Mikania brachypoda* DC., *Prodr.* 5: 201. 1836. = *Mikania officinalis* Martius.
- Mikania bracteosa* DC., *Prodr.* 5: 194. 1836. = *Mikania involucreta* Hook. & Arn.
- Mikania bradei* B. Robinson, *Contr. Gray Herb.* 104: 32. 1934.
- Mikania brevifauca* Holmes & McDaniel, *Phytologia* 37: 468. 1977.
- Mikania brevipetiolata* Schultz-Bip. ex Baker, *Fl. Bras.* 6(2): 230. 1876, nom. nud. = *Mikania myriocephala* DC.
- Mikania broadwayi* B. Robinson, *Contr. Gray Herb.* 68: 35. 1923.
- Mikania brooksii* Holmes & McDaniel, *Phytologia* 41: 193(-194). 1978.
- Mikania brunnescens* B. Robinson, *Contr. Gray Herb.* 77: 48. 1926.
- Mikania buchii* Urban, *Feddes Repert.* 13: 480. 1915.
- Mikania buchtienii* B. Robinson, *Contr. Gray Herb.* 64: 7. 1922.
- Mikania buddleiaefolia* DC., *Prodr.* 5: 192. 1836.
- Mikania bulbisetifera* Cuatrec., *Ann. Missouri Bot. Gard.* 52: 308. 1965.
- Mikania bullata* B. Robinson, *Contr. Gray Herb.* 61: 13. 1920.
- Mikania burchellii* Baker, *Fl. Bras.* 6(2): 232. 1876.
- Mikania cabreræ* G. Barroso, *Arch. Jard. Bot. Rio de Janeiro* 16: 295. 1959.
- Mikania cacerensis* G. Barroso, *Arch. Jard. Bot. Rio de Janeiro* 16: 303. 1959.
- Mikania calcarulata* B. Robinson, *Contr. Gray Herb.* 104: 33. 1934.
- Mikania caldasana* B. Robinson, *Contr. Gray Herb.* 77: 49. 1926.
- Mikania callineura* Schultz-Bip. ex Baker, *Fl. Bras.* 6(2): 258. 1876.
- Mikania campanulata* Gardner, *London J. Bot.* 5: 489. 1846.
- Mikania camporum* B. Robinson, *Contr. Gray Herb.* 104: 33. 1934.
- Mikania campos-portoana* G. Barroso, *Arch. Jard. Bot. Rio de Janeiro* 16: 294. 1959.
- Mikania canaguensis* V. Badillo, *Bol. Soc. Venez. Ci. Nat.* 9: 132. 1944. = *Mikania banisteriae* DC.
- Mikania candolleana* Gardner, *London J. Bot.* 5: 484. 1846.
- Mikania capayensis* V. Badillo, *Bol. Soc. Venez. Ci. Nat.* 10: 304. 1946. = *Mikania trinitaria* DC.
- Mikania capensis* DC., *Prodr.* 5: 198. 1836.
- Mikania capricorni* B. Robinson, *Contr. Gray Herb.* 104: 34. 1934.
- Mikania cardiophylla* B. Robinson, *Candollea* 5: 171. 1934.
- Mikania carnosa* Muschler, *Bot. Jahrb. Syst.* 50: Beibl. 3: 76. 1913.
- Mikania carnosula* DC., *Prodr.* 5: 197. 1836. = *Mikania cordifolia* (L. f.) Willd.
- Mikania carteri* Baker, *Kew Bull.* 106. 1895.
- Mikania carvifolia* Hieron. ex Arechav., *Anales Mus. Nac. Montevideo Ser. 2.* 1: 9. Pl. 3. 1904. = *Mikania anethifolium* (DC.) Matzenbacher.
- Mikania casarettoi* B. Robinson, *Candollea* 5: 172. 1934.
- Mikania catharinensis* Hieron., *Bot. Jahrb. Syst.* 22: 796. 1897. = *Mikania lundiana* DC.
- Mikania caudata* Benth., *Pl. Hartw.* 201. 1845. = *Mikania banisteriae* DC.
- Mikania caustolepis* B. Robinson, *Contr. Gray Herb.* 77: 49. 1926. = *Mikania vitifolia* DC.
- Mikania cercifolia* Holmes, *Phytologia* 51: 233. 1982.
- Mikania chagalensis* Hieron., *Bot. Jahrb. Syst.* 19: 47. 1894.
- Mikania charua* Griseb., *Abh. Konigl. Ges. Wiss. Gottingen* 24: 174. 1879. = *Ophryosporus charua* (Griseb.) Hieron.
- Mikania chaseae* B. Robinson, *Contr. Gray Herb.* 104: 35. 1934. = *Mikania additicia* B. Robinson.
- Mikania chenopodifolia* Willd., *Sp. Pl.* 3: 1745. 1803.
- Mikania chenopodioides* Wallich, *Num. List Dr. Pl.* 3175. 1831, nom. nud. = *Senecio chenopodifolius* DC. SENECEONEAE.
- Mikania chevalieri* (C. Adams) Holmes & McDaniel, *Phytologia* 31: 274. 1975.
- Mikania chimborazensis* Hieron. in Sodiro, *Bot. Jahrb. Syst.* 29: 15. 1900.
- Mikania chlorolepis* Baker, *Fl. Bras.* 6(2): 247. 1876.
- Mikania chocensis* B. Robinson, *Contr. Gray Herb.* 100: 17. 1932.
- Mikania cinerea* Schultz-Bip. ex Baker, *Fl. Bras.* 6(2): 236. 1876, nom. nud. = *Mikania sericea* Hook. & Arn.
- Mikania cinnamomifolia* Lingelsh., *Feddes Repert.* 7: 251. 1909. = *Mikania dioscoreoides* (Rusby) B. Robinson, ?
- Mikania cipoensis* G. Barroso, *Arch. Jard. Bot. Rio de Janeiro* 16: 309. 1959.
- Mikania cissampelina* DC., *Prodr.* 5: 195. 1836. = *Mikania cordifolia* H. B. K.
- Mikania clausenii* Schultz-Bip., *Linnaea* 30: 182. 1859-1860, nom. nud. = *Mikania nummularia* DC.



- Mikania clavellata* DC., Prodr. 5: 192. 1836. = *Ophryosporus freyreysii* (Thunb. & Dallm.) Baker.
- Mikania clematidea* Wallich ex DC., Prodr. 5: 19. 1836. = *Eupatorium squamosum* D. Don.
- Mikania clematidiflora* Rusby ex B. Robinson, Contr. Gray Herb. 61: 13. 1920.
- Mikania clematidifolia* Dusen, Arch. Bot. \*PICK CORRECT ENTRY 9(15): 20. 1910.
- Mikania coarctata* Gardner, London J. Bot. 5: 483. 1846.
- Mikania cocaensis* Gardner, London J. Bot. 5: 487. 1846. = *Mikania cordifolia* (L. f.) Willd.
- Mikania cochabambana* B. Robinson, Contr. Gray Herb. 90: 33. 1930.
- Mikania comarapensis* B. Robinson, Contr. Gray Herb. 90: 34. 1930.
- Mikania complanata* Gardner, London J. Bot. 5: 485. 1846. = *Mikania obovata* DC.
- Mikania concinna* Standley & Steyerl., Publ. Field Mus. Nat. Hist., Bot. Ser. 23: 260. 1947.
- Mikania conferta* Gardner, London J. Bot. 4: 119. 1845.
- Mikania confertissima* Schultz-Bip. ex Baker, Fl. Bras. 6(2): 242. 1876.
- Mikania congesta* DC., Prodr. 5: 197. 1836.
- Mikania conglomerata* Holmes & McDaniel, Phytologia 37: 469. 1977.
- Mikania consanguinea* Gardner, London J. Bot. 6: 448. 1847. = *Mikania psilostachya* DC.
- Mikania convolvulacea* DC., Prodr. 5: 199. 1836. = *Mikania cordifolia* (L. f.) Willd.
- Mikania copayensis* (error for *capayensis*) V. Badillo, Bol. Soc. Venez. Ci. Nat. 10: 304. 1946. = *Mikania trinitaria* DC.
- Mikania cordata* (Burm. f.) B. Robinson, Contr. Gray Herb. 104: 65. 1934.
- Mikania cordata* var. *chevalieri* C. Adams, J. W. Afr. Sci. Assoc. 8: 136. 1964. = *Mikania chevalieri* (C. Adams) Holmes & McDaniel.
- Mikania cordifolia* (L. f.) Willd., Sp. Pl. 3: 1746. 1803.
- Mikania cordiformes* Gardner, London J. Bot. 5: 487. 1846. error for (*cordiformes*) *cocaensis*. = *Mikania cordifolia* (L. f.) Willd.
- Mikania cordigera* W. Holmes, Phytologia 57: 441. 1985.
- Mikania corei* Holmes & McDaniel, Phytologia 50(1): 5. 1981.
- Mikania coriacea* Llave, Mosaico Mexicano 2: 299. 1837-1838. ignota.
- Mikania cornifolia* G. Don ex Baker, Fl. Bras. 6(2): 237. 1876. nom. nud. = *Mikania parviflora* (Aublet) Karsten.
- Mikania corydalifolia* Griseb., Mem. Amer. Acad. Arts 8: 512. 1863. = *Mikania ranunculifolia* Rich. ex Sagra.
- Mikania corymbiifolia* (B. Robinson) R. King & H. Robinson, Phytologia 53: 392. 1983.
- Mikania corymbulosa* Benth., Pl. Hartw. 211. 1845.
- Mikania crassifolia* Hieron., Bot. Jahrb. Syst. 36: 471. 1905.
- Mikania crispiflora* Wright, Anales Acad. Ci. Med. Habana 6: 179. 1869.
- Mikania cristata* B. Robinson, Proc. Amer. Acad. Arts 47: 195. 1911.
- Mikania cryptodonta* B. Robinson, Contr. Gray Herb. 73: 22. 1924. = *Mikania vitifolia* DC.
- Mikania cuencana* Hieron., Bot. Jahrb. Syst. 28: 581. 1901.
- Mikania cuningii* Schultz-Bip., Linnaea 34: 535. 1865-1866. nom. nud. = *Ophryosporus cuningii* Benth. ex Baker.
- Mikania cuneata* Schultz-Bip., Bonplandia 4: 54. 1856. nom. nud. = *Mikania guaco* Humb. & Bonpl.
- Mikania cutervensis* Hieron., Bot. Jahrb. Syst. 36: 473. 1905.
- Mikania cuzcoensis* Holmes & McDaniel, Phytologia 35: 329 (-330). 1977.
- Mikania cyanosma* Urban & Ekman, Ark. Bot. 23a(11): 69. 1931.
- Mikania cynanchifolia* (Hook. & Arn. ex Baker) B. Robinson, Contr. Gray Herb. 104: 63. 1934.
- Mikania decora* Poeppig & Endl., Nov. Gen. Sp. 3: 53. 1845.
- Mikania decumbens* Malme, Kongl. Svenska Vetenskapsakad. Handl. Ser. 3. 12(2): 52. 1933.
- Mikania deflexa* Gardner, London J. Bot. 5: 482. 1846. = *Mikania hundiiana* DC.
- Mikania deltoidea* Poeppig ex Sprengel, Syst. Veg. Fl. Peruv. Chil. 3: 423. 1826. = *Ageratina havanensis* (H. B. K.) R. King & H. Robinson.
- Mikania dentata* Sprengel, Syst. Veg. Fl. Peruv. Chil. 3: 422. 1826. = *Mikania ternata* (Vell. Conc.) B. Robinson.
- Mikania dentata* G. Barroso, Arch. Jard. Bot. Rio de Janeiro 16: 275. 1959. hom. illeg.
- Mikania denticulata* (Vahl) Willd., Sp. Pl. 3: 1744. 1803. = *Mikania micrantha* H. B. K., or *Mikania cordifolia* (L. f.) Willd.?
- Mikania desmocephala* B. Robinson, Contr. Gray Herb. 64: 7. 1922.
- Mikania dictyophylla* B. Robinson, Contr. Gray Herb. 64: 8. 1922.
- Mikania dictyota* B. Robinson, Contr. Gray Herb. 68: 37. 1923.
- Mikania dioscoreaefolia* DC., Prodr. 5: 198. 1836. = *Mikania capensis* DC.
- Mikania dioscoreoides* (Rusby) B. Robinson, Contr. Gray Herb. 64: 97. 1922.
- Mikania discolor* Baker, Fl. Bras. 6(2): 234. 1876. = *Mikania buddleiaefolia* DC.
- Mikania dissecta* Urban & Ekman, Ark. Bot. 23a(11): 73. 1931.
- Mikania divaricata* Poeppig & Endl., Nov. Gen. Sp. 3: 53. 1845.
- Mikania divaricata* Gardner, London J. Bot. 5: 488. 1846. = *Mikania microcephala* DC.
- Mikania diversifolia* DC., Prodr. 5: 201. 1836.
- Mikania duckei* G. Barroso, Arch. Jard. Bot. Rio de Janeiro 16: 255. 1959.
- Mikania dudleyi* Holmes & McDaniel, Phytologia 45: 297(-298). 1980.
- Mikania duidensis* B. Robinson in Gleason, Bull. Torrey Bot. Club 58: 485. 1931.
- Mikania dusenii* B. Robinson, Contr. Gray Herb. 96: 24. 1931.
- Mikania ecuadorensis* Holmes & McDaniel, Phytologia 31: 274 (-275). 1975.
- Mikania egersii* Hieron., Bot. Jahrb. Syst. 28: 582. 1901.
- Mikania elliptica* DC., Prodr. 7: 270. 1838.
- Mikania ericoides* Martius ex Baker, Fl. Bras. 6(2): 372. 1876. nom. nud. = *Pseudobrickellia angustissima* (Sprengel ex Baker) R. King & H. Robinson.
- Mikania erioclada* DC., Prodr. 5: 192. 1836.
- Mikania eriophora* Schultz-Bip. ex Hemsley in Godman, Biol. Cent.-Amer., Bot. 2: 103. 1881, nom. nud. = *Mikania pyramidata* J. D. Smith.
- Mikania eriostrepta* B. Robinson, Contr. Gray Herb. 104: 35. 1934.
- Mikania erithalina* DC., Prodr. 5: 193. 1836. = *Mikania nitida* (DC.) R. King & H. Robinson.
- Mikania estrellensis* Baker, Fl. Bras. 6(2): 231. 1876. = *Mikania trinervis* Hook. & Arn.
- Mikania eucosma* B. Robinson, Contr. Gray Herb. 64: 9. 1922.
- Mikania eupatorioides* Blake, J. Wash. Acad. Sci. 28: 481. 1938. = *Mikania aschersonii* Hieron.
- Mikania fastuosa* Lemaire, Fl. Serres Jard. Eur. 3(8): sub Pl. 10(262), n. 42. 1847, cult., ignot.
- Mikania featherstonei* B. Robinson, Contr. Gray Herb. 68: 38. 1923.
- Mikania fendleri* Klatt, Abh. Naturf. Ges. Halle 15: 324. 1882.
- Mikania ferruginea* (Rusby) B. Robinson, Contr. Gray Herb. 64: 101. 1922.
- Mikania fiebrigii* Hieron. in Urban, Bot. Jahrb. Syst. 40: 390. 1908.
- Mikania filgueirasii* R. King & H. Robinson, Phytologia 49: 488. 1981.

- Mikania filicifolia* B. Robinson, Contr. Gray Herb. 61: 14. 1920.  
*Mikania fimbriata* Gardner, London J. Bot. 4: 119. 1845. =  
*Mikania cordifolia* (L. f.) Willd.  
*Mikania firmula* Baker, Fl. Bras. 6(2): 266. 1876. = *Mikania*  
*ugricans* Gardner.  
*Mikania flabellata* Rusby ex B. Robinson, Contr. Gray Herb. 61:  
 14. 1920.  
*Mikania flaccida* B. Robinson, Contr. Gray Herb. 64: 9. 1922.  
*Mikania flavescens* Gardner, London J. Bot. 5: 481. 1846. =  
*Mikania nummularia* DC.  
*Mikania floribunda* Bojer ex DC., Prodr. 5: 198. 1836. = *Mikania*  
*capensis* DC.  
*Mikania florida* Aristeg., Mem. New York Bot. Gard. 9: 426.  
 1957.  
*Mikania fockeana* Miq., Linnaea 17: 68. 1843. = *Mikania psilo-*  
*stachya* DC.  
*Mikania fragilis* Urban, Symb. Antill. 1: 464. 1899.  
*Mikania fragrans* Ten. ex Lemaire, Fl. Serres Jard. Eur. 3(8): sub  
 Pl. 10(272), n. 42. 1847, nom. nud. in syn. = *Mikania fastuosa*  
 Lemaire.  
*Mikania fragrans* Klatt, Bot. Jahrb. Syst. 8: 36. 1886.  
*Mikania fulva* (Hook. & Arn.) Baker, Fl. Bras. 6(2): 222. 1876.  
*Mikania gabrieli* Baker, Fl. Bras. 6(2): 235. 1876. = *Mikania*  
*banisteriae* DC.  
*Mikania glandulifera* Holmes & McDaniel, Phytologia 37: 470.  
 1977.  
*Mikania glastifolia* Martius ex Baker, Fl. Bras. 6(2): 321. 1876,  
 nom. nud. = *Raulinoreitzia crenulata* (Sprengel) R. King & H.  
 Robinson.  
*Mikania glauca* Martius ex Baker, Fl. Bras. 6(2): 224. 1876.  
*Mikania glaziovii* Baker, Fl. Bras. 6(2): 251. 1876.  
*Mikania gleasonii* B. Robinson, Contr. Gray Herb. 73: 23. 1924.  
*Mikania glechomaefolia* Schultz-Bip. ex Baker, Fl. Bras. 6(2):  
 249. 1876, nom. nud. = *Mikania micrantha* H. B. K.  
*Mikania globifera* Rusby ex B. Robinson, Contr. Gray Herb. 61:  
 15. 1920.  
*Mikania globosa* Coulter, Bot. Gaz. (Crawfordsville) 20: 46. 1895,  
 nom. nud. in syn. = *Mikania aromatica* Oersted.  
*Mikania glomerata* Sprengel, Syst. Veg. Fl. Peruv. Chil. 3: 421.  
 1826.  
*Mikania glumiflora* Martius ex Baker, Fl. Bras. 6(2): 369. 1876,  
 nom. nud. = *Mikania oblongifolia* DC.  
*Mikania gonoclada* DC., Prodr. 5: 199. 1836. = *Mikania cor-*  
*difolia* (L. f.) Willd.  
*Mikania gonzalezii* B. Robinson & Greenman, Proc. Boston Soc.  
 Nat. Hist. 29: 107. 1899.  
*Mikania goyazensis* (B. Robinson) R. King & H. Robinson, Phyto-  
 logia 47: 126. 1980.  
*Mikania gracilipes* B. Robinson, Contr. Gray Herb. 61: 15. 1920.  
*Mikania gracilis* Schultz-Bip. ex Miq., Stirp. Surinam. Select.  
 187. 1851. = *Mikania vitifolia* DC.  
*Mikania gracillima* Dusen ex Malme, Kongl. Svenska Vetens-  
 kapsakad. Handl. Ser. 3. 12(2): 61. 1933, nom. nud. in syn.  
 = *Mikania ternata* (Vell. Conc.) B. Robinson.  
*Mikania grandifolia* Schultz-Bip. ex Baker, Fl. Bras. 6(2): 246.  
 1876, nom. nud. = *Mikania vitifolia* DC.  
*Mikania granulata* B. Robinson, Contr. Gray Herb. 77: 51. 1926.  
*Mikania grazielae* R. King & H. Robinson, Phytologia 45: 126.  
 1980.  
*Mikania guaco* Humb. & Bonpl., Pl. Aequin. 2: 84. T. 105. 1810-  
 1811.  
*Mikania guaranitica* Hassler, Feddes Repert. 14: 172. 1915.  
*Mikania guatemalensis* Standley & Steyer., Publ. Field Mus.  
 Nat. Hist., Bot. Ser. 23: 105. 1944. = *Mikania houstoniana*  
 (L.) B. Robinson.  
*Mikania guilleminii* B. Robinson, Contr. Gray Herb. 96: 26.  
 1931.  
*Mikania haenkeana* DC., Prodr. 5: 196. 1836.  
*Mikania hagei* R. King & H. Robinson, Phytologia 45: 128. 1980.  
*Mikania harlingii* R. King & H. Robinson, Phytologia 60: 82.  
 1986.  
*Mikania hassleriana* Chodat in Chodat & Hassler, Bull. Herb.  
 Boissier Ser. 2. 3: 712. 1903.  
*Mikania hastata* (L.) Willd., Sp. Pl. 3: 1742. 1803.  
*Mikania hastato-cordata* Malme, Ark. Bot. 24a(6): 39. 1932.  
*Mikania hastifolia* Baker, Fl. Bras. 6(2): 270. 1876.  
*Mikania hatschbachii* G. Barroso, Arch. Jard. Bot. Rio de Janeiro  
 16: 326. 1959.  
*Mikania hederæfolia* DC., Prodr. 5: 202. 1836. = *Mikania glom-*  
*erata* Sprengel.  
*Mikania hederæfolia* Schultz-Bip., Linnaea 30: 182. 1859-1860,  
 nom. nud. = *Mikania triangularis* Baker.  
*Mikania hemisphaerica* Schultz-Bip. ex Baker, Fl. Bras. 6(2): 254.  
 1876.  
*Mikania hesperia* B. Robinson, Contr. Gray Herb. 73: 24. 1924.  
*Mikania hexagona* B. Robinson, Proc. Amer. Acad. Arts 47: 196.  
 1911. = *Mikania microptera* DC.  
*Mikania hexagonocaulis* Holmes & McDaniel, Phytologia 37:  
 471. 1977.  
*Mikania hioramii* Britton & B. Robinson, Contr. Gray Herb. 61:  
 16. 1920.  
*Mikania hirsutissima* DC., Prodr. 5: 200. 1836.  
*Mikania hispida* Gardner, London J. Bot. 5: 490. 1846. = *Mi-*  
*kania conferta* Gardner.  
*Mikania hitchcockii* B. Robinson, Contr. Gray Herb. 73: 25.  
 1924.  
*Mikania hoehnei* B. Robinson, Contr. Gray Herb. 104: 36. 1934.  
*Mikania hoffmanniana* Dusen ex Malme, Kongl. Svenska Ve-  
 tenskapsakad. Handl. Ser. 3. 12(2): 54. 1933.  
*Mikania holwayana* B. Robinson, Contr. Gray Herb. 64: 11.  
 1922.  
*Mikania hookeriana* DC., Prodr. 5: 195. 1836.  
*Mikania hostmanii* Miq., Stirp. Surinam. Select. 189. 1851. =  
*Mikania cordifolia* (L. f.) Willd.  
*Mikania hotteana* Urban & Ekman, Ark. Bot. 23a(11): 72. 1931.  
*Mikania houstoniana* (L.) B. Robinson, Proc. Amer. Acad. Arts  
 42: 47. 1906.  
*Mikania houstonis* Willd., Sp. Pl. 3: 1742. 1803. = *Mikania*  
*houstoniana* (L.) B. Robinson.  
*Mikania huaco* Rieux ex Sprengel, Syst. Veg. Fl. Peruv. Chil. 3:  
 422. 1826, nom. nud. = *Mikania guaco* Humb. & Bonpl.  
*Mikania huachuensis* Holmes & McDaniel, Phytologia 41: 190  
 (-191). 1978.  
*Mikania hützensis* Standley & Steyer., Publ. Field Mus. Nat.  
 Hist., Bot. Ser. 23: 260. 1947. = *Mikania cordifolia* (L. f.) Willd.  
*Mikania humilis* Kuntze ex Hieron., Bot. Jahrb. Syst. 22: 792.  
 1897, nom. nud. = *Mikania mendocina* Philippi.  
*Mikania hylibates* B. Robinson, Contr. Gray Herb. 77: 52. 1926.  
 = *Mikania hookeriana* DC.  
*Mikania ildefonsiana* Gardner, London J. Bot. 5: 484. 1846. =  
*Mikania argyretae* DC.  
*Mikania iltisii* R. King & H. Robinson, Phytologia 29: 124. 1974,  
 nom. nov.  
*Mikania inrayana* Griseb., Fl. Brit. W. I. 363. 1861. = *Mikania*  
*hookeriana* DC.  
*Mikania incasina* B. Robinson, Contr. Gray Herb. 64: 11. 1922.  
*Mikania infesta* B. Robinson, Contr. Gray Herb. 104: 37. 1934.  
*Mikania inordinata* R. King & H. Robinson, Phytologia 45: 129.  
 1980. = *Mikania campanulata* Gardner.  
*Mikania inornata* B. Robinson, Contr. Gray Herb. 73: 26. 1924.  
*Mikania involucrata* Hook. & Arn., Companion Bot. Mag. 1:  
 243. 1835.  
*Mikania iodotricha* Blake, J. Wash. Acad. Sci. 28: 483. 1938.  
*Mikania iquitosensis* B. Robinson, Contr. Gray Herb. 104: 38.  
 1934.

- Mikania iserniana* Cuatrec., Anales Ci. Univ. Madrid 4(2): 235. 1935.
- Mikania itambana* Gardner, London J. Bot. 5: 481. 1846, see *M. stambana*.
- Mikania jamaicensis* B. Robinson, Contr. Gray Herb. 64: 12. 1922.
- Mikania jamesonii* B. Robinson, Contr. Gray Herb. 61: 17. 1920.
- Mikania javitensis* V. Badillo, Bol. Soc. Venez. Ci. Nat. 9: 133. 1944.
- Mikania jelskii* Hieron., Bot. Jahrb. Syst. 36: 475. 1905.
- Mikania joergensenii* B. Robinson, Contr. Gray Herb. 64: 13. 1922.
- Mikania johnstonii* B. Robinson, Contr. Gray Herb. 64: 14. 1922.
- Mikania jujuyensis* Cabrera, Fl. Prov. Jujuy 10: 105. 1978.
- Mikania juninensis* Holmes & McDaniel, Phytologia 41: 185 (-186). 1978.
- Mikania karsteniana* Klotzsch, Bot. Jahrb. Syst. 28: 581. 1901. = *Mikania pannosa* Baker.
- Mikania karuaiensis* V. Badillo, Bol. Soc. Venez. Ci. Nat. 10: 296. 1946. = *Mikania psilostachya* DC.
- Mikania kavanayensis* V. Badillo, Bol. Soc. Venez. Ci. Nat. 10: 300. 1946. = *Mikania banisteriae* DC.
- Mikania killipii* B. Robinson, Contr. Gray Herb. 77: 53. 1926.
- Mikania kleiniana* Cabrera, Sellowia 15: 236. Fig. 8. 1963.
- Mikania klugii* B. Robinson, Contr. Gray Herb. 104: 38. 1934.
- Mikania kubitzkii* R. King & H. Robinson, Phytologia 48: 224. 1981.
- Mikania laevigata* Schultz-Bip. ex Baker, Fl. Bras. 6(2): 241. 1876.
- Mikania laevis* DC., Prodr. 5: 194. 1836. = *Mikania trinervis* Hook. & Arn.
- Mikania lagoensis* Baker, Fl. Bras. 6(2): 220. 1876.
- Mikania lanceolata* Hieron. in Sodiro, Bot. Jahrb. Syst. 29: 17. 1900.
- Mikania lancifolia* B. Robinson, Contr. Gray Herb. 61: 17. 1920.
- Mikania lanigera* Gardner, London J. Bot. 5: 479. 1846. = *Mikania leiolaena* DC.
- Mikania lanuginosa* DC., Prodr. 5: 201. 1836.
- Mikania larensis* V. Badillo, Bol. Soc. Venez. Ci. Nat. 10: 298. 1946. = *Mikania stuebelii* Hieron.
- Mikania lasiandrae* DC., Prodr. 5: 189. 1836.
- Mikania lasiopoda* B. Robinson, Contr. Gray Herb. 73: 27. 1924.
- Mikania latifolia* Smith in Rees, Cycl. 23. Mikania N. 8. 1819.
- Mikania latisquama* Cabrera, Sellowia 15: 241. Fig. 9. 1963.
- Mikania laurifolia* (L. f.) Willd., Sp. Pl. 3: 1746. 1803.
- Mikania lawrancei* B. Robinson, Contr. Gray Herb. 104: 39. 1934.
- Mikania laxa* DC., Prodr. 5: 200. 1836. = *Mikania angularis* Humb. & Bonpl.
- Mikania laxa* A. Chev., Expl. Bot. Afr. Occ. Franc. 1: 360. 1920, nom. nud. = *Mikania chevalieri* (C. Adams) Holmes & McDaniel.
- Mikania lechleri* Schultz-Bip. ex B. Robinson, Contr. Gray Herb. 90: 35. 1930. = *Mikania vitifolia*.
- Mikania lehmannii* Hieron., Bot. Jahrb. Syst. 19: 46. 1894.
- Mikania leiolaena* DC., Prodr. 5: 188. 1836.
- Mikania leiostachya* Benth., Pl. Hartw. 201. 1845.
- Mikania lepidophora* Urban, Symb. Antill. 7: 423. 1912.
- Mikania leptotricha* Baker, Fl. Bras. 6(2): 234. 1876.
- Mikania leucophylla* (Rusby) B. Robinson, Proc. Amer. Acad. Arts 47: 196. 1911.
- Mikania liervalii* Herincq, Horticulteur Franc. 18. 1866, ignota, cult.
- Mikania ligustrifolia* DC., Prodr. 5: 191. 1836.
- Mikania lima* Schlechtend. ex Martius, Flora 24, 2 Beibl. 110. 1841. = *Mikania psilostachya* DC.
- Mikania lindbergii* Baker, Fl. Bras. 6(2): 232. 1876.
- Mikania lindeni* S. Moore, J. Bot. 66: 166. 1928.
- Mikania lindleyana* DC., Prodr. 5: 195. 1836.
- Mikania linearifolia* DC., Prodr. 5: 187. 1836.
- Mikania lloensis* Hieron. in Sodiro, Bot. Jahrb. Syst. 29: 18. 1900.
- Mikania longiacuminata* (Rusby) B. Robinson, Contr. Gray Herb. 64: 103. 1922.
- Mikania longicaulis* Wallich, Num. List Dr. Pl. 3073. 1831, nom. nud. = *Eupatorium cannabinum* L.
- Mikania longiflora* (Rusby) B. Robinson, Proc. Amer. Acad. Arts 47: 196. 1911.
- Mikania longifolia* Larran., Escr. D. A. Larranaga 1: 408. 1922, ignota.
- Mikania longipes* Baker, Fl. Bras. 6(2): 233. 1876.
- Mikania loretensis* B. Robinson, Contr. Gray Herb. 64: 15. 1922. = *Mikania parviflora* (Aublet) Karsten.
- Mikania loxensis* H. B. K., Nov. Gen. Sp. 4: 106. Ed. Folio. 1818. = *Mikania cordifolia* (L. f.) Willd.
- Mikania lucida* Blake in Gleason & Killip, Brittonia 3: 199. 1939.
- Mikania luetzelburgii* Mattf., Notizbl. Bot. Gart. Berlin-Dahlem 9: 381. 1925.
- Mikania lundiana* DC., Prodr. 7: 270. 1838.
- Mikania lutescens* B. Robinson, Contr. Gray Herb. 80: 37. 1928.
- Mikania macbridei* B. Robinson, Contr. Gray Herb. 73: 27. 1924.
- Mikania macedoi* G. Barroso, Arch. Jard. Bot. Rio de Janeiro 16: 247. 1959.
- Mikania malacolepis* B. Robinson, Contr. Gray Herb. 104: 40. 1934.
- Mikania manaosensis* Hieron. in Ule, Verh. Bot. Vereins Prov. Brandenburg 48: 201. 1907. = *Mikania sprucei* Baker.
- Mikania mandonii* Schultz-Bip., Linnaea 34: 536. 1865-1866. = *Ophryosporus piquerioides* (DC.) Benth. ex Baker.
- Mikania manettiae* DC., Prodr. 5: 191. 1836. = *Mikania stipulacea* (Vahl) Willd.
- Mikania marahuacensis* Steyerem. & Maguire, Acta Bot. Venez. 14: 28. 1984.
- Mikania maritima* Cabrera, Bol. Soc. Argent. Bot. 5: 37. 1953.
- Mikania maritima* Gardner, London J. Bot. 5: 489. 1846. = *Mikania stipulacea* (Vahl) Willd.
- Mikania martiana* Gardner, London J. Bot. 5: 484. 1846. = *Mikania hirsutissima* DC.
- Mikania mathewsii* B. Robinson, Contr. Gray Herb. 61: 18. 1920.
- Mikania matts-silvae* R. King & H. Robinson, Phytologia 49: 489. 1981.
- Mikania maxonii* Proctor, Bull. Inst. Jamaica Sci. Ser. 16: 72. 1967.
- Mikania mazanensis* Holmes & McDaniel, Phytologia 31: 275 (-276). 1975.
- Mikania mazaruniensis* Holmes & McDaniel, Phytologia 50: 7. 1981.
- Mikania megalophylla* Holmes & McDaniel, Phytologia 31: 276 (-277). 1975.
- Mikania melastomacea* Blake, J. Wash. Acad. Sci. 28: 480. 1938. = *Mikania decora* Poeppig & Endl., ?
- Mikania melissaefolia* (Lam.) Willd., Sp. Pl. 3: 1747. 1803. = *Stevia melissaefolia* (Lam.) Schultz-Bip.
- Mikania mendocina* Philippi, Sert. Mendoc. Alt. 20. 1870.
- Mikania menispermea* DC., Prodr. 5: 200. 1836. = *Mikania scandens* (L.) Willd.
- Mikania meridana* V. Badillo, Bol. Soc. Venez. Ci. Nat. 10: 303. 1946. = *Mikania banisteriae* DC.
- Mikania meridensis* V. Badillo, Bol. Soc. Venez. Ci. Nat. 9: 134. 1944. = *Mikania stuebelii* Hieron.
- Mikania micayensis* B. Robinson, Contr. Gray Herb. 77: 54. 1926.
- Mikania michelangeliana* Steyerem., Ann. Missouri Bot. Gard. 71: 339. 1984.
- Mikania miconioides* B. Robinson, Contr. Gray Herb. 61: 19. 1920.

- Mikania micrantha* H. B. K., Nov. Gen. Sp. 4: 105. Ed. Folio. 1818.
- Mikania microcephala* DC., Prodr. 5: 200. 1836.
- Mikania microdonta* DC., Prodr. 5: 200. 1836.
- Mikania microlepis* Baker, Fl. Bras. 6(2): 259. 1876.
- Mikania microphylla* Schultz-Bip. ex Baker, Fl. Bras. 6(2): 219. 1876.
- Mikania microptera* DC., Prodr. 5: 196. 1836.
- Mikania millei* B. Robinson, Contr. Gray Herb. 77: 55. 1926.
- Mikania minima* (Baker) B. Robinson, Contr. Gray Herb. 104: 60. 1934.
- Mikania molinensis* V. Badillo, Bol. Soc. Venez. Ci. Nat. 10: 296. 1946. = *Mikania banisteriae* DC.
- Mikania mollis* H. B. K., Nov. Gen. Sp. 4: 105. Ed. Folio. 1818. = *Mikania cordifolia* (L. f.) Willd.
- Mikania monagasensis* V. Badillo, Bol. Soc. Venez. Ci. Nat. 10: 300. 1946.
- Mikania montana* B. Robinson, Contr. Gray Herb. 73: 29. 1924.
- Mikania montevidensis* Sprengel ex Baker, Fl. Bras. 6(2): 222. 1876, nom. nud. in syn. = *Mikania ternifolia* DC.
- Mikania montverdensis* Proctor, Bull. Inst. Jamaica Sci. Ser. 16: 75. 1967.
- Mikania monzonensis* Hieron. in Urban, Bot. Jahrb. Syst. 40: 391. 1908. = *Mikania haenkeana* DC.
- Mikania morii* R. King & H. Robinson, Phytologia 45: 130. 1980.
- Mikania mosenii* Malme, Kongl. Svenska Vetenskapsakad. Handl. Ser. 3. 12(2): 53. 1933.
- Mikania mossambicensis* Steetz, Naturw. Reise Mossambique 377. 1852-1882, ignota.
- Mikania moyobambensis* Hieron. in Urban, Bot. Jahrb. Syst. 40: 393. 1908. = *Mikania psilostachya* DC.
- Mikania mucronulifera* B. Robinson, Contr. Gray Herb. 77: 55. 1926.
- Mikania multinervia* Turcz., Bull. Soc. Imp. Naturalistes Moscou 24(2): 59. 1851.
- Mikania mutisiana* Cuatrec., Trab. Mus. Nac. Ci. Nat., Ser. Bot. 29: 18. 1935. = *Mikania caldasana* B. Robinson.
- Mikania myricaefolia* Bojer ex DC., Prodr. 5: 188. 1836. = *Senecio myricaefolius* (Bojer ex DC.) Humbert. SENECEIONAE.
- Mikania myrioccephala* DC., Prodr. 5: 191. 1836.
- Mikania napensis* Blake, J. Wash. Acad. Sci. 28: 484. 1938. = *Mikania guaco* Humb. & Bonpl.
- Mikania natalensis* DC., Prodr. 5: 198. 1836.
- Mikania neblinensis* Aristeg., Mem. New York Bot. Gard. 9: 368. 1957.
- Mikania nebulorum* Dusen ex Malme, Kongl. Svenska Vetenskapsakad. Handl. Ser. 3. 12(2): 56. 1933, nom. nud. in syn. = *Mikania smaragdina* Dusen ex Malme.
- Mikania neei* W. Holmes, Phytologia 58: 165. 1985.
- Mikania neglecta* B. Robinson, Candollea 5: 173. 1934. = *Mikania warmingii* Schultz-Bip. ex Baker.
- Mikania nemorosa* Klatt, Bot. Jahrb. Syst. 8: 36. 1886.
- Mikania neurocaula* DC., Prodr. 5: 188. 1836.
- Mikania niederleinii* Hieron., Bot. Jahrb. Syst. 22: 792. 1897. = *Mikania periplocifolia* Hook. & Arn.
- Mikania nigricans* Gardner, London J. Bot. 5: 486. 1846.
- Mikania nigropunctulata* Hieron., Bot. Jahrb. Syst. 28: 578. 1901.
- Mikania nitida* (DC.) R. King & H. Robinson, Phytologia 47: 126. 1980.
- Mikania nitidula* Baker, Fl. Bras. 6(2): 243. 1876. = *Mikania lindbergii* Baker.
- Mikania nodosa* Sprengel, Syst. Veg. Fl. Peruv. Chil. 3: 423. 1826, ignota.
- Mikania nodulosa* Schultz-Bip. ex Baker, Fl. Bras. 6(2): 235. 1876.
- Mikania nubigena* B. Robinson, Contr. Gray Herb. 77: 57. 1926. = *Mikania pittieri* B. Robinson.
- Mikania nummularia* DC., Prodr. 5: 188. 1836.
- Mikania oblongifolia* DC., Prodr. 5: 188. 1836.
- Mikania obovata* DC., Prodr. 5: 192. 1836.
- Mikania obscura* Sprengel ex Baker, Fl. Bras. 6(2): 362. 1876, nom. nud. in syn. = *Barrosoa betonicaeformis* (DC.) R. King & H. Robinson.
- Mikania obsoleta* (Vell. Conc.) G. Barroso, Arch. Jard. Bot. Rio de Janeiro 16: 291. 1959.
- Mikania obtusata* DC., Prodr. 5: 192. 1836.
- Mikania ochroleuca* B. Robinson, Contr. Gray Herb. 80: 38. 1928.
- Mikania odorata* Lehm., Garten & Blumen (Hamburg) Gartenz. 5: 369. 1849. = *Mikania fastuosa* Lemaire.
- Mikania odoratissima* Urban, Symb. Antill. 1: 464. 1899.
- Mikania officinalis* Martius, Reise Bras. 1: 283. 1820.
- Mikania olivacea* Klatt in T. Durand & Pittier, Bull. Soc. Roy. Bot. Belgique 31: 195. 1892. = *Mikania guaco* Humb. & Bonpl.
- Mikania oniaensis* V. Badillo, Bol. Soc. Venez. Ci. Nat. 10: 297. 1946. = *Mikania banisteriae* DC.
- Mikania oopetala* Urban & Niedenzu, Symb. Antill. 2: 461. 1901.
- Mikania opifera* Martius, Reise Bras. 1: 279. 1820. = *Mikania cordifolia* (L. f.) Willd.
- Mikania oreimeles* B. Robinson, Contr. Gray Herb. 68: 39. 1923.
- Mikania oreopola* B. Robinson, Contr. Gray Herb. 64: 16. 1922.
- Mikania orinocensis* H. B. K., Nov. Gen. Sp. 4: 105. Ed. Folio. 1818. = *Mikania micrantha* H. B. K.
- Mikania orleansensis* Hieron., Bot. Jahrb. Syst. 22: 790. 1897.
- Mikania ovalis* Griseb., Fl. Brit. W. I. 363. 1861.
- Mikania oxylepis* Schultz-Bip. ex Baker, Fl. Bras. 6(2): 220. 1876.
- Mikania oxyota* DC., Prodr. 5: 198. 1836. = *Mikania capensis* DC.
- Mikania pachychaeta* (Baker) G. Barroso, Arch. Jard. Bot. Rio de Janeiro 16: 272. 1959.
- Mikania pachydictya* B. Robinson, Contr. Gray Herb. 80: 38. 1928.
- Mikania pachylepis* Schultz-Bip. ex Baker, Fl. Bras. 6(2): 239. 1876. = *Mikania rufescens* Schultz-Bip. ex Baker.
- Mikania pachyphylla* Urban, Symb. Antill. 1: 463. 1899.
- Mikania paezensis* B. Robinson, Proc. Amer. Acad. Arts 47: 197. 1911. = *Mikania popayanensis* Hieron.
- Mikania palustris* (Gardner) R. King & H. Robinson, Phytologia 47: 126. 1980.
- Mikania panamensis* B. Robinson, Contr. Gray Herb. 104: 41. 1934. = *Mikania amblyolepis* B. Robinson.
- Mikania paniculata* DC., Prodr. 5: 194. 1836.
- Mikania pannosa* Baker, Fl. Bras. 6(2): 261. 1876.
- Mikania papillosa* Klatt, Abh. Naturf. Ges. Halle 15: 325. 1882.
- Mikania paranahybensis* G. Barroso, Arch. Jard. Bot. Rio de Janeiro 16: 289. 1959.
- Mikania paranensis* Dusen, Arch. Bot. \*PICK CORRECT ENTRY 9(15): 21. 1910.
- Mikania parkeriana* DC., Prodr. 5: 199. 1836. = *Mikania congesta* DC.
- Mikania parodii* Cabrera, Revista Mus. La Plata, Secc. Bot. 4: 46. 1941. = *Mikania mendocina* Philippi.
- Mikania parvicapitulata* Hieron. in Urban, Bot. Jahrb. Syst. 40: 392. 1908.
- Mikania parviflora* (Aublet) Karsten, Deut. Fl. 1061. 1880-1883.
- Mikania parvifolia* Baker, Fl. Bras. 6(2): 226. 1876.
- Mikania pastazae* B. Robinson, Contr. Gray Herb. 73: 29. 1924.
- Mikania paucifolia* W. Holmes, Phytologia 57: 442. 1985.
- Mikania pellucidivenia* Hieron., Bot. Jahrb. Syst. 36: 474. 1905. = *Mikania haenkeana* DC.
- Mikania pendula* Holmes & McDaniel, Phytologia 37: 472. 1977.
- Mikania pennellii* B. Robinson, Contr. Gray Herb. 61: 19. 1920.
- Mikania penstemonoides* DC., Prodr. 5: 189. 1836. = *Mikania sulcata* (Hook. & Arn.) B. Robinson.
- Mikania periplocifolia* Hook. & Arn., Companion Bot. Mag. 1: 243. 1835.

- Mikania pernambucensis* Gardner, London J. Bot. 5: 490. 1846.  
*Mikania perstipulata* W. Holmes, Phytologia 58: 243. 1985.  
*Mikania petrina* Standley & Steyerl., Publ. Field Mus. Nat. Hist., Bot. Ser. 23: 261. 1947.  
*Mikania phaeocladus* Martius ex Baker, Fl. Bras. 6(2): 256. 1876.  
*Mikania phelpsii* Maguire & Steyerl. in Lasser & Maguire, Brittonia 7: 89. 1950. = *Mikania lucida* Blake in Gleason & Killip.  
*Mikania phyllopoda* Griseb., Abh. Konigl. Ges. Wiss. Gottingen 19: 122. 1874. = *Mikania urticaefolia* Hook. & Arn.  
*Mikania pichinchensis* Hieron., Bot. Jahrb. Syst. 28: 576. 1901.  
*Mikania pilcomayensis* (Hassler) B. Robinson, Contr. Gray Herb. 104: 64. 1934.  
*Mikania pilosa* Baker, Fl. Bras. 6(2): 234. 1876.  
*Mikania pinnatiloba* DC., Prodr. 5: 187. 1836.  
*Mikania pittieri* B. Robinson, Proc. Boston Soc. Nat. Hist. 31: 255. 1904.  
*Mikania platylepis* D. Don ex R. King & H. Robinson, Phytologia 58: 263. 1985.  
*Mikania platyloba* Urban & Ekman, Ark. Bot. 23a(11): 72. 1931.  
*Mikania platyphylla* DC., Prodr. 5: 195. 1836. = *Mikania hookeriana* DC.  
*Mikania poeppigii* Sprengel, Syst. Veg. Fl. Peruv. Chil. 3: 422. 1826. = *Mikania cordifolia* (L. f.) Willd.  
*Mikania pohliana* Schultz-Bip. ex Baker, Fl. Bras. 6(2): 232. 1876.  
*Mikania pohlii* (Baker) R. King & H. Robinson, Phytologia 47: 126. 1980.  
*Mikania polybotrys* G. Don ex Baker, Fl. Bras. 6(2): 266. 1876. nom. nud. in syn. = *Mikania psilostachya* DC.  
*Mikania polycephala* Urban, Symb. Antill. 2: 459. 1901.  
*Mikania polycephala* Dusen ex Malme, Kongl. Svenska Vetenskapsakad. Handl. 3: 12(2): 55. 1933, nom. nud. in syn. = *Mikania hoffmanniana* Dusen ex Malme.  
*Mikania polychaeta* Urban, Feddes Repert. 16: 146. 1919.  
*Mikania polystachya* DC., Prodr. 5: 190. 1836. = *Mikania psilostachya* DC.  
*Mikania popayanensis* Hieron., Bot. Jahrb. Syst. 28: 579. 1901.  
*Mikania populifolia* Gardner, London J. Bot. 5: 485. 1846.  
*Mikania porosa* Urban, Symb. Antill. 1: 465. 1899.  
*Mikania premnifolia* Gardner, London J. Bot. 5: 480. 1846.  
*Mikania producta* Urban & Ekman, Ark. Bot. 23a(11): 70. 1931.  
*Mikania pseudogracilis* R. King & H. Robinson, Phytologia 53: 392. 1983.  
*Mikania pseudohoffmanniana* G. Barroso, Arch. Jard. Bot. Rio de Janeiro 16: 285. 1959.  
*Mikania pseudomicrocephala* R. King & H. Robinson, Phytologia 49: 490. 1981.  
*Mikania psilostachya* DC., Prodr. 5: 190. 1836.  
*Mikania psychotrioides* DC., Prodr. 5: 193. 1836. = *Mikania obovata* DC.  
*Mikania ptaretquiensis* V. Badillo, Bol. Soc. Venez. Ci. Nat. 10: 302. 1946. = *Mikania banisteriae* DC.  
*Mikania pterocaula* Schultz-Bip. ex Klatt, Leopoldina 20: 91. 1884.  
*Mikania pteropoda* DC., Prodr. 5: 191. 1836.  
*Mikania puberula* Gardner, London J. Bot. 5: 482. 1846. = *Mikania selloi* Sprengel.  
*Mikania pubescens* Muhlenb., Cat. Pl. Amer. Sept. 71. 1813. = *Mikania scandens* (L.) Willd.  
*Mikania pulverulenta* Sodiro ex B. Robinson, Contr. Gray Herb. 77: 58. 1926.  
*Mikania punctata* Gardner, London J. Bot. 4: 118. 1845. = *Mikania pteropoda* DC.  
*Mikania punctata* Klatt in T. Durand & Pittier, Bull. Soc. Roy. Bot. Belgique 31: 195. 1892. = *Mikania vitifolia* DC.  
*Mikania purpurascens* Schultz-Bip. ex Baker, Fl. Bras. 6(2): 371. 1876, nom. nud. in syn. = *Mikania purpurascens* (Baker) R. King & H. Robinson.  
*Mikania purpurascens* (Baker) R. King & H. Robinson, Phytologia 47: 126. 1980.  
*Mikania pycnadenia* B. Robinson, Contr. Gray Herb. 64: 18. 1922.  
*Mikania pyramidata* J. D. Smith, Bot. Gaz. (Crawfordsville) 13: 188. 1888.  
*Mikania pyrifolia* DC., Prodr. 5: 195. 1836. = *Senecio curvatus* Baker. SENECEONEAE.  
*Mikania racemosa* Martius ex Baker, Fl. Bras. 6(2): 270. 1876, nom. nud. in syn. = *Mikania ligustrifolia* DC.  
*Mikania racemulosa* Benth., J. Bot. (Hooker) 2: 41. 1840. = *Mikania psilostachya* DC.  
*Mikania racemulosa* Klatt, Abh. Naturf. Ges. Halle 15: 325. 1882. = *Mikania nigropunctulata* Hieron.  
*Mikania ramiziana* Glaz., Bull. Soc. Bot. France Mem. 3: 56: 393. 1910, nom. nud. = *Mikania pteropoda* DC.  
*Mikania ramosissima* Gardner, London J. Bot. 5: 483. 1846.  
*Mikania ranunculifolia* Rich. ex Sagra, Hist. Fis. Cuba, Bot. 3: 45. 1853.  
*Mikania regnellii* Schultz-Bip., Linnaea 22: 572. 1849, nom. nud. Linnaea 30: 182. 1859-60. = *Mikania sessilifolia* DC.  
*Mikania repanda* Llave, Mosaico Mexicano 2: 299. 1837-1838. = *Mikania pyramidata* J. D. Smith, ?  
*Mikania resinosa* Sprengel, Neue Entd. 2: 134. 1820. = *Dasycondylus resinosus* (Sprengel) R. King & H. Robinson.  
*Mikania reticulata* Gardner, London J. Bot. 5: 480. 1846.  
*Mikania reticulosa* Wright, Anales Acad. Ci. Med. Habana 6: 180. 1869.  
*Mikania retifolia* Schultz-Bip. ex Baker, Fl. Bras. 6(2): 242. 1876.  
*Mikania rhomboidea* Urban & Ekman, Ark. Bot. 23a(11): 71. 1931.  
*Mikania riedeliana* Casar. ex B. Robinson, Candollea 5: 174. 1934. = *Mikania rufescens* Schultz-Bip. ex Baker.  
*Mikania rimachii* Holmes & McDaniel, Phytologia 41: 195 (-196). 1978.  
*Mikania riparia* Greenman ex B. Robinson, Proc. Boston Soc. Nat. Hist. 31: 255. 1904.  
*Mikania rivularis* B. Robinson, Contr. Gray Herb. 73: 30. 1924.  
*Mikania robinsoniana* Steyerl., Fieldiana, Bot. 28(3): 660. 1953, nom. nov. = *Mikania nigropunctulata* Hieron.  
*Mikania rondonensis* V. Badillo, Bol. Soc. Venez. Ci. Nat. 10: 297. 1946.  
*Mikania roaimensis* B. Robinson, Contr. Gray Herb. 80: 39. 1928. = *Mikania sprucei* Baker.  
*Mikania rothii* G. Barroso, Arch. Jard. Bot. Rio de Janeiro 16: 271. 1959.  
*Mikania rotunda* Griseb., Fl. Brit. W. I. 364. 1861.  
*Mikania rotundifolia* G. Barroso, Arch. Jard. Bot. Rio de Janeiro 16: 251. 1959. = *Mikania salzmanniaefolia* DC.  
*Mikania rubella* Lingelsh., Feddes Repert. 7: 250. 1909.  
*Mikania rubiginosa* Smith in Rees, Cycl. 23. Mikania N. 12. 1819. = *Mikania cordifolia* (L. f.) Willd.  
*Mikania rufa* Benth., Pl. Hartw. 201. 1845.  
*Mikania rufescens* Schultz-Bip. ex Baker, Fl. Bras. 6(2): 238. 1876.  
*Mikania rugosa* B. Robinson, Contr. Gray Herb. 61: 20. 1920.  
*Mikania ruiziana* Poeppig & Endl., Nov. Gen. Sp. 3: 53. 1845. = *Mikania banisteriae* DC.  
*Mikania rusbyi* B. Robinson, Contr. Gray Herb. 64: 18. 1922.  
*Mikania sagittata* Blanco, Fl. Filip. (ed. 2) 54. 1837. = *Mikania cordata* (Burm. f.) B. Robinson.  
*Mikania sagittifera* B. Robinson, Contr. Gray Herb. 104: 68. 1934.  
*Mikania salicifolia* Hassler, Feddes Repert. 12: 367. 1913.  
*Mikania saltensis* Hieron., Bot. Jahrb. Syst. 22: 794. 1897.  
*Mikania salviaefolia* Gardner, London J. Bot. 5: 487. 1846.  
*Mikania salzmanniaefolia* DC., Prodr. 5: 193. 1836.

- Mikania sanderi* Sander, Cat. 22. 1899. = *Mikania liervalii* Hieron., ?
- Mikania sanjacintensis* V. Badillo, Bol. Soc. Venez. Ci. Nat. 10: 298. 1946. = *Mikania hookeriana* DC.
- Mikania santamensis* V. Badillo, Bol. Soc. Venez. Ci. Nat. 9: 135. 1944. = *Mikania trinitaria* DC.
- Mikania santosii* R. King & H. Robinson, Phytologia 45: 131. 1980.
- Mikania sapucayensis* Hassler, Feddes Repert. 14: 171. 1915. = *Mikania variifolia* Hieron.
- Mikania sarcodes* Baker, Fl. Bras. 6(2): 269. 1876.
- Mikania satirejaefolia* (Lam.) Willd., Sp. Pl. 3: 1747. 1803. = *Stevia satireifolia* Lam.
- Mikania scabra* DC., Prodr. 5: 190. 1836. = *Mikania psilostachya* DC.
- Mikania scabrida* Baker, Fl. Bras. 6(2): 258. 1876.
- Mikania scandens* (L.) Willd., Sp. Pl. 3: 1743. 1803.
- Mikania scandens* var. *cynanchifolia* Hook. & Arn. ex Baker, Fl. Bras. 6(2): 249. 1876. = *Mikania cynanchifolia* (Hook. & Arn. ex Baker) B. Robinson.
- Mikania scandens* var. *minima* Baker, Fl. Bras. 6(2): 250. 1876. = *Mikania minima* (Baker) B. Robinson.
- Mikania scandens* var. *pilcomayensis* Hassler, Feddes Repert. Spec. Nov. Regni Veg. 12. 368. 1913. = *Mikania pilcomayensis* (Hassler) B. Robinson.
- Mikania scansoria* DC., Prodr. 5: 202. 1836. = *Mikania glomerata* Sprengel.
- Mikania schenckii* Hieron., Bot. Jahrb. Syst. 22: 797. 1897.
- Mikania schultzii* B. Robinson, Contr. Gray Herb. 64: 19. 1922.
- Mikania seemannii* B. Robinson, Contr. Gray Herb. 61: 20. 1920.
- Mikania selloi* Sprengel, Syst. Veg. Fl. Peruv. Chil. 3: 421. 1826.
- Mikania senecioides* Schultz-Bip. ex Baker, Fl. Bras. 6(2): 223. 1876, nom. nud. in syn. = *Mikania ternifolia* DC.
- Mikania sepiaria* Gardner, London J. Bot. 5: 488. 1846. = *Mikania hirsutissima* DC.
- Mikania sericea* Hook. & Arn., Companion Bot. Mag. 1: 243. 1835.
- Mikania serratifolia* H. B. K., Nov. Gen. Sp. 4: 108. Ed. Folio. 1818. = *Ophryosporus serratifolius* (H. B. K.) B. Robinson.
- Mikania serratifolia* Sieber ex DC., Prodr. 5: 181. 1836, nom. nud. = *Condylium iresinoides* (H. B. K.) R. King & H. Robinson.
- Mikania serrulata* Schultz-Bip. ex Baker, Fl. Bras. 6(2): 230. 1876, nom. nud. in syn. = *Mikania myriocephala* DC.
- Mikania sessilifolia* DC., Prodr. 5: 188. 1836.
- Mikania setigera* Schultz-Bip. ex Baker, Fl. Bras. 6(2): 259. 1876.
- Mikania shushuensis* Holmes & McDaniel, Phytologia 45: 298 (-299). 1980.
- Mikania siambonensis* Hieron., Bot. Jahrb. Syst. 22: 790. 1897.
- Mikania sieberiana* DC., Prodr. 5: 196. 1836. = *Mikania congesta* DC.
- Mikania simpsonii* Holmes & McDaniel, Phytologia 37: 473. 1977.
- Mikania sinuata* Rusby, Bull. New York Bot. Gard. 8: 127. 1912. = *Mikania micrantha* H. B. K.
- Mikania skutchii* Blake, Brittonia 2: 333. 1937. = *Mikania banisteriae* DC.
- Mikania smaragdina* Dusen ex Malme, Kongl. Svenska Vetenskapsakad. Handl. Ser. 3. 12(2): 55. 1933.
- Mikania smilacina* DC., Prodr. 5: 192. 1836.
- Mikania smithii* B. Robinson, Contr. Gray Herb. 80: 40. 1928.
- Mikania sodiroi* Hieron. in Sodiro, Bot. Jahrb. Syst. 29: 16. 1900. = *Mikania letostachya* Benth.
- Mikania solidinervia* V. Badillo, Ernstia 7: 22. 1981.
- Mikania sophiaefolia* (L.) Sprengel, Syst. Veg. Fl. Peruv. Chil. 3: 423. 1826. = *Eupatorina sophiaefolia* (L.) R. King & H. Robinson.
- Mikania speciosa* DC., Prodr. 5: 196. 1836.
- Mikania spiraeastrum* Martius ex Baker, Fl. Bras. 6(2): 243. 1876, nom. nud. in syn. = *Mikania obtusata* DC.
- Mikania sprucei* Baker, Fl. Bras. 6(2): 264. 1876.
- Mikania stambana* Gardner, London J. Bot. 5: 481. 1846, error for "itambana." = *Mikania itambana* Gardner.
- Mikania standleyi* B. Robinson, Contr. Gray Herb. 77: 59. 1926. = *Mikania holwayana* B. Robinson.
- Mikania standleyi* R. King & H. Robinson, Phytologia 28: 272. 1974. = *Mikania iltisii* R. King & H. Robinson.
- Mikania steinbachii* B. Robinson, Contr. Gray Herb. 80: 40. 1928.
- Mikania stenocephala* Schultz-Bip. ex Baker, Fl. Bras. 6(2): 249. 1876, nom. nud. in syn. = *Mikania cynanchifolia* (Hook. & Arn. ex Baker) B. Robinson.
- Mikania stenomeris* B. Robinson, Contr. Gray Herb. 104: 43. 1934.
- Mikania stenophylla* Holmes, Phytologia 51: 234. 1982.
- Mikania stereodes* B. Robinson, Contr. Gray Herb. 77: 60. 1926.
- Mikania stereolepis* B. Robinson, Contr. Gray Herb. 104: 44. 1934.
- Mikania stevensiana* Britton, Bull. Torrey Bot. Club 43: 458. 1916.
- Mikania steyermarkii* R. King & H. Robinson, Phytologia 28: 273. 1974.
- Mikania stictophora* Steyerl., Fieldiana, Bot. 28(3): 660. 1953. = *Mikania sprucei* Baker.
- Mikania stiptata* Schultz-Bip. ex Miq., Stirp. Surinam. Select. 191. 1851. = *Mikania parviflora* (Aublet) Karsten.
- Mikania stipulacea* (Vahl) Willd., Sp. Pl. 3: 1745. 1803.
- Mikania stipulifera* L. O. Williams, Fieldiana, Bot. 36: 109. 1975.
- Mikania strigosa* Gardner, London J. Bot. 4: 119. 1845. = *Mikania lasiandrae* DC.
- Mikania strobilifera* Gardner, London J. Bot. 5: 479. 1846. = *Mikania oblongifolia* DC.
- Mikania stuebelii* Hieron., Bot. Jahrb. Syst. 21: 333. 1895.
- Mikania stygia* B. Robinson, Contr. Gray Herb. 90: 36. 1930.
- Mikania stylosa* Gardner, London J. Bot. 5: 486. 1846.
- Mikania suaveolens* H. B. K., Nov. Gen. Sp. 4: 106. Ed. Folio. 1818. = *Mikania cordifolia* (L. f.) Willd.
- Mikania subcordata* Gardner, London J. Bot. 4: 118. 1845. = *Mikania argyretae* DC.
- Mikania subcrenata* Hook. & Arn., Companion Bot. Mag. 1: 243. 1835. = *Mikania micrantha* H. B. K.
- Mikania subcymosa* Gardner, London J. Bot. 6: 448. 1847. = *Mikania micrantha* H. B. K.
- Mikania sublaxa* Malme, Kongl. Svenska Vetenskapsakad. Handl. Ser. 3. 12(2): 58. 1933. = *Mikania campanulata* Gardner.
- Mikania subverticillata* Schultz-Bip. ex Baker, Fl. Bras. 6(2): 224. 1876.
- Mikania sulcata* (Hook. & Arn.) B. Robinson, Proc. Amer. Acad. Arts 47: 197. 1911.
- Mikania surinamensis* Miq., Stirp. Surinam. Select. 188. 1851. = *Mikania cordifolia* (L. f.) Willd.
- Mikania swartziana* Griseb., Fl. Brit. W. I. 363. 1861.
- Mikania sylvatica* Klatt, Bot. Jahrb. Syst. 8: 37. 1886.
- Mikania szyszyłowiczii* Hieron., Bot. Jahrb. Syst. 36: 475. 1905.
- Mikania tafallae* Sprengel, Syst. Veg. Fl. Peruv. Chil. 3: 422. 1826. = *Mikania tafallana* H. B. K.
- Mikania tafallana* H. B. K., Nov. Gen. Sp. 4: 107. Ed. Folio. 1818.
- Mikania tambillensis* Hieron., Bot. Jahrb. Syst. 36: 470. 1905.
- Mikania tamoides* DC., Prodr. 5: 197. 1836. = *Mikania bata-etaefolia* DC.
- Mikania tarapotensis* B. Robinson, Contr. Gray Herb. 61: 21. 1920. = *Mikania decora* Poeppig & Endl.
- Mikania tehucanensis* W. Holmes, Phytologia 59: 442. 1986.
- Mikania teixeirae* R. King & H. Robinson, Phytologia 45: 132. 1980.

- Mikania tenax* Schultz-Bip. ex B. Robinson, Contr. Gray Herb. 80: 41. 1928.
- Mikania tenuiflora* Griseb., Abh. Konigl. Ges. Wiss. Gottingen 24: 174. 1879. = *Austrobrickellia patens* (Don ex Hook. & Arn.) R. King & H. Robinson.
- Mikania tepuiensis* V. Badillo, Bol. Soc. Venez. Ci. Nat. 10: 302. 1946.
- Mikania ternata* (Vell. Conc.) B. Robinson, Proc. Amer. Acad. Arts 47: 198. 1911.
- Mikania ternifolia* DC., Prodr. 5: 188. 1836.
- Mikania testudinaria* DC., Prodr. 5: 197. 1836.
- Mikania teucrifolia* Sprengel, Neue Entd. 2: 134. 1820. = *Grazielia gaudichaudiana* (DC.) R. King & H. Robinson.
- Mikania thapsoides* DC., Prodr. 5: 189. 1836.
- Mikania thunbergiaefolia* Gardner, London J. Bot. 6: 448. 1847. = *Mikania cordifolia* (L. f.) Willd.
- Mikania thunbergioides* DC., Prodr. 5: 198. 1836. = *Mikania capensis* DC.
- Mikania thyrsoides* Baker, Fl. Bras. 6(2): 267. 1876.
- Mikania tillettii* R. King & H. Robinson, Phytologia 28: 274. 1974.
- Mikania tlalixcoyan* Llave, Mosaico Mexicano 2: 299. 1837-1838, ignota, sterile.
- Mikania tomentosa* Willd., Sp. Pl. 3: 1744. 1803. = *Senecio penicillatus* (Cass.) Schultz-Bip. SENECIONEAE.
- Mikania tonduzii* B. Robinson, Proc. Boston Soc. Nat. Hist. 31: 256. 1904.
- Mikania trachodes* B. Robinson, Contr. Gray Herb. 61: 22. 1920.
- Mikania trachypleura* B. Robinson, Contr. Gray Herb. 104: 46. 1934.
- Mikania triangularis* Baker, Fl. Bras. 6(2): 246. 1876.
- Mikania trichophila* DC., Prodr. 5: 200. 1836.
- Mikania trifolia* Schultz-Bip., Linnaea 34: 535. 1865-1866, nom. nud. = *Mikania trifolia* (Rusby) B. Robinson.
- Mikania trifolia* (Rusby) B. Robinson, Contr. Gray Herb. 64: 107. 1922.
- Mikania trimeria* Holmes & McDaniel, Phytologia 50: 8. 1981.
- Mikania trinervis* Hook. & Arn., Companion Bot. Mag. 1: 244. 1835.
- Mikania trinitaria* DC., Prodr. 5: 194. 1836.
- Mikania tripartita* Urban & Niedenzu, Symb. Antill. 2: 462. 1901.
- Mikania triphylla* Sprengel ex Baker, Fl. Bras. 6(2): 263. 1876.
- Mikania tropaeolifolia* O. Hoffm., Bot. Jahrb. Syst. 24: 468. 1898. = *Mikania carteri* Baker.
- Mikania troyana* Urban, Symb. Antill. 5: 226. 1907.
- Mikania turbaricola* Holmes & McDaniel, Phytologia 37: 474. 1977.
- Mikania tysonii* R. King & H. Robinson, Phytologia 28: 275. 1974.
- Mikania ulei* Hieron., Bot. Jahrb. Syst. 22: 795. 1897.
- Mikania umbellifera* Gardner, London J. Bot. 4: 119. 1845. = *Mikania micrantha* H. B. K.
- Mikania ursina* Martius ex Baker, Fl. Bras. 6(2): 261. 1876, nom. nud. in syn. = *Mikania hirsutissima* DC.
- Mikania urticaefolia* Hook. & Arn., Companion Bot. Mag. 1: 244. 1835.
- Mikania vargasii* Holmes & McDaniel, Phytologia 35: 330(-331). 1977.
- Mikania variabilis* Meyen & Walp., Nova Acta Phys.-Med. Acad. Caes. Leop.-Carol. Nat. Cur. 19, Suppl. 1: 257. 1843. = *Mikania micrantha* H. B. K.
- Mikania variabilis* Gardner, London J. Bot. 5: 486. 1846. = *Mikania congesta* DC.
- Mikania variifolia* Hieron., Bot. Jahrb. Syst. 22: 793. 1897.
- Mikania vaupesensis* Holmes & McDaniel, Phytologia 50: 9. 1981.
- Mikania vauthieriana* Baker, Fl. Bras. 6(2): 269. 1876.
- Mikania vellosiana* Barb. Rodr., Hort. Flumen. 276. 1894. = *Mikania cordifolia* (L. f.) Willd.
- Mikania venosa* Alain, Mem. New York Bot. Gard. 21(2): 151. 1971.
- Mikania verrucosa* Sprengel, Syst. Veg. Fl. Peruv. Chil. 3: 423. 1826. = *Koanophyllon celtidifolia* (Lam.) R. King & H. Robinson.
- Mikania verticillata* Schultz-Bip., Bonplandia 9: 175. 1861. = *Mikania anethifolia* (DC.) Matzenbacher.
- Mikania viminaria* Steudel, Nomencl. Bot. 2: 145. 1841. = *Mikania viminea* DC.
- Mikania viminea* DC., Prodr. 5: 187. 1836.
- Mikania violacea* Regel, Cat. Pl. Hort. Aksakov. 93. 1860, nom. nud. ignota, cult.
- Mikania violaeifolia* Cuatrec., Ann. Missouri Bot. Gard. 52: 307. 1965.
- Mikania violascens* (B. Robinson) R. King & H. Robinson, Phytologia 53: 392. 1983.
- Mikania virgata* B. Robinson, Contr. Gray Herb. 68: 41. 1923.
- Mikania viscosa* Sprengel, Neue Entd. 1: 277. 1820. = *Bahianthus viscosus* (Sprengel) R. King & H. Robinson.
- Mikania vismiaefolia* DC., Prodr. 5: 189. 1836.
- Mikania vitifolia* DC., Prodr. 5: 202. 1836.
- Mikania vitrea* B. Robinson, Contr. Gray Herb. 61: 22. 1920. = *Mikania hookeriana* DC.
- Mikania volubilis* (Vahl) Willd., Sp. Pl. 3: 1743. 1803. = *Mikania cordata* (Burm. f.) B. Robinson.
- Mikania warmingii* Schultz-Bip. ex Baker, Fl. Bras. 6(2): 242. 1876.
- Mikania weberbaueri* Hieron. in Urban, Bot. Jahrb. Syst. 40: 389. 1908.
- Mikania wedelii* Holmes & McDaniel, Phytologia 33: 1(-2). 1976. = *Mikania tysonii* R. King & H. Robinson.
- Mikania werdernannii* B. Robinson, Contr. Gray Herb. 104: 47. 1934.
- Mikania widgrenii* B. Robinson, Contr. Gray Herb. 96: 27. 1931. = *Mikania campanulata* Gardner.
- Mikania williamsii* B. Robinson, Contr. Gray Herb. 64: 19. 1922.
- Mikania woytkowskii* Holmes & McDaniel, Phytologia 37: 475. 1977.
- Mikania yapasensis* B. Robinson, Contr. Gray Herb. 104: 48. 1934. = *Mikania cordifolia* (L. f.) Willd.
- Mikania ypacarayensis* Holmes & McDaniel, Phytologia 31: 277. 1975, nom. nov. = *Mikania trachypleura* B. Robinson.
- Mikania zonensis* R. King & H. Robinson, Phytologia 28: 275 (-276). 1974.
- Miradoria sartorii* Schultz-Bip. ex Benth., Gen. Pl. 2: 407. 1873, nom. nud. in syn. = *Microspermum debile* Benth.
- Monogereion carajensis* G. Barroso & R. King, Brittonia 23: 118. 1971.
- Morithamnus crassus* R. King, H. Robinson & G. Barroso, Phytologia 44: 452. 1979.
- Morithamnus ganophyllus* (Mattf.) R. King & H. Robinson, Phytologia 46: 300. 1980.
- Morrenia odorata* Hort. ex Kunze, Linnaea 20: 19. 1847. = *Mikania glomerata* Sprengel.
- Mustelia eupatoria* Sprengel, Bot. Gart. Halle 1: 28. 1801. = *Stevia eupatoria* (Sprengel) Willd.
- Myriactis candelabrum* (Leveille) Leveille, Feddes Repert. 11: 303. 1912. = *Adenostemma tinctorium* (Lour.) Cass.
- Neobartlettia brevipetiolata* (Schultz-Bip. ex Klatt) R. King & H. Robinson, Phytologia 21: 295. 1971. = *Bartlettia brevipetiolata* (Schultz-Bip. ex Klatt) R. King & H. Robinson.
- Neobartlettia constipatiflora* (Klatt) R. King & H. Robinson, Phytologia 21: 295. 1971. = *Bartlettia constipatiflora* (Klatt) R. King & H. Robinson.
- Neobartlettia ehrenbergii* (Hemsley) R. King & H. Robinson,

- Phytologia 21: 295. 1971. = *Bartlettina macrocephala* (Benth.) R. King & H. Robinson.
- Neobartlettia hastifera* (Standley & Steyer.) R. King & H. Robinson, Phytologia 21: 295. 1971. = *Bartlettina hastifera* (Standley & Steyer.) R. King & H. Robinson.
- Neobartlettia hylobia* (B. Robinson) R. King & H. Robinson, Phytologia 21: 295. 1971. = *Bartlettina hylobia* (B. Robinson) R. King & H. Robinson.
- Neobartlettia karvinskiana* (DC.) R. King & H. Robinson, Phytologia 21: 296. 1971. = *Bartlettina karvinskiana* (DC.) R. King & H. Robinson.
- Neobartlettia luxii* (B. Robinson) R. King & H. Robinson, Phytologia 21: 296. 1971. = *Bartlettina luxii* (B. Robinson) R. King & H. Robinson.
- Neobartlettia maxonii* (B. Robinson) R. King & H. Robinson, Phytologia 21: 296. 1971. = *Bartlettina maxonii* (B. Robinson) R. King & H. Robinson.
- Neobartlettia mexiae* (B. Robinson) R. King & H. Robinson, Phytologia 21: 296. 1971. = *Bartlettina hemisphaerica* (DC.) R. King & H. Robinson.
- Neobartlettia oresbia* (B. Robinson) R. King & H. Robinson, Phytologia 21: 296. 1971. = *Bartlettina oresbia* (B. Robinson) R. King & H. Robinson.
- Neobartlettia oresbioides* (B. Robinson) R. King & H. Robinson, Phytologia 21: 296. 1971. = *Bartlettina oresbioides* (B. Robinson) R. King & H. Robinson.
- Neobartlettia paezense* (Hieron.) R. King & H. Robinson, Phytologia 21: 296. 1971. = *Bartlettina paezensis* (Hieron.) R. King & H. Robinson.
- Neobartlettia pansamalensis* (B. Robinson) R. King & H. Robinson, Phytologia 21: 296. 1971. = *Bartlettina pansamalensis* (B. Robinson) R. King & H. Robinson.
- Neobartlettia pinabetensis* (B. Robinson) R. King & H. Robinson, Phytologia 21: 296. 1971. = *Bartlettina pinabetensis* (B. Robinson) R. King & H. Robinson.
- Neobartlettia platyphylla* (B. Robinson) R. King & H. Robinson, Phytologia 21: 296. 1971. = *Bartlettina platyphylla* (B. Robinson) R. King & H. Robinson.
- Neobartlettia prionophylla* (B. Robinson) R. King & H. Robinson, Phytologia 21: 296. 1971. = *Bartlettina prionophylla* (B. Robinson) R. King & H. Robinson.
- Neobartlettia ruae* (Standley) R. King & H. Robinson, Phytologia 21: 296. 1971. = *Bartlettina pansamalensis* (B. Robinson) R. King & H. Robinson.
- Neobartlettia sordida* (Less.) R. King & H. Robinson, Phytologia 21: 296. 1971. = *Bartlettina sordida* (Less.) R. King & H. Robinson.
- Neobartlettia tuerckheimii* (Klatt) R. King & H. Robinson, Phytologia 21: 297. 1971. = *Bartlettina tuerckheimii* (Klatt) R. King & H. Robinson.
- Neocabreria catharinensis* (Cabrera) R. King & H. Robinson, Phytologia 38: 425. 1978.
- Neocabreria concinna* R. King & H. Robinson, Phytologia 23: 152. 1972. nom. nov.
- Neocabreria malachophylla* (Klatt) R. King & H. Robinson, Phytologia 23: 152. 1972.
- Neocabreria mexiae* R. King & H. Robinson, Phytologia 38: 425. 1978. = *Neocabreria pennivenia* (B. Robinson) R. King & H. Robinson. ?
- Neocabreria pennivenia* (B. Robinson) R. King & H. Robinson, Phytologia 49: 5. 1981.
- Neocabreria serrulata* (DC.) R. King & H. Robinson, Phytologia 23: 152. 1972.
- Neocuatrecasia cuzcoensis* R. King & H. Robinson, Phytologia 60: 83. 1986.
- Neocuatrecasia dispar* (B. Robinson) R. King & H. Robinson, Phytologia 20: 332. 1970.
- Neocuatrecasia hirtella* R. King & H. Robinson, Phytologia 27: 397. 1974.
- Neocuatrecasia lobata* (B. Robinson) R. King & H. Robinson, Phytologia 20: 332. 1970.
- Neocuatrecasia mancoana* (B. Robinson) R. King & H. Robinson, Phytologia 20: 333. 1971.
- Neocuatrecasia sessilifolia* R. King & H. Robinson, Phytologia 24: 106. 1972.
- Neocuatrecasia thymifolia* (Britton) R. King & H. Robinson, Phytologia 20: 333. 1970.
- Neocuatrecasia weddellii* (B. Robinson) R. King & H. Robinson, Phytologia 24: 107. 1972.
- Neohintonia monantha* (Schultz-Bip.) R. King & H. Robinson, Phytologia 22: 144. 1971.
- Neomirandea allenii* R. King & H. Robinson, Rhodora 74: 273. 1972.
- Neomirandea angularis* (B. Robinson) R. King & H. Robinson, Phytologia 19: 307. 1970.
- Neomirandea araliaefolia* (Less.) R. King & H. Robinson, Phytologia 19: 307. 1970.
- Neomirandea arthodes* (B. Robinson) R. King & H. Robinson, Phytologia 19: 308. 1970.
- Neomirandea biflora* R. King & H. Robinson, Phytologia 29: 351. 1975.
- Neomirandea burgeri* R. King & H. Robinson, Phytologia 24: 282. 1972.
- Neomirandea carnosa* (Kuntze) R. King & H. Robinson, Phytologia 19: 308. 1970.
- Neomirandea chiriquensis* R. King & H. Robinson, Phytologia 27: 245. 1973.
- Neomirandea costaricensis* R. King & H. Robinson, Phytologia 19: 308. 1970.
- Neomirandea croatii* R. King & H. Robinson, Phytologia 29: 352. 1975.
- Neomirandea eximia* (B. Robinson) R. King & H. Robinson, Phytologia 19: 309. 1970.
- Neomirandea folsomiana* Dillon & D'Arcy, Ann. Missouri Bot. Gard. 65(2): 766(-768). 1978.
- Neomirandea gracilis* R. King & H. Robinson, Phytologia 29: 353. 1975.
- Neomirandea grosvenorii* R. King & H. Robinson, Phytologia 29: 354. 1975.
- Neomirandea guevarii* R. King & H. Robinson, Phytologia 24: 283. 1972.
- Neomirandea hitchcockii* (B. Robinson) R. King & H. Robinson, Phytologia 19: 308. 1970. = *Neomirandea homogama* (Hieron.) H. Robinson & Brettell.
- Neomirandea homogama* (Hieron.) H. Robinson & Brettell, Phytologia 28: 62. 1974.
- Neomirandea oviandensis* R. King & H. Robinson, Phytologia 19: 309. 1970.
- Neomirandea panamensis* R. King & H. Robinson, Phytologia 27: 246. 1973.
- Neomirandea parasitica* (Klatt) R. King & H. Robinson, Phytologia 19: 309. 1970.
- Neomirandea pithecobia* (B. Robinson) R. King & H. Robinson, Phytologia 19: 309. 1970.
- Neomirandea pseudopsoralea* R. King & H. Robinson, Phytologia 30: 9. 1975.
- Neomirandea psoralea* (B. Robinson) R. King & H. Robinson, Phytologia 19: 308. 1970.
- Neomirandea sciaphila* (B. Robinson) R. King & H. Robinson, Phytologia 19: 310. 1970.
- Neomirandea standleyi* (B. Robinson) R. King & H. Robinson, Phytologia 19: 308. 1970.
- Neomirandea tenuipes* R. King & H. Robinson, Phytologia 58: 264. 1985.



- Neomirandea ternata* R. King & H. Robinson, *Phytologia* 58: 265. 1985.
- Neomirandea turrialbae* R. King & H. Robinson, *Phytologia* 30: 10. 1975.
- Neurolaena tenuifolia* Schultz-Bip. ex Klatt, *Leopoldina* 23: 146. 1887, nom. nud. = *Bartlettina karvinskiana* (DC.) R. King & H. Robinson.
- Nothites angustifolia* Cass., *Dict. Sci. Nat.* 35: 164. 1825. = *Stevia satureifolia* Lam.
- Nothites baccharidea* DC., *Prodr.* 5: 187. 1836. = *Ophryosporus paradoxus* (Hook. & Arn.) Benth. & Hook. ex Hook. f. & Jackson.
- Nothites breviflora* Cass., *Dict. Sci. Nat.* 35: 165. 1825. = *Stevia breviflora* (Cass.) Klotzsch.
- Nothites latifolia* Cass., *Dict. Sci. Nat.* 35: 163. 1825. = *Stevia melissaefolia* (Lam.) Schultz-Bip.
- Nothites melissaefolia* DC., *Prodr.* 5: 186. 1836. = *Stevia melissaefolia* (Lam.) Schultz-Bip.
- Nothites ovatifolia* DC., *Prodr.* 5: 187. 1836. = *Decachaeta ovatifolia* (DC.) R. King & H. Robinson.
- Nothites petiolata* Cass., *Dict. Sci. Nat.* 35: 166. 1825. = *Stevia petiolata* (Cass.) Schultz-Bip.
- Nothites satureiaefolia* (Lam.) DC., *Prodr.* 5: 186. 1836. = *Stevia satureifolia* Lam.
- Nothobaccharis candolleana* (Steudel) R. King & H. Robinson, *Phytologia* 41: 397. 1979.
- Oaxacania malvaefolia* B. Robinson & Greenman, *Amer. J. Sci. Arts Ser.* 3. 50: 151. 1895.
- Ooclinium capillare* DC., *Prodr.* 5: 134. 1836. = *Praxelis capillaris* (DC.) Schultz-Bip.
- Ooclinium clavatum* Benth., *Ann. Nat. Hist.* 1(2): 108. 1839. = *Chromolaena ivaeifolia* (L.) R. King & H. Robinson.
- Ooclinium depressum* Gardner, *London J. Bot.* 6: 437. 1847. = *Praxelis pauciflora* (H. B. K.) R. King & H. Robinson.
- Ooclinium grandiflorum* DC., *Prodr.* 5: 134. 1836. = *Praxelis grandiflora* (DC.) Schultz-Bip.
- Ooclinium paucidentatum* DC., *Prodr.* 5: 134. 1836. = *Praxelis kleinioides* (H. B. K.) Schultz-Bip.
- Ooclinium pedunculare* DC., *Prodr.* 5: 134. 1836. = *Praxelis kleinioides* (H. B. K.) Schultz-Bip.
- Ooclinium quinquepartitum* Gardner ex Baker, *Fl. Bras.* 6(2): 341. 1876, nom. nud. in syn. = *Praxelis capillaris* (DC.) Schultz-Bip.
- Ooclinium rigidum* (Sw.) DC., *Prodr.* 5: 134. 1836. = *Chromolaena rigida* (Sw.) R. King & H. Robinson.
- Ooclinium rupestre* Gardner ex Baker, *Fl. Bras.* 6(2): 343. 1876, nom. nud. in syn. = *Praxelis kleinioides* (H. B. K.) Schultz-Bip.
- Ooclinium sideritis* DC., *Prodr.* 5: 134. 1836. = *Praxelis kleinioides* (H. B. K.) Schultz-Bip.
- Ooclinium villosum* (Cass.) DC., *Prodr.* 5: 134. 1836. = *Praxelis pauciflora* (H. B. K.) R. King & H. Robinson.
- Ophryosporus angustifolius* B. Robinson, *Contr. Gray Herb.* 90: 3. 1930.
- Ophryosporus anomalus* R. King & H. Robinson, *Phytologia* 25: 66. 1972, nom. nov.
- Ophryosporus apicus* B. Robinson, *Contr. Gray Herb.* 73: 3. 1924.
- Ophryosporus axilliflorus* (Griseb.) Hieron., *Bot. Jahrb. Syst.* 22: 706. 1897.
- Ophryosporus bipinnatifidus* B. Robinson, *Proc. Amer. Acad. Arts* 55: 5. 1919.
- Ophryosporus burchellii* Baker, *Fl. Bras.* 6(2): 187. 1876. = *Stomatanthus dentatus* (Gardner) H. Robinson.
- Ophryosporus burkartii* Cabrera, *Bol. Soc. Argent. Bot.* 15: 114. 1973.
- Ophryosporus charua* (Griseb.) Hieron., *Bot. Jahrb. Syst.* 22: 705. 1897.
- Ophryosporus chilca* (H. B. K.) Hieron., *Bot. Jahrb. Syst.* 22: 706. 1897.
- Ophryosporus clavulatus* Griseb., *Goett. Abh.* 24: 173. 1879. = *Ophryosporus piquerioides* (DC.) Benth. ex Baker.
- Ophryosporus cumingii* Benth. ex Baker, *Fl. Bras.* 6(2): 188. 1876.
- Ophryosporus densiflorus* (Benth.) R. King & H. Robinson, *Phytologia* 25: 66. 1972.
- Ophryosporus eleutherantherus* (Rusby) B. Robinson, *Contr. Gray Herb.* 61: 27. 1920.
- Ophryosporus floribundus* (DC.) R. King & H. Robinson, *Phytologia* 25: 66. 1972.
- Ophryosporus foliolosus* (DC.) Reiche, *Anales Univ. Chile USE* #1415 109: 9. 1901. = *Ophryosporus triangularis* Meyen.
- Ophryosporus freyreysii* (Thunb. & Dallm.) Baker, *Fl. Bras.* 6(2): 188. 1876.
- Ophryosporus galioides* (DC.) R. King & H. Robinson, *Phytologia* 25: 66. 1972.
- Ophryosporus hartwegii* (B. Robinson) R. King & H. Robinson, *Phytologia* 25: 66. 1972.
- Ophryosporus heptanthus* (Schultz-Bip.) R. King & H. Robinson, *Phytologia* 58: 258. 1985.
- Ophryosporus hoppii* (B. Robinson) R. King & H. Robinson, *Phytologia* 23: 399. 1972.
- Ophryosporus johnstonii* B. Robinson, *Contr. Gray Herb.* 77: 4. 1926.
- Ophryosporus kuntzei* Hieron., *Bot. Jahrb. Syst.* 22: 707. 1897.
- Ophryosporus laxiflorus* Baker, *Fl. Bras.* 6(2): 189. 1876.
- Ophryosporus lorentzii* Hieron., *Bot. Jahrb. Syst.* 22: 706. 1897.
- Ophryosporus macbridei* B. Robinson, *Contr. Gray Herb.* 73: 4. 1924.
- Ophryosporus macrodon* Griseb., *Goett. Abh.* 24: 173. 1879.
- Ophryosporus mandonii* (Schultz-Bip.) Benth. & Hook. f. ex Hook. f. & Jackson, *Index Kew.* 2: 354. 1895. = *Ophryosporus piquerioides* (DC.) Benth. ex Baker.
- Ophryosporus mathewsii* (B. Robinson) R. King & H. Robinson, *Phytologia* 25: 66. 1972.
- Ophryosporus organensis* Cabrera, *Arch. Jard. Bot. Rio de Janeiro* 15: 74. 1957.
- Ophryosporus origanoides* [Meyen & Walp.] Hieron., *Bot. Jahrb. Syst.* 22: 707. 1897. = *Ophryosporus heptanthus* (Schultz-Bip. ex Wedd.) R. King & H. Robinson.
- Ophryosporus ovatifolius* (DC.) Benth. & Hook. f. ex Hemsley, *Biol. Cent.-Amer.*, *Bot.* 2: 79. 1881. = *Decachaeta ovatifolia* (DC.) R. King & H. Robinson.
- Ophryosporus ovatus* B. Robinson, *Proc. Amer. Acad. Arts* 55: 5. 1919.
- Ophryosporus pachychaeta* Baker, *Fl. Bras.* 6(2): 187. 1876. = *Mikania pachychaeta* (Baker) G. Barroso.
- Ophryosporus paradoxus* (Hook. & Arn.) Benth. & Hook. ex Hook. f. & Jackson, *Index Kew.* 2: 354. 1895.
- Ophryosporus peruvianus* (Gmelin) R. King & H. Robinson, *Phytologia* 25: 66. 1972.
- Ophryosporus petraeus* (B. Robinson) B. Robinson, *Contr. Gray Herb.* 75: 4. 1925. = *Decachaeta ovatifolia* (DC.) R. King & H. Robinson.
- Ophryosporus pinifolius* (Philippi) R. King & H. Robinson, *Phytologia* 25: 66. 1972.
- Ophryosporus piquerioides* (DC.) Benth. ex Baker, *Fl. Bras.* 6(2): 188. 1876.
- Ophryosporus pubescens* (Smith) R. King & H. Robinson, *Phytologia* 25: 66. 1972.
- Ophryosporus regnellii* Baker, *Fl. Bras.* 6(2): 188. 1876.
- Ophryosporus saltensis* Hieron., *Bot. Jahrb. Syst.* 22: 705. 1897. = *Ophryosporus piquerioides* (DC.) Benth. ex Baker.
- Ophryosporus scabrellus* (B. Robinson) B. Robinson, *Contr. Gray Herb.* 75: 4. 1925. = *Decachaeta scabrella* (B. Robinson) R. King & H. Robinson.

- Ophryosporus serratifolius* (H. B. K.) B. Robinson, Contr. Gray Herb. 90: 3. 1930.
- Ophryosporus sodiroi* Hieron. in Sodiro, Bot. Jahrb. Syst. 29: 3. 1900.
- Ophryosporus solidaginoides* (H. B. K.) Hieron. in Sodiro, Bot. Jahrb. Syst. 29: 4. 1900. = *Koanophyllon solidaginoides* (H. B. K.) R. King & H. Robinson.
- Ophryosporus steinbachii* B. Robinson, Contr. Gray Herb. 77: 5. 1926.
- Ophryosporus triangularis* Meyen, Reise Erde 1: 402. 1834.
- Ophryosporus venosissimus* (Rusby) B. Robinson, Proc. Amer. Acad. Arts 41: 271. 1905.
- Orsinia eupatoria* DC., Prodr. 5: 104. 1836. = *Clibadium armanii* (Balbis) Baker. HELIANTHAEAE.
- Osmia alternans* (DC.) Schultz-Bip., Jahresber. Pollichia 22-24: 252. 1866. = *Chromolaena laevigata* (Lam.) R. King & H. Robinson.
- Osmia arrayana* (Gardner) Schultz-Bip., Jahresber. Pollichia 22-24: 253. 1866. = *Chromolaena arrayana* (Gardner) R. King & H. Robinson.
- Osmia ascendens* Schultz-Bip. ex Baker, Fl. Bras. 6(2): 296. 1876, nom. nud. in syn. = *Chromolaena ascendens* (Schultz-Bip. ex Baker) R. King & H. Robinson.
- Osmia asclepiadea* (DC.) Schultz-Bip., Jahresber. Pollichia 22-24: 253. 1866. = *Campovassouria cruciata* (Vell. Conc.) R. King & H. Robinson.
- Osmia asperrima* Schultz-Bip. ex Baker, Fl. Bras. 6(2): 293. 1876, nom. nud. in syn. = *Chromolaena asperrima* (Schultz-Bip. ex Baker) R. King & H. Robinson.
- Osmia atriplicifolia* (Vahl) Schultz-Bip., Jahresber. Pollichia 22-24: 252. 1866. = *Chromolaena odorata* (L.) R. King & H. Robinson.
- Osmia bartisiaefolia* (DC.) Schultz-Bip., Jahresber. Pollichia 22-24: 253. 1866. = *Chromolaena hirsuta* (Hook. & Arn.) R. King & H. Robinson.
- Osmia bertholdii* (Schultz-Bip.) Schultz-Bip., Jahresber. Pollichia 22-24: 253. 1866. = *Chromolaena bertholdii* (Schultz-Bip.) R. King & H. Robinson.
- Osmia borinquensis* Britton in Britton & P. Wilson, Sci. Surv. Porto Rico & Virgin Isl. 6: 288. 1925. = *Chromolaena borinquensis* (Britton) R. King & H. Robinson.
- Osmia caleoides* Schultz-Bip. ex Baker, Fl. Bras. 6(2): 282. 1876, nom. nud. in syn. = *Chromolaena squalida* (DC.) R. King & H. Robinson.
- Osmia cinereo-Viridis* Schultz-Bip. ex Baker, Fl. Bras. 6(2): 294. 1876, nom. nud. in syn. = *Chromolaena cinereoviridis* (Schultz-Bip. ex Baker) R. King & H. Robinson.
- Osmia clematitis* (DC.) Schultz-Bip., Jahresber. Pollichia 22-24: 252. 1866. = *Chromolaena odorata* (L.) R. King & H. Robinson.
- Osmia conyzoides* (Miller) Schultz-Bip., Jahresber. Pollichia 22-24: 252. 1866. = *Vernonia arborescens* (L.) Sw. VERNONIEAE.
- Osmia conyzoides* (Vahl) Small, Fl. S. E. U. S. 1164, 1338. 1903. = *Chromolaena odorata* (L.) R. King & H. Robinson.
- Osmia corymbosa* (Aublet) Britton & P. Wilson, Sci. Surv. Porto Rico & Virgin Isl. 6: 288. 1925. = *Chromolaena corymbosa* (Aublet) R. King & H. Robinson.
- Osmia crenata* [Gardner] Schultz-Bip., Jahresber. Pollichia 22-24: 253. 1866. = *Chromolaena squalida* (DC.) R. King & H. Robinson.
- Osmia divergens* (Less.) Schultz-Bip., Jahresber. Pollichia 22-24: 252. 1866. = *Chromolaena odorata* (L.) R. King & H. Robinson.
- Osmia extensa* (Gardner) Schultz-Bip., Jahresber. Pollichia 22-24: 253. 1866. = *Chromolaena extensa* (Gardner) R. King & H. Robinson.
- Osmia ferruginea* Schultz-Bip., Jahresber. Pollichia 22-24: 253. 1866. = *Chromolaena ferruginea* (Gardner) R. King & H. Robinson.
- Osmia floribunda* (H. B. K.) Schultz-Bip., Jahresber. Pollichia 22-24: 252. 1866. = *Chromolaena odorata* (H. B. K.) R. King & H. Robinson.
- Osmia foliata* Schultz-Bip. ex Baker, Fl. Bras. 6(2): 278. 1876, nom. nud. in syn. = *Chromolaena pedunculosa* (Hook. & Arn.) R. King & H. Robinson.
- Osmia frustrata* (B. Robinson) Small, Fl. Florida Keys 147. 1913. = *Chromolaena frustrata* (B. Robinson) R. King & H. Robinson.
- Osmia furcata* (Lam.) Schultz-Bip., Jahresber. Pollichia 22-24: 252. 1866. = *Chromolaena furcata* (Lam.) R. King & H. Robinson.
- Osmia geraniifolia* (Urban) Britton & P. Wilson, Sci. Surv. Porto Rico & Virgin Isl. 6: 288. 1925. = *Chromolaena geraniifolia* (Urban) R. King & H. Robinson.
- Osmia glaberrima* (DC.) Schultz-Bip., Jahresber. Pollichia 22-24: 252. 1866. = *Chromolaena glaberrima* (DC.) R. King & H. Robinson.
- Osmia graciliflora* (DC.) Schultz-Bip., Jahresber. Pollichia 22-24: 252. 1866. = *Chromolaena odorata* (L.) R. King & H. Robinson.
- Osmia gracillima* Schultz-Bip. ex Baker, Fl. Bras. 6(2): 290. 1876, nom. nud. in syn. = *Chromolaena ivaeifolia* (L.) R. King & H. Robinson.
- Osmia gracillima* Schultz-Bip. ex Malme, Ark. Bot. 24a(8): 23. 1932, nom. nud. in syn. = *Chromolaena ivaeifolia* (L.) R. King & H. Robinson.
- Osmia heteroclina* (Griseb.) Small, Fl. S. E. U. S. 1164, 1338. 1903. = *Chromolaena heteroclinia* (Griseb.) R. King & H. Robinson.
- Osmia hexantha* (DC.) Schultz-Bip., Jahresber. Pollichia 22-24: 253. 1866. = *Chromolaena hirsuta* (Hook. & Arn.) R. King & H. Robinson.
- Osmia hypericifolia* (H. B. K.) Schultz-Bip., Jahresber. Pollichia 22-24: 252. 1866. = *Chromolaena hypericifolia* (H. B. K.) R. King & H. Robinson.
- Osmia integrifolia* (Bertero ex Sprengel) Schultz-Bip., Jahresber. Pollichia 22-24: 252. 1866. = *Chromolaena integrifolia* (Bertero ex Sprengel) R. King & H. Robinson.
- Osmia ivaeifolia* (L.) Schultz-Bip., Jahresber. Pollichia 22-24: 250. 252. 1866. = *Chromolaena ivaeifolia* (L.) R. King & H. Robinson.
- Osmia laevigata* (Lam.) Schultz-Bip., Jahresber. Pollichia 22-24: 252. 1866. = *Chromolaena laevigata* (Lam.) R. King & H. Robinson.
- Osmia leptoccephala* (DC.) Schultz-Bip., Jahresber. Pollichia 22-24: 253. 1866. = *Chromolaena leptoccephala* (DC.) R. King & H. Robinson.
- Osmia liatridea* (DC.) Schultz-Bip., Jahresber. Pollichia 22-24: 252. 1866. = *Chromolaena squarrolosa* (Hook. & Arn.) R. King & H. Robinson.
- Osmia macrantha* (Sw.) Schultz-Bip., Jahresber. Pollichia 22-24: 252. 1866. = *Chromolaena macrantha* (Sw.) R. King & H. Robinson.
- Osmia macrodon* (DC.) Schultz-Bip., Jahresber. Pollichia 22-24: 252. 1866. = *Chromolaena macrodon* (DC.) Nicolson.
- Osmia martiusii* (DC.) Schultz-Bip., Jahresber. Pollichia 22-24: 252. 1866. = *Chromolaena squalida* (DC.) R. King & H. Robinson.
- Osmia maximihani* (Schrader ex DC.) Schultz-Bip., Jahresber. Pollichia 22-24: 252. 1866. = *Chromolaena maximilianii* (Schrader ex DC.) R. King & H. Robinson.
- Osmia mucronata* (Gardner) Schultz-Bip., Jahresber. Pollichia 22-24: 253. 1866. = *Chromolaena mucronata* (Gardner) R. King & H. Robinson.
- Osmia multiflosculosa* (DC.) Schultz-Bip., Jahresber. Pollichia

- 22-24: 252. 1866. = *Chromolaena multiflosculosa* (DC.) R. King & H. Robinson.
- Osmia myriocephala* (Gardner) Schultz-Bip., Jahresber. Pollichia 22-24: 253. 1866. = *Chromolaena myriocephala* (Gardner) R. King & H. Robinson.
- Osmia obscura* (DC.) Schultz-Bip., Jahresber. Pollichia 22-24: 252. 1866. = *Chromolaena ivaeifolia* (L.) R. King & H. Robinson.
- Osmia odorata* (L.) Schultz-Bip., Jahresber. Pollichia 22-24: 250, 252. 1866. = *Chromolaena odorata* (L.) R. King & H. Robinson.
- Osmia osseana* (DC.) Schultz-Bip., Jahresber. Pollichia 22-24: 252. 1866. = *Chromolaena ossaana* (DC.) R. King & H. Robinson.
- Osmia oxylepis* (DC.) Schultz-Bip., Jahresber. Pollichia 22-24: 252. 1866. = *Chromolaena oxylepis* (DC.) R. King & H. Robinson.
- Osmia palmaris* Schultz-Bip. ex Baker, Fl. Bras. 6(2): 294. 1876, nom. nud. in syn. = *Chromolaena palmaris* (Schultz-Bip. ex Baker) R. King & H. Robinson.
- Osmia pedalis* Schultz-Bip. ex Baker, Fl. Bras. 6(2): 295. 1876, nom. nud. in syn. = *Chromolaena pedalis* (Schultz-Bip. ex Baker) R. King & H. Robinson.
- Osmia perforata* Schultz-Bip. ex Baker, Fl. Bras. 6(2): 289. 1876, nom. nud. in syn. = *Chromolaena perforata* (Schultz-Bip. ex Baker) R. King & H. Robinson.
- Osmia phlogifolia* (DC.) Schultz-Bip., Jahresber. Pollichia 22-24: 253. 1866. = *Campovassouria cruciata* (Vell. Conc.) R. King & H. Robinson.
- Osmia picta* (Gardner) Schultz-Bip., Jahresber. Pollichia 22-24: 253. 1866. = *Chromolaena picta* (Gardner) R. King & H. Robinson.
- Osmia polyantha* Schultz-Bip. ex Baker, Fl. Bras. 6(2): 285. 1876, nom. nud. in syn. = *Chromolaena ivaeifolia* (L.) R. King & H. Robinson.
- Osmia propinqua* (DC.) Schultz-Bip., Jahresber. Pollichia 22-24: 252. 1866. = *Chromolaena laevigata* (Lam.) R. King & H. Robinson.
- Osmia pulchella* (H. B. K.) Schultz-Bip., Jahresber. Pollichia 22-24: 253. 1866. = *Chromolaena pulchella* (H. B. K.) R. King & H. Robinson.
- Osmia punctata* (Lam.) Schultz-Bip., Jahresber. Pollichia 22-24: 252. 1866. = *Chromolaena mononeura* (Urban) R. King & H. Robinson.
- Osmia punctulata* (DC.) Schultz-Bip., Jahresber. Pollichia 22-24: 253. 1866. = *Chromolaena punctulata* (DC.) R. King & H. Robinson.
- Osmia ramosissima* (Gardner) Schultz-Bip., Jahresber. Pollichia 22-24: 253. 1866. = *Chromolaena squalida* (DC.) R. King & H. Robinson.
- Osmia repanda* (Willd.) Schultz-Bip., Jahresber. Pollichia 22-24: 252. 1866. = *Chromolaena corymbosa* (Aublet) R. King & H. Robinson.
- Osmia rhinanthacea* (DC.) Schultz-Bip., Jahresber. Pollichia 22-24: 253. 1866. = *Chromolaena rhinanthacea* (DC.) R. King & H. Robinson.
- Osmia scabra* (L. f.) Schultz-Bip., Jahresber. Pollichia 22-24: 253. 1866. = *Chromolaena scabra* (L. f.) R. King & H. Robinson.
- Osmia sericea* (H. B. K.) Schultz-Bip., Jahresber. Pollichia 22-24: 252. 1866. = *Hebeclinium sericeum* (H. B. K.) R. King & H. Robinson.
- Osmia serratuloides* (H. B. K.) Schultz-Bip., Jahresber. Pollichia 22-24: 252. 1866. = *Chromolaena serratuloides* (H. B. K.) R. King & H. Robinson.
- Osmia serrulata* (DC.) Schultz-Bip., Jahresber. Pollichia 22-24: 253. 1866. = *Neocabreria serrulata* (DC.) R. King & H. Robinson.
- Osmia sinuata* (Lam.) Britton & P. Wilson, Sci. Surv. Porto Rico & Virgin Isl. 6: 288. 1925. = *Chromolaena sinuata* (Lam.) R. King & H. Robinson.
- Osmia smilacina* (H. B. K.) Schultz-Bip., Jahresber. Pollichia 22-24: 252. 1866. = *Asplundianthus smilacinus* (H. B. K.) R. King & H. Robinson.
- Osmia squalida* (DC.) Schultz-Bip., Jahresber. Pollichia 22-24: 252. 1866. = *Chromolaena squalida* (DC.) R. King & H. Robinson.
- Osmia stenocephala* Schultz-Bip. ex Baker, Fl. Bras. 6(2): 299. 1876, nom. nud. in syn. = *Chromolaena punctulata* (DC.) R. King & H. Robinson.
- Osmia stenophylla* Schultz-Bip. ex Baker, Fl. Bras. 6(2): 290. 1876, nom. nud. in syn. = *Chromolaena ivaeifolia* (L.) R. King & H. Robinson.
- Osmia subserrata* (Gardner) Schultz-Bip., Jahresber. Pollichia 22-24: 253. 1866. = *Chromolaena mucronata* (Gardner) R. King & H. Robinson.
- Osmia subtruncata* (Gardner) Schultz-Bip., Jahresber. Pollichia 22-24: 253. 1866. = *Chromolaena* .
- Osmia subvelutina* (DC.) Schultz-Bip., Jahresber. Pollichia 22-24: 252. 1866. = *Chromolaena squalida* (DC.) R. King & H. Robinson.
- Osmia tecta* (Gardner) Schultz-Bip., Jahresber. Pollichia 22-24: 253. 1866. = *Chromolaena tecta* (Gardner) R. King & H. Robinson.
- Osmia tomentosa* Schultz-Bip. ex Baker, Fl. Bras. 6(2): 282. 1876, nom. nud. in syn. = *Chromolaena squalida* (DC.) R. King & H. Robinson.
- Osmia tozziaefolia* (DC.) Schultz-Bip., Jahresber. Pollichia 22-24: 253. 1866. = *Chromolaena congesta* (Hook. & Arn.) R. King & H. Robinson.
- Osmia trichophora* (DC.) Schultz-Bip., Jahresber. Pollichia 22-24: 253. 1866. = *Chromolaena hirsuta* (Hook. & Arn.) R. King & H. Robinson.
- Osmia trifoliata* Schultz-Bip. ex Baker, Fl. Bras. 6(2): 282. 1876, nom. nud. in syn. = *Chromolaena squalida* (DC.) R. King & H. Robinson.
- Osmia verbenacea* (DC.) Schultz-Bip., Jahresber. Pollichia 22-24: 253. 1866. = *Chromolaena verbenacea* (DC.) R. King & H. Robinson.
- Osmiopsis plumeri* (Urban & Ekman) R. King & H. Robinson, Phytologia 32: 251. 1975.
- Oxylobus ascendens* (Schultz-Bip.) B. Robinson & Greenman in B. Robinson, Proc. Amer. Acad. Arts 41: 272. 1905.
- Oxylobus arbutifolius* (H. B. K.) A. Gray, Proc. Amer. Acad. Arts 15: 26. 1880.
- Oxylobus glanduliferus* (Schultz-Bip. ex Benth. & Hook.) A. Gray, Proc. Amer. Acad. Arts 15: 26. 1880.
- Oxylobus macrocephalus* Paray, Bol. Soc. Bot. Mexico 22: 1. 1958. = *Revealia macrocephala* (Paray) R. King & H. Robinson.
- Oxylobus oaxacanus* Blake, Proc. Biol. Soc. Wash. 55: 113. 1942.
- Oxylobus subglabrus* R. King & H. Robinson, Phytologia 27: 385. 1974.
- Oxylobus trinervius* Mocino ex DC., Prodr. 5: 115. 1836, nom. inval. = *Phania trinervia* DC.
- Pachychaeta eupatorioides* Schultz-Bip. ex Baker, Fl. Bras. 6(2): 187. 1876, nom. nud. = *Mikania pachychaeta* (Baker) G. Barroso.
- Pachythammus crassirameus* (B. Robinson) R. King & H. Robinson, Phytologia 23: 154. 1972.
- Parapiqueria cavalcantei* R. King & H. Robinson, Phytologia 47: 111. 1980.
- Pectis violacea* Griseb., Goett. Abh. 24: 200. 1879. = *Stevia multiristata* Sprengel.
- Peteravenia cyrilli-nelsonii* (A. Molina) R. King & H. Robinson, Phytologia 44: 86. 1979.

- Peteravenia grisea* (Coulter) R. King & H. Robinson, *Phytologia* 21: 395. 1971.
- Peteravenia malvaefolia* (DC.) R. King & H. Robinson, *Phytologia* 21: 395. 1971.
- Peteravenia phoenicolepis* (B. Robinson) R. King & H. Robinson, *Phytologia* 21: 395. 1971.
- Peteravenia rhodochlamydea* (A. Gray) R. King & H. Robinson, *Phytologia* 21: 395. 1971. = *Peteravenia malvaefolia* (DC.) R. King & H. Robinson.
- Peteravenia schultzii* (Schnittsp.) R. King & H. Robinson, *Phytologia* 21: 395. 1971.
- Phalacraea callitricha* (B. Robinson) R. King & H. Robinson, *Phytologia* 29: 253. 1974.
- Phalacraea coelestina* Regel, *Gartenflora* 3: 388. T. 107. 1854. = *Ageratum microcarpum* (Benth. ex Oersted) Hemslley.
- Phalacraea ecuadorensis* R. King & H. Robinson, *Phytologia* 29: 253. 1974.
- Phalacraea latifolia* DC., *Prodr.* 5: 106. 1836.
- Phalacraea lindenii* Schultz-Bip. ex Benth. & Hook., *Gen. Pl.* 2: 240. 1873, nom. nud. in syn. = *Alomia ageratoides* H. B. K.
- Phalacraea longipetiolata* (B. Robinson) R. King & H. Robinson, *Phytologia* 49: 5. 1981.
- Phalacraea pittieri* (R. King) R. King & H. Robinson, *Phytologia* 29: 254. 1974. = *Phalacraea longipetiolata* (B. Robinson) R. King & H. Robinson.
- Phalacraea wendlandii* Schultz-Bip. ex Klatt, *Leopoldina* 20: 74. 1884, nom. nud. in syn. = *Ageratum rugosum* Coulter ex J. D. Smith.
- Phanerostylis coahuilensis* (A. Gray) R. King & H. Robinson, *Phytologia* 24: 71. 1972.
- Phanerostylis glutinosa* (Brandege) R. King & H. Robinson, *Phytologia* 24: 71. 1972.
- Phanerostylis hintoniurum* (B. Turner) R. King & H. Robinson, *Phytologia* 60: 80. 1986.
- Phanerostylis nesomii* (B. Turner) R. King & H. Robinson, *Phytologia* 48: 221. 1981.
- Phanerostylis pedunculosa* (DC.) R. King & H. Robinson, *Phytologia* 24: 71. 1972.
- Phania arbutifolia* (H. B. K.) DC., *Prodr.* 5: 115. 1836. = *Oxylobus arbutifolius* (H. B. K.) A. Gray.
- Phania cajalbanica* Borh. & Muniz, *Acta Bot. Hung.* 17: 35. 1972.
- Phania curtissii* B. Robinson, *Proc. Amer. Acad. Arts* 44: 616. 1909.
- Phania dissecta* Hook. & Arn., *Bot. Beechey Voy.* 433. 1841. = *Hofmeisteria dissecta* (Hook. & Arn.) R. King & H. Robinson.
- Phania domingensis* (Sprengel) Griseb., *Cat. Pl. Cub.* 145. 1866.
- Phania matricarioides* (Sprengel) Griseb., *Cat. Pl. Cub.* 145. 1866.
- Phania multicaulis* DC., *Prodr.* 5: 114. 1836.
- Phania trinervia* DC., *Prodr.* 5: 115. 1836, ignota.
- Phania urenifolia* Hook. & Arn., *Bot. Beechey Voy.* 297. 1838. = *Hofmeisteria urenifolia* (Hook. & Arn.) Walp.
- Piptocarpha sexangularis* Klatt, *Compos. Nov. Costaric.* [Bot. Beibl. Leopoldina] 1. 1895. = *Critonia sexangularis* (Klatt) R. King & H. Robinson.
- Piptothrix aegiroides* B. Robinson & Greenman in B. Robinson, *Proc. Amer. Acad. Arts* 41: 273. 1905. = *Jaliscoa goldmanii* (B. Robinson) R. King & H. Robinson.
- Piptothrix areolaris* (DC.) R. King & H. Robinson, *Phytologia* 19: 426. 1970.
- Piptothrix arizonica* Nelson, *Amer. J. Bot.* 25: 117. 1938. = *Ageratina paupercula* (A. Gray) R. King & H. Robinson.
- Piptothrix goldmanii* B. Robinson, *Proc. Amer. Acad. Arts* 35: 328. 1900. = *Jaliscoa goldmanii* (B. Robinson) R. King & H. Robinson.
- Piptothrix jaliscensis* B. Robinson, *Proc. Boston Soc. Nat. Hist.* 31: 268. 1904.
- Piptothrix paleacea* Cronq., *Mem. New York Bot. Gard.* 12(3): 289. 1965. = *Jaliscoa paleacea* (Cronq.) R. King & H. Robinson.
- Piptothrix palmeri* A. Gray, *Proc. Amer. Acad. Arts* 21: 383. 1886.
- Piptothrix pubens* A. Gray in S. Watson, *Proc. Amer. Acad. Arts* 22: 419. 1887.
- Piptothrix sinaloae* S. F. Blake, *Proc. Biol. Soc. Wash.* 32: 190. 1919.
- Piqueria ageratoides* (H. B. K.) Gardner, *London J. Bot.* 6: 430. 1847. = *Alomia ageratoides* H. B. K.
- Piqueria angustata* Gardner, *London J. Bot.* 6: 432. 1847. = *Gardnerina angustata* (Gardner) R. King & H. Robinson.
- Piqueria artemisioides* H. B. K., *Nov. Gen. Sp.* 4: 120. Ed. Folio. 1818. = *Ophryosporus peruvianus* (Gmelin) R. King & H. Robinson.
- Piqueria attenuata* (DC.) Gardner, *London J. Bot.* 6: 430. 1847. = *Gymnocoronis spilantheidoides* DC.
- Piqueria callitricha* B. Robinson, *Proc. Amer. Acad. Arts* 42: 15. 1906. = *Phalacraea callitricha* (B. Robinson) R. King & H. Robinson.
- Piqueria cinerea* Gardner, *London J. Bot.* 6: 432. 1847. = *Trichogonia cinerea* (Gardner) R. King & H. Robinson.
- Piqueria coelestina* (Regel) Hieron., *Bot. Jahrb. Syst.* 29: 3. 1900, ex B. Robinson, *Proc. Amer. Acad. Arts* 42: 16. 1906. = *Ageratum microcarpum* (Benth. ex Oersted) Hemslley.
- Piqueria cumingii* B. Robinson, *Proc. Amer. Acad. Arts* 42: 11. 1906. = *Ophryosporus anomalus* R. King & H. Robinson.
- Piqueria densiflora* Benth., *Bot. Voy. Sulphur* 110. 1845. = *Ophryosporus densiflorus* (Benth.) R. King & H. Robinson.
- Piqueria eupatorioides* (Gardner) Gardner, *London J. Bot.* 6: 431. 1847. = *Trichogonia menthaefolia* Gardner.
- Piqueria eupatorium* (DC.) Gardner, *London J. Bot.* 6: 430. 1847. = *Clibadium armanii* (Balbis) Baker. HELIANTHEAE.
- Piqueria fastigiata* (Gardner) Gardner, *London J. Bot.* 6: 431. 1847. = *Ageratum fastigiatum* (Gardner) R. King & H. Robinson.
- Piqueria floribunda* DC., *Prodr.* 5: 105. 1836. = *Ophryosporus floribundus* (DC.) R. King & H. Robinson.
- Piqueria foliosa* (Gardner) Gardner, *London J. Bot.* 6: 432. 1847. = *Teixeiranthus foliosus* (Gardner) R. King & H. Robinson.
- Piqueria galioides* DC., *Prodr.* 5: 105. 1836. = *Ophryosporus galioides* (DC.) R. King & H. Robinson.
- Piqueria glutinosa* Schultz-Bip. ex Kraschen., *Bot. Mater. Gerb. Glavn. Bot. Sada RSFSR* 3: 161. 1922, nom. nud. in syn. = *Acritopappus longifolius* (Gardner) R. King & H. Robinson.
- Piqueria hartwegii* B. Robinson, *Proc. Amer. Acad. Arts* 42: 14. 1906. = *Ophryosporus hartwegii* (B. Robinson) R. King & H. Robinson.
- Piqueria hintonii* R. King, *Sida* 3: 107. 1967.
- Piqueria latifolia* (DC.) Gardner, *London J. Bot.* 6: 430. 1847. = *Phalacraea latifolia* DC.
- Piqueria laxiflora* B. Robinson & Seaton, *Proc. Amer. Acad. Arts* 28: 107. 1893.
- Piqueria longipetiolata* Schultz-Bip. ex Baker, *Fl. Bras.* 6(2): 183. 1876, nom. nud. in syn. = *Gymnocoronis spilantheidoides* DC.
- Piqueria longipetiolata* B. Robinson, *Proc. Amer. Acad. Arts* 43: 27. 1907. = *Phalacraea longipetiolata* (B. Robinson) R. King & H. Robinson.
- Piqueria loxensis* Blake & Steyer., *J. Wash. Acad. Sci.* 40: 47. 1950. = *Guevaria loxensis* (Blake & Steyer.) R. King & H. Robinson.
- Piqueria luxurians* B. Robinson ex Volkens, *Verh. Bot. Vereins Prov. Brandenburg* 65: 118. 1923. = *Piqueria trinervia* Cav.
- Piqueria mathewsii* B. Robinson, *Proc. Amer. Acad. Arts* 42: 12. 1906. = *Ophryosporus mathewsii* (B. Robinson) R. King & H. Robinson.
- Piqueria myriadenia* Schultz-Bip. ex Baker, *Fl. Bras.* 6(2): 192.

- 1876, nom. nud. in syn. = *Ageratum myriadenium* (Schultz-Bip. ex Baker) R. King & H. Robinson.
- Piqueria ovata* G. Don ex Loudon, Hort. Brit. 337. 1830. = *Piqueria trinervia* Cav.
- Piqueria peruviana* (Gmelin) B. Robinson, Proc. Amer. Acad. Arts 42: 13. 1906. = *Ophryosporus peruvianus* (Gmelin) R. King & H. Robinson.
- Piqueria pilosa* H. B. K., Nov. Gen. Sp. 4: 120. Ed. Folio. 1818.
- Piqueria pinifolia* (Philippi) Hieron. ex B. Robinson, Proc. Amer. Acad. Arts 42: 11. 1906. = *Ophryosporus pinifolius* (Philippi) R. King & H. Robinson.
- Piqueria pittieri* R. King, Sida 3: 107. 1967, nom. nov. = *Phalacraea longipetiolata* (B. Robinson) R. King & H. Robinson.
- Piqueria polyphylla* Schultz-Bip. ex Baker, Fl. Bras. 6(2): 191. 1876, nom. nud. in syn. = *Ageratum fastigiatum* (Gardner) R. King & H. Robinson.
- Piqueria pringlei* B. Robinson & Seaton, Proc. Amer. Acad. Arts 28: 107. 1893.
- Piqueria pubescens* Small in Rees, Cycl. 27. *Piqueria* N. 2. 1814. = *Ophryosporus pubescens* (Smith) R. King & H. Robinson.
- Piqueria pyramidalis* B. Robinson, Proc. Amer. Acad. Arts 36: 475. 1901. = *Erythradenia pyramidalis* (B. Robinson) R. King & H. Robinson.
- Piqueria quinquesflora* Cass., Bull. Sci. Soc. Philom. Paris 1819: 128. 1819. = *Ophryosporus pubescens* (Smith) R. King & H. Robinson.
- Piqueria serrata* A. Gray, Proc. Amer. Acad. Arts 15: 25. 1880.
- Piqueria setifera* Chung, Phytologia 14: 324. 1967. = *Ellenbergia glandulata* Cuatrec.
- Piqueria sodiroi* Hieron. in Sodiro, Bot. Jahrb. Syst. 29: 3. 1900. = *Guevaria sodiroi* (Hieron. in Sodiro) R. King & H. Robinson.
- Piqueria standleyi* B. Robinson, Contr. Gray Herb. 104: 4. 1934. = *Koanophyllon standleyi* (B. Robinson) R. King & H. Robinson.
- Piqueria subcordata* (DC.) Gardner, London J. Bot. 6: 430. 1847. = *Gymnocoronis spilanthis* DC.
- Piqueria triflora* Hemsley in Godman & Salvin, Biol. Cent.-Amer., Bot. 2: 77. 1881.
- Piqueria trinervia* Cav., Icon. 3: 19. T. 235. 1795.
- Piqueria vargasii* Chung, Phytologia 14: 325. 1967. = *Guevaria vargasii* (Chung) R. King & H. Robinson.
- Piqueriella brasiliensis* R. King & H. Robinson, Phytologia 29: 264. 1974.
- Piqueriopsis michoacana* R. King, Brittonia 17: 352. 1965.
- Planaltoa lychnophoroides* G. Barroso, Sellowia 17: 79. 1965.
- Planaltoa salviifolia* Taubert, Bot. Jahrb. Syst. 21: 454. 1896.
- Platypodanthera melissaefolia* (DC.) R. King & H. Robinson, Phytologia 24: 183. 1972.
- Pleurocoronis geitryi* (Wiggins) R. King & H. Robinson, Phytologia 12: 470. 1966.
- Pleurocoronis laphamioides* (Rose) R. King & H. Robinson, Phytologia 12: 470. 1966.
- Pleurocoronis pluriseta* (A. Gray) R. King & H. Robinson, Phytologia 12: 469. 1966.
- Podophania dissecta* (Hook. & Arn.) B. Robinson, Proc. Amer. Acad. Arts 47: 192. 1911. = *Hofmeisteria dissecta* (Hook. & Arn.) R. King & H. Robinson.
- Podophania ghiesbreghtiana* Baillon, Bull. Mens. Soc. Linn. Paris 1: 268. 1880. = *Hofmeisteria dissecta* (Hook. & Arn.) R. King & H. Robinson.
- Polyanthina nemorosa* (Klatt) R. King & H. Robinson, Phytologia 20: 213. 1970.
- Praxeliopsis mattogrossensis* G. Barroso, Arch. Jard. Bot. Rio de Janeiro 9: 176. 1949.
- Praxelis asperulacea* (Baker) R. King & H. Robinson, Phytologia 20: 194. 1970.
- Praxelis basifolia* (Malme) R. King & H. Robinson, Phytologia 20: 194. 1970.
- Praxelis capillaris* (DC.) Schultz-Bip., Jahresber. Pollichia 22-24: 254. 1866.
- Praxelis chiquitensis* (B. Robinson) R. King & H. Robinson, Phytologia 37: 458. 1977.
- Praxelis clematidea* (Griseb.) R. King & H. Robinson, Phytologia 20: 194. 1970.
- Praxelis conoclinantha* (Hieron.) R. King & H. Robinson, Phytologia 20: 194. 1970.
- Praxelis grandiflora* (DC.) Schultz-Bip., Jahresber. Pollichia 22-24: 254. 1866.
- Praxelis grandiflora* (DC.) R. King & H. Robinson, Phytologia 20: 194. 1970, comb. superfl. = *Praxelis grandiflora* (DC.) Schultz-Bip.
- Praxelis hecatantha* Schultz-Bip. ex Baker, Fl. Bras. 6(2): 343. 1876, nom. nud. in syn. = *Praxelis kleinioides* (H. B. K.) Schultz-Bip.
- Praxelis insignis* (Malme) R. King & H. Robinson, Phytologia 20: 195. 1970.
- Praxelis karuaiensis* (V. Badillo) R. King & H. Robinson, Phytologia 20: 195. 1970.
- Praxelis kleinioides* (H. B. K.) Schultz-Bip., Jahresber. Pollichia 22-24: 254. 1866.
- Praxelis missiona* (Malme) R. King & H. Robinson, Phytologia 20: 195. 1970.
- Praxelis odontodactyla* (B. Robinson) R. King & H. Robinson, Phytologia 20: 195. 1970.
- Praxelis ostonii* (B. Robinson) R. King & H. Robinson, Phytologia 20: 195. 1970.
- Praxelis paucidentata* (DC.) Schultz-Bip., Jahresber. Pollichia 22-24: 254. 1866. = *Praxelis kleinioides* (H. B. K.) Schultz-Bip.
- Praxelis pauciflora* (H. B. K.) R. King & H. Robinson, Phytologia 20: 195. 1970.
- Praxelis peduncularis* (DC.) Schultz-Bip., Jahresber. Pollichia 22-24: 254. 1866. = *Praxelis kleinioides* (H. B. K.) Schultz-Bip.
- Praxelis riedelii* Schultz-Bip. ex Baker, Fl. Bras. 6(2): 342. 1876, nom. nud. in syn. = *Praxelis capillaris* (DC.) Schultz-Bip.
- Praxelis sideritis* (DC.) Schultz-Bip., Jahresber. Pollichia 22-24: 254. 1866. = *Praxelis kleinioides* (H. B. K.) Schultz-Bip.
- Praxelis villosa* Cass., Dict. Sci. Nat. 43: 261. 1826. = *Praxelis pauciflora* (H. B. K.) R. King & H. Robinson.
- Prenanthes rhombifolia* Humb. ex Willd., Sp. Pl. 3: 1535(-1536). 1803. = *Brickellia diffusa* (Vahl) A. Gray.
- Prolobus nitidulus* (Baker) R. King & H. Robinson, Phytologia 50(5): 387. 1982.
- Pseudobrickellia angustissima* (Sprengel ex Baker) R. King & H. Robinson, Phytologia 24: 75. 1972.
- Pseudobrickellia brasiliensis* (Sprengel) R. King & H. Robinson, Phytologia 24: 75. 1972.
- Pseudobrickellia irwinii* R. King & H. Robinson, Phytologia 24: 75. 1972. = *Pseudobrickellia brasiliensis* (Sprengel) R. King & H. Robinson.
- Pseudokyrsteniopsis perpetiolata* R. King & H. Robinson, Phytologia 27: 241. 1973.
- Radlkoferotoma berroi* (Hutch.) R. King & H. Robinson, Phytologia 21: 401. 1971.
- Radlkoferotoma cistifolium* (Less.) Kuntze, Revis. Gen. Pl. 1: 358. 1891.
- Radlkoferotoma ramboi* (Cabrera) R. King & H. Robinson, Phytologia 21: 401. 1971.
- Raulinoreitzia crenulata* (Sprengel) R. King & H. Robinson, Phytologia 22: 114. 1971.
- Raulinoreitzia leptophlebia* (B. Robinson) R. King & H. Robinson, Phytologia 37: 458. 1977.
- Raulinoreitzia tremula* (Hook. & Arn.) R. King & H. Robinson, Phytologia 22: 114. 1971.
- Revelia macrocephala* (Paray) R. King & H. Robinson, Phytologia 34: 376. 1976.
- Revelia stevioides* R. King & H. Robinson, Phytologia 33: 277.

1976. = *Revealia macrocephala* (Paray) R. King & H. Robinson.
- Rosalesia glandulosa* Llave in Llave & Lex., Nov. Veg. Descr. 1: 9. 1824. = *Brickellia glandulosa* (Llave in Llave & Lex.) McVaugh.
- Santolina oppositifolia* L., Syst. Nat. ed. 10, 1207. 1759. = *Isocarpha oppositifolia* (L.) Cass.
- Santosia talmonii* R. King & H. Robinson, Phytologia 45: 463. 1980.
- Sartorina schultzii* R. King & H. Robinson, Phytologia 28: 98. 1974.
- Schaetzelia mexicana* Schultz-Bip., Flora 33: 419. 1850. = *Macvaughiiella mexicana* (Schultz-Bip.) R. King & H. Robinson.
- Schaetzelia standleyi* Steyerl., Publ. Field Mus. Nat. Hist., Bot. Ser. 23: 107. 1944. = *Macvaughiiella mexicana* (Schultz-Bip.) R. King & H. Robinson.
- Scherya bahiensis* R. King & H. Robinson, Phytologia 38: 101. 1977.
- Sciadocephala amazonica* R. King & H. Robinson, Phytologia 29: 12. 1974.
- Sciadocephala asplundii* R. King & H. Robinson, Phytologia 34: 375. 1976.
- Sciadocephala dressleri* R. King & H. Robinson, Phytologia 29: 343. 1975.
- Sciadocephala pakaraimae* (Maguire & Wurd.) R. King & H. Robinson, Phytologia 29: 12. 1974.
- Sciadocephala schultze-rhnhofiae* Mattf. in Diels, Notizbl. Bot. Gart. Berlin-Dahlem 14: 42. 1938.
- Sclerolepis uniflora* (Walter) Britton, Sterns & Pogg., Prelim. Cat. 25. 1888.
- Sclerolepis uniflora* (Walter) Poiret, Mem. Torrey Bot. Club 5: 311. 1894, comb. superfl. = *Sclerolepis uniflora* (Walter) Britton, Sterns & Pogg.
- Sclerolepis verticillata* (Michaux) Cass., Dict. Sci. Nat. 48: 155. 1827. = *Sclerolepis uniflora* (Walter) Britton, Sterns & Pogg.
- Serratula elegans* (Walter) Aiton f., Hort. Kew. 3: 138. 1811. = *Liatris elegans* (Walter) Michaux.
- Serratula pilosa* Aiton, Hortus Kew. 3: 138. 1789. = *Liatris pilosa* (Aiton) Willd.
- Serratula scariosa* L., Sp. Pl. 2: 818. 1753. = *Liatris scariosa* (L.) Willd.
- Serratula speciosa* Aiton, Hortus Kew. 3: 138. 1789, nom. superfl. = *Liatris elegans* (Walter) Michaux.
- Serratula spicata* L., Sp. Pl. 2: 819. 1753. = *Liatris spicata* (L.) Willd.
- Serratula squarrosa* L., Sp. Pl. 2: 818. 1753. = *Liatris squarrosa* (L.) Willd.
- Shinnersia rivularis* (A. Gray) R. King & H. Robinson, Phytologia 19: 297. 1970.
- Spaniopappus bucheri* (B. Robinson) R. King & H. Robinson, Phytologia 19: 304. 1970, as "ruckeri."
- Spaniopappus ekmanii* B. Robinson, Contr. Gray Herb. 77: 45. 1926.
- Spaniopappus hygrophilus* (Alain) R. King & H. Robinson, Phytologia 19: 304. 1970.
- Spaniopappus iodostylus* (B. Robinson) R. King & H. Robinson, Phytologia 19: 304. 1970.
- Spaniopappus ruckeri* (B. Robinson) R. King & H. Robinson, Phytologia 19: 304. 1970, error for "bucheri."
- Spaniopappus shaferi* (B. Robinson) R. King & H. Robinson, Phytologia 19: 304. 1970.
- Sparganophorus ageratoides* Lagasca, Gen. Sp. Pl. 25. 1816. = *Ageratum corymbosum* Zuccagni.
- Sparganophorus obtusifolius* Lagasca, Gen. Sp. Pl. 25. 1816. = *Ageratum conyzoides* L.
- Sparganophorus verticillatus* Michaux, Fl. Bor.-Amer. 2: 95. T. 42. 1803. = *Sclerolepis uniflora* (Walter) Britton, Sterns & Pogg.
- Sphaereupatorium hoffmannii* (Kuntze) B. Robinson, Contr. Gray Herb. 61: 25. 1920. = *Sphaereupatorium scandens* (Gardner) R. King & H. Robinson.
- Sphaereupatorium scandens* (Gardner) R. King & H. Robinson, Phytologia 53: 392. 1983.
- Sphaereupatorium sphaerocephalum* (Schultz-Bip. ex Baker) R. King & H. Robinson, Phytologia 49: 6. 1981. = *Sphaereupatorium scandens* (Gardner) R. King & H. Robinson.
- Spilanthes tinctorius* Lour., Fl. Cochinch. 484. 1790. = *Adenostemma tinctorium* (Lour.) Cass.
- Spilanthus atriplicifolius* (L.) L., Syst. Nat., ed. 12, 3: 236. 1768. = *Isocarpha atriplicifolia* (L.) R. Br. ex DC.
- Staehelina elegans* Walter, Fl. Carol. 202. 1788. = *Liatris elegans* (Walter) Michaux.
- Standleyanthus triptychus* (B. Robinson) R. King & H. Robinson, Phytologia 22: 42. 1971.
- Steleocodon gracilis* Gilli, Feddes Repert. 94: 311. 1983. = *Phalacraea longipetiolata* (B. Robinson) R. King & H. Robinson, ?
- Stevia achalensis* Hieron., Bot. Jahrb. Syst. 22: 712. 1897.
- Stevia adenophora* Lagasca, Gen. Sp. Pl. 27. 1816.
- Stevia alatipes* B. Robinson, Proc. Amer. Acad. Arts 43: 28. 1907.
- Stevia alpina* Griseb., Abh. Konigl. Ges. Wiss. Göttingen 19: 116. 1874.
- Stevia alternifolia* Hieron., Bot. Jahrb. Syst. 22: 740. 1897.
- Stevia amabilis* Lemmon ex A. Gray, Proc. Amer. Acad. Arts 19: 1. 1884. = *Stevia viscida* H. B. K.
- Stevia amambayensis* B. Robinson, Contr. Gray Herb. 90: 6. 1930.
- Stevia amblyolepis* (B. Robinson) B. Robinson, Contr. Gray Herb. 90: 6. 1930.
- Stevia ammotropha* B. Robinson, Contr. Gray Herb. 90: 7. 1930.
- Stevia amplexicaulis* Hassler, Feddes Repert. 11: 165. 1912.
- Stevia andina* B. Robinson, Contr. Gray Herb. 96: 3. 1931.
- Stevia angustifolia* H. B. K., Nov. Gen. Sp. 4: 116. Ed. Folio. 1818. = *Stevia salicifolia* Cav.
- Stevia anisostemma* Turcz., Bull. Soc. Imp. Naturalistes Moscou 24(1): 167. 1851.
- Stevia apensis* B. Robinson, Contr. Gray Herb. 90: 7. 1930.
- Stevia arachnoidea* B. Robinson, Proc. Amer. Acad. Arts 35: 326. 1900. = *Stevia polycephala* Baker.
- Stevia arbutifolia* (H. B. K.) Willd. ex DC., Prodr. 5: 115. 1836, nom. nud. = *Oxylobus arbutifolius* (H. B. K.) A. Gray.
- Stevia aristata* D. Don ex Hook. & Arn., Companion Bot. Mag. 1: 238. 1835.
- Stevia aristata* var. *villaricensis* B. Robinson, Contr. Gray Herb. 90: 8. 1930. = *Stevia villaricensis* (B. Robinson) Cabrera & Vittet.
- Stevia arnottiana* Baker, Fl. Bras. 6(2): 201. 1876. = *Stevia gilliesii* Hook. & Arn.
- Stevia aschenborniana* Schultz-Bip. ex Klotzsch, Linnaea 25: 269. 1852.
- Stevia baccharoides* (DC.) F. Meigen, Bot. Jahrb. Syst. 17: 283. 1893. = *Ophryosporus paradoxus* (Hook. & Arn.) Benth. & Hook. ex Hook. f. & Jackson.
- Stevia balansae* Hieron., Bot. Jahrb. Syst. 22: 739. 1897.
- Stevia bangii* Rusby, Mem. Torrey Bot. Club 4: 209. 1895.
- Stevia batesii* B. Robinson, Contr. Gray Herb. 104: 6. 1934. = *Stevia tomentosa* H. B. K.
- Stevia beckii* R. King & H. Robinson, Phytologia 51: 173. 1982.
- Stevia benderi* Perkins, Bot. Jahrb. Syst. 49: 221. 1913.
- Stevia benthamiana* Hieron., Bot. Jahrb. Syst. 28: 561. 1901. = *Stevia ovata* Willd.
- Stevia berlandieri* A. Gray, Rep. U. S. Mex. Bound., Bot. 73. 1859.
- Stevia bermejensis* Hieron. in Urban, Bot. Jahrb. Syst. 40: 361. 1908.
- Stevia bertholdii* B. Robinson, Contr. Gray Herb. 96: 4. 1931.

- Stevia bicrenata* Klatt, Bot. Jahrb. Syst. 8: 32. 1886. = *Stevia elatior* H. B. K.
- Stevia bisecta* M. E. Jones, Contr. W. Bot. 18: 70. 1933. = *Ageratiella palmeri* (A. Gray) B. Robinson.
- Stevia boliviensis* Schultz-Bip. ex Rusby, Mem. Torrey Bot. Club 3(3): 51. 1893.
- Stevia breviaristata* Hook. & Arn., Companion Bot. Mag. 1: 238. 1835.
- Stevia breviflora* (Cass.) Schultz-Bip., Linnaea 25: 291. 1852.
- Stevia brevipapposa* Hieron., Bot. Jahrb. Syst. 22: 718. 1897. = *Stevia boliviensis* Schultz-Bip. ex Rusby.
- Stevia bridgesii* Rusby, Bull. New York Bot. Gard. 4: 377. 1907.
- Stevia brunetii* Hieron., Bot. Jahrb. Syst. 22: 723. 1897.
- Stevia burkartii* B. Robinson, Contr. Gray Herb. 96: 4. 1931.
- Stevia cajabambensis* Hieron. in Urban, Bot. Jahrb. Syst. 40: 367. 1908.
- Stevia calderillensis* Hieron. in Urban, Bot. Jahrb. Syst. 40: 356. 1908.
- Stevia callosa* Nutt., J. Acad. Nat. Sci. Philadelphia 2: 121. 1821. = *Palafoxia callosa* (Nutt.) Torrey & A. Gray. HELIANTHAEAE.
- Stevia callosa* Cerv. in Loudon, Hort. Brit. 335. 1830?, nom. nud. ignota.
- Stevia calycina* DC., Prodr. 5: 124. 1836. = *Disynaphia calyculata* (Hook. & Arn.) R. King & H. Robinson.
- Stevia camachensis* Hieron. in Urban, Bot. Jahrb. Syst. 40: 359. 1908.
- Stevia camporum* Baker, Fl. Bras. 6(2): 202. 1876.
- Stevia canescens* H. B. K., Nov. Gen. Sp. 4: 112. Ed. Folio. 1818. = *Stevia serrata* Cav.
- Stevia caracasana* DC., Prodr. 5: 119. 1836.
- Stevia carapariensis* Cabrera & Vittet, Revista Mus. Eva Peron, Secc. Bot. 8: 188. 1954.
- Stevia cardiatica* Perkins, Bot. Jahrb. Syst. 49: 222. 1913.
- Stevia catharinensis* Cabrera in Cabrera & Vittet, Sellowia 15: 157. 1963.
- Stevia cathartica* Poeppig & Endl., Nov. Gen. Sp. 3: 55. 1845.
- Stevia centinelae* Cabrera, Bol. Soc. Argent. Bot. 15: 319. 1974.
- Stevia chacoensis* R. E. Fries, Arch. Bot. \*PICK CORRECT ENTRY 5(13): 7. 1906.
- Stevia chamaedryis* Griseb., Abh. Konigl. Ges. Wiss. Gottingen 24: 167. 1879.
- Stevia chiapensis* Grashoff, Brittonia 26: 348. 1974.
- Stevia chortiana* Standley & Steyerl., Publ. Field Mus. Nat. Hist., Bot. Ser. 23: 108. 1944. = *Stevia deltoidea* E. Greene.
- Stevia cinerascens* Schultz-Bip. ex Baker, Fl. Bras. 6(2): 209. 1876.
- Stevia clausenii* Schultz-Bip. ex Baker, Fl. Bras. 6(2): 203. 1876.
- Stevia clinopodia* DC., Prodr. 5: 116. 1836. = *Stevia jorullensis* H. B. K.
- Stevia clinopodioides* Greenman, Proc. Amer. Acad. Arts 32: 307. 1897.
- Stevia clivicola* B. Robinson, Contr. Gray Herb. 100: 4. 1932.
- Stevia cochabambensis* Hieron., Bot. Jahrb. Syst. 22: 726. 1897.
- Stevia collina* Gardner, London J. Bot. 5: 458. 1846.
- Stevia collodes* Greenman, Proc. Amer. Acad. Arts 39: 93. 1903. = *Stevia salicifolia* Cav.
- Stevia commixta* B. Robinson, Contr. Gray Herb. 90: 9. 1930.
- Stevia compacta* Benth., Pl. Hartw. 197. 1845. = *Stevia triflora* DC.
- Stevia conferta* DC., Prodr. 5: 116. 1836. = *Stevia pilosa* Lagasca.
- Stevia congesta* Hook. & Arn., Companion Bot. Mag. 1: 238. 1835. = *Stevia satuireifolia* Lam.
- Stevia connata* Lagasca, Gen. Sp. Pl. 27. 1816.
- Stevia copiosa* Koster, Blumea 5: 645. 1945.
- Stevia cordifolia* Benth., Pl. Hartw. 39. 1840.
- Stevia coriacea* Lagasca, Gen. Sp. Pl. 28. 1816. = *Stevia lucida* Lagasca, ?
- Stevia coronata* Schultz-Bip., Bot. Zeitung (Berlin) 3: 155. 1845, nom. nud. = *Stevia urticaefolia* Billb. in Thunb.
- Stevia coronifera* DC., Prodr. 5: 115. 1836. = *Stevia jorullensis* H. B. K.
- Stevia crassicephala* Cabrera, Bol. Soc. Argent. Bot. 15: 320. 1974.
- Stevia crenata* Benth., Pl. Hartw. 197. 1845.
- Stevia crenata* Schultz-Bip. ex Baker, Fl. Bras. 6(2): 205. 1876, nom. nud. in syn. = *Stevia menthaefolia* Schultz-Bip.
- Stevia crenulata* Baker, Fl. Bras. 6(2): 211. 1876.
- Stevia cruziana* Malme, Kongl. Svenska Vetenskapskad. Handl. 32(5): 33. 1899.
- Stevia cruzii* Grashoff, Brittonia 26: 348(-351). 1974.
- Stevia cryptantha* Baker, Fl. Bras. 6(2): 204. 1876.
- Stevia cuncea* Hassler, Feddes Repert. 11: 166. 1912.
- Stevia cuzcoensis* Hieron. in Urban, Bot. Jahrb. Syst. 40: 363. 1908.
- Stevia decumbens* (B. Robinson & Greenman) E. Greene, Pittonia 3: 32. 1896.
- Stevia decussata* Baker, Fl. Bras. 6(2): 203. 1876.
- Stevia deltoidea* E. Greene, Pittonia 3: 31. 1896.
- Stevia dianthoidea* Hieron. in Sodiro, Bot. Jahrb. Syst. 29: 4. 1900.
- Stevia dictyophylla* B. Robinson, Proc. Amer. Acad. Arts 44: 617. 1909.
- Stevia diffusa* Greenman, Proc. Amer. Acad. Arts 32: 307. 1897. = *Stevia aschenborniana* Schultz-Bip. ex Klotzsch.
- Stevia discolor* B. Robinson, Contr. Gray Herb. 100: 5. 1932.
- Stevia dissitifolia* DC., Prodr. 5: 121. 1836. = *Stevia origanoides* H. B. K.
- Stevia dissoluta* Schlechtend., Hort. Hal. 16. 1841-1853. = *Stevia elatior* H. B. K.
- Stevia divaricata* DC., Prodr. 5: 123. 1836.
- Stevia diversipapposa* Hieron., Bot. Jahrb. Syst. 22: 708. 1897. = *Stevia vaga* Griseb.
- Stevia dodecachaeta* DC., Prodr. 5: 122. 1836. = *Stevia melissaefolia* (Lam.) Schultz-Bip.
- Stevia dubia* B. Robinson, Contr. Gray Herb. 104: 7. 1934.
- Stevia eclipses* B. Robinson, Contr. Gray Herb. 96: 5. 1931.
- Stevia effusa* Hieron., Bot. Jahrb. Syst. 22: 710. 1897.
- Stevia ehrenbergiana* Schlechtend., Linnaea 16: 370. 1842. = *Stevia ovata* Willd.
- Stevia elatior* H. B. K., Nov. Gen. Sp. 4: 113. Ed. Folio. 1818.
- Stevia elatior* var. *decumbens* B. Robinson & Greenman, Amer. J. Sci. Arts 3, 50: 152. 1895. = *Stevia decumbens* (B. Robinson & Greenman) E. Greene.
- Stevia elliptica* Hook. & Arn., Bot. Beechey Voy. 434. 1841. = *Stevia caracasana* DC.
- Stevia elongata* H. B. K., Nov. Gen. Sp. 4: 113. Ed. Folio. 1818. = *Stevia elatior* H. B. K.
- Stevia elongata*  $\beta$  *moritziana* I *pallida* Schultz-Bip. in Klotzsch, Linnaea 25: 275. 1853. = *Stevia ovata* Willd.
- Stevia elongata*  $\beta$  *moritziana* II *purpurescens* Schultz-Bip. in Klotzsch, Linnaea 25: 275. 1853. = *Stevia elatior* H. B. K.
- Stevia enarthotricha* Lagasca, Gen. Sp. Pl. 27. 1816. = *Stevia elatior* H. B. K., ?
- Stevia entreprensensis* Hieron., Bot. Jahrb. Syst. 22: 739. 1897.
- Stevia entreprensensis* Hieron. ex Arechav., Analcs Mus. Nac. Montevideo 6: 139. 1907. = *Stevia entreprensensis* Hieron.
- Stevia ephemera* Grashoff, Brittonia 26: 351. 1974.
- Stevia erecta* Walp., Repert. Bot. Syst. 2: 548. 1843. = *Stevia ovata* Willd.
- Stevia estrellensis* Hassler ex B. Robinson, Contr. Gray Herb. 90: 83. 1930.
- Stevia eupatoria* (Sprengel) Willd., Sp. Pl. 3: 1775. 1804.
- Stevia fascicularis* Less. in Schlechtend. & Cham., Linnaea 5: 140. 1830. = *Stevia ovata* Willd.
- Stevia fastigiata* H. B. K., Nov. Gen. Sp. 4: 116. Ed. Folio. 1818. = *Stevia lucida* Lagasca.

- Stevia febrifuga* Mocino ex DC., Prodr. 5: 104. 1836, nom. inval.  
= *Piqueria trinervia* Cav.
- Stevia ferruginea* Schultz-Bip. ex Baker, Fl. Bras. 6(2): 211. 1876, nom. nud. in syn. = *Stevia tenuis* Hook. & Arn.
- Stevia fiebrigii* Hieron. in Urban, Bot. Jahrb. Syst. 40: 365. 1908.
- Stevia filipes* Rusby, Bull. New York Bot. Gard. 8: 126. 1912.
- Stevia flourensioides* S. F. Blake, Contr. U. S. Natl. Herb. 22: 589. 1924. = *Stevia salicifolia* Cav.
- Stevia foliosa* Small, Fl. S. E. U. S. 1163., 1338. 1903. = *Stevia salicifolia* Cav.
- Stevia fruticosa* Griseb., Abh. Konigl. Ges. Wiss. Gottingen 24: 167. 1879.
- Stevia galeopsidifolia* Hieron., Bot. Jahrb. Syst. 22: 719. 1897.
- Stevia gardneriana* Baker, Fl. Bras. 6(2): 207. 1876.
- Stevia gilliesii* Hook. & Arn., Companion Bot. Mag. 2: 251. 1836.
- Stevia glabra* Mocino ex DC., Prodr. 5: 117. 1836, nom. inval.  
= *Stevia connata* Lagasca.
- Stevia glandulifera* Schlechtend., Ind. Sem. Hort. Hal. 19. 1839.  
= *Stevia jorullensis* H. B. K.
- Stevia glandulosa* Hook. & Arn., Bot. Beechey Voy. 296. 1838.
- Stevia glanduloso-pubescens* Hieron. in Urban, Bot. Jahrb. Syst. 40: 360. 1908.
- Stevia glomerata* Hieron. in Urban, Bot. Jahrb. Syst. 40: 357. 1908.
- Stevia glutinosa* H. B. K., Nov. Gen. Sp. 4: 116. Ed. Folio. 1818.  
= *Stevia lucida* Lagasca.
- Stevia gracilipes* Martius ex Baker, Fl. Bras. 6(2): 210. 1876, nom. nud. in syn. = *Stevia lundiana* DC.
- Stevia grandidentata* Schultz-Bip. ex Klatt, Leopoldina 20: 75. 1884. = *Stevia lucida* Lagasca.
- Stevia grandidentata* Schultz-Bip. ex Rusby, Mem. Torrey Bot. Club 6: 55. 1896. = *Stevia soratensis* Hieron.
- Stevia grandidentata* Schultz-Bip. ex Hieron., Bot. Jahrb. Syst. 22: 714. 1897. = *Stevia soratensis* Hieron. in Urban.
- Stevia gratioides* Hook. & Arn., Companion Bot. Mag. 1: 238. 1835. = *Stevia tenuis* Hook. & Arn.
- Stevia grisebachiana* Hieron., Bot. Jahrb. Syst. 22: 716. 1897.
- Stevia guaranitica* Chodat, Bull. Herb. Boissier Ser. 2. 3: 704. 1903. = *Stevia leptophylla* Schultz-Bip. ex Baker.
- Stevia haenkeana* DC., Prodr. 5: 122. 1836.
- Stevia hassleriana* Chodat, Bull. Herb. Boissier Ser. 2. 2: 305. 1902. = *Stevia balansae* Hieron.
- Stevia heptachaeta* DC., Prodr. 5: 122. 1836.
- Stevia herrerae* B. Robinson, Contr. Gray Herb. 100: 5. 1932.
- Stevia hilarii* B. Robinson, Contr. Gray Herb. 96: 7. 1931.
- Stevia hirsuta* Hook. & Arn., Companion Bot. Mag. 1: 239. 1835.  
= *Stevia satuireifolia* Lam.
- Stevia hirsuta* DC., Prodr. 5: 121. 1836. = *Stevia deltoidea* E. Greene.
- Stevia hirtiflora* Schultz-Bip. in Klotzsch, Linnaea 25: 274. 1853.  
= *Stevia caracasana* DC.
- Stevia hispidula* DC., Prodr. 5: 122. 1836.
- Stevia hoppii* B. Robinson, Contr. Gray Herb. 100: 6. 1932.
- Stevia humilis* Hieron., Bot. Jahrb. Syst. 22: 730. 1897. = *Stevia obovata* Rusby.
- Stevia hymenoppha* Mocino ex DC., Prodr. 5: 117. 1836, nom. inval. = *Stevia lucida* Lagasca.
- Stevia hypericifolia* Hieron., Bot. Jahrb. Syst. 22: 732. 1897.
- Stevia hypomalaca* B. Robinson, Contr. Gray Herb. 90: 13. 1930.
- Stevia hyptifolia* Gardner, London J. Bot. 6: 434. 1847.
- Stevia hyssopifolia* Cav., Descr. Pl. 190. 1802. = *Stevia eupatoria* (Sprengel) Willd.
- Stevia hyssopifolia* Sims, Bot. Mag. T. 1861. 1817. = *Stevia ovata* Willd.
- Stevia hyssopifolia* H. B. K., Nov. Gen. Sp. 4: 109. Ed. Folio. 1818. = *Stevia viscida* H. B. K.
- Stevia hyssopifolia* Philippi, Fl. Atacam. 29. 1860. = *Stevia philippiana* Hieron. in Urban.
- Stevia iltisiana* Grashoff, Brittonia 26: 354(357). 1974.
- Stevia imbricata* Gardner, London J. Bot. 5: 458. 1846. = *Dissothrix imbricata* (Gardner) B. Robinson.
- Stevia incanescens* Lagasca, Gen. Sp. Pl. 27. 1816. = *Stevia tomentosa* H. B. K., ?
- Stevia incognita* Grashoff, Brittonia 26: 357(360). 1974.
- Stevia integra* S. F. Blake, Contr. U. S. Natl. Herb. 22: 589. 1924.  
= *Stevia salicifolia* Cav.
- Stevia involucrata* Schultz-Bip. ex Baker, Fl. Bras. 6(2): 211. 1876.
- Stevia isomeca* Grashoff, Brittonia 26: 360(362). 1974.
- Stevia ivaefolia* Willd., Ges. Naturf. Freunde Berlin Mag. Neuesten Entdeck. Gesamnten Naturk. 1: 137. 1807. = *Stevia serrata* Cav.
- Stevia jaliscensis* B. Robinson, Contr. Gray Herb. 80: 8. 1928.
- Stevia jorullensis* H. B. K., Nov. Gen. Sp. 4: 112. Ed. Folio. 1818.
- Stevia jujuyensis* Cabrera, Bol. Soc. Argent. Bot. 15: 322. 1974.
- Stevia karwinskyana* Steudel, Nomencl. Bot. 2: 641. 1841.
- Stevia kuhnioides* Rusby ex B. Robinson, Contr. Gray Herb. 96: 7. 1931.
- Stevia kuntzei* Hieron., Bot. Jahrb. Syst. 22: 733. 1897.
- Stevia lanceolata* Lagasca, Gen. Sp. Pl. 26. 1816. = *Stevia serrata* Cav.
- Stevia lanceolata* Hook. & Arn., Companion Bot. Mag. 1: 238. 1835. = *Stevia gilliesii* Hook. & Arn.
- Stevia lanceolata* Mocino ex DC., Prodr. 5: 116. 1836, nom. inval. = *Stevia subpubescens* Lagasca.
- Stevia lanceolata* Walp., Linnaea 14: 319. 1840. = *Stevia karwinskyana* Steudel.
- Stevia lasioclada* Grashoff, Brittonia 26: 362(363). 1974.
- Stevia latifolia* Benth., Pl. Hartw. 40. 1840.
- Stevia lavandulaefolia* Willd. ex DC., Prodr. 5: 125. 1836, nom. inval. = *Palafoxia linearis* (Cav.) Lagasca. HELIANTHEAE.
- Stevia laxa* Hook. & Arn., Companion Bot. Mag. 1: 238. 1835.  
= *Stevia satuireifolia* Lam.
- Stevia laxa* B. Robinson & Seaton, Proc. Amer. Acad. Arts 28: 107. 1893. = *Stevia micradenia* B. Robinson.
- Stevia laxiflora* DC., Prodr. 5: 122. 1836. = *Stevia viscida* H. B. K.
- Stevia lechleri* Hieron., Bot. Jahrb. Syst. 22: 727. 1897.
- Stevia lehmannii* Hieron., Bot. Jahrb. Syst. 28: 562. 1901.
- Stevia lemmoni* A. Gray, Proc. Amer. Acad. Arts 17: 204. 1882.
- Stevia leptophylla* Schultz-Bip. ex Baker, Fl. Bras. 6(2): 205. 1876.
- Stevia leucantha* Schlechtend., Hort. Hal. 16. 1841-1853. = *Stevia suaveolens* Lagasca.
- Stevia leuconeura* DC., Prodr. 5: 121. 1836. = *Stevia viscida* H. B. K.
- Stevia leucosticta* B. Robinson, Contr. Gray Herb. 96: 8. 1931.
- Stevia liebmannii* Schultz-Bip. ex Klatt, Leopoldina 20: 75. 1884.
- Stevia lilloi* B. Robinson, Contr. Gray Herb. 90: 14. 1930.
- Stevia linariaefolia* DC., Prodr. 5: 123. 1836. = *Stevia satuireifolia* Lam.
- Stevia linearifolia* Walp., Linnaea 14: 320. 1840. = *Stevia salicifolia* Cav., ?
- Stevia linearifolia* Steudel, Nomencl. Bot. 2: 641. 1841. = *Stevia satuireifolia* Lam., ?
- Stevia linearis* (Cav.) Willd., Sp. Pl. 3: 1774. 1804. = *Palafoxia linearis* (Cav.) Lagasca. HELIANTHEAE.
- Stevia linearis* Gill. ex Baker, Fl. Bras. 6(2): 208. 1876, nom. nud. in syn. = *Stevia satuireifolia* Lam.
- Stevia linoides* Schultz-Bip. in Klotzsch, Linnaea 25: 284. 1853.  
= *Stevia serrata* Cav.
- Stevia lita* Grashoff, Brittonia 26: 364. 1974.
- Stevia longifolia* Mocino ex DC., Prodr. 5: 118. 1836, nom. inval.  
= *Stevia connata* Lagasca.
- Stevia longiseta* Mocino ex DC., Prodr. 5: 121. 1836, nom. inval.  
= *Stevia viscida* H. B. K.
- Stevia lorentzii* Griseb., Abh. Konigl. Ges. Wiss. Gottingen 19: 117. 1874. = *Stevia breviaristata* Hook. & Arn.



- Stevia lozanoi* B. Robinson, Proc. Amer. Acad. Arts 43: 28. 1907.  
= *Stevia viscida* H. B. K.
- Stevia lucida* Lagasca, Gen. Sp. Pl. 28. 1816.
- Stevia lundiana* DC., Prodr. 5: 122. 1836.
- Stevia macbridei* B. Robinson, Contr. Gray Herb. 96: 9. 1931.
- Stevia macella* A. Gray, Pl. Wright. 2: 70. 1853. = *Stevia micrantha* Lagasca.
- Stevia macvaughii* Grashoff, Brittonia 26: 365(-367). 1974.
- Stevia madrensis* A. Gray, Proc. Amer. Acad. Arts 21: 382. 1886.  
= *Stevia plummerae* A. Gray.
- Stevia maimarensis* (Hieron.) Cabrera, Fl. Prov. Jujuy 10: 81. 1978.
- Stevia mandonii* Schultz-Bip., Bull. Soc. Bot. France 12: 81. 1865, Linnæa 34: 535. Feb. 1866.
- Stevia megapotamica* DC., Prodr. 5: 123. 1836. = *Stevia multiaristata* Sprengel.
- Stevia melancholica* B. Robinson, Contr. Gray Herb. 90: 15. 1930.
- Stevia melissaefolia* (Lam.) Schultz-Bip., Linnæa 25: 291. 1852.
- Stevia menthaefolia* Schultz-Bip., Linnæa 25: 282. 1852.
- Stevia menthaefolia* Philippi, Fl. Atacam. 203. 1860. = *Stevia philippiana* Hieron. in Urban.
- Stevia mercedensis* Hieron., Bot. Jahrb. Syst. 22: 735. 1897.
- Stevia mercedensis* var. *pereyrae* B. Robinson, Contr. Gray Herb. 90: 16. 1930. = *Stevia pereyrae* (B. Robinson) Cabrera.
- Stevia micradenia* B. Robinson, Contr. Gray Herb. 64: 3. 1922.
- Stevia micrantha* Lagasca, Gen. Sp. Pl. 27. 1816.
- Stevia microcephala* DC., Prodr. 5: 118. 1836. = *Stevia serrata* Cav., or *Stevia tephra* B. Robinson.
- Stevia microchaeta* Schultz-Bip., Linnæa 25: 291. 1852.
- Stevia micropappa* Schultz-Bip., Bull. Soc. Bot. France 12: 81. 1865. = *Stevia soratensis* Hieron.
- Stevia microphylla* H. B. K., Nov. Gen. Sp. 4: 109. Ed. Folio. 1818. = *Stevia trifida* Lagasca.
- Stevia minor* Griseb., Abh. Konigl. Ges. Wiss. Gottingen 19: 118. 1874.
- Stevia mitopoda* B. Robinson, Contr. Gray Herb. 80: 8. 1928.
- Stevia mollis* Schrader, Ind. Sem. Hort. Acad. Gott. 1831: 5. 1831. = *Stevia suaveolens* Lagasca.
- Stevia monardaefolia* H. B. K., Nov. Gen. Sp. 4: 115. Ed. Folio. 1818.
- Stevia monardifolia* var. *amblyolepis* B. Robinson, Proc. Amer. Acad. Arts 35: 326. 1900. = *Stevia amblyolepis* (B. Robinson) B. Robinson.
- Stevia morii* R. King & H. Robinson, Phytologia 46: 299. 1980.
- Stevia multiaristata* Sprengel, Syst. Veg. Fl. Peruv. Chil. 3: 449. 1826.
- Stevia multifida* Mocino ex DC., Prodr. 5: 121. 1836. = *Stevia triflora* DC.
- Stevia myriadenia* Schultz-Bip. ex Baker, Fl. Bras. 6(2): 206. 1876.
- Stevia myricoides* McVaugh, Contr. Univ. Michigan Herb. 9: 403. 1972.
- Stevia neglecta* Rusby, Mem. Torrey Bot. Club 4: 209. 1895.
- Stevia nelsonii* B. Robinson, Contr. Gray Herb. 80: 9. 1928.
- Stevia nepetaefolia* H. B. K., Nov. Gen. Sp. 4: 114. Ed. Folio. 1818. = *Stevia suaveolens* Lagasca.
- Stevia nervosa* DC., Prodr. 5: 117. 1836. = *Stevia ovata* Willd.
- Stevia neuophylla* B. Robinson & Greenman in B. Robinson, Proc. Amer. Acad. Arts 35: 327. 1900.
- Stevia nevadensis* Hieron., Bot. Jahrb. Syst. 22: 729. 1897. = *Stevia chamaedryis* Griseb.
- Stevia nitida* Walp., Linnæa 14: 320. 1840. = *Stevia lucida* Lagasca.
- Stevia oaxacana* Schultz-Bip. ex Klatt, Leopoldina 20: 75. 1884. = *Stevia lucida* Lagasca.
- Stevia obovata* Rusby, Mem. Torrey Bot. Club 6: 55. 1896.
- Stevia odorata* Regel, Gartenflora 40: 107. 1891. = *Stevia salicifolia* Cav., ?
- Stevia okadae* Cabrera, Hickenia 1(3): 13(-15). 1976.
- Stevia oligocephala* DC., Prodr. 5: 117. 1836.
- Stevia ophiomaches* B. Robinson, Contr. Gray Herb. 96: 10. 1931.
- Stevia ophryodonta* B. Robinson, Contr. Gray Herb. 104: 7. 1934.
- Stevia ophryophylla* B. Robinson, Contr. Gray Herb. 90: 17. 1930.
- Stevia organensis* Gardner, London J. Bot. 4: 115. 1845.
- Stevia origanifolia* Walp., Linnæa 14: 321. 1840. = *Stevia jorullensis* H. B. K.
- Stevia origanoides* H. B. K., Nov. Gen. Sp. 4: 115. Ed. Folio. 1818.
- Stevia orizabensis* B. Robinson, Contr. Gray Herb. 80: 10. 1928.
- Stevia ovalis* (B. Robinson) B. Robinson, Contr. Gray Herb. 90: 119. 1930.
- Stevia ovata* Willd., Enum. Pl. Hort. Berol. 855. 1809.
- Stevia ovata* Dum.-Cours., Bot. Cult., ed. 2, 4: 93. 1811, nom. superfl. = *Stevia salicifolia* Cav., ?
- Stevia ovata* Lagasca, Gen. Sp. Pl. 27. 1816. = *Stevia ovata* Willd.
- Stevia ovata* Raf., New Fl. 4: 73. 1838, ignota, not *Stevia*.
- Stevia oxylaena* DC., Prodr. 5: 123. 1836. = *Stevia selloi* (Sprengel) B. Robinson.
- Stevia pabloensis* Hieron. in Urban, Bot. Jahrb. Syst. 40: 364. 1908.
- Stevia pallida* Martius ex Baker, Fl. Bras. 6(2): 206. 1876, nom. nud. in syn. = *Stevia collina* Gardner.
- Stevia pallida* (Schultz-Bip.) Hieron., Bot. Jahrb. Syst. 21: 328. 1895. = *Stevia ovata* Willd.
- Stevia palmeri* A. Gray, Proc. Amer. Acad. Arts 21: 382. 1886.
- Stevia paniculata* Lagasca, Gen. Sp. Pl. 27. 1816. = *Stevia ovata* Willd.
- Stevia paniculigera* Martius ex Baker, Fl. Bras. 6(2): 201. 1876, nom. nud. in syn. = *Stevia urticaefolia* Billb. in Thunb.
- Stevia parvifolia* Hassler, Feddes Repert. 11: 165. 1912.
- Stevia pauciflora* Koster, Blumea 6: 266. 1948.
- Stevia pauciradiata* Baker ex Glaz., Bull. Soc. Bot. France Mem. 3. 56: 383. 1909, nom. nud. ignota.
- Stevia pearcei* B. Robinson, Contr. Gray Herb. 100: 7. 1932.
- Stevia pedata* Cav., Icon. 4: 33. T. 356. 1797. = *Florestina pedata* (Cav.) Cass. HELIANTHEAE.
- Stevia pelophila* S. F. Blake, Contr. U. S. Natl. Herb. 22: 589. 1924.
- Stevia pennellii* B. Robinson, Contr. Gray Herb. 100: 7. 1932.
- Stevia pereyrae* (B. Robinson) Cabrera, Fl. Prov. Jujuy 10: 83. 1978.
- Stevia perfoliata* Cronq., Mem. New York Bot. Gard. 12: 292. 1965.
- Stevia petiolata* (Cass.) Schultz-Bip. in Klotzsch, Linnæa 25: 291. 1853.
- Stevia philippiana* Hieron. in Urban, Bot. Jahrb. Syst. 40: 364. 1908.
- Stevia phlebophylla* A. Gray in S. Watson, Proc. Amer. Acad. Arts 22: 419. 1887.
- Stevia pilosa* Lagasca, Gen. Sp. Pl. 26. 1816.
- Stevia pinifolia* Philippi, Anales Univ. Chile 37. 1891. = *Ophryosporus pinifolius* (Philippi) R. King & H. Robinson.
- Stevia plummerae* A. Gray, Proc. Amer. Acad. Arts 17: 204. 1882.
- Stevia podocephala* DC., Prodr. 5: 121. 1836. = *Stevia elatior* H. B. K.
- Stevia podocephala* Schauer, Linnæa 19: 718. 1847. = *Stevia aschenborniana* Schultz-Bip. ex Klotzsch.
- Stevia pohliana* Baker, Fl. Bras. 6(2): 211. 1876.
- Stevia polycephala* Bertol., Fl. Guatimal. 32. 1840.
- Stevia polycephala* Baker, Fl. Bras. 6(2): 207. 1876, nom. illeg. ignota.
- Stevia polyphylla* DC., Prodr. 5: 123. 1836.

- Stevia porphyrea* McVaugh, Contr. Univ. Michigan Herb. 9: 404. 1972, nom. nud. = *Stevia stricta* Hornem.
- Stevia potosiensis* R. King & H. Robinson, Phytologia 51: 173. 1982.
- Stevia potrerensis* Hieron., Bot. Jahrb. Syst. 22: 715. 1897.
- Stevia pringlei* S. Watson, Proc. Amer. Acad. Arts 23: 276. 1888. = *Cronquistia pringlei* (S. Watson) R. King.
- Stevia procumbens* Hieron., Bot. Jahrb. Syst. 22: 728. 1897.
- Stevia puberula* Hook., Bot. Misc. 2: 225. 1831.
- Stevia puberula* D. Don ex Hook. & Arn., Companion Bot. Mag. 1: 238. 1835. = *Stevia gilliesii* Hook. & Arn.
- Stevia pubescens* Lagasca, Gen. Sp. Pl. 26. 1816. = *Stevia eupatoria* (Sprengel) Willd.
- Stevia pubescens* Mocino ex DC., Prodr. 5: 119. 1836, nom. inval. = *Stevia suaveolens* Lagasca.
- Stevia pubigera* Hieron., Bot. Jahrb. Syst. 22: 720. 1897. = *Stevia breviaristata* Hook. & Arn.
- Stevia pulcherrima* (B. Robinson) M. E. Jones, Contr. W. Bot. 18: 71. 1933. = *Steviopsis vigintisetata* (DC.) R. King & H. Robinson.
- Stevia punctata* (Ortega) Pers., Syn. Pl. 2: 403. 1807. = *Stevia serrata* Cav.
- Stevia punctata* (Jacq.) Schultz-Bip. in Klotzsch, Linnaea 25: 286. 1853. = *Stevia serrata* Cav.
- Stevia punensis* B. Robinson, Contr. Gray Herb. 100: 8. 1932.
- Stevia purdiei* B. Robinson, Contr. Gray Herb. 96: 13. 1931.
- Stevia purpurascens* (Schultz-Bip.) Hieron., Bot. Jahrb. Syst. 21: 328. 1895. = *Stevia elatior* H. B. K.
- Stevia purpurea* Pers., Syn. Pl. 2: 402. 1807. = *Stevia eupatoria* (Sprengel) Willd.
- Stevia purpurea* Lagasca, Gen. Sp. Pl. 26. 1816. = *Stevia viscida* H. B. K.
- Stevia purpurea* sensu B. Robinson, Contr. Gray Herb. 90: 120. 1930. = *Stevia stricta* Hornem.
- Stevia purpurea* B. Robinson, Contr. Gray Herb. 90: 18. 1930.
- Stevia pyrolaefolia* Schlechtend., Linnaea 16: 326. 1842.
- Stevia quitensis* H. B. K., Nov. Gen. Sp. 4: 113. Ed. Folio. 1818. = *Stevia ovata* Willd.
- Stevia rapunculooides* DC., Prodr. 5: 124. 1836. = *Steviopsis rapunculooides* (DC.) R. King & H. Robinson.
- Stevia rebaudiana* (Bertoni) Bertoni, Anales Ci. Parag. 1(5): 3. 1905.
- Stevia rebaudiana* (Bertoni) Hemsley, Hooker's Icon. Pl. 2816. 1906, comb. superfl. = *Stevia rebaudiana* (Bertoni) Bertoni.
- Stevia reclinata* Rusby, Bull. New York Bot. Gard. 8: 127. 1912.
- Stevia reglensis* Benth., Pl. Hartw. 40. 1840. = *Stevia ovata* Willd.
- Stevia regnellii* Schultz-Bip., Linnaea 22: 572. 1849, Linnaea 25: 272. 1853. = *Stevia tenuis* Hook. & Arn.
- Stevia resinosa* Gardner, London J. Bot. 5: 457. 1846.
- Stevia reticulata* Grashoff, Brittonia 26: 370(373). 1974.
- Stevia revoluta* B. Robinson, Proc. Amer. Acad. Arts 44: 617. 1909.
- Stevia rhombifolia* H. B. K., Nov. Gen. Sp. 4: 112. Ed. Folio. 1818. = *Stevia ovata* Willd.
- Stevia riedelii* Schultz-Bip. ex Baker, Fl. Bras. 6(2): 204. 1876.
- Stevia rojasii* Hassler, Feddes Repert. 11: 167. 1912.
- Stevia rosei* B. Robinson, Proc. Amer. Acad. Arts 35: 327. 1900.
- Stevia rzedowskii* McVaugh, Contr. Univ. Michigan Herb. 9: 404. 1972.
- Stevia sabulonis* B. Robinson, Contr. Gray Herb. 96: 14. 1931.
- Stevia salicifolia* Cav., Icon. 4: 32. T. 354. 1797.
- Stevia saltensis* Hieron., Bot. Jahrb. Syst. 22: 725. 1897. = *Stevia yaconensis* Hieron.
- Stevia salviaefolia* G. Don, Hort. Brit. 335. 1830?, ignota.
- Stevia samaipatenensis* B. Robinson, Contr. Gray Herb. 96: 15. 1931.
- Stevia sanguinea* Hieron., Bot. Jahrb. Syst. 22: 714. 1897.
- Stevia santacruzensis* Hieron., Bot. Jahrb. Syst. 22: 731. 1897.
- Stevia sarensis* B. Robinson, Contr. Gray Herb. 100: 9. 1932.
- Stevia satireiaefolia* (Lam.) Schultz-Bip. in Klotzsch, Linnaea 25: 291. 1853, comb. superfl. = *Stevia satireifolia* (Lam.) Lam.
- Stevia satireifolia* (Lam.) Lam., Anales Ci. Nat. 6: 317. 1802.
- Stevia satireifolia* var. *maimarensis* Hieron., Bot. Jahrb. Syst. 22: 737. 1897. = *Stevia maimarensis* (Hieron.) Cabrera.
- Stevia scabrella* Benth., Pl. Hartw. 19. 1839.
- Stevia scabridula* B. Robinson, Contr. Gray Herb. 90: 19. 1930. = *Stevia origanoides* H. B. K. × *Stevia stricta* Hornem.?
- Stevia schickendantzii* Hieron., Bot. Jahrb. Syst. 22: 717. 1897.
- Stevia schreiteri* B. Robinson, Contr. Gray Herb. 90: 19. 1930.
- Stevia schultzii* Hieron., Bot. Jahrb. Syst. 22: 721. 1897. = *Stevia boliviensis* Schultz-Bip. ex Rusby.
- Stevia seemanioides* Grashoff, Brittonia 26: 373(375). 1974.
- Stevia seemannii* Schultz-Bip. in Seemann, Bot. Voy. Herald 298. 1856.
- Stevia seleriana* B. Robinson, Proc. Amer. Acad. Arts 35: 327. 1900.
- Stevia selloi* (Sprengel) B. Robinson, Contr. Gray Herb. 90: 88. 1930.
- Stevia semperflorens* Ten. ex DC., Prodr. 5: 117. 1836, nom. inval. = *Stevia salicifolia* Cav.
- Stevia sempervirens* Steudel, Nomencl. Bot. 2: 641. 1841. = *Stevia salicifolia* Cav.
- Stevia serrata* Cav., Icon. 4: 33. T. 355. 1797.
- Stevia serrata* var. *ovalis* B. Robinson, Proc. Amer. Acad. Arts 29: 317. 1894. = *Stevia ovalis* (B. Robinson) B. Robinson.
- Stevia setifera* Rusby ex B. Robinson, Contr. Gray Herb. 100: 10. 1932.
- Stevia simplicitalis* Herter, Revista Sudamer. Bot. 4: 200. 1937, nom. nud. ignota.
- Stevia simulans* B. Robinson, Proc. Amer. Acad. Arts 42: 34. 1906. = *Cronquistia pringlei* (S. Watson) R. King.
- Stevia soratensis* Hieron., Bot. Jahrb. Syst. 28: 560. 1901.
- Stevia soratensis* Hieron. in Urban, Bot. Jahrb. Syst. 40: 356. 1908. = *Stevia soratensis* Hieron.
- Stevia sphacelata* Nutt. ex Torrey, Ann. Lyceum Nat. Hist. New York 2: 214. 1828. = *Palafoxia sphacelata* (Nutt. ex Torrey) Cory. HELIANTHEAE.
- Stevia stenocephala* Schultz-Bip., Bull. Soc. Bot. France 12: 81. 1865. = *Stevia soratensis* Hieron.
- Stevia stenophylla* A. Gray, Proc. Amer. Acad. Arts 15: 25. 1880. = *Stevia salicifolia* Cav.
- Stevia stricta* Hornem., Hort. Bot. Hafn. 2: 792. 1813-1815.
- Stevia stuebelii* Hieron., Bot. Jahrb. Syst. 21: 328. 1895.
- Stevia suaveolens* Lagasca, Gen. Sp. Pl. 27. 1816.
- Stevia subhirsuta* Lagasca ex Reichb., Iconogr. Bot. Pl. Crit. 2: 33. T. 188. 1828. = *Stevia stricta* Hornem., ?
- Stevia suboctoaristata* Lagasca, Gen. Sp. Pl. 27. 1816, ignota.
- Stevia subpubescens* Lagasca, Gen. Sp. Pl. 28. 1816.
- Stevia talpensis* Grashoff, Brittonia 26: 375. 1974.
- Stevia tapacariensis* Hieron., Bot. Jahrb. Syst. 22: 734. 1897. = *Stevia bangii* Rusby.
- Stevia tarijensis* Hieron. in Urban, Bot. Jahrb. Syst. 40: 362. 1908.
- Stevia tenella* Mocino ex DC., Prodr. 5: 121. 1836, nom. inval. = *Stevia micrantha* Lagasca.
- Stevia tenuifolia* D. Don ex Hook. & Arn., Companion Bot. Mag. 1: 238. 1835. = *Stevia satireifolia* Lam.
- Stevia tenuifolia* Philippi, Anales Univ. Chile USE #1415 2: 397. 1862, Linnaea 33: 128. 1864-1865. = *Stevia gilliesii* Hook. & Arn.
- Stevia tenuis* Hook. & Arn., Companion Bot. Mag. 1: 239. 1835.
- Stevia tephra* B. Robinson, Proc. Amer. Acad. Arts 35: 328. 1900.
- Stevia tephrophylla* S. F. Blake, Contr. U. S. Natl. Herb. 22: 590. 1924.
- Stevia ternifolia* H. B. K., Nov. Gen. Sp. 4: 115. Ed. Folio. 1818. = *Stevia ovata* Willd.

- Stevia tomentosa* H. B. K., Nov. Gen. Sp. 4: 114. Ed. Folio. 1818.  
*Stevia tomentosa* Schauer, Linnæa 19: 719. 1847. = *Stevia suaveolens* Lagasca.  
*Stevia torensis* B. Robinson, Contr. Gray Herb. 96: 16. 1931.  
*Stevia trachelioides* DC., Prodr. 5: 115. 1836. = *Stevia monardaefolia* H. B. K.  
*Stevia trachelioides* Hook., Bot. Mag. T. 3856. 1841. = *Stevia jorullensis* H. B. K.  
*Stevia triangularis* Grashoff, Brittonia 26: 375(-376). 1974.  
*Stevia triaristata* Hieron. in Urban, Bot. Jahrb. Syst. 40: 358. 1908.  
*Stevia trichopoda* Harvey & A. Gray ex A. Gray, Mem. Amer. Acad. Arts 4: 64. 1849. = *Stevia elatior* H. B. K.  
*Stevia trifida* Lagasca, Gen. Sp. Pl. 27. 1816.  
*Stevia triflora* DC., Prodr. 5: 115. 1836.  
*Stevia tunariensis* Hieron., Bot. Jahrb. Syst. 22: 713. 1897.  
*Stevia tunguraguensis* Hieron., Bot. Jahrb. Syst. 28: 563. 1901.  
*Stevia umbellata* Alaman ex DC., Prodr. 5: 118. 1836, nom. inval. = *Stevia connata* Lagasca.  
*Stevia uniaristata* DC., Prodr. 5: 120. 1836. = *Stevia ovata* Willd.  
*Stevia urceolata* Grashoff, Brittonia 26: 379(-381). 1974.  
*Stevia urticaefolia* Billb. in Thunb., Pl. Bras. 1: 13. 1817.  
*Stevia vaccinioides* Koster, Blumea 5: 646. 1945.  
*Stevia vaga* Griseb., Abh. Konigl. Ges.-Wiss. Gottingen 19: 116. 1874.  
*Stevia velutinella* Grashoff, Brittonia 26: 381. 1974.  
*Stevia venosa* A. Gray, Proc. Amer. Acad. Arts 21: 382. 1886.  
*Stevia vernicosa* Greenman, Proc. Amer. Acad. Arts 40: 33. 1904.  
*Stevia veronicae* DC., Prodr. 5: 123. 1836. = *Stevia tenuis* Hook. & Arn.  
*Stevia verticillata* Schlechtend., Linnæa 16: 372. 1842.  
*Stevia villaregalis* McVaugh, Contr. Univ. Michigan Herb. 9: 407. 1972.  
*Stevia villaricensis* (B. Robinson) Cabrera & Vittet, Revista Mus. Eva Peron, Secc. Bot. 8: 197. 1954.  
*Stevia villosa* Mocino ex DC., Prodr. 5: 122. 1836, nom. inval. = *Stevia viscida* H. B. K.  
*Stevia viminea* Schrader, Ind. Sem. Hort. Acad. Gott. 1832, ex DC., Prodr. 5: 117. 1836. = *Stevia connata* Lagasca.  
*Stevia violacea* Cerv. in Loudon, Hort. Brit. Suppl. 2: 675. 1832?, ignota.  
*Stevia violacea* (Griseb.) Hieron. ex Kuntze, Revis. Gen. Pl. 3: 180. 1898. = *Stevia multiaristata* Sprengel.  
*Stevia virgata* H. B. K., Nov. Gen. Sp. 4: 111. Ed. Folio. 1818. = *Stevia serrata* Cav.  
*Stevia virgintiseta* DC., Prodr. 5: 123. 1836. = *Steviopsis vigintiseta* (DC.) R. King & H. Robinson.  
*Stevia viscida* H. B. K., Nov. Gen. Sp. 4: 110. Ed. Folio. 1818.  
*Stevia viscosa* Hort. ex Steudel, Nomencl. Bot. 2: 642. 1841, nom. nud. = *Stevia viscida* H. B. K.  
*Stevia vulcanicola* Standley & Steyer., Publ. Field Mus. Nat. Hist., Bot. Ser. 23: 27. 1943. = *Stevia microchaeta* Schultz-Bip.  
*Stevia wagneri* Hieron., Bot. Jahrb. Syst. 28: 562. 1901.  
*Stevia weberbaueri* B. Robinson, Contr. Gray Herb. 96: 16. 1931.  
*Stevia westonii* R. King & H. Robinson, Phytologia 35: 229. 1977.  
*Stevia williamsii* Standley in Standley & L. O. Williams, Ceiba 1: 95. 1950. = *Stevia tephrophylla* S. F. Blake.  
*Stevia yaconensis* Hieron., Bot. Jahrb. Syst. 22: 724. 1897.  
*Stevia yalae* Cabrera, Bol. Soc. Argent. Bot. 15: 324. 1974.  
*Stevia zacatecana* McVaugh, Contr. Univ. Michigan Herb. 15: 196. 1982.  
*Stevia zephyrantha* Grashoff, Brittonia 26: 381(-384). 1974.  
*Steviopsis amblyolepis* (B. Robinson) R. King & H. Robinson, Phytologia 24: 61. 1972.  
*Steviopsis arsenei* R. King & H. Robinson, Phytologia 24: 61. 1972.  
*Steviopsis pulcherrima* (B. Robinson) R. King & H. Robinson, Phytologia 24: 61. 1972. = *Steviopsis vigintiseta* (DC.) R. King & H. Robinson.  
*Steviopsis rapunculoides* (DC.) R. King & H. Robinson, Phytologia 22: 157. 1971.  
*Steviopsis vigintiseta* (DC.) R. King & H. Robinson, Phytologia 49: 6. 1981.  
*Steyermarkina dispalata* (Gardner) R. King & H. Robinson, Phytologia 22: 44. 1971.  
*Steyermarkina dusenii* (Malme) R. King & H. Robinson, Phytologia 22: 44. 1971.  
*Steyermarkina naiguatensis* V. Badillo, Bol. Soc. Venez. Ci. Nat. 22: 35. 1976. = *Critonia naiguatensis* (V. Badillo) R. King & H. Robinson.  
*Steyermarkina pyrifolia* (DC.) R. King & H. Robinson, Phytologia 22: 44. 1971.  
*Steyermarkina triflora* R. King & H. Robinson, Phytologia 22: 44. 1971.  
*Stomatanthus africanus* (Oliver & Hieron.) R. King & H. Robinson, Phytologia 19: 430. 1970.  
*Stomatanthus corumbensis* (B. Robinson) H. Robinson, Phytologia 20: 336. 1970.  
*Stomatanthus dentatus* (Gardner) H. Robinson, Phytologia 20: 336. 1970.  
*Stomatanthus dyctiophyllus* (DC.) H. Robinson, Phytologia 20: 336. 1970.  
*Stomatanthus hirsutus* H. Robinson, Phytologia 20: 336. 1970.  
*Stomatanthus loefgrenii* (B. Robinson) H. Robinson, Phytologia 20: 337. 1970.  
*Stomatanthus meyeri* R. King & H. Robinson, Kew Bull. 30(3): 463. 1975.  
*Stomatanthus oblongifolius* (Sprengel) H. Robinson, Phytologia 20: 337. 1970.  
*Stomatanthus pernambucensis* (B. Robinson) H. Robinson, Phytologia 20: 337. 1970.  
*Stomatanthus pinnatipartitus* (Schultz-Bip. ex Baker) H. Robinson, Phytologia 20: 337. 1970.  
*Stomatanthus polycephalus* (Schultz-Bip. ex B. Robinson) H. Robinson, Phytologia 20: 337. 1970.  
*Stomatanthus subcapitatus* (Malme) H. Robinson, Phytologia 20: 337. 1970.  
*Stomatanthus trigonus* (Gardner) H. Robinson, Phytologia 20: 337. 1970.  
*Stomatanthus warmingii* (Baker) H. Robinson, Phytologia 20: 337. 1970.  
*Stomatanthus zambiensis* R. King & H. Robinson, Kew Bull. 30(3): 465. 1975.  
*Stylotrichium corymbosum* (DC.) Mattf. in Pilger, Notizbl. Bot. Gart. Berlin-Dahlem 8: 437. 1923.  
*Stylotrichium edmundoi* G. Barroso, Arch. Jard. Bot. Rio de Janeiro 15: 24. 1957.  
*Stylotrichium rotundifolium* Mattf. in Pilger, Notizbl. Bot. Gart. Berlin-Dahlem 8: 438. 1923.  
*Stylotrichium sucrei* R. King & H. Robinson, Phytologia 45: 102. 1980.  
*Suprago sphaerocephala* Cass., Dict. Sci. Nat. 51: 386. 1827. = *Liatris scariosa* Willd.  
*Suprago spicata* (L.) Gaertner, Fruct. Sem. Pl. 2: 402. 1791. = *Liatris spicata* (L.) Willd.  
*Symphypappus angustifolius* Cabrera, Revista Mus. La Plata, Secc. Bot. 19: 191. 1959.  
*Symphypappus brasiliensis* (Gardner) R. King & H. Robinson, Phytologia 39: 134. 1978.  
*Symphypappus casarettoi* B. Robinson, Candollea 5: 170. 1934.  
*Symphypappus catharinensis* (Cabrera) R. King & H. Robinson, Phytologia 29: 124. 1974. = *Neocabreria catharinensis* (Cabrera) R. King & H. Robinson.  
*Symphypappus compressus* (Gardner) B. Robinson, Contr. Gray Herb. 80: 12. 1928.

- Symphypappus cuneatus* (DC.) Schultz-Bip. ex Baker, Fl. Bras. 6(2): 367. 1876.
- Symphypappus decussatus* Turcz., Bull. Soc. Imp. Naturalistes Moscou 21: 584. 1848.
- Symphypappus itatiayensis* (Hieron.) R. King & H. Robinson, Phytologia 22: 116. 1971.
- Symphypappus leptophlebius* B. Robinson, Contr. Gray Herb. 96: 18. 1931. = *Raulinoreitzia leptophlebia* (B. Robinson) R. King & H. Robinson.
- Symphypappus lymansmithii* B. Robinson, Contr. Gray Herb. 96: 19. 1931.
- Symphypappus myricifolius* B. Robinson, Contr. Gray Herb. 68: 6. 1923. incertae sedis.
- Symphypappus pennivenius* B. Robinson, Contr. Gray Herb. 68: 7. 1923. = *Neocabreria pennivenia* (B. Robinson) R. King & H. Robinson.
- Symphypappus polystachyus* Baker, Fl. Bras. 6(2): 368. 1876. = *Symphypappus compressus* (Gardner) B. Robinson.
- Symphypappus reitzii* (Cabrera) R. King & H. Robinson, Phytologia 22: 116. 1971.
- Symphypappus reticulatus* Baker, Fl. Bras. 6(2): 367. 1876.
- Symphypappus tetrastichus* B. Robinson, Contr. Gray Herb. 104: 8. 1934. = *Goyazianthus tetrastichus* (B. Robinson) R. King & H. Robinson.
- Symphypappus vernicosus* Schultz-Bip. ex Baker, Fl. Bras. 6(2): 368. 1876, nom. nud. in syn. = *Symphypappus reticulatus* Baker.
- Symphypappus viscosus* Schultz-Bip., Fl. Bras. 6(2): 367. 1876, nom. nud. = *Symphypappus reticulatus* Baker.
- Tanaulipa azurea* (DC.) R. King & H. Robinson, Phytologia 22: 154. 1971.
- Tamayoa paraguayensis* V. Badillo, Bol. Soc. Venez. Ci. Nat. 9: 139. 1944. = *Lepidesmia squarrosa* Klatt.
- Teixeiranthus foliosus* (Gardner) R. King & H. Robinson, Phytologia 47: 109. 1980.
- Teixeiranthus pohlii* (Baker) R. King & H. Robinson, Phytologia 50: 379. 1982.
- Traganthes compositifolia* (Walter) E. Greene, Leaf. Bot. Observ. Crit. 1: 13. 1903. = *Eupatorium compositifolium* Walter.
- Traganthes eugenei* (Small) E. Greene, Leaf. Bot. Observ. Crit. 1: 13. 1903. = *Eupatorium pinnatifidum* Ellis.
- Traganthes leptophylla* (DC.) E. Greene, Leaf. Bot. Observ. Crit. 1: 13. 1903. = *Eupatorium leptophyllum* DC.
- Traganthes pectinata* (Small) E. Greene, Leaf. Bot. Observ. Crit. 1: 13. 1903. = *Eupatorium pinnatifidum* Ellis.
- Traganthes pinnatifida* (Elliott) E. Greene, Leaf. Bot. Observ. Crit. 1: 13. 1903. = *Eupatorium pinnatifidum* Elliott.
- Traganthes tenuifolia* Wallr., Sched. Crit. 1: 456, in nota. 1822. = *Eupatorium capillifolium* (Lam.) Small.
- Trichocoronis greggii* A. Gray, Smithsonian Contr. Knowl. 3: 89. 1850. = *Trichocoronis sessilifolia* (Schauer) B. Robinson.
- Trichocoronis riparia* (E. Greene) E. Greene, Erythea 1: 42. 1893. = *Trichocoronis wrightii* (Torrey & A. Gray) A. Gray.
- Trichocoronis rivularis* A. Gray, Mem. Amer. Acad. Arts n. s. 4: 66. 1849. = *Shinnersia rivularis* (A. Gray) R. King & H. Robinson.
- Trichocoronis sessilifolia* (Schauer) B. Robinson, Proc. Amer. Acad. Arts 42: 35. 1906.
- Trichocoronis wrightii* (Torrey & A. Gray) A. Gray, Mem. Amer. Acad. Arts n. s. 4: 65. 1849.
- Trichogonia alba* V. Badillo, Bol. Soc. Venez. Ci. Nat. 10: 295. 1946. = *Trichogonia rhadinocarpa* B. Robinson.
- Trichogonia apparicioi* G. Barroso, Arch. Jard. Bot. Rio de Janeiro 11: 14. 1951. = *Trichogonia hirtiflora* (DC.) Schultz-Bip. ex Baker.
- Trichogonia arguta* (H. B. K.) Benth. & Hook. f. ex Klatt, Bot. Jahrb. Syst. 8: 33. 1886.
- Trichogonia attenuata* G. Barroso, Arch. Jard. Bot. Rio de Janeiro 11: 14. 1951.
- Trichogonia barrosoana* G. Barroso, Arch. Jard. Bot. Rio de Janeiro 11: 13. 1951. = *Campuloclinium campuloclinioides* (Baker) R. King & H. Robinson.
- Trichogonia bishopii* R. King & H. Robinson, Phytologia 39: 334. 1978.
- Trichogonia campestris* Gardner, London J. Bot. 5: 459. 1846.
- Trichogonia capitata* (Rusby) B. Robinson, Proc. Amer. Acad. Arts 47: 193. 1911.
- Trichogonia chodatii* (Hassler) R. King & H. Robinson, Phytologia 24: 178. 1972.
- Trichogonia cinerea* (Gardner) R. King & H. Robinson, Phytologia 24: 178. 1972.
- Trichogonia dubia* (B. Robinson) R. King & H. Robinson, Phytologia 24: 178. 1972.
- Trichogonia eupatorioides* (Gardner) R. King & H. Robinson, Phytologia 45: 106. 1980. = *Trichogonia menthaefolia* Gardner.
- Trichogonia febrigii* Mattf. in Pilger, Notizbl. Bot. Gart. Berlin-Dahlem 8: 450. 1923.
- Trichogonia gardneri* A. Gray, Hooker's J. Bot. Kew Gard. Misc. 3: 224. 1851. = *Trichogoniopsis adenantha* (DC.) R. King & H. Robinson.
- Trichogonia grazielae* R. King & H. Robinson, Phytologia 45: 106. 1980.
- Trichogonia harleyi* R. King & H. Robinson, Phytologia 39: 335. 1978.
- Trichogonia hassleri* Mattf. in Pilger, Notizbl. Bot. Gart. Berlin-Dahlem 8: 449. 1923.
- Trichogonia heringeri* R. King & H. Robinson, Phytologia 45: 107. 1980.
- Trichogonia hirtiflora* (DC.) Schultz-Bip. ex Baker, Fl. Bras. 6(2): 214. 1876.
- Trichogonia laxa* Gardner, London J. Bot. 6: 435. 1847.
- Trichogonia leiantha* Schultz-Bip. ex Baker, Fl. Bras. 6(2): 215. 1876, nom. nud. in syn. = *Trichogoniopsis adenantha* (DC.) R. King & H. Robinson.
- Trichogonia macrolepis* Baker, Fl. Bras. 6(2): 215. 1876. = *Trichogoniopsis podocarpa* (DC.) R. King & H. Robinson.
- Trichogonia margarethi* Soares Nunes, Bradea 3: 131(-132). 1981.
- Trichogonia martii* Baker, Fl. Bras. 6(2): 216. 1876.
- Trichogonia melissaefolia* (DC.) Mattf. in Pilger, Notizbl. Bot. Gart. Berlin-Dahlem 8: 450. 1923. = *Platypodanthera melissaefolia* (DC.) R. King & H. Robinson.
- Trichogonia menthaefolia* Gardner, London J. Bot. 6: 434. 1847.
- Trichogonia multiflora* Gardner, London J. Bot. 5: 460. 1846. = *Trichogonia villosa* Schultz-Bip. ex Baker.
- Trichogonia phlebodes* (B. Robinson) R. King & H. Robinson, Phytologia 24: 178. 1972.
- Trichogonia podocarpa* (DC.) Schultz-Bip. ex Baker, Fl. Bras. 6(2): 216. 1876. = *Trichogoniopsis podocarpa* (DC.) R. King & H. Robinson.
- Trichogonia prancii* G. Barroso, Loefgrenia 36: 3. 1969.
- Trichogonia pseudocampestris* R. King & H. Robinson, Phytologia 45: 108. 1980.
- Trichogonia rhadinocarpa* B. Robinson, Proc. Amer. Acad. Arts 42: 36. 1906.
- Trichogonia rhodotricha* Malme, Kongl. Svenska Vetenskapsakad. Handl. Ser. 3. 12(2): 30. 1933.
- Trichogonia salviaefolia* Gardner, London J. Bot. 5: 460. 1846.
- Trichogonia santosii* R. King & H. Robinson, Phytologia 45: 110. 1980.
- Trichogonia scabra* Klatt, Arbeiten Bot. Mus. Hamb. 3. 1890. = *Campuloclinium tubaraoense* (Hieron.) R. King & H. Robinson.
- Trichogonia scottmorii* R. King & H. Robinson, Phytologia 45: 110. 1980.

- Trichogonia selloi* Schultz-Bip. ex Baker, Fl. Bras. 6(2): 215. 1876, nom. nud. in syn. = *Trichogoniopsis adenantha* (DC.) R. King & H. Robinson.
- Trichogonia spathulafolia* Mattf. in Pilger, Notizbl. Bot. Gart. Berlin-Dahlem 8: 445. 1923.
- Trichogonia tombadorensis* R. King & H. Robinson, Phytologia 45: 111. 1980.
- Trichogonia villosa* Schultz-Bip. ex Baker, Fl. Bras. 6(2): 213. 1876.
- Trichogonia viscosa* Schultz-Bip. ex Kraschen., Bot. Mater. Gerb. Glavn. Bot. Sada RSFSR 3: 161. 1922, nom. nud. in syn. = *Acritopappus longifolius* (Gardner) R. King & H. Robinson.
- Trichogonia zehntneri* Mattf. in Pilger, Notizbl. Bot. Gart. Berlin-Dahlem 8: 446. 1923.
- Trichogoniopsis adenantha* (DC.) R. King & H. Robinson, Phytologia 24: 181. 1972.
- Trichogoniopsis grazielae* Soares Nunes, Bradea 3: 132. 1981.
- Trichogoniopsis macrolepis* (Baker) R. King & H. Robinson, Phytologia 24: 181. 1972. = *Trichogoniopsis podocarpa* (DC.) R. King & H. Robinson.
- Trichogoniopsis morii* R. King & H. Robinson, Phytologia 45: 113. 1980.
- Trichogoniopsis podocarpa* (DC.) R. King & H. Robinson, Phytologia 45: 113. 1980.
- Trilisa carnosa* (Small) B. Robinson, Contr. Gray Herb. 104: 49. 1934. = *Litrisa carnosa* Small.
- Trilisa odoratissima* (J. Gmelin) Cass., Bull. Sci. Soc. Philom. Paris 1818: 140. 1818.
- Trilisa paniculata* (J. Gmelin) Cass., Dict. Sci. Nat. 55: 310. 1828.
- Trychinolepis hoppii* B. Robinson, Contr. Gray Herb. 80: 6. 1928. = *Ophryosporus hoppii* (B. Robinson) R. King & H. Robinson.
- Tuberostyles axillaris* Blake, J. Wash. Acad. Sci. 33: 265. 1943.
- Tuberostyles rhizophorae* Steetz in Seemann, Bot. Voy. Herald 142. 1854.
- Uleophytum scandens* Hieron. in Ule, Verh. Bot. Vereins Prov. Brandenburg 48: 199. 1907.
- Uncasia alba* (L.) E. Greene, Leaf. Bot. Observ. Crit. 1: 13. 1903. = *Eupatorium album* L.
- Uncasia altissima* (L.) E. Greene, Leaf. Bot. Observ. Crit. 1: 13. 1903. = *Eupatorium altissimum* L.
- Uncasia anomala* (Nash) E. Greene, Leaf. Bot. Observ. Crit. 1: 13. 1903. = *Eupatorium anomalum* Nash.
- Uncasia cuneata* (Engelm. ex Torrey & A. Gray) E. Greene, Leaf. Bot. Observ. Crit. 1: 13. 1903, nom. nud. = *Eupatorium perfoliatum* L.
- Uncasia cuneifolia* (Willd.) E. Greene, Leaf. Bot. Observ. Crit. 1: 13. 1903. = *Eupatorium cuneifolium* Willd.
- Uncasia glomerata* (DC.) E. Greene, Leaf. Bot. Observ. Crit. 1: 13. 1903. = *Cronquistianthus glomeratus* (DC.) R. King & H. Robinson.
- Uncasia hyssopifolia* (L.) E. Greene, Leaf. Bot. Observ. Crit. 1: 13. 1903. = *Eupatorium hyssopifolium* L.
- Uncasia lecheaefolia* (E. Greene) E. Greene, Leaf. Bot. Observ. Crit. 1: 13. 1903. = *Eupatorium hyssopifolium* L.
- Uncasia leucolepis* (Torrey & A. Gray) E. Greene, Leaf. Bot. Observ. Crit. 1: 13. 1903. = *Eupatorium leucolepis* Torrey & A. Gray.
- Uncasia linearifolia* (Walter) E. Greene, Leaf. Bot. Observ. Crit. 1: 13. 1903. = *Eupatorium cuneifolium* Willd.
- Uncasia mikanioides* (Chapman) E. Greene, Leaf. Bot. Observ. Crit. 1: 13. 1903. = *Eupatorium mikanioides* Chapman.
- Uncasia mohrii* (E. Greene) E. Greene, Leaf. Bot. Observ. Crit. 1: 13. 1903. = *Eupatorium mohrii* E. Greene.
- Uncasia pallescens* (DC.) E. Greene, Leaf. Bot. Observ. Crit. 1: 13. 1903. = *Austro eupatorium inulaefolium* (H. B. K.) R. King & H. Robinson.
- Uncasia perfoliata* (L.) E. Greene, Leaf. Bot. Observ. Crit. 1: 13. 1903. = *Eupatorium perfoliatum* L.
- Uncasia petaloidea* (Britton ex Small) E. Greene, Leaf. Bot. Observ. Crit. 1: 13. 1903. = *Eupatorium album* L.
- Uncasia pubescens* (Muhlenb. ex Willd.) E. Greene, Leaf. Bot. Observ. Crit. 1: 13. 1903. = *Eupatorium rotundifolium* L.
- Uncasia resinosa* (Torrey) E. Greene, Leaf. Bot. Observ. Crit. 1: 13. 1903. = *Eupatorium resinosum* Torrey ex DC.
- Uncasia rotundifolia* (L.) E. Greene, Leaf. Bot. Observ. Crit. 1: 13. 1903. = *Eupatorium rotundifolium* L.
- Uncasia salvia* (Colla) E. Greene, Leaf. Bot. Observ. Crit. 1: 13. 1903. = *Aristeguietia salvia* (Colla) R. King & H. Robinson.
- Uncasia scabrida* (Elliott) E. Greene, Leaf. Bot. Observ. Crit. 1: 13. 1903. = *Eupatorium rotundifolium* L.
- Uncasia semiserrata* (DC.) E. Greene, Leaf. Bot. Observ. Crit. 1: 13. 1903. = *Eupatorium semiserratum* DC.
- Uncasia serotina* E. Greene, Leaf. Bot. Observ. Crit. 1: 13. 1903. = *Eupatorium serotinum* Michaux.
- Uncasia sessilifolia* (L.) E. Greene, Leaf. Bot. Observ. Crit. 1: 13. 1903. = *Eupatorium sessilifolium* L.
- Uncasia torreyana* (Short & Peter) E. Greene, Leaf. Bot. Observ. Crit. 1: 13. 1903. = *Eupatorium hyssopifolium* L.
- Uncasia tortifolia* × (Chapman) E. Greene, Leaf. Bot. Observ. Crit. 1: 13. 1903. = *Eupatorium cuneifolium* Willd.
- Uncasia truncata* (Muhlenb. ex Willd.) E. Greene, Leaf. Bot. Observ. Crit. 1: 13. 1903. = *Eupatorium perfoliatum* L.
- Uncasia verbernaefolia* (Michaux) E. Greene, Leaf. Bot. Observ. Crit. 1: 13. 1903. = *Eupatorium rotundifolium* L.
- Urbananthus critoniformis* (Urban) R. King & H. Robinson, Phytologia 22: 55. 1971.
- Urbananthus pluriseriatus* (B. Robinson) R. King & H. Robinson, Phytologia 22: 55. 1971.
- Urolepis hecatantia* (DC.) R. King & H. Robinson, Phytologia 21: 305. 1971.
- Vernonia hirsutiflora* Poirlet, Encycl. 8: 502. 1808. = *Liatriis squarrosa* (L.) Willd.
- Vernonia humilis* C. H. Wright, Kew Bull. 1897: 269. 1897. = *Stomatanthes africanus* (Oliver & Hieron.) R. King & H. Robinson.
- Vernonia lychnophoroides* Glaz., Mem. Soc. Bot. France 56, Mem. 3: 368. 1909, nom. nud. = *Planaltoa lychnophoroides* G. Barroso.
- Vernonia malosana* Baker, Kew Bull. 1898: 148. 1898. = *Stomatanthes africanus* (Oliver & Hieron.) R. King & H. Robinson.
- Viereckia tamaulipasensis* R. King & H. Robinson, Phytologia 31: 118. 1975.
- Vittetia bishopii* R. King & H. Robinson, Phytologia 49: 281. 1981.
- Vittetia orbiculata* (DC.) R. King & H. Robinson, Phytologia 29: 122. 1974.
- Wikstroemia glandulosa* Sprengel, Kongl. Vetensk. Acad. Handl. 1821: 167, pl. 3. 1821. = *Critonia dalea* (L.) DC.
- Willoughbya acuminata* (DC.) Kuntze, Revis. Gen. Pl. 372. 1891. = *Mikania acuminata* DC.
- Willoughbya amazonica* (Baker) Kuntze, Revis. Gen. Pl. 372. 1891. = *Mikania sprucei* Baker.
- Willoughbya ambigua* (DC.) Kuntze, Revis. Gen. Pl. 372. 1891. = *Mikania sulcata* (Hook. & Arn.) B. Robinson.
- Willoughbya andrachne* (DC.) Kuntze, Revis. Gen. Pl. 372. 1891. = *Mikania trinervis* Hook. & Arn.
- Willoughbya angularis* (Humb. & Bonpl.) Kuntze, Revis. Gen. Pl. 372. 1891. = *Mikania angularis* Humb. & Bonpl.
- Willoughbya angulata* (Llave) Kuntze, Revis. Gen. Pl. 372. 1891. = *Mikania pyramidata* J. D. Smith, ?
- Willoughbya argyreia* (DC.) Kuntze, Revis. Gen. Pl. 372. 1891. = *Mikania argyreiae* DC.
- Willoughbya argyrostigma* (Miq.) Kuntze, Revis. Gen. Pl. 372. 1891. = *Mikania guaco* Humb. & Bonpl.

- Willoughbya armigera* (Poeppig & Endl.) Kuntze, Revis. Gen. Pl. 372. 1891. = *Mikania laxa* DC.
- Willoughbya aspera* (Miq.) Kuntze, Revis. Gen. Pl. 372. 1891. = *Mikania guaco* Humb. & Bonpl.
- Willoughbya attenuata* (DC.) Kuntze, Revis. Gen. Pl. 372. 1891. = *Mikania guaco* Humb. & Bonpl., ?
- Willoughbya auriculata* (Lam.) Kuntze, Revis. Gen. Pl. 372. 1891. = *Senecio deltoideus* Less. SENECEIONEAE.
- Willoughbya badieri* (DC.) Kuntze, Revis. Gen. Pl. 372. 1891. = *Mikania hookeriana* DC.
- Willoughbya bangii* Rusby, Mem. Torrey Bot. Club 3(3): 53. 1893. = *Mikania decora* Poeppig & Endl.
- Willoughbya banisteriae* (DC.) Kuntze, Revis. Gen. Pl. 372. 1891. = *Mikania banisteriae* DC.
- Willoughbya bogotensis* (Benth.) Kuntze, Revis. Gen. Pl. 372. 1891. = *Mikania bogotensis* Benth.
- Willoughbya brachiata* (Poeppig & Endl.) Kuntze, Revis. Gen. Pl. 372. 1891. = *Mikania brachiata* Poeppig & Endl.
- Willoughbya bracteosa* (DC.) Kuntze, Revis. Gen. Pl. 372. 1891. = *Mikania involucrata* Hook. & Arn.
- Willoughbya buddleiaefolia* (DC.) Kuntze, Revis. Gen. Pl. 372. 1891. = *Mikania buddleiaefolia* DC.
- Willoughbya burchellii* (Baker) Kuntze, Revis. Gen. Pl. 372. 1891. = *Mikania burchellii* Baker.
- Willoughbya callineura* (Schultz-Bip. ex Baker) Kuntze, Revis. Gen. Pl. 372. 1891. = *Mikania callineura* Schultz-Bip. ex Baker.
- Willoughbya campanulata* (Gardner) Kuntze, Revis. Gen. Pl. 372. 1891. = *Mikania campanulata* Gardner.
- Willoughbya candolleana* (Gardner) Kuntze, Revis. Gen. Pl. 372. 1891. = *Mikania candolleana* Gardner.
- Willoughbya caudata* (Benth.) Kuntze, Revis. Gen. Pl. 372. 1891. = *Mikania banisteriae* DC.
- Willoughbya chagalensis* Hieron., Bot. Jahrb. Syst. 19: 47. 1895, nom. nud. in syn. = *Mikania chagalensis* Hieron.
- Willoughbya charua* (Griseb.) Kuntze, Revis. Gen. Pl. 372. 1891. = *Ophryosporus charua* (Griseb.) Hieron.
- Willoughbya chlorolepis* (Baker) Kuntze, Revis. Gen. Pl. 372. 1891. = *Mikania chlorolepis* Baker.
- Willoughbya cissampelina* (DC.) Kuntze, Revis. Gen. Pl. 372. 1891. = *Mikania cordifolia* (L. f.) Willd.
- Willoughbya clavellata* (DC.) Kuntze, Revis. Gen. Pl. 372. 1891. = *Ophryosporus freyreysii* (Thunb. & Dallm.) Baker.
- Willoughbya coarctata* (Gardner) Kuntze, Revis. Gen. Pl. 372. 1891. = *Mikania coarctata* Gardner.
- Willoughbya complanata* (Gardner) Kuntze, Revis. Gen. Pl. 372. 1891. = *Mikania obovata* DC.
- Willoughbya conferta* (Gardner) Kuntze, Revis. Gen. Pl. 372. 1891. = *Mikania conferta* Gardner.
- Willoughbya confertissima* (Schultz-Bip. ex Baker) Kuntze, Revis. Gen. Pl. 372. 1891. = *Mikania confertissima* Schultz-Bip. ex Baker.
- Willoughbya cordifolia* (L. f.) Kuntze, Revis. Gen. Pl. 372. 1891. = *Mikania cordifolia* (L. f.) Willd.
- Willoughbya coriacea* (Llave) Kuntze, Revis. Gen. Pl. 372. 1891. = *Mikania coriacea* Llave.
- Willoughbya corydalifolia* (Griseb.) Kuntze, Revis. Gen. Pl. 372. 1891. = *Mikania ranunculifolia* Rich. ex Sagra.
- Willoughbya corymbulosa* (Benth.) Kuntze, Revis. Gen. Pl. 372. 1891. = *Mikania corymbulosa* Benth.
- Willoughbya dentata* (Sprengel) Kuntze, Revis. Gen. Pl. 372. 1891. = *Mikania ternata* (Vell. Conc.) B. Robinson.
- Willoughbya dioscoreoides* Rusby, Mem. Torrey Bot. Club 6: 58. 1896-1899. = *Mikania dioscoreoides* (Rusby) B. Robinson.
- Willoughbya discolor* (Baker) Kuntze, Revis. Gen. Pl. 372. 1891. = *Mikania buddleiaefolia* DC.
- Willoughbya divaricata* (Poeppig & Endl.) Kuntze, Revis. Gen. Pl. 372. 1891. = *Mikania divaricata* Poeppig & Endl.
- Willoughbya diversifolia* (DC.) Kuntze, Revis. Gen. Pl. 372. 1891. = *Mikania diversifolia* DC.
- Willoughbya erioclada* (DC.) Kuntze, Revis. Gen. Pl. 372. 1891. = *Mikania erioclada* DC.
- Willoughbya eriophora* (Schultz-Bip.) Kuntze, Revis. Gen. Pl. 372. 1891. = *Mikania pyramidata* J. D. Smith.
- Willoughbya erithalina* (DC.) Kuntze, Revis. Gen. Pl. 372. 1891. = *Mikania nitida* (DC.) R. King & H. Robinson.
- Willoughbya estrellensis* (Baker) Kuntze, Revis. Gen. Pl. 372. 1891. = *Mikania trinervis* Hook. & Arn.
- Willoughbya ferruginea* Rusby, Mem. Torrey Bot. Club 6: 58. 1896-1899. = *Mikania ferruginea* (Rusby) B. Robinson.
- Willoughbya firmula* (Baker) Kuntze, Revis. Gen. Pl. 372. 1891. = *Mikania nigricans* Gardner.
- Willoughbya flavescens* (Gardner) Kuntze, Revis. Gen. Pl. 372. 1891. = *Mikania nummularia* DC.
- Willoughbya fulva* (Hook. & Arn.) Kuntze, Revis. Gen. Pl. 372. 1891. = *Mikania fulva* (Hook. & Arn.) Baker.
- Willoughbya gabrieli* (Baker) Kuntze, Revis. Gen. Pl. 372. 1891. = *Mikania banisteriae* DC.
- Willoughbya gardneriana* Kuntze, Revis. Gen. Pl. 372. 1891, nom. nov. = *Mikania microcephala* DC.
- Willoughbya glauca* (Martius ex Baker) Kuntze, Revis. Gen. Pl. 372. 1891. = *Mikania glauca* Martius ex Baker.
- Willoughbya glaziovii* (Baker) Kuntze, Revis. Gen. Pl. 372. 1891. = *Mikania glaziovii* Baker.
- Willoughbya globosa* Coulter, Bot. Gaz. (Crawfordsville) 20: 46. 1895. = *Mikania aromatica* Oersted.
- Willoughbya glomerata* (Sprengel) Kuntze, Revis. Gen. Pl. 372. 1891. = *Mikania glomerata* Sprengel.
- Willoughbya gracilis* (Schultz-Bip. & Miq.) Kuntze, Revis. Gen. Pl. 372. 1891. = *Mikania vitifolia* DC.
- Willoughbya guaco* (H. B. K.) Kuntze, Revis. Gen. Pl. 372. 1891. = *Mikania guaco* Humb. & Bonpl.
- Willoughbya haenkeana* (DC.) Kuntze, Revis. Gen. Pl. 372. 1891. = *Mikania haenkeana* DC.
- Willoughbya halei* Small, Fl. S. E. U. S. 1170. 1903. = *Mikania cordifolia* (L. f.) Willd.
- Willoughbya hastata* (L.) Kuntze, Revis. Gen. Pl. 372. 1891. = *Mikania hastata* (L.) Willd.
- Willoughbya hastifolia* (Baker) Kuntze, Revis. Gen. Pl. 372. 1891. = *Mikania hastifolia* Baker.
- Willoughbya hemisphaerica* (Schultz-Bip. ex Baker) Kuntze, Revis. Gen. Pl. 372. 1891. = *Mikania hemisphaerica* Schultz-Bip. ex Baker.
- Willoughbya heterophylla* Small, Fl. S. E. U. S. 1170. 1903. = *Mikania batataefolia* DC.
- Willoughbya hieronymi* Rusby, Bull. New York Bot. Gard. 4: 383. 1907. = *Mikania speciosa* DC.
- Willoughbya hirsutissima* (DC.) Kuntze, Revis. Gen. Pl. 372. 1891. = *Mikania hirsutissima* DC.
- Willoughbya hispida* (Gardner) Kuntze, Revis. Gen. Pl. 372. 1891. = *Mikania conferta* Gardner.
- Willoughbya houstonis* (Willd.) Kuntze, Revis. Gen. Pl. 372. 1891. = *Mikania houstoniana* (L.) B. Robinson.
- Willoughbya imrayana* (Griseb.) Kuntze, Revis. Gen. Pl. 372. 1891. = *Mikania hookeriana* DC.
- Willoughbya itambana* (Gardner) Kuntze, Revis. Gen. Pl. 372. 1891. = *Mikania itambana* Gardner.
- Willoughbya lagoensis* (Baker) Kuntze, Revis. Gen. Pl. 372. 1891. = *Mikania lagoensis* Baker.
- Willoughbya lanuginosa* (DC.) Kuntze, Revis. Gen. Pl. 372. 1891. = *Mikania lanuginosa* DC.
- Willoughbya lasiandra* (DC.) Kuntze, Revis. Gen. Pl. 372. 1891. = *Mikania lasiandrae* DC.
- Willoughbya latifolia* (Smith) Kuntze, Revis. Gen. Pl. 372. 1891. = *Mikania latifolia* Smith in Rees.

- Willoughbya laurifolia* (L. f.) Kuntze, Revis. Gen. Pl. 372. 1891.  
= *Mikania laurifolia* (L. f.) Willd.
- Willoughbya laxa* (DC.) Kuntze, Revis. Gen. Pl. 372. 1891. =  
*Mikania laxa* DC.
- Willoughbya lehmannii* Hieron., Bot. Jahrb. Syst. 19: 46. 1895,  
nom. nud. in syn. = *Mikania lehmannii* Hieron.
- Willoughbya leiolaena* (DC.) Kuntze, Revis. Gen. Pl. 372. 1891.  
= *Mikania leiolaena* DC.
- Willoughbya leiostachya* (Benth.) Kuntze, Revis. Gen. Pl. 372.  
1891. = *Mikania leiostachya* Benth.
- Willoughbya leptotricha* (Baker) Kuntze, Revis. Gen. Pl. 372.  
1891. = *Mikania leptotricha* Baker.
- Willoughbya leucophylla* Rusby, Bull. New York Bot. Gard. 4:  
382. 1907. = *Mikania leucophylla* (Rusby) B. Robinson.
- Willoughbya ligustrifolia* (DC.) Kuntze, Revis. Gen. Pl. 372. 1891.  
= *Mikania ligustrifolia* DC.
- Willoughbya lindbergii* (Baker) Kuntze, Revis. Gen. Pl. 372. 1891.  
= *Mikania lindbergii* Baker.
- Willoughbya lindleyana* (DC.) Kuntze, Revis. Gen. Pl. 372. 1891.  
= *Mikania lindleyana* DC.
- Willoughbya linearifolia* (DC.) Kuntze, Revis. Gen. Pl. 372. 1891.  
= *Mikania linearifolia* DC.
- Willoughbya longiacuminata* Rusby, Mem. Torrey Bot. Club 6:  
59. 1896-1899. = *Mikania longiacuminata* (Rusby) B. Rob-  
inson.
- Willoughbya longiflora* Rusby, Bull. New York Bot. Gard. 4: 382.  
1907. = *Mikania longiflora* (Rusby) B. Robinson.
- Willoughbya longipes* (Baker) Kuntze, Revis. Gen. Pl. 372. 1891.  
= *Mikania longipes* Baker.
- Willoughbya loxensis* (H. B. K.) Kuntze, Revis. Gen. Pl. 372.  
1891. = *Mikania cordifolia* (L. f.) Willd.
- Willoughbya lundiana* (DC.) Kuntze, Revis. Gen. Pl. 372. 1891.  
= *Mikania lundiana* DC.
- Willoughbya micrantha* (H. B. K.) Rusby, Mem. Torrey Bot. Club  
4: 211. 1895. = *Mikania micrantha* H. B. K.
- Willoughbya microcephala* (DC.) Kuntze, Revis. Gen. Pl. 372.  
1891. = *Mikania microcephala* DC.
- Willoughbya microdonta* (DC.) Kuntze, Revis. Gen. Pl. 372. 1891.  
= *Mikania microdonta* DC.
- Willoughbya microlepis* (Baker) Kuntze, Revis. Gen. Pl. 372.  
1891. = *Mikania microlepis* Baker.
- Willoughbya microphylla* (Schultz-Bip. ex Baker) Kuntze, Revis.  
Gen. Pl. 372. 1891. = *Mikania microphylla* Schultz-Bip. ex  
Baker.
- Willoughbya moronoa* (Kuntze) Kuntze, Revis. Gen. Pl. 372.  
1891. = *Mikania glomerata* Sprengel.
- Willoughbya multinervia* (Turcz.) Kuntze, Revis. Gen. Pl. 372.  
1891. = *Mikania multinervia* Turcz.
- Willoughbya myriocephala* (DC.) Kuntze, Revis. Gen. Pl. 372.  
1891. = *Mikania myriocephala* DC.
- Willoughbya neurocaula* (DC.) Kuntze, Revis. Gen. Pl. 372. 1891.  
= *Mikania neurocaula* DC.
- Willoughbya nigricans* (Gardner) Kuntze, Revis. Gen. Pl. 372.  
1891. = *Mikania nigricans* Gardner.
- Willoughbya nitidula* (Baker) Kuntze, Revis. Gen. Pl. 372. 1891.  
= *Mikania lindbergii* Baker.
- Willoughbya nodosa* (Sprengel) Kuntze, Revis. Gen. Pl. 372. 1891.  
= *Mikania nodosa* Sprengel.
- Willoughbya nodulosa* (Schultz-Bip. ex Baker) Kuntze, Revis.  
Gen. Pl. 372. 1891. = *Mikania nodulosa* Schultz-Bip. ex Baker.
- Willoughbya nummularia* (DC.) Kuntze, Revis. Gen. Pl. 372.  
1891. = *Mikania nummularia* DC.
- Willoughbya oblongifolia* (DC.) Kuntze, Revis. Gen. Pl. 372.  
1891. = *Mikania oblongifolia* DC.
- Willoughbya obovata* (DC.) Kuntze, Revis. Gen. Pl. 372. 1891.  
= *Mikania obovata* DC.
- Willoughbya obtusata* (DC.) Kuntze, Revis. Gen. Pl. 372. 1891.  
= *Mikania obtusata* DC.
- Willoughbya odorata* (Lehm.) Kuntze, Revis. Gen. Pl. 372. 1891.  
= *Mikania fastuosa* Lemaire.
- Willoughbya odorata* Rusby, Bull. New York Bot. Gard. 4: 381.  
1907. = *Mikania haenkeana* DC.
- Willoughbya officinalis* (Martius) Kuntze, Revis. Gen. Pl. 372.  
1891. = *Mikania officinalis* Martius.
- Willoughbya ovalis* (Griseb.) Kuntze, Revis. Gen. Pl. 372. 1891.  
= *Mikania ovalis* Griseb.
- Willoughbya oxylepis* (Schultz-Bip. ex Baker) Kuntze, Revis. Gen.  
Pl. 372. 1891. = *Mikania oxylepis* Schultz-Bip. ex Baker.
- Willoughbya pachylepis* (Schultz-Bip. ex Baker) Kuntze, Revis.  
Gen. Pl. 372. 1891. = *Mikania rufescens* Schultz-Bip. ex Baker.
- Willoughbya pannosa* (Baker) Kuntze, Revis. Gen. Pl. 372. 1891.  
= *Mikania pannosa* Baker.
- Willoughbya parviflora* (Aublet) Kuntze, Revis. Gen. Pl. 372.  
1891. = *Mikania parviflora* (Aublet) Karsten.
- Willoughbya parvifolia* (Baker) Kuntze, Revis. Gen. Pl. 372. 1891.  
= *Mikania parvifolia* Baker.
- Willoughbya pernambucensis* (Gardner) Kuntze, Revis. Gen. Pl.  
372. 1891. = *Mikania pernambucensis* Gardner.
- Willoughbya phaeoclados* (Martius) Kuntze, Revis. Gen. Pl. 372.  
1891. = *Mikania phaeoclados* Martius ex Baker.
- Willoughbya phyllopada* (Griseb.) Kuntze, Revis. Gen. Pl. 3(2):  
184. 1898. = *Mikania urticaefolia* Hook. & Arn.
- Willoughbya pilosa* (Baker) Kuntze, Revis. Gen. Pl. 372. 1891.  
= *Mikania pilosa* Baker.
- Willoughbya pinnatiloba* (DC.) Kuntze, Revis. Gen. Pl. 372. 1891.  
= *Mikania pinnatiloba* DC.
- Willoughbya platyphylla* (DC.) Kuntze, Revis. Gen. Pl. 372. 1891.  
= *Mikania hookeriana* DC.
- Willoughbya pohliana* (Schultz-Bip. ex Baker) Kuntze, Revis.  
Gen. Pl. 372. 1891. = *Mikania pohliana* Schultz-Bip. ex Baker.
- Willoughbya polystachya* (DC.) Kuntze, Revis. Gen. Pl. 372. 1891.  
= *Mikania psilostachya* DC.
- Willoughbya populifolia* (Gardner) Kuntze, Revis. Gen. Pl. 372.  
1891. = *Mikania populifolia* Gardner.
- Willoughbya premnifolia* (Gardner) Kuntze, Revis. Gen. Pl. 372.  
1891. = *Mikania premnifolia* Gardner.
- Willoughbya psilostachya* (DC.) Kuntze, Revis. Gen. Pl. 372.  
1891. = *Mikania psilostachya* DC.
- Willoughbya pteropoda* (DC.) Kuntze, Revis. Gen. Pl. 372. 1891.  
= *Mikania pteropoda* DC.
- Willoughbya ramosissima* (Gardner) Kuntze, Revis. Gen. Pl. 372.  
1891. = *Mikania ramosissima* Gardner.
- Willoughbya ranunculifolia* (Rich. ex Sagra) Millsp., Publ. Field  
Columbian Mus., Bot. Ser. 2: 106. 1900. = *Mikania ranun-  
culifolia* Rich. ex Sagra.
- Willoughbya repanda* (Llave) Kuntze, Revis. Gen. Pl. 372. 1891.  
= *Mikania pyramidata* J. D. Smith, ?
- Willoughbya resinosa* (Sprengel) Kuntze, Revis. Gen. Pl. 372.  
1891. = *Dasycondylus resinosis* (Sprengel) R. King & H. Rob-  
inson.
- Willoughbya reticulata* (Gardner) Kuntze, Revis. Gen. Pl. 372.  
1891. = *Mikania reticulata* Gardner.
- Willoughbya retifolia* (Schultz-Bip. ex Baker) Kuntze, Revis. Gen.  
Pl. 372. 1891. = *Mikania retifolia* Schultz-Bip. ex Baker.
- Willoughbya rotunda* (Griseb.) Kuntze, Revis. Gen. Pl. 372. 1891.  
= *Mikania rotunda* Griseb.
- Willoughbya rufa* (Benth.) Kuntze, Revis. Gen. Pl. 372. 1891. =  
*Mikania rufa* Benth.
- Willoughbya rufescens* (Schultz-Bip. ex Baker) Kuntze, Revis.  
Gen. Pl. 372. 1891. = *Mikania rufescens* Schultz-Bip. ex Baker.
- Willoughbya ruiziana* (Poeppig & Endl.) Kuntze, Revis. Gen. Pl.  
373. 1891. = *Mikania banisteriae* DC.
- Willoughbya salviaefolia* (Gardner) Kuntze, Revis. Gen. Pl. 373.  
1891. = *Mikania salviaefolia* Gardner.
- Willoughbya salzmanniaefolia* (DC.) Kuntze, Revis. Gen. Pl. 373.  
1891. = *Mikania salzmanniaefolia* DC.

- Willoughbya sarcodes* (Baker) Kuntze, Revis. Gen. Pl. 373. 1891.  
= *Mikania sarcodes* Baker.
- Willoughbya scabra* (DC.) Kuntze, Revis. Gen. Pl. 372. 1891. =  
*Mikania psilostachya* DC.
- Willoughbya scabrida* (Baker) Kuntze, Revis. Gen. Pl. 373. 1891.  
= *Mikania scabrida* Baker.
- Willoughbya scandens* (L.) Kuntze, Revis. Gen. Pl. 372. 1891. =  
*Mikania scandens* (L.) Willd.
- Willoughbya selloi* (Sprengel) Kuntze, Revis. Gen. Pl. 373. 1891.  
= *Mikania selloi* Sprengel.
- Willoughbya sericea* (Hook. & Arn.) Kuntze, Revis. Gen. Pl. 373.  
1891. = *Mikania sericea* Hook. & Arn.
- Willoughbya sessilifolia* (DC.) Kuntze, Revis. Gen. Pl. 373. 1891.  
= *Mikania sessilifolia* DC.
- Willoughbya setigera* (Schultz-Bip. ex Baker) Kuntze, Revis. Gen.  
Pl. 373. 1891. = *Mikania setigera* Schultz-Bip. ex Baker.
- Willoughbya smilacina* (DC.) Kuntze, Revis. Gen. Pl. 373. 1891.  
= *Mikania smilacina* DC.
- Willoughbya speciosa* (DC.) Kuntze, Revis. Gen. Pl. 373. 1891.  
= *Mikania speciosa* DC.
- Willoughbya sprucei* (Baker) Kuntze, Revis. Gen. Pl. 373. 1891.  
= *Mikania sprucei* Baker.
- Willoughbya stipitata* (Schultz-Bip. ex Miq.) Kuntze, Revis. Gen.  
Pl. 373. 1891. = *Mikania parviflora* (Aublet) Karsten.
- Willoughbya stipulacea* (Willd.) Kuntze, Revis. Gen. Pl. 373.  
1891. = *Mikania stipulacea* (Vahl) Willd.
- Willoughbya strigosa* (Gardner) Kuntze, Revis. Gen. Pl. 373.  
1891. = *Mikania lasiandrae* DC.
- Willoughbya strobilifera* (Gardner) Kuntze, Revis. Gen. Pl. 373.  
1891. = *Mikania oblongifolia* DC.
- Willoughbya subverticillata* (Schultz-Bip.) Kuntze, Revis. Gen.  
Pl. 373. 1891. = *Mikania subverticillata* Schultz-Bip. ex Baker.
- Willoughbya swartziana* (Griseb.) Kuntze, Revis. Gen. Pl. 373.  
1891. = *Mikania swartziana* Griseb.
- Willoughbya tafallana* (H. B. K.) Kuntze, Revis. Gen. Pl. 373.  
1891. = *Mikania tafallana* H. B. K.
- Willoughbya tenuiflora* (Griseb.) Kuntze, Revis. Gen. Pl. 373.  
1891. = *Austrobrickellia patens* (Don ex Hook. & Arn.) R.  
King & H. Robinson.
- Willoughbya ternata* (Vell. Conc.) Kuntze, Revis. Gen. Pl. 372.  
1891. = *Mikania ternata* (Vell. Conc.) B. Robinson.
- Willoughbya ternifolia* (DC.) Kuntze, Revis. Gen. Pl. 373. 1891.  
= *Mikania ternifolia* DC.
- Willoughbya testudinaria* (DC.) Kuntze, Revis. Gen. Pl. 373.  
1891. = *Mikania testudinaria* DC.
- Willoughbya teucrifolia* (Sprengel) Kuntze, Revis. Gen. Pl. 373.  
1891. = *Grazielia gaudichaudeana* (DC.) R. King & H. Rob-  
inson.
- Willoughbya thapsodes* (DC.) Kuntze, Revis. Gen. Pl. 373. 1891.  
= *Mikania thapsoides* DC.
- Willoughbya thyrsoides* (Baker) Kuntze, Revis. Gen. Pl. 373.  
1891. = *Mikania thyrsoides* Baker.
- Willoughbya tlalixcoyan* (Llave) Kuntze, Revis. Gen. Pl. 373.  
1891. = *Mikania tlalixcoyan* Llave.
- Willoughbya triangularis* (Baker) Kuntze, Revis. Gen. Pl. 373.  
1891. = *Mikania triangularis* Baker.
- Willoughbya trichophila* (DC.) Kuntze, Revis. Gen. Pl. 373. 1891.  
= *Mikania trichophila* DC.
- Willoughbya trifolia* Rusby, Bull. New York Bot. Gard. 4: 382.  
1907. = *Mikania trifolia* (Rusby) B. Robinson.
- Willoughbya trinervis* (Hook. & Arn.) Rusby, Bull. New York  
Bot. Gard. 4: 381. 1907. = *Mikania trinervis* Hook. & Arn.
- Willoughbya trinitaria* (DC.) Kuntze, Revis. Gen. Pl. 373. 1891.  
= *Mikania trinitaria* DC.
- Willoughbya triphylla* (Sprengel ex Baker) Kuntze, Revis. Gen.  
Pl. 373. 1891. = *Mikania triphylla* Sprengel ex Baker.
- Willoughbya variabilis* (Meyen & Walp.) Kuntze, Revis. Gen. Pl.  
373. 1891. = *Mikania micrantha* H. B. K.
- Willoughbya vauthierana* (Baker) Kuntze, Revis. Gen. Pl. 373.  
1891. = *Mikania vauthierana* Baker.
- Willoughbya verticillata* (Schultz-Bip.) Kuntze, Revis. Gen. Pl.  
373. 1891. = *Mikania anethifolia* (DC.) Matzenbacher.
- Willoughbya viminea* (DC.) Kuntze, Revis. Gen. Pl. 373. 1891.  
= *Mikania viminea* DC.
- Willoughbya viscosa* (Sprengel) Kuntze, Revis. Gen. Pl. 373. 1891.  
= *Bahianthus viscosus* (Sprengel) R. King & H. Robinson.
- Willoughbya vismiaefolia* (DC.) Kuntze, Revis. Gen. Pl. 373.  
1891. = *Mikania vismiaefolia* DC.
- Willoughbya vitifolia* (DC.) Kuntze, Revis. Gen. Pl. 373. 1891.  
= *Mikania vitifolia* DC.
- Willoughbya warmingii* (Schultz-Bip. ex Baker) Kuntze, Revis.  
Gen. Pl. 373. 1891. = *Mikania warmingii* Schultz-Bip. ex Bak-  
er.
- Xetoligus brevifolius* Raf., New Fl. 4: 74. 1836, ignota.
- Xetoligus salicifolius* (Cav.) Raf., New Fl. 4: 74. 1836. = *Stevia*  
*salicifolia* Cav.



## INDEX TO GENERA

The index lists genera of the Asteraceae, homonyms, names of presently accepted subtribes, subgenera, and sections used in the text and illustrations. Synonyms are in *italics*. Numbers in bold face indicate main entries of Eupatorian taxa.

- Acanthostyles 16, 41, 55, 56, 73, 74, 77, pl. 8  
 Acmeilla 217  
 Acritopappus 8, 9, 17, 33, 34, 53, 56, 136, 137, **138**, 139, 142, 144, 145, 152, 163, 218, 241, 406, pl. 41  
*Addisonia* **264**, 266  
 Adenocaulon 3, 18  
 Adenocritonia 32, 40, 48, 57, 292, 294, 297, 300, **302**, 304, pl. 116  
 Adenostemma 1, 2, 3, 4, 7, 20, 25, 29, 30, 48, 49, 51, 56, **58**, 59, 60, 61, 62, 284, pl. 1, frontispiece  
 Adenostemmatinae 4, 9, 17, 20, 24, 44, 56, **58**, 159, 284  
 Adenostyles 3, 4, 8  
 Adenostylinae 178  
 Ageratella 4, 20, 31, 45, 57, 219, **233**, 406, pl. 86  
 Ageratina Spach 1, 2, 3, 5, 6, 7, 9, 11, 18, 20, 22, 27, 29, 36, 37, 40, 41, 47, 49, 50, 52, 57, 108, 126, 135, 144, 183, 245, 287, 341, 354, 427, **428**, 430, 431, 432, 433, 434, 435, 436, 437, 438, 440, 444, 446, 448, 452, figs. 3H, 4D–F, 5E–G, pl. 169  
   subg. Andinia 354, 428, 432, **435**  
   subg. Apoda 427, 428, 432, **436**, 444, 448, 450  
   subg. Klattiella 431, **434**  
   subg. Neogreenella 7, 431, 432, **434**, 438, 444  
   subg. *Pachythamnus* **442**  
*Ageratina* O. Hoffm. 433  
 Ageratinae 9, 10, 17, 18, 20, 22, 26, 27, 29, 44, 56, 85, 120, **136**, 137, 142, 149, 152, 159, 161, 163, 166, 168, 170, 182, 184, 186, 188, 213, 218, 241, 249, 291, 293, 337, 379, 392, 398, 410, 419, 427, 433, 437, 438, 453, 458  
 Ageratinastrum 433  
*Ageratiopsis* **428**  
 Ageratum 1, 2, 3, 4, 5, 6, 10, 16, 17, 22, 24, 27, 29, 33, 34, 46, 49, 53, 56, 85, 106, 108, 120, 124, 126, 132, 136, 137, 138, 139, **142**, 144, 145, 147, 149, 152, 154, 156, 159, 163, 188, 190, 192, 233, 241, 390, 428, 430, 431, 433, 436, 438, pl. 43  
   sect. *Coelestina* **142**  
   sect. *Pectinellum* **145**  
   sect. *Perplexans* 145  
   sect. *Stachyofolium* **142**  
   subg. *Coelestina* **142**  
 Agrianthus 3, 4, 27, 34, 36, 39, 54, 56, 85, 86, 113, **118**, 122, 124, 126, pl. 31  
 Ainsliaea 249, 272  
 Alciope 3  
 Alomia 1, 2, 3, 4, 5, 22, 27, 33, 46, 57, 104, 137, 139, 144, 149, 156, 159, 208, 218, 219, 231, **239**, 241, 243, 262, 264, 284, 378, 440, 458, pl. 90  
   subg. *Geissanthodium* 241  
 Alomiella 33, 52, 56, 194, 195, **208**, 210, 215, 241, pl. 76  
 Alomiinae 8, 9, 11, 17, 18, 20, 22, 24, 26, 27, 44, 56, 77, 84, 104, 137, 178, 194, 201, 206, 208, **218**, 222, 224, 228, 233, 235, 237, 239, 240, 245, 247, 249, 251, 252, 253, 256, 258, 260, 262, 264, 265, 266, 268, 272, 282, 285, 291, 293, 312, 337, 379, 395, 406, 446, 453, 455, 456  
 Amboroa 4, 24, 42, 57, 292, 294, **376**, pl. 151  
 Ambrosia 64  
 Ambrosiinae 20  
*Ammopursus* **270**, 272, 273  
 Amolinia 37, 39, 48, 57, 397, 398, 399, **401**, 403, 414, pl. 161  
 Anisochaeta 3  
 Anonymos 275  
 Antennaria 376  
 Antillia 16, 34, 48, 57, 125, 292, 293, **304**, 306, 308, pl. 117  
 Apodocephala 4  
 Aristeguietia 17, 24, 42, 50, 57, 85, 292, 293, 294, **343**, 345, 346, 350, 352, 366, 405, pl. 136  
 Arnica 20  
 Arnoglossum 3  
*Arrojadoa* Mattf. 4, **118**, 120  
 Arrojadoa Britton & Rose 118  
 Arrojadocharis 4, 24, 27, 30, 39, 54, 56, 85, 86, **118**, 120, pl. 32  
 Asanthus 24, 32, 47, 57, 219, 222, **233**, 235, 249, pl. 87  
*Aschenbornia* 4, 215  
 Ascidiogyne 4, 20, 22, 30, 56, 137, **152**, 154, 213, pl. 48  
 Asplundianthus 43, 51, 57, 292, 295, 345, **346**, 347, 350, pl. 137  
 Aster 430  
 Austrobrickellia 27, 38, 52, 57, 220, **253**, 256, 266, pl. 97  
 Austrocritonia 43, 55, 57, 292, 293, 295, **349**, 361, pl. 138  
 Austroeupatorium 6, 16, 29, 38, 51, 53, 56, 64, 65, **67**, 69, 71, fig. 4B, pl. 5  
 Ayapana 1, 3, 22, 35, 38, 49, 51, 53, 56, 128, 194, **195**, 197, 199, 201, 208, 210, 213, 215, 217, pl. 69  
 Ayapaninae 16, 17, 20, 22, 26, 44, 45, 56, 128, 136, 154, 156, 161, 163, 190, **194**, 197, 201, 204, 206, 208, 210, 213, 215, 217, 218, 241, 284, 293, 310, 398, 399, 456  
 Ayapanopsis 20, 22, 38, 51, 53, 56, 195, **197**, 199, 201, fig. 4I, pl. 70  
 Baccharis 1, 74, 77, 199, 326, 376, 421  
 Badilloa 42, 50, 57, 292, 294, 345, 346, **350**, 351, 352, 357, 366, pl. 139  
 Bahianthus 8, 39, 54, 56, 85, 86, 112, **113**, 115, 122, pl. 29  
 Barroetea 4, 11, 32, 35, 38, 46, 56, 218, 220, 222, 223, **224**, 227, 379, pl. 82  
 Barrosoa 22, 29, 40, 51, 55, 56, 85, 87, **92**, 94, 97, 102, 122, 126, 128, 130, 405, pl. 17  
 Bartlettina 18, 28, 37, 43, 48, 51, 55, 57, 92, 341, 345, 398, 399, 401, **403**, 405, 406, 414, fig. 3F, pl. 162  
 Batschia J. Gmelin 428  
*Batschia* Moench 2, 3, **428**, 433  
*Batschia* Mutis ex Thunb. 428  
*Batschia* M Vahl 428  
 Bejaranoa 40, 42, 55, 56, 85, 87, 97, **99**, 100, 102, pl. 21  
*Biolettia* **188**  
 Bishopiella 16, 39, 53, 56, 84, 86, **124**, 125, 126, 306, 324, pl. 35  
 Bishovia 7, 40, 57, 292, 293, 314, **324**, 332, pl. 125  
 Blakeanthus 17, 33, 46, 56, 138, **149**, 241, pl. 46  
*Brachyandra* 4, **264**, 266  
 Brachyglottis 3  
 Brickellia 1, 2, 3, 4, 5, 6, 7, 9, 11, 16, 17, 22, 24, 27, 29, 32, 38,

- 46, 49, 51, 52, 56, 137, 149, 156, 194, 218, 219, **220**, 222, 223, 224, 227, 228, 231, 233, 235, 239, 241, 243, 245, 247, 249, 250, 251, 252, 253, 256, 262, 264, 326, 285, fig. 4C, pl. 81  
 sect. *Bulbostylis* **222**  
 sect. *Eubrickellia* **222**, 228  
 sect. *Gemmipedium* **222**, 235  
 sect. *Leptanthodium* **222**  
 sect. *Macrobrickellia* **222**  
 sect. *Pityophyllum* **222**, **256**  
 sect. *Pseudocarphephorus* **222**, **256**  
 sect. *Steviastrum* **222**, **235**, **249**  
 subg. *Phanerostylis* **227**  
*Brickelliastrum* 41, 56, 219, **222**, **228**, 231, 245, fig. 5A, pl. 84  
*Bulbostylis* DC. 3, 194, 218, **220**, 222  
*Bulbostylis* Kunth 220  
*Cacalia* 282  
*Caelestina* 144  
*Calea* 4, 215, 217  
*Calostelma* **270**, 272, 273  
*Campovassouria* 41, 55, 56, 73, 77, **79**, pl. 11  
*Campuloclinium* 1, 3, 20, 22, 34, 38, 40, 46, 52, 54, 56, 85, 86, 97, 104, **126**, 128, 130, 144, 194, 204, 382, pl. 36  
*Caradesia* 288  
*Carelia* A. L. Juss. ex Cav. 142, **419**  
*Carelia* Less. 3, 4, **142**  
*Carelia* Ponted. ex Fabr. **142**  
*Carminatia* 4, 24, 35, 46, 57, 219, **249**, 250, pl. 95  
*Carphephorus* 2, 3, 4, 32, 57, 256, 270, 272, 275, **277**, 279, 280, 282, pl. 108  
*Carphochaete* 4, 10, 18, 20, 22, 24, 32, 33, 45, 56, 138, **178**, 180, 182, 218, 438, pl. 60  
*Carterothamnus* 4, 16, 17, 24, 28, 34, 46, 57, 453, 456, **458**, 460, pl. 180  
*Castenedia* 22, 43, 51, 57, 295, 343, **354**, 357, 359, pl. 142  
*Cavalcantia* 33, 53, 56, 138, **154**, 156, pl. 49  
*Celmisia* 3  
*Chacoa* 39, 42, 57, 292, 294, 316, 324, **332**, pl. 130  
*Chaenactidinae* 20, 173, 217  
*Chaenactis* 20  
*Chamaechaenactis* 20  
*Chone* **64**  
*Chromolaena* 3, 6, 7, 8, 11, 16, 17, 29, 36, 46, 49, 50, 52, 57, 79, 272, 312, 314, 316, 319, 359, 379, 380, 382, **383**, 385, 386, 387, 388, 390, 397, fig. 3E, pl. 154  
 subg. *Osmiella* 379, **383**, 385  
*Chrysactinium* 18  
*Ciceronia* 4, 16, 20, 31, 48, 57, 125, 293, 304, **306**, 308, pl. 118  
*Clavigera* 3, **220**, 222  
*Coelestina* **3**, **142**  
*Coleosanthus* 3, **220**, 222  
*Condylidium* 16, 22, 38, 49, 51, 56, 195, **206**, pl. 74  
*Condylopodium* 37, 38, 50, 57, 220, **266**, 268, pl. 104  
*Conocliniopsis* 26, 29, 40, 51, 54, 56, 85, 87, 92, **97**, 100, 102, 122, 126, 128, 130, 135, pl. 20  
*Conoclinium* 2, 3, 7, 11, 22, 26, 40, 47, 56, 85, 86, 92, 97, **130**, 132, 135, 382, pl. 38  
*Coreopsidinae* 25, 60  
*Corethamnium* 18, 41, 50, 57, 292, 294, **354**, 357, 359, 452, pl. 141  
*Corynanthelium* **419**  
*Critonia* 2, 3, 16, 40, 47, 48, 50, 55, 57, 243, 292, 293, 294, **295**, 297, 298, 300, 301, 302, 304, 310, 316, 330, 343, 346, 349, 350, 363, 370, 378, pl. 113  
*Critoniadelphus* 22, 32, 41, 47, 57, 292, 294, 297, **298**, 300, 301, 302, 304, 310, pl. 114  
*Critoniella* 22, 43, 51, 57, 292, 295, **341**, 343, 346, 357, 398, 401, pl. 135  
*Critoniinae* 11, 17, 18, 20, 22, 26, 27, 28, 44, 45, 57, 84, 85, 100, 125, 130, 135, 136, 137, 149, 161, 168, 194, 201, 243, 245, 247, 268, 284, **291**, 292, 293, 297, 300, 304, 306, 308, 310, 311, 312, 314, 316, 326, 332, 337, 339, 340, 341, 343, 345, 346, 349, 350, 352, 354, 357, 359, 361, 363, 365, 366, 370, 371, 373, 376, 378, 379, 380, 392, 397, 398, 401, 405, 410, 414, 415, 417, 419, 421, 427, 448, 450, 452  
*Cronquistia* 4, 10, 35, 45, 56, 138, 171, **178**, 180, 182, 368, pl. 61  
*Cronquistianthus* 9, 18, 22, 42, 50, 57, 135, 180, 292, 294, 345, 365, **366**, 367, 368, 370, pl. 147  
*Crossothamnus* 27, 37, 57, 220, **262**, 264, 268, pl. 102  
*Cunigunda* **64**  
*Dahlia* 20  
*Dalea* L. 295  
*Dalea* P. Browne **295**, 297  
*Dasycondylus* 20, 22, 38, 53, 56, 87, 92, **94**, 97, 126, pl. 18  
*Decachaeta* 3, 4, 16, 20, 28, 31, 47, 57, 138, 139, 316, 341, 365, 397, 398, 399, 401, 403, **406**, 408, 410, 414, pl. 163  
 subg. *Polyadenia* **408**  
*Diacranthera* 20, 31, 38, 53, 56, 87, **94**, 97, 102, 113, pl. 19  
*Dichaeta* Nutt. 182  
*Dichaeta* Sch.-Bip. **182**  
*Dimorpholepis* (Barroso) King & Robinson **79**, 81  
*Dimorpholepis* A. Gray 79  
*Dissothrix* 4, 27, 35, 52, 57, 219, **251**, 253, 395, 446, pl. 96  
*Disynaphia* 8, 42, 55, 56, 73, **77**, 79, 81, 84, 217, 256, pl. 10  
*Disynaphiinae* 9, 22, 24, 25, 26, 45, 56, 64, **73**, 77, 85, 113, 258, 260, 272, 285, 349, 371, 379, 428  
*Dunantia* **215**  
*Dyscritogyne* 41, 47, 57, 219, **241**, 243, 247, 249, 268, pl. 91  
*Dyscritothamnus* 4  
*Ecliptinae* 22, 156  
*Eitenia* 18, 35, 52, 57, 252, 379, 380, 382, 388, 392, **395**, pl. 158  
*Ellenbergia* 4, 18, 20, 28, 31, 56, 136, 137, **159**, 161, 163, 166, 168, 213, pl. 52  
*Eremanthus* 20, 62  
*Erigeron* 430  
*Erythradenia* 30, 45, 57, 168, 398, 399, **408**, 410, pl. 164  
*Eupatoriadelphus* 5, **65**  
*Eupatoriastrum* 16, 17, 31, 36, 46, 57, 292, 293, 314, **319**, 321, 335, 383, 414, pl. 123  
*Eupatoriinae* 9, 20, 24, 25, 26, 44, 45, 56, **64**, 73, 85, 89, 285, 293, 428  
*Eupatorina* 16, 42, 48, 57, 292, 293, 304, 306, **308**, 310, pl. 119  
*Eupatoriopsis* 4, 5, 17, 22, 33, 35, 52, 57, 128, 188, 379, 380, 382, **388**, 390, 392, 395, pl. 155  
*Eupatorium* 1, 2, 3, 4, 6, 7, 10, 11, 16, 18, 22, 25, 26, 30, 38, 46, 49, 56, **64**, 65, 67, 69, 71, 73, 74, 79, 81, 84, 85, 87, 89, 92, 94, 97, 99, 100, 104, 106, 108, 110, 113, 120, 124, 125, 126, 128, 130, 132, 137, 144, 188, 194, 195, 197, 199, 200, 201, 204, 206, 208, 222, 227, 231, 241, 243, 245, 247, 249, 253, 256, 262, 266, 272, 285, 287, 291, 292, 293, 295, 297, 298, 300, 304, 306, 308, 310, 317, 319, 321, 326, 328, 330, 332, 337, 339, 341, 343, 346, 349, 350, 352, 357, 359, 361, 365, 366, 368, 370, 371, 373, 379, 382, 383, 385, 388, 390, 397, 399, 401, 405, 406, 408, 410, 412, 414, 415, 419, 421,

- 427, 428, 430, 431, 432, 433, 440, 442, 444, 446, 448, 450, 453, 454, pl. 4
- sect. *Campuloclinium* 126
- sect. *Conoclinium* 130, 135
- sect. *Cylindrocephala* 382, **383**, 385
- sect. *Dimorpholepis* 73, **79**
- sect. *Eximbricata* 432
- sect. *Hebeclinium* 200, 201, 398, **399**, 401, 408
- sect. *Osmia* **383**
- sect. *Subimbricata* 383, 398
- sect. *Praxelis* 120, **380**, 385, 388, 390
- sect. *Tragantes* 26
- sect. *Urolepis* **89**
- subg. *Gyptis* **87**
- subg. *Phanerostylis* 227
- Eutrochium* **64**, 65, 67
- Ferreyrella* 4, 17, 18, 28, 30, 56, 136, 137, 149, 159, 161, **163**, 168, 186, 213, pl. 54
- Fitchia* 25
- Fleischmannia* 4, 5, 11, 16, 18, 22, 23, 29, 36, 37, 39, 41, 47, 49, 51, 55, 57, 135, 284, **285**, 287, 288, 289, 310, 395, 421, 427, 431, 446, 453, 455, figs. 3B, C, 5C, pl. 111
- Fleischmanniinae* 17, 18, 20, 27, 44, 57, 124, 135, **284**, 285, 310, 395, 427, 446, 453
- Fleischmanniopsis* 22, 31, 47, 57, 292, 294, 300, 304, 308, **310**, 311, 312, 314, 341, 370, pl. 120
- Flyriella* 7, 22, 38, 46, 57, 206, 220, **231**, pl. 85
- Galinsoga* 145
- Galinsoginae* 184
- Garberia* 4, 32, 57, 260, 270, 272, 279, **280**, 282, pl. 109
- Gardnerina* 18, 31, 53, 56, 137, **157**, 159, 161, 241, pl. 51
- Gongrostylis* 16, 20, 22, 31, 38, 50, 56, 194, 195, **201**, 456, pl. 72
- Goyazianthus* 8, 32, 35, 52, 57, 84, 219, 253, 256, **258**, 260, pl. 99
- Grazielia* 16, 41, 55, 56, 73, 77, **79**, 81, 84, pl. 12
- Grisebachianthus* 42, 48, 57, 292, 294, 316, **328**, 330, pl. 128
- Grosvenoria* 42, 57, 294, 345, 346, 350, **352**, 357, pl. 140, frontispiece
- Guayana* 22, 42, 51, 55, 57, 359, 398, 399, 401, 405, **410**, 412, pl. 165
- Guevaria* 16, 28, 31, 56, 138, 149, 159, **161**, 163, 166, 168, pl. 53
- Guizotia* 25
- Gymnocondylus* 37, 53, 56, 195, **206**, 208, pl. 75
- Gymnocoronis* 3, 4, 30, 45, 51, 56, 58, **62**, 284, pl. 3
- Gyptidinae* 8, 9, 17, 18, 20, 22, 24, 25, 26, 27, 29, 44, 56, 64, 73, 77, **84**, 85, 89, 97, 100, 102, 108, 110, 111, 113, 115, 118, 120, 122, 124, 125, 126, 128, 130, 132, 135, 136, 137, 194, 217, 219, 241, 284, 285, 287, 291, 293, 306, 312, 324, 349, 398, 399, 406, 428
- Gyptidium* 17, 36, 37, 39, 55, 56, 87, **89**, 92, pl. 15
- Gyptis* 2, 3, 16, 40, 54, 56, 84, 85, **87**, 89, 113, pl. 14
- Haberlea* **380**
- Hartwrightia* 4, 8, 30, 33, 57, 58, 270, **282**, 283, 284, pl. 110
- Hatschbachiella* 38, 53, 56, 64, **71**, pl. 7
- Hcbecliniinae* 9, 16, 17, 18, 20, 22, 28, 44, 57, 92, 168, 292, 316, 319, 332, 341, 343, 359, 361, 365, 370, 392, **397**, 398, 399, 403, 406, 410, 412, 414
- Hebeclinium* 3, 17, 18, 22, 28, 29, 37, 43, 48, 49, 51, 55, 57, 89, 341, 343, 357, 361, 370, 397, 398, **399**, 401, 403, 405, 408, 412, pl. 160
- sect. *Urolepis* **89**
- Helogyne* Benth. **453**
- Helogyne* Nutt. 4, 24, 27, 35, 39, 41, 57, 104, 219, 251, **264**, 265, 266, pl. 103
- Heterocondylus* 16, 20, 37, 38, 51, 53, 56, 126, 194, 195, **204**, 208, pl. 73
- Hieraceum* 124
- Hofmeisteria* 4, 5, 17, 18, 20, 22, 23, 24, 31, 34, 36, 45, 57, 237, 239, 287, 392, 452, **453**, 455, 460, fig. 5H, pl. 178
- Hofmeisteriinae* 9, 16, 17, 26, 44, 57, 392, 427, **452**, 453, 456
- Homogyne* 3
- Hughesia* 16, 43, 57, 295, **361**, 363, 370, 419, pl. 145
- Idiothamnus* 17, 28, 29, 36, 39, 42, 55, 57, 292, 294, 316, 319, **335**, pl. 131
- Ilitisia* 4, 18, 30, 56, 137, 138, **186**, 213, pl. 65
- Imeria* 43, 57, 295, 354, **357**, 359, pl. 143
- Inula* 3
- Ismaria* **220**
- Isocarpha* Less. **142**
- Isocarpha* R. Br. 2, 3, 4, 7, 17, 18, 20, 22, 33, 44, 46, 48, 49, 52, 56, 156, 194, 195, 213, **215**, 217, pl. 80
- Isotypus* 184
- Jaliscoa* 17, 33, 34, 35, 36, 46, 57, 427, 428, 438, **440**, 442, pl. 172
- Jaramilloa* 36, 39, 41, 50, 57, 427, 428, 430, 448, **450**, 452, pl. 177
- Kallophyllon* **81**
- Kanimia* 4, 5, 22, 113, 218, **419**, 421, 422
- Kaunia* 7, 16, 36, 39, 42, 57, 427, 428, 430, **448**, 450, 452, pl. 176
- Koanophyllon* 6, 8, 11, 17, 20, 24, 27, 31, 32, 40, 42, 43, 45, 47, 48, 50, 51, 54, 57, 100, 243, 245, 292, 293, 294, 304, 308, 311, **314**, 316, 317, 318, 319, 321, 324, 326, 328, 330, 332, 335, 337, 339, 349, 357, 365, 366, 367, 373, 379, 397, 414, pl. 122
- Kuhnia* 2, 3, 4, 5, 102, 104, 106, 113, 218, 219, **220**, 222, 223, 249, 250, 297
- sect. *Leiogonia* 102, **104**, 106
- sect. *Trichogonia* 3, **102**
- Kuhniinae* 4, 168, 178, **218**
- Kyrstenia* 2, 245, **428**, 430, 433
- Kyrsteniopsis* 41, 47, 57, 219, 222, 228, 231, **243**, 245, 247, pl. 92
- Lacinaria* **270**, 272, 273
- Lasiolaena* 8, 20, 39, 54, 56, 85, 86, **120**, 122, 124, pl. 33
- Lasthenia* 20
- Lavenia* **58**
- Lepidesmia* 4, 17, 22, 34, 48, 56, 194, 195, 197, **213**, 215, 217, pl. 79
- Leptoclinium* Benth. 4, 27, 35, 52, 57, 219, 256, **258**, 260, 272, 282, pl. 100
- Leptoclinium* (Nutt.) A. Gray **280**
- Leto* **264**, 266
- Liabum* 417
- Liatrinae* 9, 16, 22, 24, 26, 44, 57, 58, 125, 178, 218, 219, **268**, 270, 279, 280, 282, 284, 306
- Liatris* 2, 3, 4, 6, 8, 9, 16, 22, 24, 25, 32, 57, 218, 219, 249, 258, 260, 268, **270**, 272, 273, 275, 277, 279, 280, 282, 284, pl. 105, frontispiece
- sect. *Letoclinium* **280**
- sect. *Suprago* 270, **272**, 279
- sect. *Trilisa* **275**

- subg. *Corymbilis* 277  
 subg. *Euthyrsis* 275  
 subg. *Osmilis* 275  
 subg. *Trilisa* 275, 277  
*Litothamnus* 40, 54, 56, 86, 97, 102, **110**, 111, 112, 113, pl. 28  
*Litrisa* 32, 57, 270, 272, **273**, 275, 277, 279, 280, 282, 306, pl. 106  
*Lomatozona* 4, 16, 34, 52, 57, 210, 213, 378, 379, 380, **390**, 392, 395, pl. 156  
*Lorentzianthus* 36, 43, 57, 292, 295, 316, **330**, 332, pl. 129  
*Lourteigia* 17, 22, 26, 39, 41, 50, 56, 85, 86, 97, 130, **132**, 134, 135, 136, pl. 40  
*Lycapsus* 240  
*Macropodina* 38, 53, 56, 86, 106, **128**, 130, pl. 37  
*Macvaughiiella* 4, 10, 22, 34, 45, 56, 136, 138, **182**, 183, 184, 458, pl. 63  
*Mallinoa* **428**, 431, 433  
*Malmeanthus* 43, 55, 57, 292, 293, 295, 349, **359**, 360, 361, pl. 144  
*Malperia* 24, 34, 46, 57, 219, **235**, 237, 239, 453, 455, pl. 88  
*Margacola* **188**  
*Matudina* 16, 17, 28, 35, 36, 46, 57, 319, 397, 398, 399, 403, 406, **412**, 414, pl. 166  
*Melampodium* 20  
*Melanthera* 25  
*Metastevia* 20, 32, 46, 56, 138, 171, **175**, 182, pl. 59  
*Mexianthus* 16, 17, 34, 45, 57, 292, 293, 314, 321, **335**, 337, 339, pl. 132  
*Microconia* **70**  
*Microspermum* 2, 4, 10, 14, 18, 20, 30, 45, 56, 137, 163, **184**, 186, 379, 392, pl. 64  
*Mikania* 1, 2, 3, 4, 5, 6, 7, 8, 9, 16, 17, 18, 22, 24, 25, 27, 29, 32, 36, 47, 48, 50, 52, 57, 81, 113, 218, 282, 328, 361, 365, 378, 415, 418, **419**, 421, 422, 423, 424, 425, 426, fig. 3G, pl. 168  
 sect. *Corymbosae* **422**  
 sect. *Globosae* **422**  
 sect. *Partitae* **422**  
 sect. *Racemosae* **422**  
 sect. *Spiciformes* **422**  
 sect. *Thyrsigerae* **422**  
*Mikaniinae* 9, 44, 57, 178, 218, **418**, 419, 421, 427  
*Milleriinae* 25  
*Miradoria* **184**  
*Monogereion* 34, 53, 56, 154, 194, 195, 208, **210**, 213, 215, pl. 77  
*Morithamnus* 16, 24, 27, 34, 40, 54, 56, 85, 86, 102, 112, 113, **115**, 122, pl. 30, frontispiece  
*Moronoa* **419**  
*Morrenia* **419**  
*Munnozia* subg. *Kastnera* 20  
*Mustelia* **170**  
*Nardosmia* 3  
*Nelsonianthus* 444  
*Neobartlettia* King & Robinson **403**  
*Neobartlettia* Schlechter 403  
*Neocabreria* 17, 18, 31, 37, 43, 54, 57, 84, 292, 294, 349, 350, 370, **371**, 373, pl. 149  
*Neocuatrecasia* 26, 35, 38, 56, 85, 86, **108**, 110, pl. 26  
*Neohintonia* 16, 17, 36, 45, 57, 292, 293, 314, 316, 321, **337**, 339, pl. 133  
*Neomirandea* 9, 16, 17, 18, 37, 39, 42, 47, 50, 57, 370, 378, 398, 414, **415**, 417, 418, 447, 448, pl. 167  
 subg. *Critoniopsis* 9, 415, **417**  
*Neomirandeiinae* 9, 26, 28, 44, 57, 292, **414**, 415, 417, 418, 427, 447  
*Neurolaena* 1  
*Nothites* 3, **170**  
*Nothobaccharis* 43, 57, 292, 293, 314, **324**, 326, pl. 126  
*Oaxacania* 17, 22, 24, 28, 33, 45, 57, 182, 455, **456**, 458, 460, pl. 179  
*Oaxacaniinae* 9, 26, 28, 44, 57, 182, 427, 452, **455**, 456  
*Olearia* 3  
*Onoseris* 184  
*Ooclinium* 3, **380**, 382  
*Ophryosporus* 4, 16, 20, 22, 31, 54, 57, 136, 137, 161, 168, 292, 293, 306, 316, 326, 337, **363**, 364, 365, 366, 370, 378, 398, 408, 410, 419, pl. 146  
*Orsinia* 3  
*Osmia* **383**, 397  
*Osmiopsis* 11, 27, 36, 48, 57, 316, 379, 380, 385, 392, **397**, pl. 159  
*Oxylobinae* 9, 17, 18, 20, 26, 27, 29, 44, 57, 108, 144, 147, 182, 183, 194, 245, 284, 285, 287, 354, 398, 415, 418, 419, **427**, 428, 430, 437, 440, 446, 448, 450, 452  
*Oxylobus* 9, 27, 35, 45, 49, 57, 144, 147, 182, 183, 427, 428, 430, **436**, 437, 438, 440, 442, 448, pl. 170  
*Pachythamnus* 36, 40, 47, 57, 427, 428, **442**, 444, 448, pl. 173  
*Palafoxia* 3, 173  
*Paleolaria* 3  
*Parapiqueria* 17, 30, 52, 56, 136, 154, 161, 163, 194, 195, **210**, 213, 215, 390, pl. 78  
*Petasites* 3  
*Peteravenia* 35, 43, 48, 57, 295, **339**, 340, 341, 398, 405, 414, pl. 134  
*Phalacraea* 3, 20, 31, 49, 56, 138, **147**, 149, 161, 168, 192, pl. 45  
*Phanerostylis* 11, 38, 46, 56, 220, 222, 224, **227**, 228, 231, 285, fig. 5B, pl. 83  
*Phania* 3, 4, 18, 20, 31, 49, 56, 120, 137, 144, **145**, 147, 149, 436, 438, 455, pl. 44  
 sect. *Oxylobus* **436**  
*Pinillosa* 18, 20  
*Piptothrix* 17, 36, 37, 47, 57, 427, 428, **438**, 440, 442, 448, pl. 171  
*Piqueria* 1, 2, 3, 4, 5, 10, 17, 18, 20, 22, 30, 45, 48, 56, 85, 120, 136, 137, 147, 157, 159, 161, 166, **168**, 170, 186, 194, 213, 249, 292, 316, 361, 364, 365, 398, 408, 410, 419, 453, fig. 4H, pl. 57  
 sect. *Artemisioides* **363**, 365, 410  
 subg. *Erythradenia* **408**  
 subg. *Eupiqueria* **168**, 170  
*Piqueriella* 28, 31, 53, 56, 138, 159, 161, 163, **166**, 168, pl. 55  
*Piqueriinae* **136**, 137, 147, 168, 170, 266, 284, 306, 337, 339, 363, 388, 392, 453  
*Piqueriopsis* 4, 18, 20, 28, 30, 31, 45, 56, 136, 138, 159, 161, 163, **166**, 168, 186, 213, pl. 56  
*Pittocaulon* 442  
*Planaltoa* 4, 27, 33, 52, 57, 219, **260**, 262, pl. 101  
*Platypodanthera* 34, 54, 56, 85, 86, 104, **106**, 108, 144, pl. 25  
*Pleurocoronis* 22, 24, 34, 46, 57, 219, **237**, 239, 453, 455, fig. 5I, pl. 89

- Pluchea* 1, 199  
*Podophania* 4, 392, **453**, 455  
*Polyanthina* 17, 18, 37, 38, 51, 56, 195, **199**, 200, 201, 398, 399, pl. 71  
*Praxelinae* 11, 17, 18, 20, 26, 27, 28, 29, 44, 57, 128, 163, 184, 188, 210, 213, 253, 272, 291, 292, 293, 312, 316, 319, 359, **378**, 379, 380, 383, 385, 388, 392, 395, 397  
*Praxeliopsis* 4, 14, 18, 20, 31, 52, 57, 184, 379, 380, **392**, 395 pl. 157  
*Praxelis* 3, 17, 20, 22, 29, 35, 36, 50, 52, 57, 126, 379, **380**, 382, 383, 385, 388, 390, 392, 395, figs. 3D, 5D, pl. 153  
*Prolobus* 40, 54, 56, 87, **100**, 102, 112, pl. 22  
*Pseudobrickellia* 32, 38, 52, 57, 77, 219, 222, **256**, 258, 260, pl. 98  
*Pseudokrysteniopsis* 41, 47, 57, 219, **245**, 247, pl. 93, frontispiece  
*Psilosanthus* **270**, 272  
*Radlkoferotoma* 34, 53, 56, 136, 137, 138, **142**, pl. 42  
*Raulinoreitzia* 41, 55, 56, 73, **74**, 77, 84, pl. 9  
*Revealia* 33, 45, 56, 138, 178, **180**, 182, 438, pl. 62, frontispiece  
*Rosalesia* **220**  
*Rudbeckiinae* 20  
*Santusia* 42, 55, 57, 292, 293, 316, **326**, 328, pl. 127  
*Sartoria* **291**  
*Sartorina* 20, 22, 41, 47, 57, 124, 285, **287**, 291, pl. 112  
*Saussurea* 272  
*Schaezzellia* Klotz 182, 184  
*Schaezzellia* Sch.-Bip. 4, **182**, 458  
*Scherya* 34, 53, 56, 138, **150**, 152, 156, pl. 47  
*Schistocarpha* 1  
*Sciadocephala* 4, 20, 29, 30, 49, 56, 58, **60**, 61, 62, fig. 4A, pl. 2  
*Sclerolepis* 2, 3, 4, 16, 34, 56, 188, **192**, 193, pl. 68  
*Serratula* **270**, 272  
*Shawia* 3  
*Shinnersia* 33, 46, 56, 188, **190**, 191, 192, pl. 67  
*Sigesbeckia* 25  
*Spaniopappus* 4, 24, 35, 40, 41, 49, 57, 427, 428, 442, **444**, 446, 448, fig. 31, pl. 174  
*Sparganophorus* 192  
*Sphaereupatorium* 16, 36, 54, 57, 292, 294, 314, **321**, 337, pl. 124  
*Spilanthes* 217  
*Stachelina* 270, 272  
*Standleyanthus* 16, 40, 57, 415, 427, 428, **446**, 447, 448, pl. 175  
*Steleocodon* **147**  
*Stevia* 1, 2, 3, 4, 6, 8, 10, 17, 18, 20, 25, 29, 32, 46, 48, 49, 52, 56, 136, 137, 138, 161, **170**, 171, 172, 173, 174, 175, 178, 180, 182, 186, 233, 247, 249, 251, 253, 390, 427, 458, pl. 58  
sect. *Breviaristatae* **172**  
sect. *Corymbosae* **172**  
sect. *Eustewia* **172**  
sect. *Fruticosae* **172**  
sect. *Multiaristatae* **172**  
sect. *Podocephalae* **172**  
*Steviopsis* 32, 47, 57, 219, 222, 235, 243, 245, **247**, 249, 268, pl. 94  
*Steyrmarkina* 18, 28, 43, 55, 57, 292, 295, 349, 350, 363, **368**, 370, 371, 399, pl. 148  
*Stokesia* 22  
*Stomatanthes* 18, 26, 38, 53, 56, 64, **69**, 70, 71, 89, pl. 6  
subg. *verticifolium* **69**  
*Stylotrichium* 4, 8, 20, 22, 33, 34, 52, 56, 85, 86, 118, **122**, 124, pl. 34  
*Suprago* 3, **270**, 272, 273  
*Symphiopappus* 4, 8, 41, 55, 56, 73, 77, 79, **81**, 84, 113, 135, 258, 260, 272, 349, 371, 379, pl. 13  
*Tagetinae* 184  
*Tamaulipa* 6, 26, 40, 42, 48, 56, 85, 87, **132**, 312, pl. 39  
*Tamayoa* **213**, 215  
*Teixeiranthus* 18, 33, 53, 56, 136, 138, 152, **156**, 217, 241, pl. 50  
*Traganthes* **64**, 65, 67  
*Trichocoroniinae* 10, 26, 44, 56, 85, 144, **188**, 197  
*Trichocoronis* 4, 34, 46, 56, 144, **188**, 190, 191, 192, 197, 379, 388, pl. 66  
*Trichogonia* 4, 7, 18, 22, 33, 35, 50, 53, 56, 85, 86, **102**, 104, 106, 108, 128, 130, 135, 219, 241, 287, figs. 3A, 4G, pl. 23  
*Trichogoniopsis* 7, 20, 31, 35, 53, 56, 86, 102, **104**, 106, 130, 219, pl. 24  
*Trilisa* 2, 3, 4, 6, 32, 57, 270, 272, **275**, 277, 279, 280, 306, pl. 107  
*Trychinolepis* 337, **361**, 364, 365  
*Tuberostyles* 4, 16, 22, 33, 49, 57, 292, 293, **376**, 378, 415, pl. 152  
*Tussilago* 3  
*Uleophytum* 4, 42, 57, 292, 293, 363, **373**, 378, pl. 150  
*Uncasia* **65**, 67  
*Urbananthus* 18, 32, 41, 48, 57, 292, 294, 297, **300**, 301, 302, 304, pl. 115  
*Urolepis* 17, 37, 39, 54, 56, 87, **89**, 92, 398, 399, pl. 16  
*Ursinia* 12  
*Verbesina* 2  
*Vernonia* 2, 272  
*Viereckia* 43, 48, 57, 295, **312**, 314, pl. 121  
*Vittetia* 32, 54, 56, 85, 87, **110**, pl. 27  
*Wikstroemia* Endl. 295  
*Wikstroemia* Schrader 295  
*Wikstroemia* Spreng. 295  
*Willoughbya* **419**  
*Xetoligus* **170**

## INDEX TO THE ACCEPTED GENERA OF EUPATORIEAE

- Acanthostyles 74  
Acritopappus 138  
Adenocritonia 302  
Adenostemma 58  
Ageratella 233  
Ageratina 428  
Ageratum 142  
Agrianthus 118  
Alomia 239  
Alomiella 208  
Ambroa 376  
Amolinia 401  
Antillia 304  
Aristeguetia 343  
Arrojadocharis 118  
Asanthus 233  
Ascidiogyne 152  
Asplundianthus 346  
Austrobrickellia 253  
Austrocritonia 349  
Austrocupatorium 67  
Ayapana 195  
Ayapanopsis 195  
Badilloa 350  
Bahianthus 113  
Barroetea 224  
Barrosoa 92  
Bartlettina 403  
Bejaranoa 99  
Bishopiella 124  
Bishopia 324  
Blakeanthus 149  
Brickellia 220  
Brickelliastrum 228  
Campovassouria 79  
Campuloclinium 126  
Carminatia 249  
Carphephorus 277  
Carpochaete 178  
Carterothamnus 458  
Castanedia 354  
Cavalcantia 154  
Chacoa 332  
Chromolaena 383  
Ciceronia 306  
Condylidium 206  
Condylodidium 266  
Conocliniopsis 97  
Conoclinium 130  
Corethamnium 354  
Critonia 295  
Critoniadelphus 298  
Critoniella 341  
Cronquistia 178  
Cronquistianthus 366  
Crossothamnus 262  
Dasycodyle 94  
Decachaeta 406  
Diacranthera 94  
Dissothrix 251  
Disynaphia 77  
Dyscritogyne 241  
Eitenia 395  
Ellenbergia 159  
Erythradenia 408  
Eupatoriastrum 319  
Eupatorina 308  
Eupatoriopsis 388  
Eupatorium 64  
Ferreya 163  
Fleischmannia 285  
Fleischmanniopsis 310  
Flyriella 231  
Garberia 280  
Gardneria 157  
Gongrostylus 201  
Goyazianthus 258  
Graziella 79  
Grisebachianthus 328  
Grosvenoria 352  
Guayana 410  
Guevaria 161  
Gymnocondylus 206  
Gymnocoronis 62  
Gyptidium 89  
Gyptis 87  
Hartwrightia 282  
Hatschbachiella 71  
Hebeclinium 399  
Helogyne 264  
Heterocondylus 204  
Hofmeisteria 453  
Hughesia 361  
Idiothamnus 335  
Iltisia 186  
Imeria 357  
Isocarpha 215  
Jaliscoa 440  
Jaramilloa 450  
Kaunia 448  
Koanophyllon 314  
Kyrsteniopsis 243  
Lasiolaena 120  
Lepidesmia 213  
Leptoclinium 258  
Liatris 270  
Lithothamnus 110  
Litrisa 273  
Lomatozona 390  
Lorentzianthus 330  
Lourtegia 132  
Macropodina 128  
Macvaughiiella 182  
Malmeanthus 359  
Malperia 235  
Matudina 412  
Metastevia 175  
Mexianthus 335  
Microspermum 184  
Mikania 419  
Monogereion 210  
Morithamnus 115  
Neocabreria 371  
Neocuatrecasia 108  
Neohintonia 337  
Neomirandea 415  
Nothobaccharis 324  
Oaxacania 456  
Ophryosporus 363  
Osmiopsis 397  
Oxylobus 436  
Pachythamnus 442  
Parapiqueria 210  
Peteravenia 339  
Phalacraea 147  
Phanerostylis 227  
Phania 145  
Piptothrix 438  
Piqueria 168  
Piqueriella 166  
Piqueriopsis 166  
Planaltoa 260  
Platypodanthera 106  
Pleurocoronis 237  
Polyanthina 199  
Praxeliopsis 392  
Praxelis 380

- Prolobus 100  
Pseudobrickellia 256  
Pseudokyrsteniopsis 245  
Radlkoferotoma 142  
Raulinoreitzia 74  
Revealia 180  
Santosia 326  
Sartorina 287  
Scherya 150  
Sciadocephala 60  
Sclerolepis 192  
Shinnersia 190  
Spaniopappus 444  
Sphaereupatorium 321  
Standleyanthus 446  
Stevia 170  
Steviopsis 247  
Steyermarkina 368  
Stomatanthes 69  
Stylotrichium 122  
Symphyopappus 81  
Tamaulipa 132  
Teixeiranthus 156  
Trichocoronis 188  
Trichogonia 102  
Trichogoniopsis 104  
Trilisa 275  
Tuberostyles 376  
Uleophytum 373  
Urbananthus 300  
Urolepis 89  
Viereckia 312  
Vittetia 100

