

TOS  
102A

# TYPE SPECIMENS OF BIRD SKINS

in the

UNIVERSITY  
MUSEUM OF ZOOLOGY, CAMBRIDGE,  
UNITED KINGDOM

C.W. Benson



BRITISH ORNITHOLOGISTS' CLUB OCCASIONAL PUBLICATIONS

No. 4

1999

Natural History Museum Library



000081024







*Psittacula exsul*: last reported 1875.

Upper birds: ♀ and ♂; in the critically endangered *Hibiscus liliiflorus*

Lower bird: ♂; feeding in the extinct *Syzgium balfourii*

*Life reconstruction by Julian Hume*




# TYPE SPECIMENS OF BIRD SKINS

in the

UNIVERSITY  
MUSEUM OF ZOOLOGY, CAMBRIDGE,  
UNITED KINGDOM

C.W. BENSON

*Edited by*  
K.A. Joysey



**BOC Occasional Publications No. 4**

Published by  
the BRITISH ORNITHOLOGISTS' CLUB  
in association with  
the UNIVERSITY MUSEUM OF ZOOLOGY, CAMBRIDGE



1999



ACC. 321731-1001

c/o B.O.U.  
The Natural History Museum,  
Akeman Street, Tring.  
Hertfordshire HP23 6AP

British Ornithologists' Club  
Registered Charity No. 279583

ISBN 0 9522886 3X

British Library Cataloguing-in-Publication Data

A catalogue record for this book is available from the British Library

© University Museum of Zoology, Cambridge 1999

Illustrations

© Frontispiece; and *Psittacula exsul* Julian Pender Hume

© *Conopophaga ruficeps* Photographic Unit TNHM

Type specimens of Bird Skins in the University Museum of Zoology, Cambridge,  
United Kingdom

British Ornithologists' Club Occasional Publications No. 4

Printed in Great Britain by:  
Latimer Trend & Company Ltd, Plymouth



# FOREWORD

The *Bulletin of the British Ornithologists' Club* has been published without interruption since the Club was founded in 1892. In the Club's centenary year a series of *Occasional Publications* was launched to augment the 'publication of scientific information connected with ornithology' which is a stated object of the Club. This volume is the fourth of the series.

It is a pleasure for the Club to have the opportunity to publish the late Constantine Benson's catalogue. Con had a long association with the *Bulletin*, the first of his many papers to be published in it appeared in 1936 and he was to become Editor from 1969 to 1974, during the time he was connected with the UMZC.

He was not able to complete the final draft of his manuscript before his death in 1982 and a series of unfortunate delays has prevented publication until now. It is regretted that it has not been possible to address changes in nomenclature since 1982 here, nevertheless, this book is presented as a tribute to Con Benson's great contribution to ornithology, particularly of south central Africa and the Malagasy Region, and the work he did to cherish the very important collections at Cambridge.

Our thanks are due to Professor Michael Akam, Director of the Museum, who arranged for every assistance to be given to facilitate publication, and to the staff at the Museum, Mr Ray Symonds, Ms Beatrice Willis, Ms Yvonne Barnett, and particularly Ms Ann Charlton for their help. We are grateful to the Editor, Dr Kenneth Joysey for all the work he has done to prepare the manuscript for press.

It is largely due to the efforts of the late Ronald Peal, Chairman of the Club 1989–1993, that we are publishing this volume. The inclusion of colour plates has been funded out of donations to the Club's Publication's Fund given in his memory by his family and friends, and from other generous donations to the Fund by members of the Club.

It is hoped that *Type Specimens of Bird Skins in the University Museum of Zoology, Cambridge* and others in the B.O.C. *Occasional Publications* series will help to make data about museum collections more widely accessible not only to professional ornithologists but also all those with an interest in natural history.

AMBERLEY MOORE  
*British Ornithologists' Club*  
September 1999



# CONTENTS

<i>Foreword</i> . . . . .	iii
<i>Editor's Preface, an appreciation of Con Benson</i> . . . . .	vii
Introduction . . . . .	1
Acknowledgements . . . . .	3
List of Authors describing taxa included in the catalogue . . . . .	5
<b>Catalogue of Type Specimens of Bird Skins in the University Museum of Zoology, Cambridge, United Kingdom</b> . . . . .	29
<i>Appendix 1: Possible syntype material from Nepal, ex B.H. Hodgson</i> . . . . .	189
<i>Appendix 2: Material from Grand Comoro, ex L. Humblot</i> . . . . .	199
<i>Bibliography</i> . . . . .	201
<i>Publications of C.W. Benson</i> . . . . .	207



# EDITOR'S PREFACE

## An Appreciation of Con Benson

Con Benson worked in the Overseas Civil Service from 1932 to 1965, and during that period he became recognised as an international authority on African birds. I first met him in 1965 when he 'retired' to Cambridge. He was sponsored by Professor 'Bill' Thorpe (Director of the Sub-department of Animal Behaviour) and Dr Hugh Cott (Curator of Vertebrates) who recommended him to Professor Carl Pantin (Head of the Department of Zoology) and Dr Rex Parrington (Director of the University Museum of Zoology) as someone suitable to curate the bird collections in the Museum. For many years previously the bird collections had been part of the responsibility of a succession of Curators of Vertebrates, each of whom had looked after their physical needs, but none of them had been primarily an ornithologist. In consequence, the taxonomic nomenclature was outdated and the catalogues had become increasingly difficult to use.

The Leverhulme Trust generously provided a supplement to Con's Civil Service Pension, plus some funds to cover travelling expenses between Cambridge and the British Museum (Natural History) collections at Tring, for three years in the first instance. It was agreed that Con should spend half his time on his own research and half on curation of the collections.

It so happened that 1965 was not the ideal time to launch such a project because this was the year that the old Museum of Zoology was demolished to make way for the new building on essentially the same site. At that time I was Assistant Curator in the Museum and responsible for emptying the old building. Only those parts of the collections which were needed for teaching could be housed in a temporary hut on the edge of the site, and most of the collections were moved to a series of store rooms distributed around Cambridge. A special effort was made to retain access to the bird skin cabinets so that Con could start his work, whereas many other sections of the Museum's research collections were packed tight and remained unavailable for several years. During the third year of his work Con submitted a progress report, on the strength of which his Leverhulme Trust grant was extended for a further two years, i.e. until 1970. In the meantime, Hugh Cott had retired and I had been appointed Curator of Vertebrates, one of my responsibilities being to plan the move of the bird collections into the new Bird Room. In addition to the old storage cabinets we had some old display cabinets which could be turned to storage, and a set of new cabinets. These had been designed to match the old cabinets and could be used to relieve overcrowding of the drawers. Obviously Con and I worked closely together on planning the lay-out of the storage cabinets in the new Bird Room.

The actual move took place during the last quarter of 1970, by which time Con's Leverhulme Trust grant had finished and he was continuing his work in the Museum as an unpaid volunteer. In the meantime Rex Parrington had retired and I had been appointed as Director of the Museum and Strickland Curator (responsible for the birds). This latter title was somewhat embarrassing as I was not an ornithologist, but the University

Ordinances specified that the Strickland Curatorship could only be held jointly with one of the Curatorships or the Directorship. So here was Con Benson, still curating the bird collections as a volunteer, and here was I given the title of Strickland Curator which I could only interpret in terms of having the responsibility to ensure that the bird collections were safeguarded and well curated. I could only achieve this by facilitating Con's work in every possible way. I took it upon myself to try to obtain another grant on his behalf. My respect for Con and my admiration for his achievements are summarised in a letter of application to a charitable Trust which I wrote at that time, and which I quote here (omitting financial details):

I write regarding Mr C. W. Benson, an ornithologist of international reputation, who retired from the Game and Fisheries Service in Northern Rhodesia [Zambia] in 1965 at the age of 56.

Benson has written a very large number of papers on the systematics of African birds, and apart from being a first-rate taxonomist his work is enriched by much ecological and general biological information, and in that respect it is a model of what systematic work should be. In the course of some thirty years experience of African avifauna Benson has explored with great thoroughness the complicated ornithology of Nyasaland [Malawi] and produced a definitive checklist of the birds of that country. Whilst posted to Abyssinia [Ethiopia] during the war, he managed to make an outstanding collection and published his field notes and ecological data. Since he has been in Northern Rhodesia he has, as a result of extensive field work, taken a major share in the production of a revised and amplified checklist of the birds of that region. His papers here include a valuable study of local variations in birdsong. In 1958 he led the Centenary Expedition of the British Ornithologists' Union to the Comoro Islands with great efficiency and success. The results were published in 1960 in the Centenary Expedition volume of the *Ibis*, **103**, pp. 1-106.

In 1965 we had in the museum here a very large collection of birds, of which the extensive collections of Alfred Newton formed the basis. These collections had not been worked upon adequately since the time of Hans Gadow, and had never been reclassified and arranged according to modern ideas. We were extremely fortunate in securing the services of such an outstanding avian taxonomist as Benson on his retirement from Africa, and during the last five years he has been engaged in research and curating our collection of birds.

When he first came to Cambridge, Benson started his research on the Newton 'Madagascar' collection. This collection contains 1,091 specimens collected by Edward and Alfred Newton from Mauritius, Madagascar, the Seychelles and Rodriguez between 1859 and 1905. Benson's report of 1966 states: "The collection includes the types of at least 26 valid forms. The two most valuable specimens of all are undoubtedly a male and female of the Parrot *Psittacula exsul* of Rodriguez. It seems to have become extinct about 1875, and there seems to be no other specimen in existence. Other plums are six specimens of *Psittacula eupatria wardi* of the Seychelles, extinct since about 1890; apparently the only specimen from the Malagasy region of *Falco peregrinus calidus*; five specimens of the Shearwater *Puffinus lherminieri bailloni* from Mauritius, only represented in the British Museum from the Maldives and Seychelles; two specimens from the Seychelles of *Ixobrychus sinensis*, otherwise not known nearer than Ceylon; and six specimens of the Vanga *Xenopirostris polleni*, of which the Franco-Anglo-American Mission collected only one."

By the end of 1967 Benson reported that 10,074 specimens had been recatalogued under modern nomenclature, about two-fifths of the Cambridge collection. 179 forms had been discriminated as type material, and 52 as extremely rare. In his publications at that time Benson drew attention to two species of Rails which live respectively in Africa and South America,

which had not previously been considered as closely related. This point was brought to light in the course of his cataloguing, as have several others of this nature. But much the most important undertaking was a comprehensive survey of the African and Malagasy Flufftails (*Sarothrura*) in collaboration with M.P. Stuart Irwin, of the National Museum, Bulawayo, and G.S. Keith, of the American Museum of Natural History. Keith was mainly responsible for the voice aspect, having tape-recorded the calls of seven out of the nine species. Irwin and Benson tackled most of the remainder of the work, including a discussion of the phylogeny of the various species, and under each one, notes on its taxonomy, ecology, breeding and movements. By 1970 Benson reported that he had now catalogued over 18,500 specimens (including 299 types). In 1967–68 Benson was invited to take part in the royal Society expedition to Aldabba, and visited the region for a total of nearly four months and he has applied to the Royal Society for a grant in support of a three month visit to Madagascar during 1971.

For a long time, in fact for many years, the scientific use of the Cambridge collections has been extremely difficult. As a result of Benson's work we are now getting to the point when the collections can be really studied and Cambridge is becoming a focal point for ornithologists visiting this country from overseas. The high historical interest in particular of these collections cannot be over emphasized.

Benson's combination of field and museum research is in my opinion very valuable because it makes the collections much more useful to ecologists and others, and there are very few people today who are both able and willing to do it. Furthermore, the importance of the curating of collections made long ago is more clearly seen now that the need for conservancy of animals has become recognised. Such collections as ours can never be replaced.

Few can rival Benson's contribution to our fundamental knowledge of the avifauna of Africa and the Malagasy region. I enclose a list of his publications during the last five years while he has been supported by the Leverhulme Trust. I submit to you that this work deserves continued support, and earnestly request your consideration of this matter.

Unfortunately, this particular application was unsuccessful, but a copy of this letter had also been sent, for information, to Mr L.M. Harvey, then Deputy Secretary General of the Faculties. Almost a year later the General Board of the University approved a non-pensionable payment to Con Benson to enable him to continue his work on the bird collections in an unestablished capacity, at a rate slightly higher than his Leverhulme Trust grant, plus travelling expenses, for a period of five years until he reached the University's retirement age, plus an honorarium to partly cover the year he had worked as a volunteer, all provided by an IBM benefaction to the University. We were delighted by this recognition of the value of Con's work, even though it was tinged with regret that the General Board were unwilling to accept a proposal which would have allowed the title of Strickland Curator to be transferred to Con.

During the year that Con had continued his work as a volunteer he reported to me the progress that he had made during the previous  $5\frac{1}{2}$  years: he had catalogued 24,768 specimens, of which 371 had been discriminated as type material, both figures being exact. He could only guess at the number of bird skins which remained uncatalogued, somewhere between 3,000 and 5,000. During the same period the entire collection had been moved into the new building, and the collections spread into the new cabinets. He had also kept up a stream of publications, including an account of the Cambridge collection of birds from the Malagasy Region, and participated in the Royal Society expedition to Aldabra.

From November 1972–January 1973 Con was privileged to participate in an expedition to Madagascar, under the leadership of Dr Paul Griveaud and accompanied by

Mr Andrew Williams. During November a series of letters began to circulate around the world of conservation which implied that because Benson and Williams had been given 'carte blanche' to collect and because they had two guns with them, then it was likely that the guns would be used "to collect rather indiscriminately a series of rare endemic birds". It was suggested that steps should be taken "to put a stop to what we feel is a totally unnecessary and disastrous expedition which can do nothing but harm to many of the endemic populations".

On receipt of letters containing these allegations, Professor Thorpe sought my opinion. I expressed the view that these statements implied a complete lack of trust in Benson. I pointed out that if Benson had been given 'carte blanche', "then surely this indicates that Benson is respected and trusted there, as he is in Cambridge". I did not believe that Benson would be anything other than moderate in his collecting and I expressed concern that these allegations might interfere with Benson's treasured few weeks in Madagascar. Nevertheless, having sought the support of I.C.B.P. two emissaries volunteered to go to Madagascar in order to confront Benson and Williams.

Subsequently, Con provided me with a copy of a document signed by these two emissaries, which included the statement: "We declare that as a result of our visit to Madagascar in December 1972, we are satisfied that no indiscriminate collecting was done by either Benson or Williams. Both were members of the RCP225 Ecological Expedition of the French C.N.R.S, which was led by Dr Paul Griveaud, under the authority of Rector R. Paulian of Bordeaux University. We also state that we found the expedition to be totally in accord with the authorities of the Malagasy Government. We apologise for any misunderstandings that might have caused harm to the reputations of Benson or Williams." I only wish that this statement had been as widely circulated as the original damaging allegations. The results of this expedition to Madagascar were published in 1976.

During the next few years, until his second retirement in 1976, Con continued researching the collections, and continued his stream of publications. He also gave four lectures to our advanced students on the process of speciation as illustrated by the present and inferred past distribution of birds in Africa south of the Sahara: the final lecture was devoted solely to Madagascar. In demonstrations accompanying the lectures, more than 200 skins from the Museum's bird collections were used. Con also arranged exchanges of specimens between Cambridge and the National Museum of Rhodesia, Bulawayo in 1970, 1974 and 1975. When seeking permission for one of these exchanges he wrote "Since 1965 we have added a lot more from Rhodesia [Zimbabwe], Zambia and Tanzania (and indeed some also from Zaïre and Ghana)".

As Con made the collections more available, the number of enquiries steadily increased, and he also devoted much of his time to receiving visitors. He gave up lecturing after his second retirement in 1976, but otherwise he continued to work in the Bird Room as a volunteer. In 1981 he was instrumental in arranging that about 64 bird skins and 56 deep frozen birds, collected by the British Antarctic Survey, should be transferred to the Museum.

On 10 November 1981 he submitted to me the first draft of his account of type specimens of bird skins in the Museum, which he always referred to as his 'Catalogue of Types': it was more formally entitled "Type specimens of birds (skins) in the University Museum of Zoology, Cambridge, United Kingdom". In a covering letter he stated that he "began



work in earnest on this account some 3½ years ago", i.e. about May 1978, but other correspondence indicates that he had already started in June 1977. He indicated that many of these types had been discriminated during the preliminary cataloguing, which had been completed some 10 years previously, although, with more experience at least 25% of the total *circa* 600 taxa had been picked up since. He stated: "This work has of course been performed since my retirement, and has involved numerous visits to Tring to check up on various points by comparison of specimens. I scarcely need add that I am in no way suffering under a sense of self-pity. Quite the contrary, it has been very much a labour of love, which has helped me maintain a sense of purpose and retain a modicum of energy. I'm sure you'll understand my desire to see this work brought to fulfillment. One likes to think it might even prove some service to the University."

I told Con that I agreed that his 'Catalogue of Types' should be published and we discussed the best means of achieving this. Con suggested that a total of 250 copies would cover world needs, and we agreed that the best means of achieving this was to produce a camera-ready typed copy. We were privileged to have the services of the most accurate typists available in the Department of Zoology and starting early in 1982, section by section was typed, checked, corrected, and sometimes retyped.

Correspondence dated 30 August 1982 indicates that Con was returning pages 159–178 to one of the typists for correction. This suggests that there were still over 100 pages to be typed about 3 weeks before Con died, on 21 September 1982. His obituary from *The Times* is reprinted here, with permission:

### OBITUARY

Mr C. W. BENSON

Major contributions to tropical ornithology

Mr Constantine Walter Benson, who died in Cambridge on September 21, was one of the last of the officials of the Colonial Service who made major contributions to tropical ornithology.

Born in 1909 and educated at Eton and Magdalene College, Cambridge – where he was contemporary with David Lack, who also became an outstanding ornithologist – he entered the Colonial Service in 1932 and from then until his retirement in 1965 spent the greater part of his time in Nyasaland (Malawi) and Northern Rhodesia (Zambia).

In 1941–42, appointed a Political Officer in the Occupied Enemy Territory Administration in southern Abyssinia, he had an opportunity to explore what was then one of the ornithologically least known parts of Africa, and put his spare time to such good use that he not only made important ornithological discoveries but also, it is said, fired so many rounds from his shot-gun over such a wide area that the Italians refrained from attacking what they thought must be a very large force. Systematic collecting was, of course, an essential first stage in the investigation of any rich and unknown avifauna.

He had chosen the administrative branch of the colonial Service knowing that it would give him plenty of opportunity for original research in birds, and in 1952 the substantial contribution that he had made was officially recognised: he was transferred from Malawi to the Northern Rhodesian Game and Fisheries Department, where he remained until 1965. After leaving Africa he settled in Cambridge, where he continued his own research and also devoted himself to the curation of the university's important bird collection.

Con Benson (as he was universally known to fellow ornithologists) had the distinction of discovering four new species of birds, but these were only the highlights. His main achievement was his immensely thorough and critical collation and systematisation of knowledge of the birds of south-central Africa. He produced four standard works, on the birds of Malawi and Zambia, which were at once recognised as models of their kind. In these he succeeded in presenting in concise form, for each species, the essential information on distribution, geographical variation, breeding and migration, with full documentation, and the reader could rely on every detail having been carefully checked. It is probably no exaggeration to say that in his publications over 45 years, numbering some 300, he contributed more than anyone else to systematic knowledge of tropical African birds.

For his work in Africa, administrative and ornithological, he was appointed OBE in 1965. He received the Union Medal of the British Ornithologists' Union in 1960, and the Gill Medal of the South African Ornithological Society in 1980.

In 1958, on extended leave from his duties in Zambia, he was invited to lead the centenary expedition of the British Ornithologists' Union to the Comoro Islands between Africa and Madagascar. Thus began Con's second main interest, in the ornithology of the Malagasy region.

In 1967–68, when the Indian Ocean atoll of Aldabra was threatened with the construction of an air base, he was invited to join the Royal Society's Aldabra expedition and it was here that he discovered the Aldabra Brush-warbler, one of the world's rarest birds. Later he carried out field work in Madagascar. True to form, his reports on the birds of these islands are now basic contributions to our knowledge of the avifauna of the western Indian Ocean.

In 1943 he married Florence Mary Lanham, then a botanist at the Transvaal Museum, and from then on enjoyed her constant support and collaboration in some of his publications.

Always a most unassuming man, devoted to his work and his family, he was never concerned with his own advancement but only that his work should so far as possible be sound. He was also generous with his time and knowledge, sometimes spending so much time helping colleagues with their work that he was always, in his later years, in danger of neglecting his own.

© *The Times*, 1982

On the 3 October 1982 Molly Benson wrote "In fact the Museum was like 'home' to him, and kept him so happily occupied in his retirement". Molly continued Con's work after his death and I promised her that the 'Catalogue of Types' would be printed and distributed by the Museum, just as I had arranged with Con. I have records that Molly and Mrs Hawksley held sessions checking the 'Types' typescript during October and November 1982. I have no record of when they were finished, but Molly continued to represent Con in the Bird Room until she moved to Norfolk in March 1986. I know that during that period two problems arose. Firstly, although the final copy was supposed to be camera-ready, it was rather easy to find typographical errors. Indeed, Con had been far from well when he was checking the typescript a few weeks before his death. Secondly, the plate illustrating samples of hand-writing could not be found among Con's papers in the Bird Room: only a draft photocopy turned up many years later. The first problem was accentuated by the fact that the typewriter which had been used was no longer available, having been superseded by another with a quite different typeface. I was advised that this problem could be overcome by a new scanning technique which was being tested by the Company of Biologists. I spent a considerable time checking the earlier corrections and listing points for attention.

Molly Benson first expressed concern in 1987 that the 'Catalogue of Types' and Con's 'Bibliography' (his list of publications) had not yet been published. I deeply regret that she was so worried as to whether my promise would be kept, and I did my best to reassure her that Con's work would somehow be published.

Meanwhile, I obtained estimates for the cost of printing and binding by the University Printing Service and even informed Molly of their opinion that once the typescript had been scanned, it ought to be possible to publish within a few weeks. It was most unfortunate that her hopes had been raised because I was then advised to delay scanning for about two years until the technology had improved.

At this stage it seemed that progress could best be made by re-typing the entire work on a word processor, and my secretary (Ann Charlton) produced some sample pages: it was still our intention to produce a perfect camera-ready copy.

The existence of Con's 'Catalogue of Types' was widely known among ornithologists: indeed many visitors had been given access to it. In 1991 I was approached by Mr Ronald Peal, then Chairman of the British Ornithologists' Club, who suggested possible financial assistance to enable publication of the 'Catalogue of Types'. I explained the problems which had arisen, as set out here, and assured him that the problem was not financial, but one of finding time to re-type on a word processor and then check and correct the whole. I was on sabbatical leave in 1992 and required by the University to give priority to my own research.

It was now becoming evident to me that just as Con had undertaken to produce the 'Catalogue of Types' during his retirement, it was increasingly likely that I would have to keep my promise to him during my own retirement. As for many others in recent years, the total demands of my job now exceeded the time available and it became essential to give priority to teaching, which cannot be deferred, and to the administration necessary to safeguard the future of the Museum itself.

Now that I have retired I am grateful to my successor, Professor Michael Akam, and to Mrs Amberley Moore of the British Ornithologists' Club for encouraging and enabling me to keep my promise to Con and Molly Benson. It has not been an easy ride. We agreed to use the improved technology even though we were warned that the scanner would not be able to discriminate between certain letters and numbers. The error rate was far greater than we expected and after Ann Charlton and myself had spent many weeks check-reading the printout against the original, it emerged that the disc itself was corrupted. It was necessary to re-scan and inevitably different errors appeared. As I write this preface I am aware that several hundred corrections are waiting to be incorporated, and that in due course it will be essential to check-read the whole publication again.


I must make it clear that although I have written this Editor's Preface, I am not the sole editor of this publication but a member of an editorial team. My editorial colleagues who have contributed so much to the eventual publication of Con's work are, for the UMZC, the late Mrs Molly Benson and Ms Ann Charlton, and for the BOC, Mrs Amberley Moore and Mr James Jobling. All of them have spent a great deal of time working on this project. I am very grateful to them and to other members of the BOC – Dr C.T. Fisher, Dr R.P. Prÿs-Jones, Dr C.G. Violani, Mr M.P. Walters, and Mrs F.E. Warr, all of whom were kind enough to provide answers to problems raised during the preparation of the manuscript for press.

Finally, it must be remembered that this publication reflects the late Con Benson's conclusions as they stood in 1982: it does not take account of opinions expressed in any subsequent publications.

K.A. JOYSEY  
*Former Director and Strickland Curator*  
University Museum of Zoology, Cambridge.  
August 1999







*Psittacula exsul*: skin studies based on ♂ (right) and ♀ (left). 18/Psi/67/h/1,2

*Julian Hume*



*Rufous crowned Flatbill female.*  
*Con. ruficeps. Sw.*

Plate 68. *A Selection of the Birds of Brazil and Mexico. The Drawings by William Swainson.* London. Henry G. Bohn. 1841.

*Conopophaga ruficeps* Swainson ♀, 27/Con/1/g/4, which bears a reference by Swainson "Orn.Dr.pl.73". [The correct number is 68]

Photographic Unit BMNH



# INTRODUCTION

On my retirement after 33 years as a civil servant overseas in Malawi and Zambia (1932–65), Professor W.H. Thorpe was instrumental in my obtaining employment in the University Museum of Zoology, Cambridge. My principal assignment was to rearrange the collections and to compile a catalogue, of the some 30,000 bird skins. This catalogue was to accord with a modern system of nomenclature, for which Peters *et al.* (1931–87) was at the time the only possible choice.

After the death in 1907 of Professor A. Newton, who had played so important a part in the accumulation of these collections, Gadow (1910) published a general account of them. Since then, only some 1,000 specimens have been added, most of them from Africa, thanks to various of my friends still living there.

Although the collections are relatively small in total numbers, in a context of those in other museums in Europe as a whole their significance is considerable. I have been much struck by the historical importance, particularly by the high proportion of type material, involving over 600 taxa. So, on completion of the actual cataloguing, it was felt essential to prepare an account of this material, all of which was described as new to science within the period 1820–93. The necessity for this was further borne in on me by the references to the accounts of type material and related matters in various museums as listed by Warren and Harrison (1973: vii–viii), and is furthermore in accord with Recommendation 72D(4) of the International Code of Zoological Nomenclature (1964). Since Warren and Harrison published their list, further accounts have been provided by Dowsett (1973, 1978), Greenway (1973, 1978), Wagstaffe (1978), Plenge (1979) and Arbocco, Capocaccia and Violani (1979).



# ACKNOWLEDGEMENTS

Included are some names of past as well as still serving members of certain institutions. In the Department of Zoology, Cambridge, in the University Museum, my indebtedness to Dr K.A. Joysey, the Director,<sup>1</sup> and R.D. Norman, Senior Assistant, is outstanding. My wife, Mrs F.M. Benson, has also helped continually. In the departmental library (including the Balfour and Newton Libraries), I have had every assistance from Dr A.V. Grimstone, R.T. Hughes, Mrs A. Randall and Miss J. Sanderson. The typing of the manuscript was done by Mrs P.M. Greenhalgh, Mrs A.E. Hill and Mrs J. Schreiber. J.W. Rodford helped with the manuscript and Mrs P. Hawksley helped with the proof reading.

Many specimens have been taken to the British Museum (Natural History), Tring, for comparison. There I have had all possible help from Dr D.W. Snow, I.C.J. Galbraith, Miss R.L.M. Warren, D. Goodwin, D.J. Freeman, Dr C.J.O. Harrison, S.A. Parker, D.K. Read and Mrs A. Vale. Other sources of assistance include: Academy of Natural Sciences, Philadelphia, Dr J. Bond; American Museum of Natural History, New York, Dr E. Eisenmann, Dr J.C. Greenway, Prof. L.L. Short; Australian Museum, Sydney, H.J. de S. Disney; Carnegie Museum, Pittsburgh, Dr K.C. Parkes; Durban Museum, P.A. Clancey, W.J. Lawson; International Commission on Zoological Nomenclature, R.V. Melville; Linnean Society of London, T. O'Grady; Merseyside County Museums, Liverpool, Dr M.J. Lagen, Miss C.T. Fisher, Mrs N. McMillan, P.J. Morgan, R. Wagstaffe; Muséum National d'Histoire Naturelle, Paris, Prof. J. Berlioz, Dr C. Erard, C. Jouanin; National Museum of Natural History, Smithsonian Institution, Washington, Dr G.E. Watson; National Museum of Zambia, Livingstone, R.J. Dowsett; National Museum of Zimbabwe, Bulawayo, M.P. Stuart Irwin; Oxford University Zoological Collections, K.C. Davies, J. Hull; Percy FitzPatrick Institute, University of Cape Town, R.K. Brooke; Rijksmuseum van Natuurlijke Historie, Leiden, Dr G. F. Mees; National Museum of New Zealand, Wellington, J.A. Bartle; Transvaal Museum, Pretoria, Dr A.C. Kemp.

I am also most grateful to those who have advised on particular points: Dr B. Biswas, T.P. Inskipp and his wife Mrs C. Inskipp (Hodgson material from Nepal); Dr A.R. Phillips (Bullock material from Mexico described by Swainson); Dr D.L. Serventy (Australian material); Dr F.J. Sulloway (Geospizine material from Voyage of H.M.S. *Beagle*); Dr C. Violani (E. Newton syntypes from Anjouan, and Picidae sent by Strickland to Malherbe, in Turati collection; two Salvadori syntypes). Others who have helped include Prof. E. Mayr, Dr J.H. Becking, Dr W.R.P. Bourne, J.M. Forshaw, Dr C.H. Fry, M.E.J. Gore, Dr L.G. Grimes and Dr E.O. Willis.

---

<sup>1</sup> Dr Joysey retired from his post in the Museum in 1995 but can be contacted through the Museum of Zoology, at Cambridge.



# LIST OF AUTHORS DESCRIBING TAXA INCLUDED IN THE CATALOGUE

In this section the same abbreviated reference to Peters *et al.* (1931–87) and abbreviations for certain museums are used as explained in the section Information in the Catalogue. Information about many of the authors has been derived from Sharpe (1906), Whittell (2, 1954), Prestwich (1963), Wynne (1969), Stresemann, (1975) and Ibis, Jubilee Suppl., (1908). For those who were also entomologists, see Gilbert (1977). A list, with the number of taxa described by each author, is shown in Table 1.

BARTLETT, E., 1836–1908: Curator of the Maidstone Museum, later of the Sarawak Museum. *Sarothrura watersi* (P2:197).

BLYTH, E., 1810–73: Curator of the Museum of the Asiatic Society of Bengal, Calcutta, 1841–62. *Chloropsis cochinchinensis jerdoni* (P9:305).

BONAPARTE, Prince Charles, 1803–57: Nephew of Napoleon Bonaparte. Stresemann (1975) dedicates a chapter to him. *Glaucidium j. jardinii* (P4:130).

BRANDT, Professor J.F., 1802–79: Professor of Zoology and Comparative Anatomy, Academy of St Petersburg. *Prunella a. atrogularis* (P10:9); *Emberiza c. cioides* (P13:11), *Emberiza bruniceps* (P13:28): ex Strickland.

DRESSER, H.E., 1838–1915: An authority on birds of the Palaearctic. Author of monographs of the Meropidae and Coraciidae. *Limicola falcinellus sibirica* (P2:287): ex Strickland.

DRUMMOND, H.M., later Col. H.M. Drummond-Hay, 1814–90: First President of the British Ornithologists' Union. *Corvus monedula soemmerringii* (P15:261): ex Strickland.

FEILDEN, Col. H.W., 1838–1921: Many specimens in the UMZC collected by him, chiefly from Natal and Barbados. *Phoenicopterus minor* (P1(ed.2):270.)

GOSSE, P.H., F.R.S., 1818–89 (as per Wynne, but 1810–88 per Gilbert): Author of Gosse (1847), in which all seven taxa are described: *Geotrygon versicolor* (P3:133); *Tachornis p.phoenicobia* (P4:254); *Contopus caribaeus pallidus* (P8:135), *Myiarchus barbirostris* (P8:195), *Myiarchus s. stolidus* (P8:205); *Petrochelidon f. fulva* (P9:122); *Loxipasser anoxanthus* (P13:157): ex Strickland.

## 6 LIST OF AUTHORS DESCRIBING TAXA IN THE CATALOGUE

TABLE 1

Taxa described as species new to science, represented by type material in the University Museum of Zoology, Cambridge (UMZC)

<i>Authors</i>	<i>Total number</i>	<i>Number valid*</i>	<i>Authors</i>	<i>Total number</i>	<i>Number valid*</i>
Bartlett	1	1	Newton, A.	9	7
Blyth	1	1	Newton, E.	12	12
Bonaparte	1	1	Newton, A. & E.	1	1
Brandt	3	3	Ogilvie-Grant	2	2
Dresser	1	1	Ogilvie-Grant & Forbes	1	1
Drummond	1	—	Pollen	1	1
Feilden	1	—	Richardson	1	1
Gosse	7	4	Ridgway	1	1
Gould	10	8	Salvadori	1	1
Gray, G.R.	1	1	Sclater	8	4
Gray, J.E.	2	1	Sharpe	1	1
Gurney	1	1	Shelley	2	1
Hartert	2	1	Smith	9	6
Harting	1	1	Strickland	59	29
Hartlaub	4	3	Such	3	2
Hodgson	46	36	Swainson	337	103
Horsfield	18	10	Swainson &		
Jardine	13	9	Richardson	2	—
Jardine & Selby	20	9	Tristram	1	1
Jerdon	2	2	Vigors	5	3
King	1	1	Wallace	1	1
Lesson	1	—	Wilson	10	8
Lesson & Garnot	1	1	Wilson & Evans	2	—
Lister	4	4			
Meade-Waldo	3	3			
			Total	615	289

See also Malherbe, Ramsay in the following list; Milne-Edwards &amp; Oustalet in Appendix 2.

\* as recognised in Peters *et al.* (1931–87).

GOULD, J., F.R.S., 1804–81: See especially Stresemann (1975:144, 312): *Tanysiptera s. sylvia* (P5:219); *Ramphastos vitellinus* (P6:82); *Cisticola cliniana campestris* (P11:96); *Myzomela o. obscura* (P12:352), *Myzomela e. erythrocephala* (P12:356); *Geospiza magnirostris* (P13:161); *Geospiza magnirostris* [*G. strenua*] (P13:161); *Geospiza magnirostris* [*G. fortis*] (P13:161); *Geospiza fuliginosa* (P13:161); *Camarhynchus p. psittacula* (P13:165), all ex Jardine or Strickland, except P6:82, ex Swainson. The five P13 taxa belong to the legendary “Darwin’s finches”, see Sulloway 1982b.

GRAY, G.R., F.R.S., 1808–72: Worked on birds at the British Museum, 1831–72. *Semioptera w. wallacei* (P15:188).

GRAY, Dr J.E., F.R.S., 1800–75: Brother of G.R. Gray. Keeper of Zoology at the British Museum, 1840–74. *Troglodytes subhemalayanus* (P9:419); *Saxicola ferrea* (P10:115) in Appendix 1.

GURNEY, J.H., 1819–90: Known especially for his studies of raptors, and association with the Norwich Castle Museum. Some specimens collected by T. Ayres in the Transvaal came to the UMZC through Gurney, but no type material. *Otus rutilus capnodes* (P4:95).

HARTERT, Dr Ernst, 1859–1933: Curator of birds at Lord Rothschild's museum at Tring, 1892–1930. Stresemann (1975) dedicates a chapter to this famous ornithologist, concluding (p.268) with an account of Hartert's reaction to the transfer of the bird collections at Tring to the American Museum of Natural History, in 1932. *Zosterops g. griseotincta* (P12:311), *Lophozosterops s. squamiceps* (P12:322).

HARTING, J.E., 1841–1928: Editor of the Zoologist, 1877–96. *Charadrius sanctaehelenae* (P2 :252).

HARTLAUB, Dr Gustav, 1814–1900: See various references in Stresemann (1975). Especially interested in the Afrotropical (including the Malagasy) Region. *Tylas e. eduardi* (P9:300); *Neomixis t. tenella* (P10:299); *Acrocephalus newtoni* (P11:76); *Zosterops b. borbonica* (P12:333) and also *Cuculus poliocephalus rochii* (P4:20): mostly based on E. Newton material.

HODGSON, B.H., F.R.S., 1800–94: A member of the Indian Civil Service, 1818–43. Employed in Nepal, 1820 onwards; British Resident there, 1833–43. Lived at Darjeeling, 1845–59. For an obituary, see Ibis, 1894:580. See further in Appendix 1, all specimens being ex Jardine or Strickland.

HORSFIELD, Dr Thomas, 1773–1859: Served under Sir Stamford Raffles in Java, 1799–1818. In 1820, appointed Keeper of the Museum of the Honourable East India Company (the India Museum, London, see Sharpe, 1906:395), a post which he retained until his death. The collections of the India Museum were transferred to the British Museum (BMNH) between 1860 and 1880: for some details regarding types collected by Horsfield see Sharpe (1906:396). All 18 taxa here concerned were described by Horsfield (1821). Some of his specimens are recognisable by the name of the taxon inscribed by him on the label, on the back of a piece of a printed invitation card. See Figs. 1 and 2. Single specimens of four of the taxa, *Rogibyx tricolor* (P2:238); *Centropus bengalensis javanensis* (P4:72); *Dinopium j. javanense* (P6:145); *Acridotheres fuscus javanicus* (P15:113) are so labelled, and were apparently received in the UMZC direct (see further below, letter of 12 March 1831 from Horsfield to Swainson). *Dinopium j. javanense* also includes one specimen each from Selby and Swainson, lacking Horsfield labels, but indicating such an origin. For *Aplonis panayensis strigata* P15:83, the single specimen was received from Strickland, but still bears an earlier Horsfield label; the same applying to *Halcyon cyanoventris* (P5:197), received from Swainson. The 12 remaining, *Amaurornis phoenicurus javanica* (P2:202); *Porphyrio poliocephalus indicus* (P2:208); *Alcedo m. meninting* (P5:174):

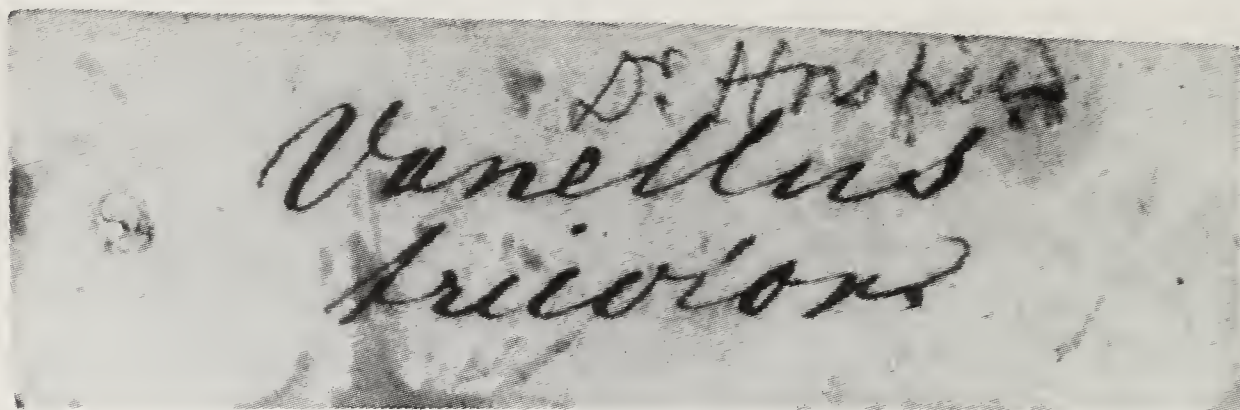


FIG. 1 Horsfield label: The name of the taxon is in his handwriting. As on others of his labels "Dr Horsfield" is inscribed in pencil, in an unknown handwriting. *Vanellus tricolor* = *Rogibyx tricolour* (Horsfield). 16/Cha/24/a/1. ( $\times 1.6$ )

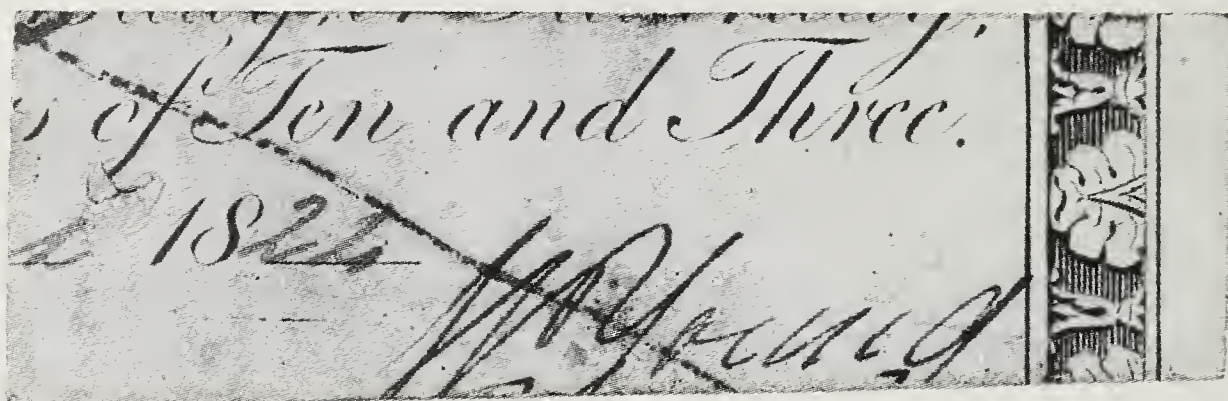


FIG. 2 16/Cha/24/a/1 (above). The reverse of the label shows it to be a piece of printed invitation card as customarily used by him. ( $\times 1.6$ )

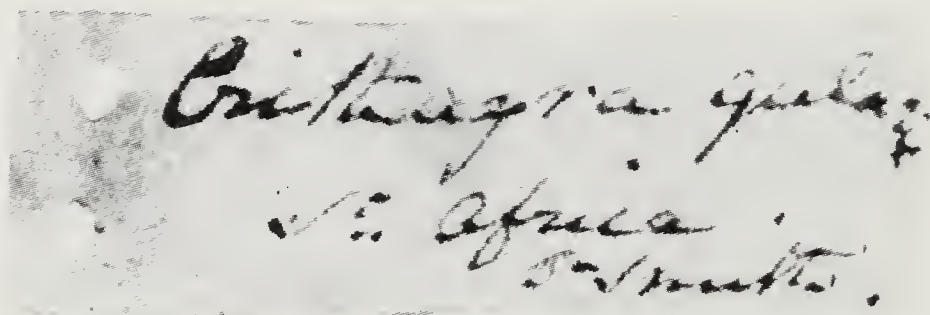


FIG. 3 Selby label: *Serinus leucopterus* (Sharpe) 27/Fri/18/p/1 See under Jardine and Selby. Selby labels are always on stiff parchment paper. ( $\times 1.6$ )

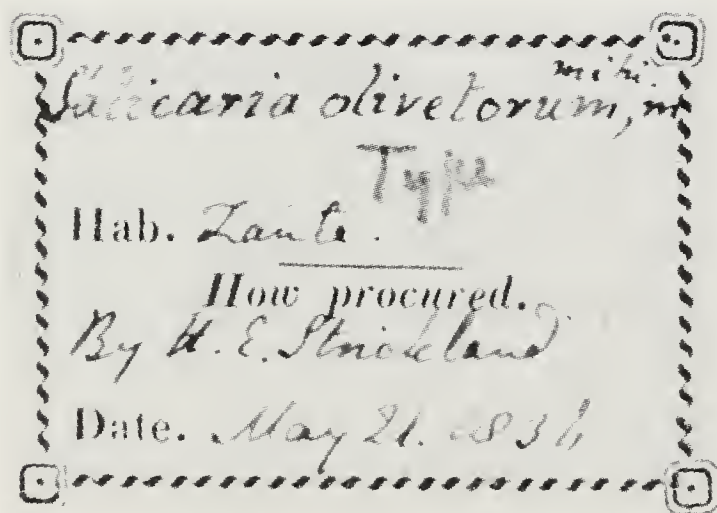


FIG. 4 Strickland label: (front and reverse) *Salicaria olivetorum* = *Hippolais olivetorum* (Strickland). 27/Syl/39/d/1 "The type" (Salvin, 1882:50). ( $\times 1.6$ )



Arremon leucopterus Jard.  
 Hab. East. Cord. Andes, Date, <sup>Edin. Phil. Journ.</sup> v. 5. III. 1842.  
 Auth. W. Jardine, Lucto. a

FIG. 5 Jardine label: *Arremon leucopterus* = *Atlapetes l. leucoptera* (Jardine) 27/Fri(E)/8/j/1. (× 1.6)

6097  
 THE COLLECT. JARDINE  
 MUS. ACAD. CANTABR.  
 1855 pl. 109

FIG. 6 27/Fri(E)/8/j/1 (above). The reverse of the label shows the auction sale number (6097), inscribed sideways to tally with Anon. (1886). (× 1.6)

Bombycilla garrula  
 Bear Lake. May 24  
 Male.

FIG. 7 Richardson label: *Bombycilla garrulus pallidiceps* Reichenow. 27/Bom/1/b/8. (× 1.6)

This is no doubt the spec. desc'd (F.B.A. ii. p. 238) - the discoloured condition of the left primaries & secondaries must have arisen since - how I can't imagine. A good deal of the white & yellow is now of a deep plum-colour. N. 7/12/73.

FIG. 8 27/Bom/1/b/8 (above). A further label added by A. Newton marked "... no doubt the spec. descrd. F.B.A. ii, p 238. ..." (× 1.6)

*Merops leschenaulti quinticolor* (P5:234), *M. superciliosus philippinus* (P5:235); *Mirafra j. javanica* (P9:5), *Coracina novaehollandiae javensis* (P9:171); *Pycnonotus goiavier analis* (P9:246), *Lanius schach bentet* (P9:349); *Parus major cinereus* (P12:107); *Anthreptes m. malacensis* (P12:211); *Oriolus x. xanthonotus* (P15:125) bear only a Swainson label marked "Java Horsfield". Unlike *Halcyon cyanoventris* Swainson presumably detached each Horsfield label, substituting his own. Assuredly there was an association between Horsfield and Swainson; see Günther (1900). When Swainson emigrated to New Zealand in 1840 (see under Swainson below), he took with him large numbers of letters received from his many naturalist colleagues, including Horsfield. Half a century later, these letters were returned to England by one of Swainson's daughters, and purchased through Sir Joseph Hooker by the Linnean Society of London. The final letter from Horsfield listed by Günther (1900:40), of which a photocopy has been provided by the Society, is dated 12 March 1831. From this it is clear that Swainson was desirous of acquiring some of Horsfield's Javan specimens. Horsfield was non-committal, but advised Swainson to write to his superior, a Dr Wilkins. Wilkins is not listed by Günther as one of Swainson's correspondents, but it seems that Swainson duly pursued the matter and had some success. Incidentally, Horsfield also mentions in his letter that some of his types had already been donated to various institutions, including "Cambridge". This seems to account for the first four taxa referred to above.

JARDINE, Sir William, 1800–74: His private collection of over 8,000 skins, which had been kept at Jardine Hall, Lockerbie, Scotland, was dispersed by public auction in London in 1886. For the relevant catalogue, see Anon. (1886). Each catalogue number tallies with one in red on the reverse of the specimen label, for an example of which see Figs. 5 and 6. Chalmers-Hunt (1976:119) refers to a copy of the catalogue in Cambridge, but not to one in the BMNH library, Tring, containing unpublished letters from Professor A. Newton to Canon H.B. Tristram, for whom he acted at the sale. Newton and Jardine's daughter, Mrs H.E. Strickland, obtained 2,063 skins for the UMZC (Gadow, 1910:49). Sharpe (1906:360) records that 516 were purchased by Gerrard, and resold to the BMNH, but sadly adds that he could buy only 25 himself. A perusal of Warren (1966), and Warren and Harrison (1971), shows that there is type material of some 40 taxa in the BMNH, described by Jardine alone, or in collaboration with L. Fraser or P. J. Selby. For type material in the UMZC described by Jardine alone, see *Haematopus leucopodus* (P2:234); *Semnornis r. ramphastinus* (P6:30); *Xiphorhynchus guttatus susurrans* (P7:42); *Muscisaxicola a. alpina* (P8:171); *Corvinella m. melanoleuca* (P9:342); *Turdoides bicolor* (P10:346); *Sylvia atricapilla heineken* (P11:271); *Anthoscopus m. minutus* (P12:68); *Nectarinia calcostetha* (P12:242); *Aethopyga s. saturata* (P12:277); *A.s. siparaja* (P12:280); *Tiaris bicolor omissa* (P13:156); and *Atlapetes l. leucopterus* (P13:198). Three each of these 13 taxa were described from specimens collected by W. Jameson in the Andes and Andrew Smith in South Africa. Further Jardine type material is probably lost (perhaps sold for fly-fishing, as Sharpe, 1906:360, bitterly comments). Andrew Smith apart, Jardine also received specimens from southern Africa from J. Leyland, marked "Central Africa". Leyland travelled to as far north as Lake Ngami (Brooke, 1978). Another source was McKen, in charge of the botanic gardens at Port Natal (= Durban) in 1850–52 and from 1860 until he died in 1872 (W. J. Lawson, personal communication). No specimen from Leyland or McKen appears

to have type status, nor has one of *Nectarinia bifasciata* marked "Zambezi 1865 Dr Meller", but see P12:264. Jardine's papers are mostly in Edinburgh (RSME) (Pitman, 1981), though see also under Jardine and Selby, following. For further comments on the Jardine sale catalogue of Anon. (1886), see Pitman (1981:19). There is an original in the RSME.

JARDINE, Sir William, and SELBY, P.J., 1788–1867: All 20 taxa were described and illustrated in Jardine and Selby (1827–43), the illustrations being mostly by Selby; for further details, see Pitman (1981:13). Part numbers and dates of publication are taken from Sherborn (1894). For four of the most interesting, see *Francolinus p. picta* (P2:70); *Nyctyornis a. athertoni* (P5:239); *Zoothera citrina cyanotus* (P10:147); *Passer domesticus indicus* (P15:11). The relevant specimens were probably all collected at Bangalore, India, by Lt J. Atherton, nephew of Mrs Selby. The Selby collection was received in the UMZC from his Trustees in 1869. It contains specimens of 13 of the 20 Jardine and Selby taxa, six of the others are from the Jardine collection and one from Swainson. For an example of a Selby label, on stiff parchment paper, see Fig. 3. Whittell (2, 1954) gives a useful account of Selby. Although, as already noted under Jardine, most of Jardine's papers are in the RSME, correspondence from Selby to Jardine was acquired by Professor Newton in 1899 and is in the Newton Library, Department of Zoology, Cambridge (strictly, not in the UMZC, as indicated by Pitman, 1981:9), together with Selby's incoming correspondence including correspondence from Jardine and Atherton.

*Other taxa described as new by Jardine and Selby in the Catalogue*

(P6) *Andigena bailloni* (:81)

(P8) *Pachyramphus marginatus nanus* (:235)

(P9) *Coracina pectoralis* (:183); *Pycnonotus eutilotus* (:243); *P. i. importunus* (:255); *Chloropsis s. sonnerati* [*C. sonnerati*] (:303); *C. s. sonnerati* [*C. gampsorhynchus*] (:303); *C. a. aurifrons* (:305).

(P11) *Ephthianura a. albifrons* (:461)

(P12) *Colluricincla harmonica strigata* (:43); *Hypositta corallirostris* (:134); *Melithreptus a. affinis* (:397).

(P13) *Pitylus grossus fuliginosus* (:227); *Spindalis zena nigricephala* (:317).

(P15) *Ploceus b. bicolor* (:55); *Sphecotheres v. vieilloti* (:136).

JERDON, Surgeon-Major T.C., 1811–72: A member of the Indian Medical Service. See especially Sharpe (1906), regarding his services to Indian ornithology, *Rhinoptilus bitorquatus* (P2:303); *Pycnonotus xantholaemus* (P9:245): ex Strickland.

KING, Rear-Admiral P.P., F.R.S., 1791–1856: See especially Whittell (2, 1954). *Capella paraguaiae magellanica* (P2:277).

E Mus. A. & E. Newton

① *Palaeornis exsul*, A. Newton  
 ♀ Ibis, Jan. 1872.  
 (Esempl. typ. & unicum.)

Hab. Ins. Rodriguez dict.  
 Long. tot. 16 poll.  
 Alae a corp. 7.5  
 G. Jenner, 1871.

FIG. 9 Alfred Newton label: *Palaeornis exsul* = *Psittacula exsul* (Newton). 18/Psi/67/h/1. The label is headed A & E Newton, the two brothers were close collaborators. (× 1.6)

25/1 EDWARD NEWTON.

*Gallinula*  
 ♀ 10/3/72  
 Hab. Martinique  
 MAURITIUS. A. N.

FIG. 10 Edward Newton label: *Gallinula pyrrhorrhoa* = *Gallinula chloropus pyrrhorrhoa* A. Newton 15/Ral/19/b/11. (× 1.6)

Iris hazel. Shield, base of upper &  
 lower mand. bright scarlet, extremity  
 of beak greenish yellow. legs & toes greenish  
 yellow darker at joints. claws horn colour  
 feet red. eye in size of No. 6 shot.

FIG. 11 15/Ral/19/b/11 (above). The reverse of the label illustrates the meticulous and detailed manner in which his specimens were labelled. (× 1.6)

LESSON, R.P., 1794–1849, and GARNOT, Dr P., 1794–1838: See Whittell (1, 2, 1954), and Stresemann (1975:137). Lesson was surgeon on the voyage around the world of the French corvette *La Coquille*, 1822–25. Garnot was Lesson's assistant, and responsible for collecting mammals and birds. *Ptilinopus purpuratus* (P3:29), actually by Lesson alone, Tahiti; and *Anthornis melanura dumerilii* (P12:443), New Zealand. See also *Climacteris l. leucophaea* (P12:165), without type status, from Sydney, whence Garnot was invalided home and *Dicrurus hottentotus* (P15:149), again without type status, from New Guinea. These specimens came into the hands of Swainson: see Günther (1900:43), regarding letters received by Swainson from Lesson.

LISTER, J.J., F.R.S., 1857–1927: Naturalist in 1887 on H.M.S. *Egeria*, during her visit to Christmas Island, Indian Ocean. An associate of Professor A. Newton: for obituary, see Proc. Roy. Soc. Lond. B102, 1928: i–v. *Accipiter fasciatus natalis* (P1(2ed):329); *Chalcophaps indica natalis* (P3:114); *Collocalia esculenta natalis* (P4:230); *Zosterops natalis* (P12:310).

MALHERBE, A., 1804–65 (not 1866 as in Wynne, 1969): His career is outlined by Quépart (1887:316–318). He was Administrator of the Museum of Metz, an authority on the Picidae. Although technically not types, see *Dendrocopos villosus jardinii* (P6:209); *Dendrocopos s. stricklandi* (P6:214). Similar specimens were sent by Strickland to Malherbe, who described them as new.

MEADE-WALDO, E.G.B., 1855–1934: Contributed to the ornithology of Morocco and the Canary Islands. *Saxicola d. dacotiae* (P10:105); *Parus caeruleus ombriosus* (P12:115); *P.c. palmensis* (P12:115).

NEWTON, Professor A., F.R.S., 1829–1907: Professor of Zoology and Comparative Anatomy, Cambridge, 1866–1907. Played an outstanding part in the enlargement of the bird collections (osteological as well as skins) in the UMZC (Gadow, 1910). For a life of this famous ornithologist, see Wollaston (1921). The following are based on material from the Malagasy Region, almost entirely procured by his brother Edward: *Gallinula chloropus seychellarum* (P2:204), *G. c. pyrrhorhoa* (P2:204); *Psittacula exsul* (P3:244); *Copsychus sechellarum* (P10:68); *Bebrornis rodericanus* (P11:78); *Newtonia b. brunneicauda* (P11:206); *Hypositta corallirostris* (P12:124); *Foudia flavicans* (P15:64). See also *Drepanis funerea* (P14:95), from the Hawaii Islands (Newton was largely responsible for the formation of the “Sandwich Islands Committee”, cf. Wollaston, 1921:54).

NEWTON, Sir Edward, 1832–97: Employed in the Colonial Service in Mauritius, 1859–77; Lt Governor and Colonial Secretary, Jamaica, 1877–83. Knighted in 1887. His death greatly distressed his brother A. Newton (Wollaston, 1921:287). Formed important collections in the Malagasy Region. He collected a specimen of *Collocalia francica elaphra* in the Seychelles in February 1867, but the distinctness of this taxon was not appreciated until 1906, by Oberholser. His own specimens are always meticulously labelled, as in *Coracopsis nigra barklyi* (P3:230); *Psittacula eupatria wardi* (P3:242); *Hypsipetes crassirostris* (P9:295); *Terpsiphone corvina* (P11:491); *Zosterops mayottensis semiflava* (P12:336); *Z. modesta*

(P12:336); *Foudia seychellarum* (P15:64). C.E. Brewster collected for him on Anjouan in 1876, *Streptopelia picturata comorensis* (P3:91); *Turdus b. bewsheri* (P10:178); *Nesillas typica longicaudata* (P11:33); *Terpsiphone mutata vulpina* (P11:491); *Zosterops maderaspatana anjouanensis* (P12:335). Unfortunately Bewsher was not so meticulous as his principal, omitting precise collecting dates: for the only exception in the Anjouan collections as a whole, see *Streptopelia picturata comorensis* (P3:91). Later, Newton collected 563 specimens in Jamaica (Gadow, 1910:49), but no type material is represented.

NEWTON, A. and E., *Psittacula krameri echo* (P3:243), described by the Newton brothers. For examples of their handwriting, see Figs. 9 and 10.

OGILVIE-GRANT, W.R., 1863–1924: Curator of birds at the British Museum, 1909–18. *Zosterops nigrorum aureiloris* (P12:299); *Z. n. luzonica* (P12:300).

OGILVIE-GRANT, W.R. and FORBES, Dr H.O., 1851–1932: Ogilvie-Grant and Forbes worked together on Socotra in 1898–99; hence *Emberiza tahapisi insularis* (P13:17). For recent information on Forbes, see Morgan (in Wagstaffe, 1978:2).

POLLEN, F.P.L., 1842–86: Co-author of an important pioneer work on the Malagasy Region (Schlegel and Pollen, 1868). *Coracina newtoni* (P9:184).

RAMSAY, Dr E.P., 1842–1916: Curator of birds, Australian Museum, 1874–94. No definite type material, but see *Atrichornis rufescens* (P8:335); *Vitia r. ruficapilla* (P11:11).

RICHARDSON, Sir John, F.R.S., 1787–1865: Arctic explorer and naturalist. See Swainson and Richardson (1832), similarly under both authors below. Considerable correspondence from Richardson to Swainson presumably still exists (Günther, 1900:52–53). *Lagopus l. leucurus* (P2:35). For an example of Richardson's handwriting, see Fig. 7 *Bombycilla garrulus pallidiceps* (without type status).

RIDGWAY, R., 1850–1929: Curator of birds at the U.S. National Museum, 1880–1929. See especially Mayr (in Stresemann, 1975:368). *Coereba flaveola newtoni* (P14:90).

SALVADORI, Count Tommaso, 1835–1923: Vice-Director, Museum of Zoology, University of Turin, 1879–1923. Author of vols 20(1891), 21(1893), 27(1895), Catalogue of birds in the British Museum. Obituary, *Ibis*, 1924:159–161. *Pterodroma mollis feae* (P1(ed.2):73); *Poicephalus g. gulielmi* (P3:226) (latter without type status).

SCLATER, Dr P.L., F.R.S., 1829–1913: Secretary of the Zoological Society of London, 1859–1903. There are various references to him by Stresemann (1975). *Streptopelia picturata aldabrana* (P3:91); *Aratinga pertinax chrysophrys* (P3:190); *Calicalicus madagascariensis* (P9:365); *Sphenoeacus p. pycnopygius* (P11:36); *Arremon aurantirostris spectabilis* (P13:185); *Oreothraupis arremonops* (P13:207), *Tachyphonus luctuosus flaviventris* (P13:293); *Tangara preciosa* (P13:377). Regarding *Streptopelia picturata aldabrana*, the name has proved most misleading geographically.

SHARPE, Dr R.B., 1847–1909: Curator of birds at the British Museum, 1872–1909. As for Sclater, there is much about him in Stresemann (1975). Sharpe and Hartert were close friends, Stresemann (p.258) commenting that Hartert never quite got over Sharpe's all too early death. *Caprimulgus pectoralis fervidus* (P4:209).

SHELLEY, Capt. G.E., 1840–1910: Joined the Grenadier Guards in 1863, but retired after a few years, being evidently better suited temperamentally to ornithological research. Became an authority on the Nectariniidae, and on African ornithology in general. *Anthus chloris* (P9:167); *Sphenoeacus afer natalensis* (P11:37).

SMITH, Dr Sir Andrew, 1797–1872: A Scot, he joined the Army Medical Department, becoming Director-General in 1853, and knighted in 1858 for his services in the Crimean War. His early days in the department were spent in South Africa, his duties being such that he had to travel extensively, and as an apparent sideline collected zoological specimens assiduously. The most important resultant publication was Smith (1838–49). Not mentioned by Warren (1966: vii), Smith bird skins were received in the UMZC through Jardine, Selby, Strickland and Swainson. They can often be recognised by their flat form, and some retain a brown paper numbered label attached to one of the legs, which are not tied together. Useful, relatively recent references to Andrew Smith's activities include Roberts (1936b), Winchester-Gould (1977). *Mirafra a. africana* (P9:12); *Certhilauda albescens guttata* (P9:26); *Eremopterix australis* (P9:29); *E. v. verticalis* (P9:30); *Ammomanes burrus* (P9:38); *Tchagra a. australis* (P9:325); *Cisticola t. tinniens* (P11:105); *Prinia pectoralis ocularia* (P11:152); *Serinus a. albogularis* (P14:224). For a further taxon without type status, but of special interest, see *Serinus leucopterus* (P14:229).

STRICKLAND, H.E., 1811–53: Married Catherine, second daughter of Sir William Jardine, 1845; Deputy Reader in Geology, University of Oxford, 1850–53. Accidentally run over and killed by a railway train. For a full account of his life and writings, see Jardine (1858); according to which (page cclx) his "entire ornithological collection" had been presented to the "new Museum of the University of Oxford". In the after event, however, his collection of skins was presented by Mrs Strickland to the University of Cambridge in 1867 (Salvin, 1882: vii). For an example of a Strickland label and his handwriting, see Fig. 4. Salvin (1882) compiled a catalogue of the collection, exceeding 6,000 specimens. It is admirably arranged, and is retained in the UMZC as an entity on its own. Some of the names cited might be thought to be those of collectors, but are of dealers (not interested in the precise original provenance of their wares): for a combined list, see Salvin (1882: ix–xiv). The list also mentions three of Strickland's relatives including a cousin, N.C. Strickland. All of the 839 specimens from this source are marked "N.C.S. 1838", unfortunately none with any at all precise data, thus see *Pyriglena leucoptera* (P7:220); *Hirundo albigularis* (P9:110); *Embernagra longicauda* (P13:131). H.E. Strickland is perhaps most famous zoologically for his code of nomenclature, thus see Stresemann (1975). Most of the specimens which he used in describing new taxa were in his own collection, therefore now in the UMZC. However, those of the seven taxa described by him (1844), likewise *Mirafra cordofanica* Strickland (1850) are in the BMNH (Warren and Harrison, 1971). He also described eight taxa as new, on material lent to him by E. Wilson,

and now in Philadelphia (ANSP), as per Stone (1899:47–48), Schauensee (1957:181, 214, 241). Few Strickland types appear to be lost, although this may apply to *Goldana capistratoides*, *Trichastoma umbratile* and *Malacopteron olivaceum*, all three names listed by Deignan (in Peters *et al.* 10, 1964) and for the last see also *Trichastoma abbottii olivaceum* (P10:256) (without type status) below. Wynne (1969) credits Strickland with the title F.R.S. This is incorrect, although it would seem probable that but for his early death this erudite worker would have attained that honour.

*Taxa described as new by Strickland in the Catalogue*

- (P1(ed.2)) *Bustatur rufipennis* (:350).
- (P2) *Charadrius venustus rufocinctus* (:250); *Eupoda asiatica* (:255); *Sterna balaenarum* (:339).
- (P3) *Butorion capellei* (:13); *Treron jerdoni* (:23); *Columba livia intermedia* (:59).
- (P4) *Turaco c. corythaix* (:5); *Coccyzus pumilus* (:41); *Centropus rectunguis* (:69); *Caprimulgus r. rufigena* (:210).
- (P5) *Ceryle rudis leucomelanura* (:167); *Ceyx r. rufidorsum* (:184); *Halcyon chelicuti damarensis* (:200).
- (P6) *Campethera bennettii capricorni* (:118).
- (P7) *Pyriglena leucoptera* (:220); *Sclateria n. naevia* (:228).
- (P8) *Serpophaga c. cinerea* (:40); *Poecilotriccus r. ruficeps* (:76).
- (P9) *Mirafra sabota naevia* (:22); *M. nigricans erythropygia* (:23); *Certhilauda albescens erythrochlamys* (:26); *Calandrella cinerea spleniata* (:47); *Hirundo albigularis* (:110); *Coracina melanoptera sykesi* (:195); *Pericrocotus d. divaricatus* (:208); *Pycnonotus a. aurigaster* (:238); *P. f. finlayson* (:245); *P. l. luteolus* (:247); *Hypsipetes p. philippinus* (:286); *H. indicus ictericus* (:289); *Lanioturdus torquatus* (:314); *Lanius collurio ?kobylini* (:345).
- (P10) *Cercomela familiaris galtoni* (:98); *Saxicola t. torquata* (:110); *Oenanthe picata* (:127); *Napothera m. macrodactyla* (:287); *Stachyris l. leucotis* (:313).
- (P11) *Hippolais olivetorum* (:81); *Apalis f. flavida* (:163); *Phylloscopus collybita brevirostris* (:229).
- (P12) *Nectarinia venusta albiventris* (:251); *N. talatala* (:252).
- (P13) *Emberiza c. cineracea* (:14); *Embernagra longicauda* (:131); *Pyrrhocoma ruficeps* (:268); *Thlypopsis s. sordida* (:270); *Tachyphonus phoenicius* (:294); *Euphonia trinitatis* (:343); *E. m. minuta* (:352); *Tangara nigrocincta* (:382); *Dacnis l. lineata* (:388).
- (P14) *Loxia curvirostra stricklandi* (:292); *Nigrita c. canicapilla* (:310); *Pytilia melba citerior* (:313); *Hypargos margaritatus* (:323).
- (P15) *Lamprotornis nitens phoenicopterus* (:93); *Aphelocoma coerulescens ?californica* (:211); *Cyanolyca pumilo* (:218).



SUCH, Dr G., 1798–1879: Collected and wrote about the birds of Brazil. *Tigrisoma fasciatum* (P1(ed.2):235); *Mackenziaena leachii* (P7:156); *M. severa* (P7:156).

SWAINSON, W., F.R.S., 1789–1855: For much detail about Swainson, see not only Prestwich (1963), Whittell (2, 1954) and Stresemann (1975), but also Günther (1900). He had field experience in Brazil in 1816–18, where he collected botanical and ornithological specimens, at Pernambuco and Rio de Janeiro. Returned to England, he became a prolific writer on natural history, particularly birds. He was also a gifted illustrator. He was an ardent protagonist of the “quinary system”, see especially Stresemann (1975:177–181). Ultimately, however, seemingly disillusioned by overwork and domestic problems, in 1840 he emigrated to New Zealand: for an account of his life, including his last 15 years there, see MacLintock (1966). According to UMZC records, his collection of birds was purchased (probably in 1840) by subscription for a sum of £320, and presented to the University. It had been the intention to publish a catalogue of the collection (as was done for the Strickland collection), but not even a MS copy appears to exist (Benson, 1971b). According to Gadow (1910), the number of specimens received from Swainson was far less than had been expected. It has been suggested that he took some with him to New Zealand, but that they were swept overboard during the voyage (Wagstaffe, 1974), although I am unaware of any corroboration of this. See also further below, J. Hull (personal communication) speculated that some specimens collected by Burchell in South Africa might have been taken by Swainson to New Zealand, and arrived there safely. However, the inquiries which he has made from various museums in that country, with regard to the possibility of the existence of any Swainson material (regardless of its original source) have proved entirely negative. Perhaps, the most likely explanation is that Swainson was the source of a sale of 407 lots of specimens (insects, birds and reptiles) as late as 16–17 July 1840 (Chalmers-Hunt, 1976:86). He had also had an earlier sale in June 1823 (*op. cit.*:79).

It is virtually certain that a substantial proportion of Swainson type material is lost for good. The UMZC apart, a few types are now in the BMNH. Thus, see Warren (1966:13) regarding *Lampornis amethystinus* and (1966:64) regarding *Halcyon cinnamomina*. As Swainson indicates, the specimen of the latter was originally in Leadbeater’s possession, as is confirmed by Warren. On the other hand, Warren and Harrison (1971) do not list *Platyrrhynchus ceylonensis* Swainson (1(1), 1820–21:pl.13), now *Culicicapa c. ceylonensis*, of which he writes in his accompanying text of a specimen “sent from Ceylon to the British Museum”. A personal search in the BMNH was negative. Hellmayr and Conover (1(4), 1949:341) state that the type of *Falco sparverius cinnamominus*, originally in the Hooker collection, is in Liverpool. So one might suppose that it is now in the MCML, but neither it nor any other Swainson taxon is listed by Wagstaffe (1978). Swainson (1838: 281, 323, 350–351, 355–359) described various taxa from the collection of W.J. Hooker, all based on material from Peru and Chile, but for the only specimen which may have survived, see *Campylorhynchus f. fasciatus* (P9:385). It would appear that at least in this case Hooker permitted Swainson to retain the specimen (possibly it was a duplicate). See Ann. Mag. Nat. Hist. 11, 1843:159, there is reference to the impending disposal of the collection of the late Dr William Hooker. Its eventual fate is not known. There is no reference to it by Sherborn (1940).

Swainson (1838) also described various taxa from material provided by Dr W.J. Burchell, collected in South Africa (Davies and Hull, 1976). There are no such specimens in the UMZC, all of which may have eventually been returned to Burchell, and some of which still exist in Oxford (OUZC), notably, according to Davies and Hull (personal communication), of *Centropus superciliosus burchellii*, *Zosterops p. pallida* and *Lamprotornis nitens phoenicopterus*.

Davies and Hull (1981) have provided an interesting general commentary, including reference to Burchell's dealings with Swainson. Regardless of Burchell, Swainson (1838) sometimes indicates "Mus. Paris" as repository (thus see pp.287–289, 306–307 and also *Pyrenestes s. sanguineus* (P14:319, below)). It is conceivable that some of these specimens still exist in the MNHN.

One further instance of a Swainson type just possibly still traceable, but apparently lost, must suffice. Swainson (1838:311) used a specimen of the taxon which he named *Tachyphonus phoenicius* from the collection of a Mr Horsfield, of Everton, near Liverpool. There is no apparent connection with Dr Thomas Horsfield (see above). One might suppose that the specimen would have found its way to the MCML, but there is no mention of *T. phoenicius* by Wagstaffe (1978).

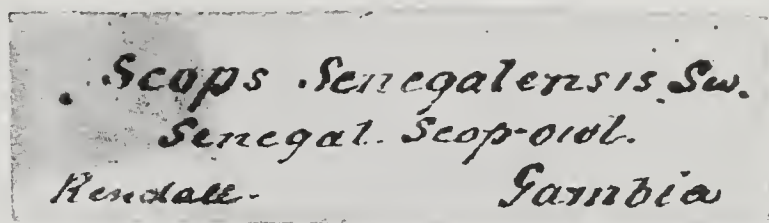
Some of Swainson's published names are mere *nomina nuda*, but are sometimes considered worth mention in brackets, as in *Anabazenops fuscus* (P7:124), *Phylidor v. rufus* (P7:132) below. There are also many mere MS names on his labels, again sometimes alluded to, as in *Dicrurus hottentotus* (P15:149). As noted by Günther (1900:18), Swainson's spelling of scientific names was often slovenly; thus see *Mesopicos g. goertae* (P6:220); *Bradypterus b. baboecala* (P11:20), *Hypergerus atriceps* (P11:218); *P. s. sanguineus* (P14:319).

McMillan (1970) has clarified the dates of certain of Swainson's publications, and these are followed: see also *Ptilogonys c. cinereus* and *P. n. nitens* (P9:372) for a point of special interest. As was all too normal 150 years ago, the provenance of specimens in his collection is often imprecise or highly speculative: thus see *Savothrura lineata* (P2:197). For examples of Swainson labels and his handwriting, see Figures 12 and 13. Some specimens, however, lack such labels, and their origin is indicated only by a UMZC label printed "Swainson Collection".

Swainson taxa claimed as new to science are analysed by areas in Table 2. Some comment is appropriate:

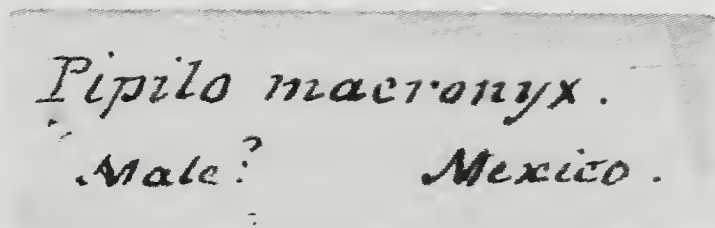
**West Africa:** Mostly described by Swainson (1837), often marked "Senegal", "Senegambia" or more precisely still "Gambia". For the latter two, there is often an appendage "R", presumably a reference to Rendall, "Lieutenant Governor of our colony on the Gambia" (Swainson, 1, 1837:99), and see also Bannerman (1, 1930:xlvii).

Indeed, "Rendall" is occasionally spelt out, as in *Otus s. senegalensis* (P4:93) (Fig. 12). See *Bleda s. syndactyla* (P9:273), and *Dicrurus atripennis* (P15:139), the specimens emanated from Sierra Leone, and were apparently bought at the Bullock Sale of 1819. The same may apply to *Criniger calurus verreauxi* (P9:276) and *C. olivaceus* (P9:276), *Elminia l. longicauda* (P11:467) and *Oriolus b. brachyrhynchus* (P15:132). There is no evidence that any specimens are from any further east in the area covered by Bannerman (1930–51), extending to 20°E (*op. cit.* 1, 1930:xvii).



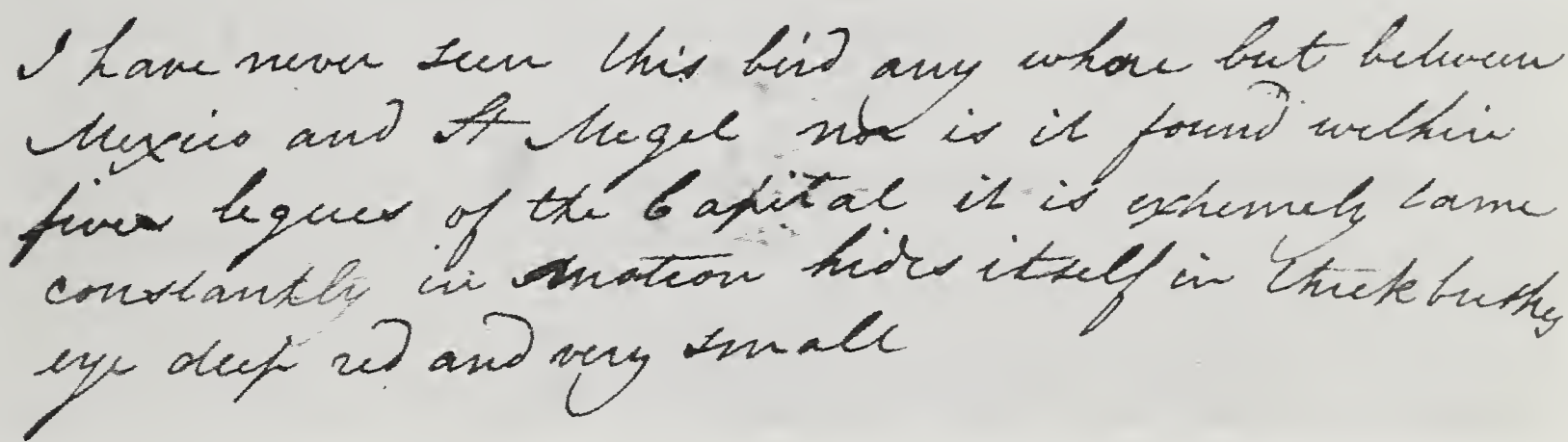
*Scops Senegalensis Sw.*  
*Senegal. Scop-owl.*  
*Rendall. Gambia*

FIG. 12 Swainson label. *Scops senegalensis* = *Otus s. senegalensis* (Swainson). 20/Str/16/cc/2. ( $\times 1.6$ )



*Pipilo macronyx.*  
*Male? Mexico.*

FIG. 13 Swainson label. *Pipilo macronyx* = *Pipilo erythrophthalmus macronyx* (Swainson). 27/Fri(E)/55/d/14. ( $\times 1.6$ )



*I have never seen this bird any where but between Mexico and St Miguel nor is it found within five leagues of the Capital it is extremely tame constantly in Amateon hides itself in thick bushes eye deep red and very small*

FIG. 14 Unusually, 27/Fri(E)/55/d/14 also bears a pre Swainson label, presumably in Bullock's (father or son) handwriting. ( $\times 0.8$ )

TABLE 2

Taxa described by Swainson as species new to science, represented by type material in the University Museum of Zoology, Cambridge (UMZC)

<i>Area</i>	<i>Total number</i>	<i>Number valid*</i>
West Africa	86	29
South Africa	21	3
Madagascar/Mauritius	3	—
Australia	17	6
South-east Asia	19	3
South America	139	26
Mexico	37	29
West Indies	4	3
North America	10	5

\* as recognised in Peters *et al.* (1931–87).

**South Africa:** Some specimens are marked “Dr S”, doubtless a reference to Andrew Smith, as above, and from whom all may have emanated. Some specimens (whether of type status or not) are marked with Levaillant’s original French name. There is no evidence, however, that Swainson obtained any specimen at all from that collector, who travelled in South Africa, 1781–84 (Grant, 1957) and died as early as 1824 (Wynne, 1969). See *Phyllastrephus terrestris* (P9:265), although Swainson’s specimen bears no collector’s name, it was most probably collected by Andrew Smith, and conforms reasonably well with his “make-up”, already referred to under Smith above.

**Madagascar/Mauritius:** See *Actophilornis albinucha* (P2:227); *Leptopterus c. chabert* (P9:368); *Zosterops maderaspatana* (P12:334); *Serinus c. canicollis* (P14:212 – a second Swainson specimen not of type status); the specimens marked “Sir W.F.”; and see also *Copsychus s. saularis* (P10:65) (India). In addition, there are two further “Sir W.F.” specimens, without type status: one of *Saxicola torquata tectes*, “India or Mauritius”, but obviously from Reunion; one of *Saxicoloides f. fulicata*, “India”, correct so far as it goes. Arising from *Zosterops borbonica mauritiana* (P12:334), Professor Newton has annotated the copy of Swainson (1838:294) in the Newton Library “Sir W. Farquhar”; no apparent connection with Sir Robert Farquhar, Governor of Mauritius, circa 1811–21, and not mentioned by Scott (1961).

**Australia** (including van Diemen’s Land, i.e. Tasmania): For the six taxa recognised as valid, see *Rallus pectoralis brachipus* (P2:162) (Tasmania); *Ptilinopus r. regina* (P3:29); *Anthus novaeseelandiae bistriatus* (P9:149) (Tasmania), *Coracina l. lineata* (P9:179); *Lalage sueurii tricolor* (P9:198); *Colluricincla harmonica strigata* (P12:43) (Tasmania). The “Mr Brogden” (P3:29; P9:179, 198) is unknown.

**South-east Asia (India to Java):** There are three valid taxa, *Blythipicus r. rubiginosus* (P6:225); *Calyptomena viridis caudacuta* (P7:12); *Muscicapa t. thalassina* (P11:322).

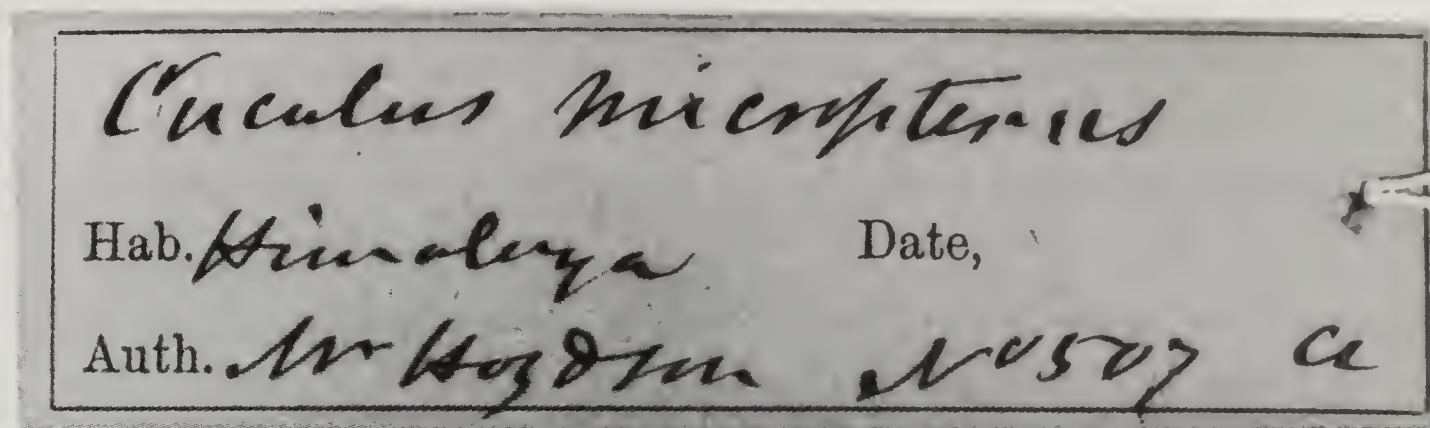


FIG. 15 Hodgson labels: The numbers on the labels correspond with those in the catalogue in the name of Gray (1846). ( $\times 1.6$ ). The misspelling of his name indicates that this label was not in Hodgson's own hand.

FIG. 16 Hodgson label: *Cuculus saturatus* Blyth = *C. s. saturatus* 19/Cuc/13/h/1 Hodgson labels are always on a flimsy type of paper. ( $\times 1.6$ )

FIG. 17 Hodgson label: As in 27/Tim/15/a/1, *Mesia agentauris* Hodgson = *Leiothrix a. argentauris*. number 308, care must always be exercised in distinguishing "0" and "8". ( $\times 1.6$ )

Swainson thought that the first one emanated from West Africa, but Malacca is as nearly correct as possible. These apart, *Muscicapa ruficauda* (P11:364), raised a dilemma. The specimen proved to be a female of what is commonly known currently as *Niltava unicolor*. It has been recommended that its status as holotype of *M. ruficauda* be set aside, and that a specimen selected from the BMNH collections be designated as neotype. Under such an arrangement the name *Muscicapa ruficauda* Swainson would remain in common usage.

**South America (Trinidad southward):** The proportion of taxa regarded as valid is lower than for any other area: see further below.

**Mexico:** By contrast, the proportion of valid taxa is the highest of any area. This is due to the unsettled state of the country prior to the establishment of independence in 1821 (Stresemann, 1954; 1975:32), which made collecting any earlier impossible. All the material was collected by William Bullock father and son, and described by Swainson (1827). See further under *Momotus m. mexicanus* (P5:225), it is clear that the holotype of *Momotus mexicanus* could not have been available at the Bullock sale of 1819, listed by Chalmers-Hunt (1976:77–78), and discussed in detail by Sharpe (1906:208–245). It seems that, although Swainson was allowed to retain many specimens, this particular one was returned to the Bullocks, and purchased by Jardine at a later sale, ostensibly in 1825 (Chalmers-Hunt, 1976:79). See again *M. m. mexicanus*, Bullock skins are usually recognisable by their rough, unfinished style of preparation. A few in the UMZC bear an original, not very informative, Bullock label; *Catharus guttatus auduboni* (P10:174); *Pipilo erythrophthalmus macronyx* (P13:174) (Fig. 13), *Pheucticus m. melanocephalus* (P13:219). It is not certain whether the handwriting is of father or son, although by comparing these labels with letters to Swainson (Günther, 1900:30), it might be possible to determine this. Attention may also be drawn to *Ptilogonys c. cinereus* (P9:372) and again to *C. guttatus auduboni* (P10:174). The original descriptions did not proceed beyond the printed proof stage, and were probably to have formed part of the Bullock sale catalogue ostensibly of 1825, of which Chalmers-Hunt (*loc. cit. supra*) was unable to trace any copy. Incidentally, overlooked by this author (pp.77–78), there is a copy of the 1819 sale catalogue in Liverpool (MCML): see *Piranga e. erythrocephala* (P13:309).

**West Indies:** *Myadestes g. genibarbis* (P10:92) (Martinique) and *Tangara c. cucullata* (P13:376) (Grenada) are valid.

**North America:** Mostly described by Swainson alone in Swainson and Richardson (1832), six from the United States, four from Canada. Two of the latter are fortunately with a precise, traceable locality, Carlton or Carlton House, in Saskatchewan, and collecting date, *Contopus borealis* (P8:128); *Pipilo erythrophthalmus arcticus* (P13:171). See also under Swainson and Richardson below. Despite the title of their book, Swainson had considerable licence geographically in what he claimed as new (on his own). Thus *Chaetops f. frenatus* (P10:28) refers to a South African taxon. Despite the relatively early period in which Swainson wrote, only some 30% of the taxa to which he gave new species names are recognised in Peters *et al.*, although the figure is as high as 78% for Mexico, for the reason already explained. In some cases the grounds for introducing new names were very flimsy. Thus see (P14:38–39), concerning two synonyms of *Geothlypis trichas*. See also (P14:222),

in which the male of his *Crithagra flaviventris* of 1828 is redescribed in 1838 under a different name, without reference to his earlier action. Simultaneously in 1838 he also described the female, in the belief that he was dealing with another species. A further example of apparent flimsiness is reflected in *Myrmotherula urosticta* (P7:198). It is impossible to be sure whether Swainson ignored Lichtenstein's earlier name, or was originally unaware of it. For another perplexing example, see *Thamnophilus torquatus* (P7:177). In the case of *Uraeginthus b. bengalis* P14:333, Swainson admits that he was aware of Linnaeus's *Fringilla bengalus* (now *Uraeginthus bengalus*), but considered *bengalus* "barbarous".

The South American proportion of valid taxa is as low as 18%. See in particular Peters *et al.* (8,1979), Swainson may have had difficulty of access to the published work of such earlier authors as Boie, Gmelin, Lichtenstein, P.L.S. Müller, Spix, Wied, Vieillot, and so it seems earlier still, Linnaeus himself. To conclude, however, despite some implied criticism, one cannot but admire the quantity of Swainson's output of work.

#### *Taxa described as new by Swainson in the Catalogue*

(P1(ed.2)) *Ardeola striata atricapilla* (:221); *Ixobrychus sturmi* (:241); *Aviceda c. cuculoides* (:280); *Melierax gabar* (:321); *Accipiter badius sphenurus* (:327); *Falco sparverius cearae* (:405); *Falco r. rufigularis* (:415).

(P2) *Ptilopachus p. petrosus* (:104); *Rallus caerulescens* (:162); *R. pectoralis brachipus* (:162); *Ortygonax r. rytirhynchus* (:168); *Pardirallus m. maculatus* (:170); *Limnocorax flavirostra* (:182); *Porzana a. albicollis* (:185); *Laterallus melanophaius ?oenops* (:191); *L. v. viridis* (:192); *Sarothrura lineata* (:197); *Poliolimnas c. cinereus* (:198); *Amaurornis a. akool* (:200); *Actophilornis albinucha* (:227); *Afribyx s. senegallus* (:239); *Capella delicata* (:276); *C. p. paraguaiae* (:276); *Cursorius t. temminckii* (:300); *Larus cirrocephalus poicephalus* (:321); *Hydroprogne t. tschegrava* (:331); *Sterna anaethetus melanoptera* (:337); *Thalasseus maximus albidorsalis* (:343).

(P3) *Pterocles q. quadricinctus* (:10); *Treron calva nudirostris* (:20); *Ptilinopus r. regina* (:29); *Streptopelia semitorquata erythrophrys* (:93); *Nymphicus hollandicus* (:179); *Aratinga pertinax chrysophrys* (:190); *Forpus p. passerinus* (:204); *Touit surda* (:209); *Graydidascalus brachyurus* (:213).

(P4) *Cuculus solitarius* (:16); *C. c. clamosus* (:16); *C. canorus gularis* (:19); *Ceuthmochares aereus flavirostris* (:50); *Rhinortha c. chlorophaea* (:53); *Crotophaga ani* [*C. laevirostra*] (:57); *C. ani* [*C. rugirostra*] (:57); *C. s. sulcirostris* [*C. sulcirostris*] (:58); *C. s. sulcirostris* [*C. semisulcata*] (:58); *Otus s. senegalensis* (:93); *Caprimulgus r. ruficollis* (:203).

(P5) *Melanotrochilus fuscus* (:22); *Cyanthus l. latirostris* (:43); *Hylocharis l. leucotis* (:52); *Trogon m. melanurus* (:152); *T. strigilatus melanopterus* (:152); *T.c. collaris* (:155); *T. rufus chrysochloros* (:157); *T. surrucura aurantius* (:157); *T. s. surrucura* (:157); *T. c. curucui* (:157); *T. v. violaceus* (:158); *Ceryle rudis* (:167); *Ispidina p. picta* (:177); *Halcyon coromanda minor* (:195); *H. l. leucocephala* (:197); *H. malimbica torquata* (:199); *Momotus m. mexicanus* (:225); *M. momota bahamensis* (:227); *Melittophagus b. bulocki* (:231); *Aerops albicollis*

(:233); *Merops orientalis viridissimus* (:236); *Coracias n. noevia* (:243); *Eurystomus orientalis pacificus* (:247); *Upupa epops senegalensis* (:248); *Phoeniculus purpureus senegalensis* (:250); *P. a. aterrimus* (:252).

(P6) *Brachygalba l. lugubris* (:4); *Jacamaralcyon tridactyla* (:5); *Galbula galbula* (:6); *G. ruficauda rufoviridis* (:7); *Nystalus c. chacuru* (:14); *Indicator indicator [I. leucotis]* (:69); *I. indicator [I. flavicollis]* (:69); *Pteroglossus viridis inscriptus* (:77); *Colaptes campestris chrysosternus* (:104); *Piculus c. chrysochlorus* (:115); *Campethera abingoni chrysurus* (:118); *C. maculosa* (:120); *Melanerpes formicivorus* (:159); *M. chrysogenys flavinuchus* (:163); *Leuconerpes candidus* (:167); *Veniliornis a. affinis* (:174); *Dendrocopus villosus auduboni* (:207); *D. pubescens medianus* (:211); *D. p. pubescens* (:211); *Picoides arcticus* (:218); *Mesopicus g. goertae* (:220); *M. griseocephalus griseocephalus* (:221); *Blythipicus r. rubiginosus* (:225).

(P7) *Calyptomena viridis caudacuta* (:12); *Glyphorynchus spirurus cuneatus* (:24); *Xiphorynchus f. flavigaster* (:44); *Lepidocolaptes l. leucogaster* (:47); *Geobates poecilopterus* (:58); *Furnarius f. figulus* (:71); *Phacellodomus r. rufifrons* (:112); *P. e. erythrophthalmus* (:113); *Xenops rutilans heterurus* (:144); *X. r. rutilans* (:145); *Lochmias n. nematura* (:153); *Taraba major stagurus* (:159); *Thamnophilus p. palliatus* (:167); *T. punctatus ambiguus [T. pileatus]* (:174); *T. p. ambiguus [T. ferugineus]* (:174); *T. torquatus* (:177); *Myrmotherula urosticta* (:198); *Formicivora g. grisea* (:207); *F. r. rufa* (:208); *Drymophila squamata* (:211); *Pyriglena atra* (:219); *P. leucoptera* (:220); *Myrmoderus loricatus* (:237); *Conopophaga melanops perspicillata* (:276); *Merulaxis ater* (:281).

(P8) *Euscarthmus m. meloryphus* (:52); *Myiornis auricularis cinereicollis* (:72); *Myiobius barbatus mastacalis* (:118); *Myiophobus f. fasciatus* (:122); *Contopus borealis* (:128); *C. fumigatus pertinax* (:129); *C. c. cinereus* (:133); *Empidonax a. affinis* (:141); *Sayornis saya pallida* (:148); *S. n. nigricans* (:149); *Xolmis c. cinerea* (:163); *Knipolegus lophotes* (:178); *Hymenops p. perspicillata* (:178); *Fluvicola n. nengeta* (:180); *Alectrurus tricolor* (:182); *Gubernetes yetapa* (:182); *Machetornis r. rixosus* (:185); *Muscipipra vetula* (:186); *Attila s. spadiceus* (:190); *Rhytipterna s. simplex* (:191); *Myiarchus barbirostris* (:195); *Pitangus l. lictor* (:207); *Megarynchus p. pitanga [Megastoma ruficeps]* (:210); *M. p. pitanga [Megastoma flaviceps]* (:210); *M. p. pitanga [Megastoma atriceps]* (:210); *Myiodynastes maculatus solitarius* (:218); *Legatus l. leucophaeus* (:219); *Empidonax varius rufinus* (:220); *Tyrannus melancholicus despotes* (:223); *T. v. vociferans* (:224); *T. c. crassirostris* (:224); *Pachyrhamphus v. viridis* (:229); *P. c. castaneus* (:232); *P. polychopterus nigriventris [Psaris niger]* (:234); *P. p. nigriventris [Pachyrynchus niger]* (:234); *P. p. spixii* (:235); *P. v. validus [Psaris cristatus]* (:240); *P. v. validus [Pachyrynchus megacephalus]* (:240); *Tityra c. cayana* (:241); *T. c. braziliensis* (:241); *T. i. inquisitor [Psaris natterii]* (:244); *T. i. inquisitor [P. selbii]* (:244); *Tijuca atra* (:284); *Carpornis cucullatus* (:284); *Lipaugus vociferans* (:294); *Oxyruncus c. cristatus* (:309).

(P9) *Galerida cristata senegallensis* (:58); *Tachycineta t. thalassina* (:84); *Hirundo leucosoma* (:112); *Macronyx croceus* (:143); *Anthus novaeseelandiae bistratus* (:149); *Coracina l. lineata* (:179); *Lalage sueurii tricolor* (:198); *Tephrodornis p. pondicerianus* (:220); *Chlorocichla f. flavicollis* (:261); *Phyllastrephus s. scandens* (:264); *P. t. terrestris* (:265); *Bleda s. syndactyla* (:273); *Criniger b. barbatus* (:275); *C. calurus verreauxi* (:276); *C. olivaceus* (:276); *Chloropsis*



*h. hardwicki* (:306); *Dryoscopus g. gambensis* (:317); *D. c. cubla* (:318); *Telophorus s. sulfureopectus* [*Malacoconotus chrysagaster* (sic)] (:334); *T. s. sulfureopectus* [*M. superciliosus*] (:334); *T. z. zeylonus* (:337); *Lanius ludovicianus excubitorides* (:353); *Leptopterus c. chabert* (:368); *Ptilogonys c. cinereus* (:372); *Phainopepla n. nitens* (:372); *Dulus dominicus* (:374); *Cinclus m. mexicanus* (:378); *Campylorhynchus f. fasciatus* (:385); *Thryothorus g. genibarbis* (:402); *Troglodytes aedon musculus* (:426); *Melanotis c. caerulencens* (:441); *Toxostoma c. curvirostre* (:452).

(P10) *Cossypha dichroa* (:54); *C. niveicapilla* (:59); *C. a. albicapilla* (:59); *Copsychus s. saularis* (:65); *C. s. ?musicus* [*Gryllivora magnirostris*] (:66); *C. s. musicus* [*G. brevirostra*] (:66); *Sialia currucoides* (:85); *Myadestes g. genibarbis* (:92); *Myrmecocichla albifrons frontalis* [*Saxicola frontalis*] (:119); *M. a. frontalis* [*Thamnobia atrata*] (:119); *Catharus guttatus auduboni* (:174); *Turdus albicollis lygrus* (:222); *Turdus r. rufopalliatus* (:225); *Turdoides c. caudatus* (:333); *T. plebejus platycircus* (:341); *Garrulax r. rufifrons* (:350); *Phyllanthus a. atripennis* (:414); *Polioptila plumbea atricapilla* (:453).

(P11) *Bradypterus b. baboecala* (:20); *Stenostira scita saturatior* (:172); *Hypergerus atriceps* (:218); *Hyliota f. flavigster* (:219); *Parisoma s. subcaeruleum* (:270); *Melaenornis e. edolioides* (:304); *Muscicapa t. thalassina* (:322); *Ficedula a. albicollis* (:337); *F. parva albicilla* (:342); *Niltava unicolor harterti* (:364); *Platysteira c. cyanea* (:386); *Calamanthus fuliginosus* (:427); *Elminia l. longicauda* (:467); *Terpsiphone v. viridis* (:483); *Monarcha melanopsis* (:505); *Rhipidura l. leucophrys* (:537); *Petroica c. cucullata* (:566); *Eopsaltria a. australis* (:572).

(P12) *Colluricincla harmonica strigata* (:43); *Parus leucomelas guineensis* (:101); *Sitta azurea nigriventer* (:144); *Nectarinia v. verticalis* (:231); *N. c. cuprea* (:261); *Zosterops lateralis familiaris* (:316); *Z. virens capensis* (:333); *Z. borbonica mauritiana* (:334); *Melithreptus l. lunatus* (:395).

(P13) *Emberiza impetuani* (:16); *E. tahapisi goslingi* (:17); *E. c. capensis* (:19); *E. flaviventris flavigaster* (:24); *Ammodramus savannarum bimaculatus* (:79); *Chondestes grammacus strigatus* (:88); *Aimophila r. rufescens* (:101); *Oriturus s. superciliosus* (:103); *Poospiza thoracica* (:117); *P. n. nigrorufa* (:119); *P. l. lateralis* (:119); *Pipilo erythrophthalmus arcticus* (:171); *P. e. macronyx* (:174); *P. f. fuscus* (:178); *Arremon taciturnus semitorquatus* (:182); *A. f. flavirostris* (183); *Coryphospingus p. pileatus* (:211); *C. cucullatus rubescens* (:211); *Pheucticus m. melanocephalus* (:219); *Cypsnagra h. hirundinacea* (:249); *Tachyphonus s. surinamus* [*T. olivaceus*] (:291); *T. s. surinamus* [*T. desmaresti*] (:291); *T. coronatus* (:294); *Trichothraupis melanops* (:295); *Piranga flava hepatica* (:302); *P. e. erythrocephala* (:309); *Ramphocelus c. carbo* (:313); *R. b. bresilius* (:315); *Thraupis episcopus cana* (:318); *T. cyanoptera* [*Tanagra episcopus*] (:322); *T. cyanoptera* [*Tanagra inornata*] (:322); *Pipraeidea m. melanota* (:340); *Tangara c. cucullata* (:376); *T. peruviana* [*Aglaia melanotus* (sic)] (:376); *T. peruviana* [*Aglaia melanotus* (sic)] (:376); *T. velia cyanomelaena* (:386); *Tersina v. viridis* (:409).

(P14) *Geothlypis t. trichas* [*Trichas personatus*] (:38); *G. t. trichas* [*Trichas brachidactylus*] (:39); *G. a. aequinoctialis* (:44); *Ergaticus r. ruber* (:52); *Myioborus m. miniatus* (:53); *Basileuterus culicivorus auricapillus* (:68); *B. leucoblepharus* (:75); *Vireolanius l. leucotis* (:110); *Vireo olivaceus agilis* (:124); *V. altiloquus barbadensis* (:126); *Cacicus haemorrhous*

*affinis* (:145); *C. melanicterus* (:148); *Icterus c. cucullatus* (:158); *I. galbula bullockii* (:161); *Xanthopsar flavus* (:166); *Agelaius c. cyanopus* (:174); *A. ruficapillus frontalis* (:174); *Pseudoleistes guirahuro* (:181); *Curaeus c. curaeus* (:183); *Quiscalus quiscula versicolor* (:190); *Q. lugubris inflexirostris* (:193); *Molothrus b. bonariensis* (:198); *Serinus c. canicollis* (:212); *S. f. flaviventris [Crithagra flava]* (:222); *S. f. flaviventris [Crithagra strigilata]* (:222); *S. a. alario* (:230); *Pyrenestes s. sanguineus* (:319); *Spermophaga h. haematina* (:321); *Uraeginthus b. bengalus* (:333); *Lonchura c. cucullata* (:370); *Vidua macroura* (:395).

(P15) *Bubalornis a. albirostris* (:3); *Passer g. griseus* (:18); *Ploceus nigricollis brachypterus* (:38); *P. capensis olivaceus* (:40); *P. velatus vitellinus* (:44); *P. benghalensis* (:52); *P. m. manyar* (:53); *P. b. bicolor* (:55); *Euplectes h. hordeaceus* (:67); *E. m. macrourus* (:71); *E. a. ardens* (:73); *Lamprotornis c. corruscus* (:92); *L. c. chalcurus* (:93); *Spreo bicolor* (:100); *Oriolus chinensis maculatus* (:131); *O. b. brachyrhynchus* (:132); *O. l. larvatus* (:133); *Sphecotheres v. vieilloti* (:136); *Dicrurus atripennis* (:139); *D. adsimilis divaricatus* (:139); *Struthidea cinerea* (:160); *Aphelocoma u. ultramarina* (:214); *Corvus albus* (:277).

SWAINSON, W. and RICHARDSON, Sir John: See under both authors separately above. They (1832) collaborated in describing two taxa jointly: *Buteo swainsoni* (P1(ed.2):366); *Larus philadelphia* (P2:324). Both are from Canada, with a collecting date, the first from Carlton. For an apparently lost type, see *Calcarius pictus* (P13:38).

TRISTRAM, Canon H.B., F.R.S., 1822–1906: A close friend of Prof. Newton, see especially Wollaston (1921:68). His large private collection is now almost entirely in Liverpool (MCML) and Philadelphia (ANSP) (Fisher, 1981). There are very few Tristram specimens in the UMZC, but see *Fringilla coelebs palmae* (P14:204).

VIGORS, N.A., F.R.S., 1785–1840: An associate of W.S. MacLeay and Swainson, all proponents of the “quinary system” (Stresemann, 1975:177–181). See *Falco sparverius sparverioides* (P1(ed.2):403); *Nesocelus fernandinae* (P6:105); *Icterus dominicensis melanopsis* (P14:163); *Agelaius humeralis* (P14:173), *Pseudoleistes guirahuro* (P14:181). The first four concern specimens collected by MacLeay in Cuba. These and another 10 specimens of other taxa, including *Colaptes auratus chrysocaulosus* (P6:102), in brackets, are all marked “Cuba W.S. Macleay May 28/37”. The uniform date is probably merely of receipt, not of published description (1827) nor of collecting. Such information is potentially deceptive, as at first sight it was hopefully a precise collecting date.

WALLACE, Dr A.R., F.R.S., 1823–1913: So famous that comment is almost superfluous; *Philemon fuscicapillus* (P12:407). See also *Semioptera w. wallacei* (P15:188) for five specimens of other taxa purchased from his son, W.G. Wallace, in 1950.

WILSON, S.B., 1865–1923: Graduated from Magdalene College, Cambridge, of which Prof. Newton was a Fellow. Collected extensively in the Hawaiian Islands, mostly in 1887–88: *Phaeornis obscurus lanaiensis* (P10:163); *Palmeria dolei* (P14:95); *Viridonia virens stejneri* (P14:96); *Hemignathus obscurus procerus* (P14:97); *H. lucidus hanapepe* (P14:98);

*Loxops coccinea caeruleirostris* (P14:99); *Paroreomyza maculata mana* (P14:100); *P. m. flammea* (P14:100); *P. m. montana* (P14:100); *Loxioides kona* (P14:103). Co-author of Wilson and Evans (1890–99), dedicated (1, 1890:vi) to Prof. Newton.

WILSON, S.B. and EVANS, Dr A.H., 1855–1943: The latter was engaged in tuition and coaching in zoology at Cambridge, 1879–1928. See under Wilson above, *Viridonia virens wilsoni* [*Himatione kalaana*] (P14:97); *V. v. wilsoni* [*H. chloridoidea*] (P14:97) in Wilson and Evans (6, 1896:28).



# CATALOGUE OF TYPE SPECIMENS OF BIRD SKINS HELD IN THE UNIVERSITY MUSEUM OF ZOOLOGY, CAMBRIDGE, UNITED KINGDOM

## INFORMATION IN THE CATALOGUE

### Catalogue Entries:

The standard format for each taxon commences with the original name of the taxon and author, with a full supporting reference, regardless or not whether it is also in the Bibliography, followed by a reference to Peters *et al.* (1931–87) abbreviated as “P”, followed by the volume number and page reference therein. Volume 1 (1931) was replaced by a second edition (1979) and the latter is used, thus “P1(ed.2)”.<sup>1</sup>

In a separate one-sentence paragraph the modern (“Peters”) equivalent name of the taxon is given, including the author’s name, without any supporting reference, followed by the museum catalogue reference as assigned by myself, being composed as follows:

- (1) order number;
- (2) abbreviated family prefix;
- (3) genus number (each genus is shown in the museum catalogue in a numerical, derived from an alphabetical, sequence within its family);
- (4) species letter (each species is shown in the museum catalogue in an alphabetical sequence within its genus, subspecies being disregarded);
- (5) specimen number (each specimen is assigned its own individual catalogue reference, and corresponding label and card – both appropriately stamped in red for any specimen with type status).

After the catalogue number are indications of:

**Type status:** (holotype or syntype): In the last century authors describing taxa claimed as new to science more often than not gave no indication of what specimens they had available. Thus in many instances the evidence for type status is only circumstantial; but nevertheless there is a reasonable presumption, difficult if not impossible to rebut, that the specimen in question was used in drafting the supporting description. There can be difficulty over distinction between holotype and syntype status, but where an author writes of “specimen” (singular), holotype designation may be inferred.

---

<sup>1</sup> Volume 11 was not published until 1986 and for those taxa to be included in it, Benson was obliged to use a modified reference system, based on Howard and Moore (1980). That numbering has been amended here to follow Peters *et al.* Volume 11 (1986), to provide uniformity throughout the catalogue.

**Sex, age, season:** Any unbracketed indication other than “unsexed” (the sexes of the taxon in question being externally indistinguishable, as in *Ardeola striata atricapilla*, P1(ed.2):221, is copied from the original or an early label. On the other hand, in *Butastur rufipennis*, P1(ed.2):350, Petherick sexed the specimen as a male. Where such information is unrecorded, but some interpretation seems justified (sexes externally distinguishable), it is provided in brackets. Thus the specimen of *Falco sparverius sparverioides*, P1(ed.2):403, is regarded as a male. In the next taxon, *F. s. cearae*, P1(ed.2):405, Swainson had already marked the specimen as a male on his label, seemingly correctly. In *Rallus caerulescens*, P2:162, the specimen is in immature, not adult, dress; and in *Eupoda asiatica*, P2:255, in winter not summer dress.

**Locality:** Likewise any information is copied from the original or an early label (thus see again *B. rufipennis*, P1(ed.2):350). Sometimes there is no information at all, or it is wildly misleading. This concerns more especially specimens from Swainson, see also the List of Authors above. In the case of *Alecthelia lineata*, P2:197, Swainson labelled the specimen “Australia?”, but in his published description he changed to “South Africa?”, the latter correct so far as it goes. If a locality is patently misleading, lacking any qualification as in the last case, an exclamation mark is added in brackets, as in *Hemicircus rubiginosus*, P6:225. At the opposite extreme, however, no difficulty ever arises over the locus of E. Newton type material from the Malagasy Region (Madagascar and outlying islands in the western Indian Ocean) so carefully labelled. However, see *Streptopelia picturata comorensis*, P3:91, Sclater was misled into believing that the specimens of *Turtur aldabranus* emanated from Aldabra, whereas the true provenance was in the Amirante Islands. Hence the inheritance of a name which is singularly inept. Occasionally in Peters *et al.* there is locality information which it is unnecessary to quote. For instance, for *Pteroglossus inscriptus*, P6:77, Pará is indicated as type locality, contra Swainson, who in his published description gives “interior of Guyana”.

**Date:** Whenever this is available, it is shown, and is to be taken as date of collecting (often merely a year). Confusion with a mere date of receipt is to be avoided: thus see under Vigors in the List of Authors.

**Collector's name:** As for date, shown when available. As already discussed under Swainson in the Introduction “R” for West African material is taken to be an abbreviation of Rendall, therefore recorded as “R(endall)”, as in *Caprimulgus r. ruficollis*, P4:203. Similarly “Dr S” for South African material is interpreted as “Dr S(mith)”, as in *Serinus f. flaviventris*, P14:222. Distinction between collectors and dealers for some Strickland specimens (cf. Salvin, 1882:ix–xiv) has likewise been referred to above. However, it seems best to always record the name, regardless of the distinction. A similar difficulty arises with some Jardine specimens. Thus in *Chloropsis sonnerati*, P9:303, it is not known whether Armstrong was the collector or a dealer. Strickland and Jardine catalogue numbers are always quoted, as in Salvin (1882) or Anon. (1886), as the case may be.

The treatment of each taxon is always concluded with a separate paragraph of commentary (occasionally several, as in *Certhiola newtoni*, P14:90). Some references used

only very occasionally (mostly only the once) are quoted in full, and accordingly excluded from the Bibliography.

Wing lengths of the taxa in *Geospiza* and *Camarhynchus* P13:161, 165, quoted from Sulloway (1982b) include those of both the left wing and the right wing. My own measurements of the eight specimens involved agree substantially with Sulloway's, and reflect some small differences between the lengths for a single specimen. From my general experience this is by no means unusual. These particular figures apart, in all other similar cases the figure used is that of the longer of the two wings; and, it should be added, is always of the wing flattened (not chord).

Some taxa are included in square brackets, indicating that type status is not claimed. Nevertheless, the relevant specimens are of sufficient historical interest to be worth mention, often if only to allay suspicion that type status might have been overlooked, as in *Poicephalus g. gulielmi*, P3:226; *Cuculus saturatus*, P4:20; and *Emberiza c. capensis*, P13:19.

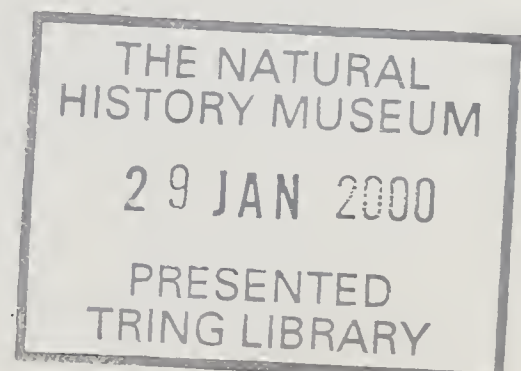
Only brief reference is made in the Catalogue of Types to the taxa considered in the two appendices. It seems sufficient to give the original name of the taxon (with the author's name), the appendix number, in which further details can be found, and the "P" reference number. To accord with the practice indicated in the preceding paragraph, all 11 taxa from Appendix 2 are shown in the Catalogue in square brackets, but only two such from Appendix 1, the great majority of the specimens being reasonably suspected as having type status.

#### Abbreviations:

Apart from the "P" references, the following abbreviations for museums are used:

AMNH:	American Museum of Natural History, New York.
ANSP:	Academy of Natural Sciences, Philadelphia.
BMNH:	British Museum (Natural History), Tring.
MCML:	Merseyside County Museums, Liverpool.
MNHN:	Muséum National d'Histoire Naturelle, Paris.
OUZC:	Oxford University Zoological Collections.
RNHL:	Rijksmuseum van Natuurlijke Historie, Leiden.
RSME:	Royal Scottish Museum, Edinburgh.
UMZC:	University Museum of Zoology, Cambridge.

Months are abbreviated into three letters without a stop. An exclamation mark in brackets, in whatever context employed, indicates an error.







## CATALOGUE OF TYPES

*Oestrelata feae* Salvadori (Ann. Mus. Civ. Genova **40**, 1899:305) P1(ed.2):73  
= *Pterodroma mollis feae* (Salvadori). 9/Pro/11/f/1, 2.

Syntypes, unsexed, Madeira (sic), 1853, R.J. Frere.

As noted by Arbocco *et al.* (1979:187), there are two syntypes in the Museo di Storia Naturale di Genova, from the Cape Verde Islands. Salvadori (*op. cit.*) indicates that he had also examined two other adults sent to him by Prof. A. Newton, their particulars as above, and also referred to by Dalglish (Ibis, 1890:386; Proc. Roy. Phys. Soc. Edinburgh **11**, 1892:29). Both specimens are marked by Newton "Sent to Salvadori Nov/99", and by Salvadori "Compared with the type of Oestrelata Feae Salvad". In fact Salvadori (*op. cit.*) does not indicate any particular specimen of the four which he examined as having type status, and they may all be regarded as syntypes. Salvadori gives wing as 280 mm. Bannerman (Birds Atlantic Islands **2**: Hist. birds Madeira, Desertas and Porto Santo Is., 1965:16) gives wing for the two UMZC specimens as 272, 274 mm. According to my own measurements, the longest wing of no. 1 is 276, of no. 2, 265; respectively culmen (from skull) 35, 34, (exposed) both 29 mm. Bannerman apart, relevant figures are also provided by Mathews (Bull. Brit. Orn. Cl. **54**, 1934:179), Bourne (Ibis, 1957:187), Vaurie (1965:23), and Jouanin, Roux and Zino (L'Oiseau et R.F.O. **39**, 1969:161). Accordingly it is most unlikely that the UMZC specimens came from the main island of Madeira, where the small *P. m. mollis* (Gould) breeds, but from the outlying Desertas. Dr Bourne examined them in Oct. 1966, and assigned them to *feae*. Jouanin and Mougín (in Peters *et al.*, I,(ed.2) 1979:73) were surely justified in regarding *deserta* Mathews as a synonym of *feae*. Despite Salvadori's use of the two UMZC specimens, the type locality of *feae* is still appropriately restricted to San Nicolas, in the Cape Verde Islands. It was Dr Violani who most kindly drew my attention to Salvadori's description, but for which the status of these two specimens would have been overlooked. Finally, it is curious that Salvin (Cat. birds Brit. Mus. **25**, 1896:406) does not list them, since from the second Dalglish reference quoted above it is evident that he was aware of their existence in the UMZC. Yet (*op. cit.*: 401) he includes the UMZC specimen of *P. aterrima* (Bonaparte), albeit incorrectly as from Mauritius, instead of Réunion.

*Egretta thalassina* Swainson (Anim. in Menag., 1838:333) P1(ed.2):221  
= *Ardeola striata atricapilla* (Afzelius). 11/Ard/6/b/17.

Holotype, unsexed, Senegambia.

Also marked by Swainson "Ardea chloroptera adult". He may have originally thought that the specimen belonged to the *virescens* group, thus see Sharpe (Cat. birds Brit. Mus. **26**, 1898:186), where *A. chloroptura* (sic) Boddaert is listed under *Butorides virescens* (Linnaeus). The specimen does indeed appear to be fully adult.

*Ardea fasciata* Such (Zool. Journ. 2, 1825:117) P1(ed.2):235  
 = *Tigrisoma fasciatum fasciatum* (Such). 11/Ard/29/a/1.

Holotype, unsexed.

Only with a UMZC label printed "Deposited by the Trustees of P.J. Selby". Examined by Dr E. Eisenmann, 13 July 1966, who found it to be adult and to agree extremely well with Such's description. It seems that Such had only the one specimen before him, although he had seen another one previously. Eisenmann (El Hornero 10, 1965:227,230) was aware of this specimen. He gives measurements for 13 only. It has wing 315; culmen (from skull) 97, (exposed) 83mm. From Eisenmann's measurements it does not seem possible to suggest its sex. Later, Eisenmann (personal communication, 14 May 1968) thought that it might be the specimen used by Such, commenting "Despite an enormous amount of correspondence and museum checks I have been unable to find the type, or anything likely to be such elsewhere". That there was an association between Such and Selby is indicated by four other specimens in the UMZC received from Selby's trustees, all positively marked as having emanated from Dr Such: 26/Ram/1/a/4, *Andigena bailloni* (see P6:81 below, syntype of *Pteroglossus croceus*); 27/Ict/19/e/17, *Psarocolius decumanus*; 27/Ict/20/a/1, *Pseudoleistes guirahuro* (see P14:181 below, holotype of *Leistes suchii*); 27/Tyr/30/a/3, *Gubernetes yetapa*. For evidence of an association of Such with Jardine and Selby, who received specimens from him, see their joint work (1-3, 1827-28: text to pls 3, 11, 22, 36; 6, 1830: text to pl.93). So far as pl.22 is concerned *Galbula seycoides* Such, now *Jacamaralcyon tridactyla* (Vieillot), the specimen used by the artist (i.e., Selby) for the illustration is in the UMZC, 26/Gal/4/a/4. It was in fact received from Jardine. The holotypes of *Thamnophilus leachii* Such and *T. swainsonii* Such, in the UMZC (P7:156 below), were also received from Jardine. So, in view of Such's association with Selby, and also with Jardine, with whom Selby so closely collaborated in the production of their joint work, 1827-43 (it may be added that there is bulky correspondence received by Jardine from Selby in the departmental (Newton) library, referred to again below, P15:11), it can reasonably be presumed that the specimen 11/Ard/29/a/1 is the one which was available to Such.

*Egretta plumbea* Swainson (Anim. in Menag., 1838:334) P1(ed.2):241  
 = *Ixobrychus sturmii* (Wagler). 11/Ard/19/g/1.

Holotype, unsexed imm., Senegal.

Also marked by Swainson "Ardea chloroptera 1st or nestling plumage". Clearly an immature of *I. sturmii*, with buffy edges to the feathers of the upperparts, and nothing to do with *E. thalassina* (P1(ed.2):221 above). Swainson (*loc. cit.*) makes no allusion to his *thalassina*. Indeed he did suspect that *plumbea* might be the same as *Ardea sturmii* Wagler.

*Phoenicopterus rubidus* Feilden (Ibis, 1868:496) P1(ed.2):270  
 = *Phoeniconaias minor* (Geoffroy). 11/Pho/1/a/1.

Syntype, unsexed.

Marked by A. Newton with Feilden's name and reference as above, and "Presented by Capt. Feilden. Type". Feilden (*op. cit.*) mentions three specimens, obtained 50 miles from Secunderabad (India). One of these is in the BMNH, and claimed by Warren (1966:249) as the holotype, but surely another syntype.

*Aviceda cuculoides* Swainson (Birds West. Afr. 1, 1837:104, pl. 1) P1(ed.2):280  
 = *Aviceda cuculoides cuculoides* Swainson. 13/Acc/5/a/1.

Holotype, (♀), Senegal.

Also marked by Swainson with his name as above. Cf. Brown and Amadon (1968:203), an apparent adult female, predominantly brown rather than slaty above. Swainson's plate might be supposed to have been taken from a male, but (p. 104) he gives "back and scapulars brown", and (p. 106) "middle of the back ... scapulars. ... dark-brown". There is no indication that he had more than one specimen; nor any reason to doubt that it emanated from Senegal, especially as it has the chestnut under wing-coverts unbarred with white. Furthermore it has wing 293 mm; compare with measurements of adults in the BMNH: 11 *A. c. cuculoides* 270–308 (287.7), 18 *A. c. verreauxi* Lafresnaye (using only specimens from southern Africa south of 10° S) 299–317 (306.6) mm.

*Accipiter erythrorhynchus* Swainson (Birds West. Afr. 1, 1837:121) P1(ed.2):321  
 = *Melierax gabar* (Daudin). 13/Acc/46/a/4.

Holotype, (♂), Senegambia, R(endall).

Also marked by Swainson with his name as above. He mentions "the only specimen sent". In normal grey phase. Wing 178 mm, hence sexing as above, from Brown and Amadon (1968:413).

*Accipiter brachydactylus* Swainson (Birds West. Afr. 1, 1837:118) P1(ed.2):327  
 = *Accipiter badius sphenurus* (Rüppell). 13/Acc/1/b/3,4.

Syntypes, (♂), Sierra Leone, Hope; ♀, Senegal.

Both also marked by Swainson with his name as above. Wings 179, 198 mm.

*Urospizias natalis* Lister (Proc. Zool. Soc. Lond., 1889(1888):523) P1(ed.2):329  
 = *Accipiter fasciatus natalis* (Lister). 13/Acc/1/p/4–8.

Syntypes, 2♂♂ ♀, 2♀♀ imm., Christmas Island, Indian Ocean, 30 Sep/9 Oct 1887, J. J. Lister.

Lister does not detail what material he used, but describes both the adult and immature plumages. Wing of the above specimens, in order (no. 4, ♂, ad., not measurable): 220, 265, 263, 255 mm. There are five more syntypes in the BMNH. Two further specimens in the UMZC were collected by H.E. Durham, 1 Jan, 26 Feb 1902, both females, the second immature; wing 257, 258 mm.

*Buteo rufipennis* Strickland (Proc. Zool. Soc. Lond., 1850:214, pl.22) P1(ed.2):350  
 = *Butastur rufipennis* (Sundevall). 13/Acc/7/c/1.

Holotype, ♂, Kordofan, 14 Aug 1848, J. Petherick; Strickl. no. 2413a.

Marked by Strickland with his name as above; "The type" (Salvin, 1882:493). Wing 313 mm. A perusal of Sundevall's description shows that it was published on 8 May 1850, and is based on a specimen collected at Khartoum in Sep 1835 by J. Hedenborg; this being further confirmed by Gyldenstolpe (1926:91). Despite the fact that Strickland's description was presented at a session of the Zoological Society on 26 Nov 1850, it was not published until 24 Jan 1852 (Duncan, Proc. Zool. Soc. Lond. 107A, 1937:81). Although

Sundevall and Strickland use the same specific name, neither description is accompanied by any reference by the one author to the other. Apparently the apt "rufipennis" occurred to them independently.

*Buteo vulgaris* Swainson and Richardson (Fauna Bor.-Amer. 2, 1831:48–49, pl. 27)  
= *Buteo swainsoni* Bonaparte. 13/Acc/8/y/1. P1(ed.2):366

Syntype, ♀, Carlton, 24 May 1827, "shot near the nest".

The handwriting from which the above data are derived is believed to be Richardson's. This is presumably the second (female) specimen which is described, although the date as published is given as 22 May. From Swainson and Richardson (*op. cit.*:182–183), Carlton is evidently the same as Carlton House, on the Saskatchewan River at lat. 53°. This brings it close to Prince Albert, at 53° 15'N, 105° 50'W. The first (male) specimen described is not available, and is probably lost. Cf. Amadon (in Peters *et. al.* 1, (ed. 2), 1979:366), Bonaparte makes no reference to Swainson and Richardson's name, but only to *B. vulgaris* Audubon. The former is the earlier. Swainson and Richardson refer to the still earlier *B. obsoletus*; see also Sharpe (Cat. birds Brit. Mus. 1, 1874:184). However, they do provide their own detailed description of both a male and a female, accompanied by a coloured illustration. They were under the mistaken impression that their specimens were the same as "*Buteo vulgaris* Common Buzzard". The name *vulgaris* is used by Sharpe (*op. cit.*:186) for what is now *B. b. buteo* (Linnaeus).

[Salvin (1882:506) refers to two specimens as "The types" of *Hierax malayensis* Strickland, P1(ed.2):399, (Ann. Mag. Nat. Hist. 13, 1844:33), the same as *Microhierax fringillarius* (Drapiez), viz.: 13/Fal/7/c/7, 8. Unsexed, East Indies, 1831, Malacca, 1837; Strickl. nos 2474a, b. Strickland refers to Malayan specimens "in our museums", without any further details. His name would appear to be a *nomen nudum*.]

*Falco sparverioides* Vigors (Zool. Journ. 3, 1827:436) P1(ed.2):403  
= *Falco sparverius sparverioides* Vigors. 13/Fal/2/ff/2.

Syntype, (♂), Cuba, W.S. MacLeay.

The locus of the other specimens referred to is not known. The above one is apparently that mentioned as having an "ash-coloured back. . . . marked with rufous". Wing 172 mm, in dark phase (cf. Brown and Amadon, 1968:771); hence sexing as above. Hellmayr and Conover (1(4), 1949:327) could not trace any type material.

*Falco gracilis* Swainson (Anim. in Menag., 1838:281) P1(ed.2):405  
= *Falco sparverius cearae* (Cory). 13/Fal/2/ff/10.

Holotype, ♂, Brazil, WS(wainson).

Although otherwise merely marked by Swainson "*Falco sparverius* var.", agrees with his description, particularly in the colour of the outer tail feathers. Wing 182 mm. It is presumed that Swainson had only the one specimen. His name is preoccupied by *F. gracilis* Temminck and *F. gracilis* Lesson, thus see Amadon (in Peters *et al.* 1, (ed. 2), 1979:407–408). Type material of *F. cinnamominus* and *isabellinus* Swainson (*loc. cit.*) is stated to be respectively in the MCML and BMNH (Hellmayr and Conover 1(4), 1949:333, 341).

Wagstaffe (1978) makes no mention of *cinnamominus*, however, although Warren (1966: 144) does list a syntype of *isabellinus*.

[A specimen of *Falco ardosiaceus* Vieillot, P1(ed.2):410, 13/Fal/2/f/1, bears only a UMZC label printed "Swainson Collection". It was presumably used by Swainson (Birds West. Afr. 1, 1837:112, pl. 3, as *F. concolor* Temminck), but this is a misidentification. One species which Swainson (Class. birds 2, 1837:212) cites in support of the genus *Falco* is *F. unicolor* (sic), quoting the above numbered plate, probably a mere slip of the pen for *concolor*. There is no ground of any kind for regarding this specimen as having type status.]

*Falco cucullatus* Swainson (Anim. in Menag., 1838:340) P1(ed.2):415  
= *Falco ruficularis ruficularis* Daudin. 13/Fal/2/a/1.

Holotype, (♀), Brazil. Also marked by Swainson with his name as above. Wing 218 mm; hence sexing, from Brown and Amadon (1968:824)

[Sclater (Proc. Zool. Soc. Lond., 1864:487, pl. 34) in describing *Anas melleri* P1(ed.2):470, refers to two specimens obtained by Dr Meller at Analamazotra, presumably the same as Analamazaotra, at 18° 57'S, 48° 23'E: see under *Tylas eduardi*, P9: 300, below. Later he examined specimens in the Royal Institution at Woolwich, collected by J. Caldwell, including a female obtained at Antananarivo (=Tananarive, 18° 55'S, 47° 35'E), Sep 1862. Warren (1966:185) duly lists three syntypes as in the BMNH. Sclater also refers to a specimen belonging to A. Newton obtained by Roch at Tamatave. There is no such specimen in the UMZC, although there are two, both sexed as females, collected by Caldwell:12/Ana/3/aa/1,4: Moramanga (18° 58'S, 48° 15'E), 1 Aug 1862, Ambohidatrimbo (18° 46'S, 47° 26'E), 13 Sep 1862. If compared with the co-ordinates above, the second locality is less than 10 miles from Tananarive. Technically these two specimens cannot be regarded as syntypes, although this might be suspected. There is however no evidence that they were received through the Royal Institution, Woolwich; nor indeed that this applies to any of various other Caldwell specimens from Madagascar in the UMZC, received through E. Newton.]

*Tetrao (Lagopus) leucurus* Richardson (Amer. Orn. 4, 1831:330) P2:35  
= *Lagopus leucurus leucurus* (Richardson). 14/Tet/6/b/1.

Syntype, unsexed, Rocky Mountains, Drummond no. 23.

Also marked (in the same unrecognised handwriting) "Tetrao Lagopus leucurus n. sp." . . . "Winter"; and bears a UMZC label printed "Swainson Collection". Ostensibly Richardson's name as above has priority over the same name used by Swainson (in Swainson and Richardson, 1832:356, pl. 63). The wording is identical except that in the second mention of Drummond by Swainson the "r" has been omitted. The Swainson reference has the advantage that not only is it illustrated but followed by descriptions in some detail of five specimens. The second and fifth are in the RSME (Stenhouse, 1930a:276). The above appears to be the first one. The plumage is wholly white except for two dark feathers on the lower back, two on the neck, and a few small ones on the head.

[A specimen of *Tetraogallus a. altaicus* (Gebler) P2:61, 14/Pha/55/a/1, Altai Mts, Siberia, Strickl. no. 2797a, is referred to by Salvin (1882:572) as "Apparently a typical specimen". Salvin also gives the date as 1841, and the specimen is labelled by Strickland "1841, obtained from Brandt". There is no clue from Gebler's account (Bull. Sci. Acad. Imp. Sci. St. Pétersb. 1, 1836:31) that this particular specimen was before him. It is possible that it was, and that 1841 is merely the date of receipt of the specimen by Strickland from Brandt. However, this cannot be regarded even as a reasonable presumption.]

*Perdix picta* Jardine and Selby (Ill. Orn. 3, 1828: pl. 50, with text) P2:70  
= *Francolinus pictus pictus* (Jardine and Selby). 14/Pha/22/aa/2.

Holotype, (♀).

Only with a UMZC label printed "Deposited by the Trustees of P. J. Selby". See also Kinnear (Ibis, 1925:752), drawing attention to Jardine and Selby's statement that the type locality is Bangalore, the collector Lt J. Atherton. Apparently only the one specimen was available.

*Ptilopachus erythrorynchus* Swainson (Birds West. Afr. 2, 1837:220) P2:104  
= *Ptilopachus petrosus petrosus* (Gmelin). 14/Pha/47/a/1, 2.

Syntypes, unsexed, Senegambia, Rendall (no. 1 only).

No. 1 also marked by Swainson with his name as above. He (*op. cit.*) gives wing as  $4\frac{1}{2}$  in. (= 114 mm), unduly low (compare with the figures in Bannerman 1, 1930:335). In fact this specimen has wing 128 mm. Its total length, however, agrees with Swainson's figure of 10 in. It also agrees with his description in having a large whitish patch on the upper abdomen. This is greatly reduced in no. 2, which bears only a UMZC label printed "Swainson Collection". Nevertheless it is assumed that it too was available, even although Swainson gives no indication what material he had. No. 2 also has total length 10 in., but neither wing is measurable.

*Rallus neglectus* Swainson (Anim. in Menag., 1838:335) P2:162  
= *Rallus caeruleus* Gmelin. 15/Ral/48/b/8.

Holotype, unsexed (imm.), Brazil? (!).

Also marked by Swainson with his name as above. It is not mentioned by Sharpe (Cat. birds Brit. Mus. 23, 1894). The specimen agrees with the description. Immaturity is indicated by the grey of the underparts being washed brownish, with white banding on black confined to the flanks and thighs. There is no indication that Swainson had more than this one specimen.

*Rallus brachipus* (sic) Swainson (Anim. in Menag., 1838:336) P2:162  
= *Rallus pectoralis brachipus* Swainson. 15/Ral/48/j/2.

Holotype, unsexed, Tasmania.

Also marked by Swainson "Rallus brachypus". There is no indication that he had more than this one specimen, which has wing 104, culmen (from skull) 37, tarsus 29 mm.

*Rallus sanguinolentus* Swainson (Anim. in Menag., 1838:335) P2:168  
 = *Ortygonax rytirhynchos rytirhynchos* (Vieillot). 15/Ral/35/b/l.

Holotype, (♂), Brazil.

Also marked by Swainson with his name as above. There is no indication that he had more than this one specimen. Hellmayr and Conover (1(1), 1942:319) give reasons for preferring Swainson's name, which is also used by Ripley (1977:74). The specimen has wing 130, tail 65, culmen (from skull) 58, tarsus 47 mm; so from Ripley's figures a male.

*Rallus nivosus* Swainson (Anim. in Menag., 1838:361) P2:170  
 = *Pardirallus maculatus maculatus* (Boddaert). 15/Ral/36/a/2.

Holotype, unsexed.

Marked by Swainson with his name as above, otherwise merely "bought at Liverpool". There is no indication that he had more than this one specimen.

*Gallinula flavirostra* Swainson (Birds West. Afr. 2, 1837:244, pl. 28; Anim. in Menag., 1838:338) P2:182

= *Limnocorax flavirostra* (Swainson) 15/Ral/27/a/3.

Holotype, unsexed, Senegal.

Also marked by Swainson with his name as above. There is no indication that he had more than this one specimen. The equivalent name used by him (Class. birds 1, 1836:159) is *Rallus carinatus*. He makes referencē to his 1837 work, without mention of the name *G. flavirostra*, and does no more than illustrate the bill. According to Benson, Brooke, Dowsett and Irwin (Arnoldia, Rhod. 40(4), 1970:11), the correct spelling is *flavirostris*. Olson (Wilson Bull., 1973:404) considers *Limnocorax* inseparable from *Amaurornis*, although Ripley (1977:217) places it in *Porzana*. The Swainson specimen has wing 113, tail 49, culmen (from skull) 27, tarsus 42 mm.

*Gallinula curvirostra* Swainson (Anim. in Menag., 1838:337) P2:185  
 = *Porzana albicollis albicollis* (Vieillot). 15/Ral/44/a/1.

Holotype, unsexed.

Marked by Swainson "Gallinula curvirostris". The name is not mentioned by Sharpe (Cat. birds Brit. Mus. 23, 1894), nor by Hellmayr and Conover (1(1), 1942). Benson and Winterbottom (Ostrich, 1968:177) had difficulty in distinguishing the two sub-species, and the assignment as above is somewhat arbitrary. The specimen has both wings "stripped" (cf. Clancey, 1967), although an approximate measurement is 112 mm. There is no indication that Swainson had more than this one.

*Gallinula albifrons* Swainson (Anim. in Menag., 1838:338) P2:191  
 = *Laterallus melanophaius ?oenops* (Sclater and Salvin). 15/Ral/26/g/2.

Holotype, (♀), Brazil.

Also marked by Swainson with his name as above, although as pointed out by Sharpe (Cat. birds Brit. Mus. 23, 1894:139, footnote) it is inappropriate, since there is no white on the forehead. Assigned with some reservation to *oenops* rather than the nominate subspecies (cf. Ripley, 1977:199). It has been compared with the two syntypes in the BMNH, the one detailed by Warren (1966:214) showing the characters much the more

markedly. Nor are they so strikingly shown in the Swainson specimen. However, all three were compared with 22 specimens of the nominate, including eight of *L. m. lateralis* (Lichtenstein), not recognised by Ripley. Incidentally, Swainson's name antedates Sclater and Salvin's by 43 years. The specimen has wing 78, tail 37, culmen (from skull) 19, tarsus 28 mm: from Ripley's figures an apparent female. There is no indication that Swainson had more than the one specimen.

*Gallinula ecaudata* Swainson (Anim. in Menag., 1838:348) P2:192  
= *Laterallus viridis viridis* (P. L. S. Müller). 15/Ral/26/j/2.

Holotype, unsexed.

Marked by Swainson with his name as above. There is no indication that he had more than this one specimen. Wing 87 mm; belongs evidently to the nominate subspecies, according to the figures in Ripley (1977:193).

*Alethelia lineata* Swainson (Anim. in Menag., 1838:338) P2:197  
= *Sarothrura lineata* (Swainson). 15/Ral/50/d/1.

Holotype, (♀), Australia?

Also marked by Swainson with his name as above. There is no indication that he had more than this one specimen. In Swainson (*op. cit.*), in which only the female is described, the locality re-reads "Inhabits South Africa?". Keith, Benson and Irwin (Bull. Amer. Mus. Nat. Hist. 143(1), 1970:57) comment on this specimen. Swainson's name is antedated by *Crex affinis* Smith, 1828. Smith's name is now in general use, commonly as *Sarothrura a. affinis*. The wing-length of Swainson's specimen, 74 mm, falls within the range of South African material (Keith *et al.*, *op. cit.*:63).

*Zapornia watersi* Bartlett (Proc. Zool. Soc. Lond., 1879:772, pl.63) P2:197  
= *Sarothrura watersi* (Bartlett). 15/Ral/50/h/1.

Syntype, (♂), s.e. Betsileo, Dec 1875.

The handwriting on the original label is evidently that of T. Waters, since there is another label marked by A. Newton "Waters through E. Bartlett 6 May/80". The specimen is sexed "Female", but is in a male-like plumage. There are two other syntypes (male, female) in the BMNH. All these specimens were examined by Keith *et al.* (*op. cit.* under preceding taxon:63).

*Gallinula leucosoma* Swainson (Anim. in Menag., 1838:348) P2:198  
= *Poliolimnas cinereus cinereus* (Vieillot). 15/Ral/39/a/4.

Holotype, unsexed, India (!).

Also marked by Swainson with his name as above. Swainson (*op. cit.*) also gives "India", obviously incorrect. The specimen agrees well with nine Malaysian specimens in the BMNH. There is no indication that more than this one was available.

*Gallinula modesta* Swainson (Anim. in Menag., 1838:348) P2:200  
= *Amaurornis akool akool* (Sykes). 15/Ral/3/a/3.

Holotype, unsexed, India.

Also marked by Swainson with his name as above. There is no indication that he had more than this one specimen, which has wing 120 mm. It evidently belongs to the nominate subspecies, not *A. a. coccineipes* Sclater (cf. Ripley, 1977:259).



*Gallinula javanica* Horsfield (Trans. Linn. Soc. Lond. 13, 1821:196) P2:202  
 = *Amaurornis phoenicurus javanica* (Horsfield). 15/Ral/3/d/4.

Syntype, unsexed, Java, Horsfield.

“Horsfield Java” in handwriting of Swainson. Compared with another syntype in the BMNH. There is also a specimen, 15/Ral/3/ d/12, bearing a typical Horsfield label, evidently received in the UMZC from Horsfield direct. It cannot be claimed as another syntype, since it is in immature dress (cf. Ripley 1977:264), and Horsfield describes only the adult dress.

*Gallinula dionysiana* A. Newton (Dict. birds, 1896: 590, footnote) P2:204  
 = *Gallinula chloropus sechellarum* Hartert. 15/Ral/19/b/3.

Holotype, unsexed, from St. Denis, Seychelles, died in London Zoo, 20 Dec 1867.

This specimen is considered by Benson (1970–71:172) to be merely deformed, and according to whom *sechellarum* does not differ from *G. c. brachyptera* (Brehm), of Africa. Ripley (1977:287) goes still further, placing both as synonyms of *G. c. orientalis* Horsfield, of south-east Asia.

*Gallinula pyrrhorrhoa* A. Newton (Proc. Zool. Soc. Lond., 1861:19) P2:204  
 = *Gallinula chloropus pyrrhorrhoa* Newton. 15/Ral/9/b/11.

Syntype, ♀, Mapou, Mauritius, 10 Aug 1860.

Not listed by Warren (1966), a specimen in the BMNH bearing a label “R. Barclay. 1831. Mauritius”, and a later one “81.5.1. 5683. Gould” was the other one (syntype) mentioned by Newton, and is marked by him “pyrrhorrhoa A. Newton”.

*Porphyrio indicus* Horsfield (Trans. Linn. Soc. 13, 1821:194) P2:208  
 = *Porphyrio poliocephalus indicus* Horsfield. 15/Ral/40/c/17.

Syntype, (♀), Java, Horsfield.

“Horsfield Java” in handwriting of Swainson. Compared with another syntype in the BMNH, a relaxed mount. The UMZC specimen was never mounted, but allowing for this the two agree in style of skinning. Wing 221, tarsus 78 mm: from Ripley (1977:302) an apparent female.

*Parra atricollis* Swainson (Anim. in Menag., 1838:334) P2:227  
 = *Actophilornis albinucha* (I. Geoffroy Saint Hilaire). 16/Jac/1/b/8.

Holotype, (♂) Madagascar, Sir W. F(arquhar).

Also marked by Swainson with his name as above. There is no indication that he had more than this one specimen. Swainson (*op. cit.*) gives locality “India?”! Wing 118 mm: from Benson, Colebrook-Robjent and Williams (L’Oiseau et R.F.O., 1976:132) an apparent male.

*Haematopus arcticus* Jardine (ed., Wilson’s Amer. Orn. 3, 1832:35; in Jardine and Selby, Ill. Orn. 9, 1833: text to pl. 125) P2:234

= *Haematopus leucopodus* Garnot. 16/Hae/1/c/1.

Holotype, unsexed, N. America (!); Jardine no. 8032.

Also marked by Jardine with his name as above, and "Type of plate Orn. Illus". The text in Jardine and Selby (*loc. cit.*) is headed with this name too, although the plate is titled with Temminck's name *H. palliatus*, from which *arcticus* is distinguished in both references. "S. America" would at least have been more apt than "N. America".

*Vanellus tricolor* Horsfield (Trans. Linn. Soc. **13**, 1821:186) P2:238  
= *Rogibyx tricolor* (Horsfield). 16/Cha/24/a/1.

Syntype, unsexed.

Bears a typical Horsfield label. Compared with the syntype in the BMNH detailed by Warren (1966:298), which seems never to have been mounted, whereas the UMZC specimen is a relaxed mount. Allowing for this the two agree in style of skinning.

*Vanellus strigilatus* Swainson (Birds West. Afr. **2**, 1837:241) P2:239  
= *Afribyx senegallus senegallus* (Linnaeus). 16/Cha/1/a/3.

Holotype, unsexed.

Only with a UMZC label printed "Swainson Collection". There is no indication that Swainson had more than this one specimen.

*Charadrius pallidus* Strickland (Contr. Orn., 1852:158) P2:250  
= *Charadrius venustus rufocinctus* Reichenow. 16/Cha/5/s/1.

Holotype, unsexed, (imm.), Damaraland, 1852, C.J. Andersson; Strickl. no. 2920a.

Marked by Strickland with his name as above, and see also Salvin (1882:598). Roberts (1936a:265) examined this specimen, and as a result resuscitated Strickland's name, now commonly regarded as applicable to the species (not *venustus* as above, thus see White, 1965:126). The type locality of nominate *pallidus* is usually accepted as Walvis Bay, as in Clancey *et al.* (Ostrich, 1965:54).

*Aegialitis sanctae-helenae* Harting (Ibis, 1873:260, 262, 266, pl. 9) P2:252  
= *Charadrius sanctae-helenae* (Harting). 16/Cha/5/p/2,3.

Syntypes, ♂, ♀, St. Helena, 6 Dec 1867, E.L. Layard.

Harting examined 12 specimens, including two from A. Newton, surely the above two; and see also Layard (Ibis, 1867:249–251). There is another syntype in the BMNH, "Probably collected by Layard" (Warren, 1966:260).

*Charadrius damarensis* Strickland (Contr. Orn., 1852:158) P2:255  
= *Eupoda asiatica* (Pallas). 16/Cha/10/a/2.

Holotype, unsexed (winter), Damaraland, 1852, C.J. Andersson; Strickl. no. 2905b.

Also marked by Strickland with his name as above, and regarded as "the type" by Salvin (1882:595).

*Scolopax douglasii* Swainson (in Swainson and Richardson, Fauna Bor.-Amer. **2**, 1832:400) P2:276

= *Capella delicata* (Ord). 16/Sco/7/a/12.

Holotype, unsexed.

Bears a UMZC label printed "Swainson Collection", and an earlier one marked "Scol. Drummondi, no. 52 Mountains", handwriting unknown, but possibly Richardson's. In the Newton Library copy of the above reference, against the description of *S. douglasii* there is a note by A. Newton "Now in University Collection at Camb.". So, despite the labelling "Scol. Drummondi", the above specimen is accepted as the one used by Swainson in describing *douglasii*, as it was by Hellmayr and Conover (1(3), 1948: 147). The specimen used by Swainson (*loc. cit.*) in describing *S. drummondii* is presumed lost. There is only this one specimen from Swainson or Richardson of what is now *C. delicata* in the UMZC, and it is presumed to be the holotype.

*Scolopax braziliensis* Swainson (in Swainson and Richardson, Fauna Bor.-Amer. 2, 1832: 400) P2:276

= *Capella paraguaiae paraguaiae* (Vieillot). 16/Sco/7/j/3,5.

Syntypes, unsexed, Brazil, W.S(wainson).

Both also marked by Swainson with his name as above Wings 117, 121mm. There are two other specimens only with a UMZC label printed "Swainson Collection", except that one is also marked by Swainson "Brazil Langsdorff" (note that Swainson, *op. cit.*, gives only himself as collector); wings 117, 120 mm.

*Scolopax magellanicus* King (Zool. Journ. 4, 1828:93) P2:277

= *Capella paraguaiae magellanica* (King). 16/Sco/7/j/7.

Syntype, unsexed, Straits of Magellan, Capt. P.P. King, R.N.

The foregoing from original label. Bears another one indicating receipt from A. and E. Newton, Dec 1874, also endorsed: "Apparently one of the types of *Scolopax magellanicus*, King, Zool. Journ. iv, p. 93. The label is apparently in L. Fraser's handwriting formerly Curator to the Zool. Soc.". King (*op. cit.*) does not indicate what material he had, but from the second (Newton) label the specimen would appear to be no more than a syntype. No other possible one could be found in the BMNH. Hellmayr and Conover (1(3), 1948: 153), who incidentally state of *magellanica* "type evidently lost", give colour differences between it and nominate *paraguaiae*. Examination of ample material in the BMNH supports this, *magellanica* having in particular a less blackish appearance on the upperparts. On the other hand, Tuck (Canad. Wildl. Serv. Mon. 5, 1972:108) stresses the longer wings of *magellanica*. The King specimen is decidedly blackish above, and has wing only 118 mm, thus close to the figure above for Swainson specimens of the nominate subspecies. One can only suppose that it is an aberrant individual, atypical of *magellanica*. Unfortunately, King compares it only with the "European" bird, as *S. gallinago*.

*Limicola sibirica* Dresser (Proc. Zool. Soc. Lond., 1876:674) P2:287

= *Limicola falcinellus sibirica* Dresser. 16/Sco/16/a/3,6.

Syntypes, unsexed (summer), respectively India, 1846, E. Blyth, Siberia, 1846, J.F. Brandt; Strickl. nos 2975c, 2976a.

See also Salvin (1882:609), who notes that 2976a was assigned to *sibirica* by Dresser, and was available to him "when describing this species". In fact Dresser also refers to a Blyth specimen of *sibirica* in the UMZC. Yet Salvin refers three Blyth specimens to *L. platyrhyncha* (now *L. f. falcinellus*), of which 2975c would appear to be the one which Dresser identified

as *sibirica*. The other two are in winter dress, in which the subspecies are indistinguishable (Ali and Ripley 2, 1969:314). Dresser evidently had a number of further specimens of *sibirica*, although their whereabouts is not known.

*Cursorius temminckii* Swainson (Zool. Ill. 1(2), 1822: pl. 106, with text) P2:300  
= *Cursorius temminckii temminckii* Swainson. 16/Gla/1/c/2.

Holotype, unsexed, Senegal.

Also marked by Swainson "Tachydromus leucogaster Sw. West. Af. T. senegalensis?? Lich.". The reference in the heading is seemingly correct, not Zool. Ill. 2, 1822 as commonly quoted, the date for which is moreover 1831. Swainson (*op. cit.*) evidently changed his mind about the name to be used, without amending the label. He (2, 1837:230) used *Tachydromus senegalensis* Lichtenstein, believing that it antedated his name *temminckii*. However, *fide* Sharpe (Cat. birds Brit. Mus. 24, 1896:41), Swainson's name is the earlier. The specimen has wing 129 mm. There is no indication that Swainson had more than this one. The species is sometimes now considered monotypic, as in White (1965:135).

*Macrotarsius bitorquatus* Jerdon (in Blyth, Journ. As. Soc. Bengal 17(1), 1848:254) P2:303  
= *Rhinoptilus bitorquatus* (Blyth). 16/Gla/5/b/l.

Syntype, unsexed, Madras, 1846, Jerdon; Strickl. no. 2899a.

No claim is made by Salvin (1882:594) for this specimen having type status. Jerdon (in Blyth, *op. cit.*) gives no indication of what material he had available. Strickland (Proc. Zool. Soc. Lond., 1850:220) merely mentions the species incidentally in discussing the African *R. chalconotus* (Temminck). However, Jerdon (Birds India, 3, 1864 and 1877: 628), again without giving any details of his material, does claim that nobody but himself had ever collected the species. It is assumed that the above specimen is at least a syntype. Although Blyth is usually credited with the name *bitorquatus*, it would appear more correct to attribute it to Jerdon. The only two specimens in the BMNH of this apparently extinct species were collected by W.T. Blanford in Mar. 1871.

[A Swainson specimen, 16/Lar/9/h/14, is marked by him "Larus Canus (?). Male. June 7 1826. Bear Lake", and is evidently the one assigned by Swainson and Richardson (Fauna Bor.Amer. 2, 1832:420) to *L. canus* Linnaeus, but of size "rather greater". Wing 356 mm, virtually the same as the 14 in. quoted. This specimen evidently belongs with *L. c. brachyrhynchus*, P2:315, cf. Richardson (*op. cit.*: 422), the one of which detailed is not in the UMZC. Nor is the one detailed under *L. zonorhynchus*, (now *L. delawarensis* Ord, P2: 315), cf. Richardson (*op. cit.*: 421), although one of the other two incidentally mentioned may be: viz. 16/Lar/9/k/2, bearing a UMZC label printed "Swainson Collection", with an original label "Carlton House June 21st", the handwriting believed to be Richardson's.]

*Larus poiocephalus* Swainson (Birds West. Afr. 2, 1837:245, pl. 29) P2:321  
= *Larus cirrocephalus poiocephalus* Swainson. 16/Lar/9/i/2.

Holotype, unsexed (summer), Senegambia, R(endall).

Dwight (Bull. Amer. Mus. Nat. Hist. 52, 1925:275) very reasonably suggested that *poiocephalus* is a misprint for *poliocephalus* (grey-headed). Unfortunately, contrary to

normal practice, Swainson has only marked the label "R. Senegambia". The species is now often considered monotypic (as in White, 1965:141). There is no indication that Swainson had more than the one specimen.

*Larus bonapartii* Swainson and Richardson (Fauna Bor.- Amer. 2, 1832:425-426, pl. 22)  
= *Larus philadelphia* (Ord). 16/Lar/9/dd/8. P2:324

Syntype, ♂ (summer), 26 May 1826, killed by Mr Beck.

No locality on an original label, but date and collector as above. The handwriting is probably Richardson's. The same label is also marked, in another handwriting, not recognised at all, "Larus Bonapartii Bonaparte's Gull of North: Zool. Arctic Expedn". Wing 270 mm. The female is stated to be "a little smaller". Another specimen, only with a UMZC label printed "Swainson Collection", also in summer dress, in fact also has wing 270 mm. Stenhouse (1930a: 275) records another male syntype in the RSME, and points out that the type locality is correctly Great Bear Lake, not Great Slave Lake as given by Swainson and Richardson.

*Thalassites melanotis* Swainson (Birds West. Afr. 2, 1837:253) P2:331  
= *Hydroprogne tschegrava tschegrava* (Lepechin). 16/Lar/7/a/5.

Holotype, unsexed (winter), West Africa.

Also marked by Swainson with his name as above, and examined by Salvin (Cat. birds Brit. Mus. 25, 1896:35). Swainson positively states that he had only the one specimen, which he considered immature, although it agrees with the description of the winter dress as in Bannerman (2, 1931:247). The species is now usually considered monotypic (as in White, 1965:143).

*Sterna melanopectera* Swainson (Birds West. Afr. 2, 1837:249) P2:337  
= *Sterna anaethetus melanopectera* Swainson. 16/Lar/15/d/11.

Holotype, unsexed, Gambia, Rendall.

Also marked by Swainson with his name as above. There is no indication that he had more than the one specimen. This subspecies is not recognised by White (1965:145)

*Sternula balaenarum* Strickland (Contr. Orn., 1852:160) P2:339  
= *Sterna balaenarum* (Strickland). 16/Lar/15/f/1.

Holotype, unsexed (summer), Damaraland, 1852, C.J. Andersson; Strickl. no. 3055a.

Also marked by Strickland with his name as above. "The type of this species" (Salvin, 1882:625). The type locality might be suitably restricted to Walvis Bay, cf. Clancey (Durban Mus. Novit. 7(10), 1965:314).

*Sterna cristata* Swainson (Birds West. Afr. 2, 1837:247, pl. 30) P2:343  
= *Thalasseus maximus albididorsalis* (Hartert). 16/Lar/16/e/1.

Holotype, unsexed (summer), Gambia.

Also marked by Swainson with his name as above. It is pre-occupied by *Sterna cristata* Stephens, 1826, cf. Peters (2, 1934: 342). There is no indication that Swainson had more than this one specimen.

*Pterocles tricinctus* Swainson (Birds West. Afr. **2**, 1837:222, pl. 23) P3:10

= *Pterocles quadricinctus quadricinctus* Temminck. 17/Pte/1/m/3.

Syntype, (♂ imm.), Senegal. Also marked by Swainson with his name as above; also "female", considered incorrect, since it shows slight signs on the underparts of acquiring the adult male dress. Swainson writes of "both sexes", which he describes, so that this specimen cannot be more than a syntype. The species is considered monotypic by White (1965:150).

*Treron magnirostris* Strickland (Ann. Mag. Nat. Hist. **14**, 1844:116) P3:13

= *Butreron capellei* (Temminck). 17/Col/3/a/1,2.

Syntypes, (♀), Malacca, 1839, Askew, (♂), Malacca, 1843, Kirtland; Strickl. nos 2722a,b. Although not marked by Strickland with his name as above (nor does Salvin, 1882:556, give any indication of type status), presumed to have been used by Strickland (*op. cit.*). He refers to the apparent female as "younger". The two specimens have been sexed on the characters as given by Goodwin (1967:311). Strickland (Proc. Zool. Soc. Lond., 1846:105) withdrew his name, pointing out its synonymy with Temminck's.

*Vinago nudirostris* Swainson (Birds West. Afr. **2**, 1837:205) P3:20

= *Treron calva nudirostris* (Swainson). 17/Col/52/c/5.

Syntype, unsexed, Senegambia.

Also marked by Swainson with his name as above. Wing 149 mm, evidently the smaller of the two specimens which he had; measurement almost identical, viz.  $5\frac{8}{10}$  in. This figure is within the range of *T. c. sharpei* (Reichenow), for which White (1965:164, under *poensis*) gives 140–161 mm, but for *nudirostris* 154–167 mm. Furthermore, in colour the specimen agrees with material in the BMNH assigned to *sharpei*, a specimen from as far east as Cameroun being identical. Unfortunately Swainson's larger specimen, wing  $6\frac{2}{10}$  in. (157 mm), cannot be found. It seems best not to propose any change in nomenclature. Assuming that "Senegambia" is correct, for practical purposes the UMZC specimen may be regarded as aberrant.

*Treron jerdoni* Strickland (Ann. Mag. Nat. Hist. **13**, 1844:38) P3:23

= *Treron phoenicoptera chlorigaster* (Blyth). 17/Col/52/h/1.

Holotype, unsexed, 1833, Askew; Strickl. no. 2721a.

Salvin (1882:556) makes no mention of type status. Marked by Strickland "Exactly agrees with *militaris* of Jerdon". Strickland (*loc. cit. supra*) states that *militaris* is a "very distinct and unnamed species", and he named it as a compliment to Jerdon. Later (*op. cit.*:205) he notes that *chlorigaster* and *jerdoni* were named "almost simultaneously".

*Ptilinopus purpuratus* var. *Regina* Swainson (Zool. Journ. **1**, 1825:474) P3:29

= *Ptilinopus regina regina* Swainson. 17/Col/46/ee/4.

Holotype, (♂).

Only with a UMZC label printed "Swainson Collection". Sexed by comparison with material in the BMNH and from Goodwin (1967:355). From Swainson (*op. cit.*: 475), the "Female or young bird" would appear to be the next specimen below, 17/Col/46/cc/1. He seems to have had only the two specimens, obtained from a Mr Brogden (not listed by Whittell **2**, 1954). So 17/Col/46/ee/4 above is regarded as the holotype.

*Columba kurukuru*, var. *taitensis* Lesson (Voy. Coquille, libr. 1. 1826:297) P3:29  
 = *Ptilinopus purpuratus* (Gmelin). 17/Col/46/cc/1.

Syntype, (♂), Tahiti, Apr 1823, Garnot.

See also immediately above. With a UMZC label printed "Swainson Collection". Without any Swainson label of his own, but with an earlier one (in an unknown handwriting) marked "M. Garnot chirug voy. aut. du mo[...] corvette lacoquille avril 1829 (?=3) otaitee" (the reverse is marked "taiti 97"). The essential meaning seems clear as interpreted above. As already indicated in the List of Authors, Garnot was with Lesson on the Voyage of *La Coquille*, 1822–25. The last digit in the year appears to be "9", but it is presumed that "3" was intended. According to Whittell (1, 1954:79), *La Coquille* arrived at Tahiti on 3 May 1823. By 1826 she had been rechristened *Astrolabe* (Stresemann, 1975:138), and her naturalists were Quoy and Gaimard, no longer Lesson and Garnot. Furthermore, this appears to be the specimen which already in 1825 Swainson (*loc. cit. supra*) thought was the female or young of his *P. r. regina*. It has been sexed by comparison with material in the BMNH, and from Goodwin (1967:357). It is assumed that Lesson had more than this one specimen.

*Columba intermedia* Strickland (Ann. Mag. Nat. Hist. 13, 1844:39) P3:59  
 = *Columba livia intermedia* Strickland. 17/Col/8/y/34.

Holotype, unsexed, India, bought at Steven's, 1845; Strickl. no. 2658a.

Salvin (1882:544) comments "Probably Strickland's type", which there is no reason to doubt.

*Turtur comorensis* E. Newton (Proc. Zool. Soc. Lond., 1877:300) P3:91  
 = *Streptopelia picturata comorensis* (E. Newton). 17/Col/51/i/7–9.

Syntypes, ♂, ♀, ♀ (imm.), Johanna (Anjouan, Comoro Islands), 1876 (imm., 15 Nov), C.E. Bewsher. Originally marked "Turtur anjuanensis", the second name later changed to "comorensis". Newton mentions four specimens. He makes no allusion anywhere (*op. cit.*: 295–302) to any transfer of specimens. However, Dr C. Violani has most kindly provided a photocopy of an extract from Count E. Turati's MS catalogue of his private collection, bequeathed together with the collection itself on his death to the Milan Museum (Salvadori, Ibis, 1881:608–610; 1884:362). Although there is no mention of it in his publication, this photocopy shows that Newton disposed of 41 specimens from the collection made for him by Bewsher on Anjouan to Count Turati, apparently at a price of 8 lire per specimen. Included were two males of *T. comorensis* (one marked in the catalogue "TYP"), so that Newton must have had five, not four, syntypes. Sadly, both were destroyed during a bombing raid on Milan in 1943. The same applies to syntypes of *Turdus bewsheri* (below, PI0:178), *Ellisia longicaudata* (P11:33) and *Tchitreia vulpina* (P11:491). Violani reports that only two syntypes of *Zosterops anjouanensis* (P12:335) survive.

*Turtur aldabranus* Sclater (Proc. Zool. Soc. Lond., 1872(1871):623, 692, pl. 73) P3:91  
 = *Streptopelia picturata aldabrana* (Sclater). 17/Col/51/i/12–13.

Syntypes, ♂, ♀, died in London Zoo (♂, 1873; ♀, 1871)

Both marked "Turtur aldebranus" (sic). Sclater refers to both, without differentiation of any kind, and indicating an Aldabran origin. In fact, they do not agree with specimens known definitely to emanate from that atoll, assigned by Benson (Atoll Res. Bull. 118,

1967:76–79) to *S. p. coppingeri* (Sharpe). On the contrary, Benson found that they agreed with *S. p. saturata* (Ridgway) of the Amirante Islands. Sclater's name antedates Ridgway's by more than 20 years. Geographically, it is highly misleading. Benson suggests that the name *aldabranus* might be suppressed under the International Code, but there is no provision for such action. Indeed, there are many other examples among birds of similarly inept names: thus cf. Benson and Penny (Phil. Trans. Roy. Soc. Lond. **B260**, 1971:465).

*Turtur erythrophrys* Swainson (Birds West. Afr. **2**, 1837: 207, pl. 22) P3:93  
 = *Streptopelia semitorquata erythrophrys* (Swainson). 17/Col/51/1/2.  
 Holotype, unsexed, Senegal.

Also marked by Swainson with his name as above. There is no indication that he had more than this one specimen. It has wing 180 mm, almost the same as Swainson's 7 in. There is much geographical variation in size in this species, although both White (1965: 156) and Goodwin (1967:134) regard it as monotypic. There is no specimen in the UMZC of *Turtur semitorquatus* Swainson, according to Salvadori (Cat. birds Brit. Mus. **21**, 1893: 428) a synonym of *T. vinaceus* (Gmelin).

*Chalcophaps natalis* Lister (Proc. Zool. Soc. Lond., 1889(1888):522) P3:114  
 = *Chalcophaps indica natalis* Lister. 17/Col/5/a/11–14.  
 Syntypes, 2♂♂, ♀, (♀), Christmas Island, Indian Ocean, Oct 1887, J.J. Lister. There are three other syntypes in the BMNH.

*Geotrygon sylvatica* Gosse (Birds Jamaica, 1847:316) P3:133  
 = *Geotrygon versicolor* (Lafresnaye). 17/Col/20/a/5,6.  
 Syntypes, (♀♀), Jamaica, 1848, P.H. Gosse; Strickl. nos 2695a,b.  
 Salvin (1882:551) makes no indication of type status, but 1848 is presumed to be year of receipt by Strickland, not of collecting. Sexed by comparison with other material in the UMZC, and from Goodwin (1967:253).

*Leptolophus auricomis* Swainson (Zool. Ill. **2**, 1832–33: pl. 112, with text) P3:179  
 = *Nymphicus hollandicus* (Kerr). 18/Psi/48/a/3,4.  
 Syntypes, (♀♀).  
 Each only with a UMZC label printed "Swainson Collection". Swainson evidently had no male specimen.

*Conurus chrysophrys* Swainson (Anim. in Menag., 1838:320) P3:190  
 = *Aratinga pertinax chrysophrys* (Swainson). 18/Psi/8/q/3,4.  
 Syntypes, unsexed.  
 Each only with a UMZC label printed "Swainson Collection", except that no. 3 does also bear a small label marked "34. Male" (handwriting unknown). However, cf. Forshaw (1973:402), it has wing 134, tail 102 mm, and may have been mis-sexed. No. 4 has both the wings and tail incomplete.

*Conurus xantholaemus* Sclater (Ann. Mag. Nat. Hist. **3**(4), 1859:225) P3:190  
 = *Aratinga pertinax pertinax* (Linnaeus). 18/Psi/2/q/1,2.  
 Syntypes, unsexed, St. Thomas, West Indies, 1859, F.R. Newton.  
 Locality, date and collector's name in handwriting of A. Newton, and both marked by him "Typus". See also Newton and Newton (Ibis, 1859:374). Cf. Forshaw (1973:400), these



specimens seem unusually small: wing 128, 131, tail (tips of both worn) 89, 92 mm. Warren (1966:316) lists one syntype as in the BMNH. There is at least one other, no. 1859.6.29.42.

[There is a Jardine specimen of *Psittaca calita* Jardine and Selby (Ill. Orn. 2, pt. 6, 1830: pl. 82, with text), P3:200, who state that a Dr Gillies had provided specimens from the Province of Mendoza. Unfortunately this specimen, 18/Psi/41/a/l, Jardine no. 1561, has no locality or collector's name. Wing 135, tail 123, culmen (exposed) 17 mm, indeed agreeing with figures for *Myiopsittacus monachus calita* (Jardine and Selby) in Forshaw (1973:445).]

*Agapornis cyanopterus* Swainson (Anim. in Menag., 1838:320) P3:204  
= *Forpus passerinus passerinus* (Linnaeus). 18/Psi/25/d/7.

Syntype, (♂), Brazil.

Also marked by Swainson with his name as above. Another specimen, 18/Psi/25/d/6, is marked by him "Female Brazil", and is wholly green. It is not possible to decide whether it is a female of *cyanopterus* or of *A. guianensis* Swainson (*loc. cit.*); Swainson did not mark it with either name.

*Psittacus chryseurus* Swainson (Zool. Ill. 1(3), 1823: pl. 141, with text) P3:209  
= *Touit surda* (Kuhl). 18/Psi/78/h/4.

Syntype, (♀).

Only with a UMZC label printed "Swainson Collection". Although he does not mention any difference in tail colour, Swainson writes of obtaining both a male and a female near Pernambuco, Brazil. There is no such male in the UMZC. Forshaw (1973:483) lists a subspecies *T. s. ruficauda* Berla from Pernambuco, but is doubtful as to its validity. The Swainson specimen has wing 122, tail 52 mm, measurements within the range of *T. s. surda*, not *ruficauda*, as given by Forshaw. Forshaw (personal communication) has kindly provided the full reference to Berla's name, viz. Rev. Brasil. Biol. 14(1), 1954:59–60.

*Psittacus viridissimus* Swainson (Zool. Ill. 1(3), 1823: pl. 155, with text) P3:213  
= *Graydidascalus brachyurus* (Kuhl). 18/Psi/29/a/l.

Holotype, (♀).

Only with a UMZC label printed "Swainson Collection". Wing 142, tail 49 mm; thus an apparent female, cf. Forshaw (1973:499). There is no indication that Swainson had more than the one specimen.

[A Jardine specimen of *Pionus gulielmi* Jardine (Contr. Orn., 1849:64, pl. 28), now *Poicephalus g. gulielmi* (Jardine), P3:226, 18/Psi/58/c/11, Jardine no. 1701, is listed in an old register by Gadow "Type. Jardine Coll", but this cannot be correct. Jardine marked his label "West Africa 1863 Du Chaillu", and on the reverse "Differs from type specimen. Bill much stronger". Salvadori has added "*Poeocephalus aubryanus* Souancé T. Salvadori". Only the name, but not the specimen, is listed by Salvadori (Cat. birds Brit. Mus. 20, 1891:367). From reading Souancé's description, published in 1856, there is no evidence that he could have used this specimen, which was in any case apparently collected in 1863. It should be stressed that the specimen used by Jardine (*op. cit.*) was brought home by his son after a three-year cruise in H.M.S. Favourite. In Anon. (1886:41) only the Du Chaillu specimen and another "West Africa Uncertain" are mentioned. Only the former is in the UMZC.]

- Coracopsis barklyi* E. Newton (Proc. Zool. Soc. Lond., 1867:346, pl. 22) P3:230  
 = *Coracopsis nigra barklyi* E. Newton. 18/Psi/17/a/10–12.  
 Syntypes, 2♂♂, ♀, Praslin, Seychelles Archipelago, 8 Feb 1867, E. Newton.  
 One other syntype in the BMNH. Newton does not indicate how many specimens he had.  
 [*Coracopsis sibilans* Milne-Edwards and Oustalet. Appendix 2. P3:230]
- Palaeornis wardi* E. Newton (Proc. Zool. Soc. Lond., 1867:346) P3:242  
 = *Psittacula eupatria wardi* (E. Newton). 18/Psi/67/g/1–3.  
 Syntypes, ♂, 2♀♀, Seychelles Archipelago, 1867, Swinburne Ward.  
 Almost certainly from Mahé. Newton indicates that he had only these three specimens.  
 Benson (1970–71:2) gives the locus of other material of this form, unrecorded since 1893.  
 In addition, there are two specimens in the MCML (Fisher, 1981:281), although there  
 were formerly three (Forbes and Robinson, Bull. Liverpool Mus. 1, 1898:17).
- Palaeornis echo* A. and E. Newton (Ibis, 1876:284) P3:243  
 = *Psittacula krameri echo* (Newton and Newton). 18/Psi/67/k/1–4.  
 Syntypes, all from Mauritius, 2 imm. ♂♂, Vacoa, 12 Apr, 31 Dec 1860, C.E. Banks; ♂,  
 ♀, Bois Sec, Oct 1873.  
 For the location of two other syntypes, see Benson (1970–71:5). *Fide* Stresemann (Ibis,  
 1952:517,523), *Psittacus eques* Boddaert, 1783, did not emanate from Ile de Bourbon  
 (Réunion) but Ile de France (Mauritius), and long antedates *echo*.
- Palaeornis exsul* A. Newton (Ibis, 1872:33) P3:244  
 = *Psittacula exsul* (A. Newton). 18/Psi/67/h/1.  
 Holotype, ♀, Rodriguez, 1871, G. Jenner.  
 The only other skin of this species, unrecorded since 1874, is also in the UMZC (Benson,  
 1970–71:3).
- Turaco albocristatus* Strickland (Ann. Mag. Nat. Hist. 7, 1841:33) P4:5  
 = *Tauraco corythaix corythaix* (Wagler). 19/Mus/6/b/1.  
 Holotype, unsexed, 1840, ex Arthur Strickland; Strickl. no. 2067a.  
 Cf. Salvin (1882:424), its type status is accepted, even although the name *albocristatus*  
 pencilled on the label does not appear to be in Strickland's handwriting.
- Cuculus rubiculus* Swainson (Birds West. Afr. 2, 1837:18) P4:16  
 = *Cuculus solitarius* Stephens. 19/Cuc/13/i/1.  
 Syntype, unsexed, India? (!).  
 Marked by Swainson with his name as above. Clearly an African *C. solitarius*, adult.  
 Swainson also examined what he considered to be a young bird of the same species,  
 although it did not come into his possession.
- Cuculus nigricans* Swainson (Zool. Ill. 2, 1831: pl. 7, with text) P4:16  
 = *Cuculus clamosus clamosus* Latham. 19/Cuc/13/b/2.  
 Holotype, unsexed, Africa, Ward.  
 Also marked by Swainson with his name as above. Underparts wholly black, therefore  
 not *C. c. gabonensis* Lafresnaye, of which *mabirae* van Someren and *jacksoni* Sharpe are

considered synonyms by White (1965:184). Swainson indicates that he saw only the one specimen, from western Africa, and (2, 1837:180) gives locality as Senegal.

*Cuculus lineatus* Swainson (Birds West. Afr. 2, 1837:178, pl. 18) P4:19  
= *Cuculus canorus gularis* Stephens. 19/Cuc/13/a/16.

Syntype, unsexed, Senegambia, R(endall).

Also marked by Swainson with his name as above. He also describes what he considered to be a young bird of this form, but it may have been lost. The present specimen appears to be fully adult, although it is obscurely tawny on the chest (apparently not considered conspicuous enough by Swainson to be worth mention).

[*Cuculus saturatus* Blyth. Appendix 1. P4:20]

[A female specimen of *Cuculus rochii* Hartlaub (Proc. Zool. Soc. Lond., 1862:224), now *C. poliocephalus rochii* Hartlaub, P4:20, 19/Cuc/13/g/1, collected by E. Newton at Chasmanna (near Tamatave), Madagascar, 2 Oct 1862, is referred to by A. Newton in an original specimen register as the "Type". Benson (in Benson, Brooke, Dowsett and Irwin. *Arnoldia*, Rhod. 4(40), 1970:17) did not consider that it could have type status, on the ground that the ostensible date of publication of Hartlaub's description, 11 Nov 1862, was only some 40 days after the date of collection. He concluded that Hartlaub had used an earlier specimen, which had been lost. Benson (Bull. Brit. Orn. Cl., 1974:55–56), on the other hand, claimed that the Chasmanna specimen could indeed have been used by Hartlaub, since the true date of publication was Apr 1863, allowing a lapse of not a mere 40 days but some six months between dates of collection and publication. Nevertheless, as pointed out by Dr G.F. Mees (personal communication 14 Aug 1975), the evidence is that Hartlaub's description, even although not published until Apr 1863, was presented, read and accepted for publication at a meeting of the Zoological Society on 11 Nov 1862. Thus again one is faced with a similar unlikelihood, that the specimen was collected only 40 days before the description was accepted for publication (in modern times, with air transport, such unlikelihood would be far less). Dr J.H. Becking (personal communication 20 Jan 1980), who is investigating the status of *rochii*, and to this end has examined over 40 specimens in museums in western Europe, has found the earliest dated specimen to be the Chasmanna one, and one other in the UMZC, 27/Cuc/13/g/2, recorded in Benson *et al.* (*op. cit.*, 1970) as a female, in fact unsexed, also collected in Oct 1862. The next earliest were collected in 1865, by Pollen and van Dam, and are in the RNHL. So Benson's original conclusion, that any type material of *rochii* is lost, is perhaps the correct one.]

*Pseudornis dicruoides* Hodgson. Appendix 1. P4:35

*Coccyzus pumilus* Strickland (Contr. Orn., 1852:28, pl. 82) P4:41  
= *Coccyzus pumilus* Strickland. 19/Cuc/10/h/1.

Holotype, unsexed, Trinidad, 1851, Argent; Strickl. no. 2153a.

Also marked by Strickland with his name as above, and see also Salvin (1882:441). In Peters *et al.* (4, 1940:41) the plate number is quoted as 83, but 82 is correct. "Trinidad" (initiated by Argent, a dealer) is evidently an error, although Schauensee (1970: 111) does give as a locality Margarita Island, off the coast of Venezuela, ca 150 miles to the westward. The specimen has wing 111, tail 91 mm.

[A specimen of *Piaya cayana* subsp., P4:45, 19/Cuc/27/a/2, bearing only a UMZC label printed "Swainson Collection", is marked by A.J van Rossem "this is not the type of *mexicana* Sw". Indeed, it has the under surface of the tail black rather than rufous, cf. Swainson (Phil. Mag., n.s., 1, 1827:440). Another Swainson specimen, 19/Cuc/27/a/3, is marked by him "Coccyzus cayanus Brazil". It has the under surface of the tail only slightly tinged rufous. The specimen (or specimens) used by Swainson in describing *mexicana* is probably lost.]

*Zanclostomus flavirostris* Swainson (Birds West. Afr. 2, 1837:183, pl. 19) P4:50  
= *Ceuthmochares aereus flavirostris* (Swainson). 19/Cuc/6/a/2.

Holotype, unsexed, Senegambia, R(endall).

Also marked by Swainson "Leptourus flavirostris", and (*op. cit.*: 184) he does propose a new subgenus *Lepteurus*. The specimen has wing 118, tail 186 mm. There is no indication that more than this one was available.

*Anabaenus rufescens* Swainson (Anim. in Menag., 1838:346) P4:53  
= *Rhinortha chlorophaea chlorophaea* (Raffles). 19/Cuc/30/a/7.

Holotype, (♂).

Only with a UMZC label printed "Swainson Collection". Swainson states "Inhabits India", clearly incorrect. He gives total length as 13 in., whereas the specimen measures 11.5 in. only. But he also gives wings as 4.5 in., with which it agrees closely, i.e. 113 mm, seven other males in the UMZC (from Malaysia) measuring 112–113 mm. It also agrees in colour with Swainson's description, and with these seven other specimens. Swainson makes no reference to the female colouring, although there is another Swainson specimen, again lacking an original label, 19/Cuc/30/a/29. It agrees in colour with nine Malaysian females in the UMZC; and has wing 113, cf. 111–118 mm. Swainson (Class. birds 2, 1837:324) also refers to *A.* (as *Anadaenus*) *rufescens*. Apparently he had only the one male.

*Crotophaga laevirostra* Swainson (Anim. in Menag., 1838:321, fig. 65a) P4:57  
= *Crotophaga ani* Linnaeus. 19/Cuc/12/a/14.

Holotype, unsexed, Brazil, W.S(wainson).

Only otherwise marked by Swainson "Crotophaga". Culmen smooth and as illustrated. Wing 146, tail 180 mm. In this and the three following taxa as recognised by him, Swainson apparently had only the one specimen of each.

*Crotophaga rugirostra* Swainson (Anim. in Menag., 1838:321, fig. 65b) P4:57  
= *Crotophaga ani* Linnaeus. 19/Cuc/12/a/13.

Holotype, unsexed.

Only with a UMZC label printed "Swainson Collection". Cf. Swainson, feathers of whole head and mantle with markedly glossy margins (much more so than in *laevirostra*); culmen wrinkled and as illustrated. Swainson was in apparent error in stating that slightly smaller than *laevirostra*, since wing 159, tail 195 mm.

*Crotophaga sulcirostris* Swainson (Phil. Mag., n.s., 1, 1827:440) P4:58  
= *Crotophaga sulcirostris sulcirostris* Swainson. 19/Cuc/12/c/5.

Holotype, unsexed, Mexico, Bullock.

Also marked by Swainson "Crotophaga sulcata Sw". Thus he modified the specific name without amending the label. Culmen longitudinally grooved, cf. Swainson (Anim. in

Menag., 1838:322, fig. 65c on previous page). Wing 144, tail 171 mm, thus correctly indicated by Swainson (*op. cit.*, 1838) as smaller than *rugirostra* (see figures above).

*Crotophaga semisulcata* Swainson (Anim. in Menag., 1838:346) P4:58  
= *Crotophaga sulcirostris sulcirostris* Swainson. 19/Cuc/12/c/4.

Holotype, unsexed.

Only with a UMZC label printed "Swainson Collection". This is marked by A.J. van Rossem "Type of *Crotophaga semisulcata* Swainson – not type of *sulcirostris*". Swainson's remark (*op. cit.*), that the culmen is "not much elevated", is correct by comparison with the holotype of *sulcirostris*. Wing 134, tail 166 mm.

*Centropus rectunguis* Strickland (Proc. Zool. Soc. Lond., 1846:104) P4:69  
= *Centropus rectunguis* Strickland. 19/Cuc/4/s/1.

Holotype, unsexed, Malacca, 1838, ex N.C. Strickland; Strickl. no. 2166c.

Salvin (1882:443) lists seven specimens as *Centropus bengalensis* (Gmelin). In fact they all belong to the species *C. sinensis* (Stephens), except 2166c, as above. Strickland indicates that *rectunguis* is nearly allied to *C. bubutus* Horsfield, the same as *sinensis* (Shelley, Cat. birds Brit. Mus. 19, 1891:343). He diagnoses *rectunguis*, however, by its shorter wings and tail, the hind claw also shorter, almost perfectly straight instead of being considerably curved. He compares it with a specimen sent by Jerdon from Madras, apparently Strickl. no. 2166e. Comparative measurements (2166c first) are: wing 156, 195, tail 172, 232; hind claw 13 (straight), 20.5 (curved); culmen (from skull) 39, 42, (exposed) 31, 34 mm. Both specimens appear to be in a full breeding-like dress; wholly black except for wings chestnut. Strickland did not mark 2166c as *rectunguis*, which may have been the cause of Salvin overlooking its true identity. Evidently he had only the one specimen of this taxon.

*Centropus affinis* Horsfield (Trans. Linn. Soc. 13, 1821:285) P4:72  
= *Centropus bengalensis javanensis* (Dumont). 19/Cuc/4/c/5.

Syntype, unsexed.

Bears a typical Horsfield label marked with his name as above; referred to by Salvin (1882:444), although there is no evidence that the single Strickland specimen (2168a) also has type status. The Horsfield specimen bears another label marked "Selby colln?", but this is probably in error, and it was probably received from Horsfield direct. It has the head and underparts wholly black; wing 138 mm, tail missing. There are several syntypes in the BMNH.

*Scops senegalensis* Swainson (Birds West. Afr. 1, 1837:127) P4:93  
= *Otus senegalensis senegalensis* (Swainson). 20/Str/16/cc/2.

Holotype, unsexed, Gambia, Rendall.

Marked by Swainson with his name as above. Wing 138 mm, first primary shorter than sixth; cf. White (1965:193), who regards the African forms as conspecific with *O. s. scops* (Linnaeus). There is no indication that Swainson had more than this one specimen.

*Scops capnodes* Gurney (Ibis, 1889:104) P4:95  
= *Otus rutilus capnodes* (Gurney). 20/Str/16/z/6,7.

Syntypes, unsexed, Anjouan, Comoro Islands, Humblot (received per G.A. Frank, 1888).

Omitted in error by Benson (1970–71:5) from a list of Malagasy Region type material, although mentioned by him (1972:68) as belonging to a form which may be extinct. These are Gurney's specimens "A" and "B", the differences between them being clear. There are three other syntypes in the BMNH, originally in the Gurney Collection in the Norwich Castle Museum. Warren (1966:51) gives the collector as G.A. Frank, but he (as G.A. Frank, jun.) was the dealer, the collector being Humblot (Sharpe, 1906:354).

[Although there are two specimens ex A. and E. Newton of *Otus nudipes newtoni* (Lawrence, 1860), P4:107, 20/Str/16/w/1,2, from St Croix, West Indies, no. 1 was not received until 1863, no. 2 not collected until 1880. These authors (Ibis, 1859:64–65) indeed only mention "our four examples, now deposited . . . at Norwich . . .". They are now all in the BMNH (Warren, 1966:202).]

[A specimen of *Lophotrix cristata stricklandi* Sclater and Salvin, P4:110, 20/Str/10/a/1, Strickl. no. 2324a, was described and illustrated by Strickland (Contr. Orn., 1848:60, pl. 8, as *Scops cristata* var.), and is duly listed by Salvin (1882:474), as collected at Coban (Guatemala), 1848, by L.L. Dillwyn. Sclater and Salvin's name is based on the above illustration, and three specimens received by them from Skinner. Not listed by Warren (1966), there are three apparent syntypes in the BMNH, received from the Norwich Castle Museum in 1955, and bearing Skinner's name.]

*Cultrunguis flavipes* (Hodgson) Appendix 1. P4:122

*Phalaenopsis jardinii* Bonaparte (Compt. Rend. Acad. Sci. Paris **41**, 1855:654) P4:130  
= *Glaucidium jardinii jardinii* (Bonaparte). 20/Str/6/f/1.

Holotype, unsexed, Eastern Cordillera, Quito, Andes, W. Jameson; Jardine no. 425.

Also marked by Jardine with Bonaparte's name as above. Bonaparte (*op. cit.*) visited Jardine at his residence in Dumfriesshire (Lockerbie), and discriminated this specimen (singular used). Wing 98, tail 52 mm; in a rufous phase.

*Scotornis trimaculatus* Swainson (Birds West. Afr. **2**, 1837:70) P4:203  
= *Caprimulgus ruficollis ruficollis* Temminck. 21/Cap/1/ff/3.

Holotype, (♂), Senegambia, R(endall).

Also marked by Swainson with his name as above. Tentatively placed by Peters (**4**, 1940:214) as a synonym of *C. tristigma sharpei* Alexander, but see Parker and Benson (Bull. Brit. Orn. Cl., 1971: 118). There is no indication that Swainson had more than this one specimen. Despite Parker and Benson's stricture, it may reasonably be accepted as having been collected by Rendall in The Gambia.

*Caprimulgus fervidus* Sharpe (in Layard, Birds S. Afr., new ed., 1875:86) P4:209  
= *Caprimulgus pectoralis fervidus* Sharpe. 21/Cap/1/bb/3.

Syntype, (♂), Damaraland, 1852, C.J. Andersson; Strickl. no. 1847a.

Sharpe specifies four specimens (syntypes) in the BMNH, also indicating that Salvin allowed him to see all the Strickland Caprimulgidae from Damaraland in the UMZC. These are detailed by Salvin (1882:377–378).

*Caprimulgus damarensis* Strickland (Contr. Orn., 1852:143) P4:210  
 = *Caprimulgus rufigena rufigena* Smith. 21/Cap/1/gg/1.

Holotype, (♀), Damaraland, 1852, C.J. Andersson; Strickl. no. 1845a.

Also marked by Strickland with his name as above, and accepted by Salvin (1882:377) as "The type". Much paler on the upperparts than in *C. r. rufigena*, the black markings also reduced in size. Strickland's name should surely be used, as suggested by Clancey (Bull. Brit. Orn. Cl., 1966:6–7).

*Collocalia natalis* Lister (Proc. Zool. Soc. Lond., 1888:520) P4:230  
 = *Collocalia esculenta natalis* Lister. 22/Apo/5/b/1.

Syntype, ♂, Flying Fish Cove, Christmas Island, Indian Ocean, 3 Oct 1887, J.J. Lister.

There are two other syntypes in the BMNH.

*Tachornis phoenicobia* Gosse (Birds Jamaica, 1847:58, pl. 9) P4:254  
 = *Tachornis phoenicobia phoenicobia* Gosse. 22/Apo/15/a/4.

Syntype, unsexed, Jamaica, 1848, P.H. Gosse; Strickl. no. 1815a.

"A typical specimen" (Salvin, 1882:371), 1848 presumably year of receipt by Strickland, not of collecting. There are three other syntypes in the BMNH.

*Trochilus niger* Swainson (Zool. Ill. 1(2), 1820–21: pl. 82, with text) P5:22  
 = *Melanotrochilus fuscus* (Vieillot). 22/Tro/72/a/6,7,10.

Syntypes, unsexed.

Each only with a UMZC label printed "Swainson Collection", one an ex-mount. Swainson (*op. cit.*) found it "very frequently" in Brazil.

*Cynanthus latirostris* Swainson (Phil. Mag., n.s., 1, 1827:441) P5:43  
 = *Cynanthus latirostris latirostris* Swainson. 22/Tro/33/a/1.

Syntype, (♂).

Only with a UMZC label printed "Swainson Collection". There is at least one other syntype in the AMNH (Greenway, 1978:171).

*Trochilus melanotus* Swainson (Phil. Mag., n.s., 1, 1827:441) P5:52  
 = *Hylocharis leucotis leucotis* (Vieillot). 22/Tro/57/e/5.

Holotype, (♂).

Only with a UMZC label printed "Swainson Collection", an ex-mount. There is also a Swainson immature male, but it cannot be a syntype, since Swainson's description applies only to the adult male, of which it is assumed that he had only this one.

[A specimen of *Eugenes f. fulgens* (Swainson), P5:90, 27/Tro/40/a/2, bears a UMZC label printed "Swainson Collection", and another small label marked "Tr. fulgens female" (sexing seemingly correct, but the handwriting is not Swainson's). It cannot be considered to have type status, if only because Swainson (Phil. Mag., n.s., 1, 1827: 441) describes only the male.]

[There is no specimen of *Oreotrochilus chimborazo jamesonii* Jardine, P5:93, from the author in the UMZC. According to Anon. (1886:21), Jardine had in all eight specimens

labelled "Quito, W. Jameson". They might have been purchased by Gerrard, and through his agency reached the BMNH (Sharpe, 1906:360), but not one could be found therein. There is a specimen in the UMZC, 27/Tro/83/c/1, an apparent adult male, "Quito, 1850, W. Jameson", Strickl. no. 1767a. Conceivably it was one of the three males used by Jardine (Contr. Orn., 1849:67; cf. also *ibid.*, 1850:27), but this cannot be reasonably assumed, even though "1850" might be the year of receipt by Strickland, not of collection. This form is not listed by Jouanin (1951) nor by Greenway (1978). At least the UMZC specimen seems "the nearest thing" to a syntype in existence.]

*Trogon melanurus* Swainson (Anim. in Menag., 1838:329) P5:152  
= *Trogon melanurus melanurus* Swainson. 24/Tro/8/h/4.

Syntype, (♀), Cayenne.

Also marked by Swainson "Trogon nigricauda Sw", presumably equivalent to *T. nigricaudata* Gould (Monogr. Trog., ed. 1, 1838: pl. 18, with text). Agrees with Swainson's description of the female of *melanurus*, apparently antedating *nigricaudata*. Swainson also describes the male, but there is no such specimen in the UMZC. Cayenne may be accepted as the same as Demerara, as per Swainson (*op. cit.*).

*Trogon melanopterus* Swainson (Anim. in Menag., 1838: 332) P5:152  
= *Trogon strigilatus melanopterus* Swainson. 24/Tro/8/l/1,2.

Syntypes, (♂), (♀).

Both only with a UMZC label printed "Swainson Collection"; later endorsed "Bahia" (handwriting unknown), although Swainson (*op. cit.*) merely gives "Inhabits Brazil". Griscom and Greenway (Bull. Mus. Comp. Zool. **88**, 1941:181) doubt if any subspecies can be recognised beyond the nominate and *melanopterus* of eastern Brazil, females of which are stated to have greatly reduced white tips to the outer rectrices. They also quote a wing-range of 140–149 for females from Surinam as against 155–159mm for those from Bahia. The Swainson specimens have wing, ♂ 150, ♀ 152 mm. The following figures are from material in the BMNH:

Trinidad, Guianas

18 ♂♂ 140–156 (147.1) 9 ♀♀ 143–150 (146.7)

south-eastern Brazil (13° southward)

5 ♂♂ 148–161 (154.0) 5 ♀♀ 144–154 (150.2)

There is apparently some tendency to larger size in the latter area, but with much overlap. Furthermore, no constant difference could be found in the extent of the white tipping in the tail. So even *melanopterus* may not be valid.

*Trogon auratus* Swainson (Anim. in Menag., 1838:329) P5:155  
= *Trogon collaris collaris* Vieillot. 24/Tro/8/d/1,2.

Syntypes, (♂), ♀, latter from Bahia.

Both with a UMZC label printed "Swainson Collection", female also marked by Swainson with his name as above. Male with abdomen much faded. Both agree with specimens in the UMZC from Trinidad and Tobago in having relatively broad white tips to the outer pairs of rectrices. Another Swainson apparent male, 24/Tro/8/d/12, again only with a UMZC printed label, agrees with specimens from Guatemala in having the white tips



narrower, and appears to be *T. c. puella* Gould. The abdomen has faded completely to white, even though it was never a mount on exhibit. The male syntype has wing 122, as against 120, 122, 122, 123 in four from Tobago; the female 117, as against 122, 122, 123 mm in two from Tobago, one from Trinidad. For illustrations of both sexes, see Swainson (Orn. Drawings 5. Birds of Brazil, 1835(?): pls 61,62). Warren (1966:24) claims the male holotype as in the BMNH, but obviously "holotype" is incorrect.

*Trogon lepturus* Swainson (Anim. in Menag., 1838:331) P5:157

= *Trogon rufus chrysochloros* Pelzeln. 24/Tro/8/k/1.

Syntype, ♀.

Marked by Swainson "Trogon caudacutus Sw. female of some species of Brazil". The name seems to be an MS one only, from his published description based on the attenuation of the outermost rectrices. Swainson (*op. cit*) had evidently changed his mind about what name to use, and had seen a plate of the male. The abdomen of the specimen has faded almost to white, even though it was never a mount on exhibit. Wing 122 mm, while other material in the UMZC includes a female from São Paulo and a male from Itapetininga, south-eastern Brazil, ex J.F. Hamilton, wings 121, 126 mm. By contrast, three males from the Mazaruni River, Guyana, ex Wm Cooke Daniels, measure 112, 112, 117 mm, thus considerably smaller. The Brazil specimens appear to be *chrysochloros*, the others nominate *rufus*. Swainson's name antedates Pelzeln's by nearly 20 years.

*Trogon chrysogaster* Swainson (Anim. in Menag., 1838:330) P5:157

= *Trogon surrucura aurantius* Spix. 24/Tro/8/m/3,4.

Syntypes, (♂♂), Brazil, Langsdorff (no. 3 only).

No. 3 also marked "Trogon leucurus var. aureogaster"; no. 4 "Trogon leucurus", and on reverse of label "T. chrysogaster". So far as "leucurus" is concerned, there was evidently preliminary confusion with the immediately following form. Only "chrysogaster" has any significance.

*Trogon leucurus* Swainson (Anim. in Menag., 1838:331) P5:157

= *Trogon surrucura surrucura* Vieillot. 24/Tro/8/m/1,2.

Syntypes, (♂), (♀), Brazil.

Male also marked "Trogon puniceus Sw", female "Trogon parvirostris Sw"; evidently mere MS names which Swainson changed his mind about. Both have the abdomen red instead of orange as in the two specimens of *T. s. aurantius*.

*Trogon purpuratus* Swainson (Anim. in Menag., 1838:330) P5:157

= *Trogon curucui curucui* Linnaeus. 24/Tro/8/n/1-4.

Syntypes, 2♂♂, Bahia, W.S(wainson), 2♀♀, Brazil.

All also marked by Swainson with his name as above. The second male (no. 2) lacks most of the feathers of the crown and forehead, but has blue on the nape, chin and throat, whereas the first has the head as a whole blackish purple, and also has the green of the upperparts as a whole more bluish. All four have a white pectoral zone (much wider of course in the females); lacking however in a male of *T. c. bolivianus* Ogilvie-Grant in the UMZC. Wings, ♂♂ 120, 122, ♀♀ 121, 123 mm. One of the females (no. 3) is also marked

by Swainson "Orn. Dr. 64", and Swainson (*op. cit.*) refers to "Birds of Brazil, ii. pl. 63, 64". These two plates as numbered are in Swainson (Orn. Drawings 6. Birds Brazil, 1841); see further on this part by McMillan (1970:367). The male no. 1 rather than no. 2 agrees best with pl. 63.

*Trogon meridionalis* Swainson (Anim. in Menag., 1838:332) P5:158  
= *Trogon violaceus violaceus* Gmelin. 24/Tro/8/o/1.

Holotype, (♂), Bahama Iss (!), Lees.

Also marked by Swainson with his name as above. The locality is obviously a mistake, which Swainson (*op. cit.*) failed to rectify. There is no indication that he had more than this one specimen, which has wing 113, tail 99 mm.

*Ispida bicincta* Swainson (Birds West. Afr. 2, 1837:95) P5:167  
= *Ceryle rudis rudis* (Linnaeus). 25/Alc/2/d/30.

Holotype, (♂), Senegal.

Also marked by Swainson with his name as above. There is no indication that he had more than this one specimen.

*Ceryle varia* Strickland (Ann. Mag. Nat. Hist. 6, 1841:48) P5:167  
= *Ceryle rudis leucomelanura* Reichenbach. 25/Alc/2/d/7.

Holotype, ♂, Calcutta, 1833, S.P. Stacy; Strickl. no. 2029a.

Presumably Strickland had only this one specimen, marked by him with his name as above, used by him again (Proc. Zool. Soc. Lond., 1842:167). Among the other Indian specimens listed by Salvin (1882:416), 2029e was received from Jerdon in 1845, and 2029i is undated. Strickland's name antedates Reichenbach's by 10 years. The former was preferred by Sharpe (Cat. birds Brit. Mus. 17, 1892: 112).

*Alcedo meninting* Horsfield (Trans. Linn. Soc. 13, 1821:172) P5:174  
= *Alcedo meninting meninting* Horsfield. 25/Alc/1/g/1.

Syntype, (♀), Java, Horsfield.

Bears a Swainson label marked by him "Horsfd Java", thus assumed to have been collected by Horsfield, who passed it to Swainson. Sexed from its bill colouring, seemingly originally predominantly red. Another Swainson specimen, 25/Alc/1/g/2, is marked "Java" only. It cannot also be claimed as a syntype, although there is one such in the BMNH. No. 1 would appear to be the specimen referred to by Sharpe (Monogr. Alced., 1870:24), which he found in the UMZC and considered to be the type of *A. asiatica* Swainson (Zool. Ill. 1(1), 1820–21: pl. 50, with text, containing the comment "from some part of India"). These two Swainson specimens, and two Jardine ones in the UMZC also marked "Java", have been compared with material in the BMNH from both Java and India. All four seem to belong with nominate *meninting*, which does not occur in India. Swainson's *asiatica* is placed by Peters (5, 1945:173) as a synonym of *A. m. laubmanni* Mathews, of India, and the specimen which he used (he writes of "my specimen") may have been lost.

*Halcyon cyanotis* Swainson (Birds West. Afr. **2**, 1837:103) P5:177  
 = *Ispidina picta picta* (Boddaert). 25/Alc/9/b/3.

Holotype, unsexed.

With a UMZC label printed "Swainson Collection", but no original Swainson label. Bears however another label marked by R.B. Sharpe that it is probably Swainson's type, which is acceptable. Cf. Benson (Puku **2**, 1964:57), typical in colour of *I. p. picta*; wing 51 mm. There is no indication that Swainson had more than this one specimen.

*Ceyx rufidorsa* Strickland (Proc. Zool. Soc. Lond., 1846:99) P5:184  
 = *Ceyx rufidorsum rufidorsum* Strickland. 25/Alc/3/j/1.

Holotype, unsexed, Malacca, ex Jardine, 1842; Strickl. no. 2040a.

Salvin (1882:418) comments that the specimen is "evidently typical", probably of the same origin as a specimen figured by Jardine. The latter is 25/Alc/3/j/2, Java, George Armstrong; Jardine no. 1289. It is also endorsed to the effect that it was used by Jardine and Selby (**4**, 1828: pl. 55, fig. 2, with text, as *C. tridactyla*). Strickland (*op. cit*) duly refers to this figure. It is even debatable whether the two specimens should not be regarded as syntypes. Sims (Journ. Linn. Soc. **44**, 1959:219) regards *rufidorsum* as conspecific with *C. erithacus*, nominate *erithacus* and *rufidorsum* intergrading in Malaysia. Neither of the above two specimens, which Sims did not examine, shows any obvious sign of this, although there are two others in the UMZC, from this area, which do.

*Halcyon lilacina* Swainson (Class. birds **2**, 1837:335) P5:195  
 = *Halcyon coromanda minor* (Temminck and Schlegel). 25/Alc/8/j/2.

Syntype, unsexed, India.

Swainson evidently based his name on "Le Martin Pêcheur violet des Indes" in Sonnerat (Voy. Ind. **2**, 1782: pl. 118, not 218 as quoted): cf. also Sharpe (Monogr. Alced., 1870:155; Cat. birds Brit. Mus. **17**, 1892:217). There is also this specimen, which with Sonnerat's plate can perhaps be regarded as a syntype. Probably it emanated from southern Malaysia, not from India. Comparison with material in the BMNH indicated that on colour it belongs with *H. c. minor*, not the nominate subspecies; cf. also Medway and Wells (Birds Malay Penins. **5**, 1976:218). A wing-length of only 107 mm also supports this. Swainson's name antedates Temminck and Schlegel's by 11 years.

*Alcedo melanoptera* Horsfield (Trans. Linn. Soc. **13**, 1821:174) P5:197  
 = *Halcyon cyanoventris* Vieillot. 25/Alc/8/k/1.

Syntype, unsexed.

Bears a UMZC label printed "Swainson Collection"; also a typical Horsfield label marked with his name as above. Warren (1966: 183) lists a specimen in the BMNH as the holotype, but it would appear that it and the above one are syntypes. The UMZC one is likewise a relaxed mount. Horsfield gives no indication of what material he had available, but evidently he gave this particular specimen to Swainson.

*Halcyon rufiventer* Swainson (Birds West. Afr. **2**, 1837:101, pl. 12) P5:197  
 = *Halcyon leucocephala leucocephala* (P.L.S. Müller). 25/Alc/8/r/2.

Holotype, (♂).

Marked by Swainson with his name as above. There is no indication that he had more than this one specimen.

*Halcyon torquatus* Swainson (Birds West. Afr. 2, 1837:99) P5:199  
 = *Halcyon malimbica torquata* Swainson. 25/Alc/8/v/2.

Holotype, unsexed, Senegal.

Also marked by Swainson "Halcyon erythropus", later changed on the same label to his name as above. He states that the only specimen he had yet seen was one in the Chatham Museum from The Gambia. In the absence of any evidence to the contrary, it is assumed that later he obtained possession of it. It has wing 110 mm (as against Swainson's  $4\frac{3}{10}$  in., or 109 mm), culmen (from feathers) 53 mm. Comparable figures for another specimen in the UMZC, from Gunnal, Guinea Bissau, 15 May 1909, collector W.J. Ansorge, are 114, 61 mm.

*Halcyon damarensis* Strickland (Contr. Orn., 1852:153) P5:200  
 = *Halcyon chelicuti damarensis* Strickland. 25/Alc/8/f/4.

Holotype, unsexed, Damaraland, 1852, C.J. Andersson; Strickl. no. 2049d.

Also marked by Strickland with his name as above, referred to by Salvin (1882:420) as "the type". This subspecies is not recognised by some authors (e.g., White, 1965:228), but may be valid on account of its large size. The specimen has wing 89, tail 47, culmen (from skull) 37 mm; measurements slightly greater than those from it by Roberts (1936a:265). Another Andersson specimen from Damaraland in the UMZC, 25/Alc/8/f/13, ex Jardine, his no. 1356, has wing 85, tail 45, culmen 36 mm.

*Tanysiptera sylvia* Gould (Contr. Orn., 1850:105) P5:219  
 = *Tanysiptera sylvia sylvia* Gould. 25/Alc/14/g/7.

Syntype, ♂, Cape York, Nov 1849, J. MacG(illivray); Jardine no. 1294.

Bears a Jardine label marked by him "Australia purchased Stevens a", but another label indicating sex etc. as above, in an unknown handwriting. See also Anon. (1886:30), there is another specimen, 25/Alc/14/g/8, marked by him "Australia Mr Gould b", Jardine no. 1295. It bears another label indicating that it was collected at "P. Albany" by Coxen, and purchased of Stevens. Jardine seems to have transposed his labels, so that it is his "b", no. 1295, which should have been attached to the specimen claimed above as a syntype, of which there are two others in the BMNH. Gould (*op. cit.*:103) quotes MacGillivray that he arrived at Cape York in early Oct 1849, staying there for three months. Obviously the UMZC specimen was collected during this period. Possibly the unknown handwriting is MacGillivray's.<sup>1</sup> It is in addition marked "duplicate", but this does not seem to diminish its type status.

*Momotus mexicanus* Swainson (Phil. Mag., n.s., 1, 1827:442) P5:225  
 = *Momotus mexicanus mexicanus* Swainson. 25/Mom/6/a/1.

Holotype, unsexed, Mexico; Jardine no. 1443.

Also marked by Jardine "Purchased sale of Bullock's M(useum) curiosities", also "authority for pl. 23 of Illustr. of Orn.". Jardine and Selby (2, 1827: pl. 23, with text) wrongly attribute it to *Momotus martii* (Spix), adding "brought by Mr Bullock from some part of Mexico; and was purchased by us at his sale of Mexican curiosities". At first sight, it might be supposed that this is a reference to the Bullock Sale of 1819, but for reasons already

<sup>1</sup> Dr C.T. Fisher confirms that the unknown handwriting on the second label is that of John MacGillivray.

explained in dealing with taxa described by Swainson from Mexico (p. 17 above), it was almost certainly purchased at a sale ostensibly in 1825. If any further evidence is required that it was not purchased at the 1819 sale, no mention has been found of Jardine's name, either by Sharpe (1906:208–245) or by A. Newton in his copy of the sale catalogue (Sharpe, p. 209), now in the departmental library (Newton Library), in which purchasers' names are usually inscribed against individual lots. Furthermore, Jardine was only 19 years old in 1819 (p. 5 above). Swainson (*op. cit.*:364–366) writes (in February 1827) of the collecting activities of the Bullocks, father and son, and a subsequent sale by auction. He adds, however, that the “zoological subjects” had first been placed at his disposal “for the publicly avowed purpose of recording this portion of his (Bullock's) discoveries”. There are nevertheless many Bullock birds in the UMZC, received from Swainson, which he had evidently been allowed to retain. Much the most likely history of Jardine no. 1443 is that it was indeed used by Swainson for his description (it is presumed that it was the only specimen available), but was then returned to the Bullocks, to be bought by Jardine ostensibly in 1825. It is not a Bullock type of skin, flat, unfilled, incision left open, the head sideways, not in alignment with the body cavity. Evidently the Bullocks had it made up after its return by Swainson. It even has glass eyes, probably to improve its sale value. A.R. Phillips also accepts that this specimen has type status.

*Prionites bahamensis* Swainson (Anim. in Menag., 1838:332) P5:227  
= *Momotus momota bahamensis* (Swainson). 25/Mom/6/b/19.

Holotype, unsexed.

An ex-mount, marked by Swainson with his name as above. Wing 128 mm, approximating to his 5.2 in. Rightly or wrongly, the specimen is regarded as the holotype. There are, however, two others of *bahamensis*, nos 20 and 21, each only with a UMZC label printed “Swainson Collection”; wing as much as 135, 136 mm. See *Trogon meridionalis*, P5:158, above, Swainson is again at fault over the locality “Bahamas”. As in that case, the apparent collector was Lees (Swainson, *op. cit.*).

*Merops cyanogaster* Swainson (Birds West. Afr. 2, 1837:80, pl. 8) P5:231  
= *Melittophagus bulocki bulocki* (Vieillot). 25/Mer/4/a/1.

Syntype, unsexed.

Only with a UMZC label printed “Blackwood Collection”; “Blackwood” (of Australian association, cf. Whittell, 2, 1954:57) changed by A. Newton to “Swainson”. Swainson never saw more than four specimens, and thought it rare. Another one, only with a UMZC label printed “Swainson Collection”, is not mentioned by him. It is the uncommon aberrant *Merops boleslavskii* Pelzeln in which the red of the throat is replaced by golden yellow; thus see Brown and Brown (Ibis, 1957:347).

*Merops savignii* Swainson (Zool. Ill. 1(2), 1820–21: pl. 76, with text) P5:233  
= *Aerops albicollis* (Vieillot). 25/Mer/1/a/5.

Syntype, unsexed, Sierra Leone.

Also marked by Swainson “*Merops Cuvieri*”, the name which he uses (Birds West. Afr. 2, 1837:85), with an explanation of the change. Swainson was apparently the first to use the name *savignii*, but Lichtenstein (Verz. Doubl., 1823:15) had preceded him in using

*cuvieri*: see also Sharpe (Cat. birds Brit. Mus. 17, 1892:76). Despite the name on the label, it is assumed that the above specimen was before him on the first occasion when he described this species, in 1820–21. On both occasions he evidently had more than one specimen. It needs adding that, confusingly, there is a Swainson specimen of *M. superciliosus chrysocercus* Cabanis and Heine in the UMZC, 25/Mer/6/h/14, marked by him “Merops savigni Gambia”; cf. also Swainson (Birds West. Afr. 2, 1837:77, pl. 7). *Merops savigni* in this second, entirely different, sense is quite reasonably placed by Sharpe (*op. cit.*: 67–68) in the synonymy of *M. persicus* Pallas, as is also *chrysocercus*. Sharpe also indicates that *savigni* in this sense had been used twice earlier, by Audouin in 1825 and Stephens in 1826. Although Swainson makes no reference to either author it would seem to border on the absurd to claim type status for his specimen. Swainson (*op. cit.*, 1837:77, 85) misleadingly implies in his headings that Levaillant had first used the names *savigni* and *cuvieri*; whereas Levaillant only used French names, thus see Sharpe (*op. cit.*: 67, 86), and as Swainson himself was aware, see his text on p.77.

*Merops urica* Horsfield (Trans. Linn. Soc. 13, 1821:172) P5:234  
= *Merops leschenaulti quinticolor* Vieillot. 25/Mer/6/b/3.

Syntype, unsexed, Java, Horsfield.

Bears a Swainson label marked by him with Horsfield's name as above, and “Horsfield Java”. There is a specimen in the BMNH claimed to be the holotype (Warren, 1966:302), but the above one appears also to have type status. It clearly does not belong with *M. urica* Swainson (Zool. Ill. I(1), 1820–21: pl. 8, with text), the same as *M. l. leschenaulti* Vieillot, since Swainson states that he used a specimen from Ceylon, while his plate does show some rufous above the black chest band, lacking in the Javan subspecies. This specimen is not in the UMZC, and is probably lost. Horsfield's and Swainson's homonyms are correctly placed in different synonymies by Sharpe (Cat. birds Brit. Mus. 17, 1892:55).

*Merops javanicus* Horsfield (Trans. Linn. Soc. 13, 1821:171) P5:235  
= *Merops superciliosus philippinus* Linnaeus. 25/Mer/6/h/22.

Syntype, unsexed, Java, Horsfield.

Bears a Swainson label marked by him with Horsfield's name as above, and “Horsfield Java”. There are two syntypes in the BMNH, and the above specimen is assumed to be another.

*Merops viridissimus* Swainson (Birds West. Afr. 2, 1837:82) P5:236  
= *Merops orientalis viridissimus* Swainson. 25/Mer/6/f/17.

Holotype, (♀), West Africa?

Also marked by Swainson with his name as above. Wing 87; tail (middle rectrices) 121, next longest 62; culmen (exposed) 22 mm. According to the figures for length of middle rectrices in Bannerman (3, 1933:288), an apparent female, and the specimen referred to by Swainson as “VAR.”. Another Swainson specimen, 25/Mer/6/f/3, marked by him with the same name and locality as no. 17, has wing 86; tail (middle rectrices) 108, next longest 73; culmen (exposed) 26 mm. This would appear to be his first described one (p. 83), in which the middle rectrices project beyond the next longest much less (cf. above, difference 35 as against 59 mm). On the reverse of the label it is inscribed “similar to a specimen in

Warwick collection said to be from So. of France" (!). In fact it agrees with material in the BMNH assigned to the darker *M. o. cleopatra* Nicoll, of Egypt. Apparently, Swainson in effect used specimen no. 17 only. The type locality "Senegal", as in White (1965:231), is acceptable.

*Merops athertoni* Jardine and Selby (Ill. Orn. 4, 1828: pl. 58, with text) P5:239  
= *Nyctyornis athertoni athertoni* (Jardine and Selby). 25/Mer/7/b/2.

Holotype, unsexed.

This and another specimen, 25/Mer/7/b/5, both bear a UMZC label printed "Deposited by the Trustees of P.J. Selby". No. 3 bears another label marked "Nyctyornis Athertoni mihi" (handwriting apparently Selby's, certainly not Jardine's). Jardine and Selby indicate that they had only the one specimen, collected by Lt J. Atherton in "India" (probably at Bangalore, cf. Kinnear, Ibis, 1925:751). It has wing 137, tail 136 mm; thus longer tailed than in *M. a. brevicaudata* (Koelz), range 129–141.5 as against 123–130 mm as given by that author.

[*Leptosomus gracilis* Milne-Edwards and Oustalet. Appendix 2. P5:239]

[The holotype (as per Warren, 1966:72) of *Atelornis crossleyi*, Sharpe (Proc. Zool. Soc. Lond., 1875:74) (P5:241), from Ampasmonhavo, Madagascar, collected by A. Crossley, is in the BMNH. Apparently not seen by Sharpe, but worth mention, is a specimen in the UMZC, 25/Bra/1/a/1, marked by A. Newton "A. Crossley 1875 Ampapsimanaroo s.e. coast between Manaroo and Baypeachy, Madagascar".]

*Coracias nuchalis* Swainson (Birds West. Afr. 2, 1837:110) P5:243  
= *Coracias noevia noevia* Daudin. 25/Cor/1/f/6.

Syntype, unsexed, Senegal.

Also marked by Swainson with his name as above. He saw three specimens, but only this one is in the UMZC. Peters (5, 1945:243) follows Daudin in the spelling "noevia". White (Latin- English dict., 1870) gives no such spelling derivation, only from "Naevius", a Roman epic and dramatic poet. This latter spelling, as an adjective, is now in general use, as in White (1965:237).

*Eurystomus australis* Swainson (Anim. in Menag., 1838:326) P5:247  
= *Eurystomus orientalis pacificus* (Latham). 25/Cor/2/c/12–14.

Syntypes, unsexed, Australia (no. 13 only).

Each with a UMZC label printed "Swainson Collection"; only no. 13 with an earlier label marked by Swainson "Collaris australis Sw. (Col. orientalis, Auct.) New Holland Roller". Wings 188, 190, 193 mm.

*Upupa senegalensis* Swainson (Birds West. Afr. 2, 1837:114) P5:248  
= *Upupa epops senegalensis* Swainson. 25/Upu/1/a/3.

Syntype, unsexed.

Only with a UMZC label printed "Swainson Collection". Swainson writes of "Specimens from Senegal", so that this one cannot be more than a syntype. Wing 131, tail 89, culmen

(exposed) 48 mm; almost the same as the measurements by Bannerman (Bull. Brit. Orn. Cl., **53**, 1932:70–71), who resuscitated recognition of *senegalensis*. Swainson (*op. cit.*: 115) writes of the presence in *senegalensis* and *epops* of the “broad white band upon the primary quills, which is not seen in the *Upupa capensis*”. Salvin (Cat. birds Brit. Mus. **16**, 1892: 14) implies that the name *capensis* was originally used by Swainson. In fact there is a Swainson specimen, 25/Upu/1/a/4, marked by him “Upupa Capensis Vieil. Cape Hoopoe”, although Vieillot seems never to have used the name *capensis*. The specimen is not *U. e. africana* Bechstein, as might be supposed, but resembles *U. e. major* Brehm in colour, although with a rather short bill (45 mm only from nostril to tip, cf Vaurie, 1965:680). Swainson may have intended to affix the label to another of his specimens, 25/Upu/1/a/5, clearly *africana*, but only with a UMZC label printed “Swainson Collection”. There is also a Selby specimen of *africana*, from Andrew Smith, 25/Upu/1/a/6. Jardine and Selby (Ill. Orn. **10**, 1835: pl. 142, with text) title the plate *U. capensis*, but in the text use *U. minor*.

*Promerops senegalensis* Swainson (Birds West. Afr. **2**, 1837:117) P5:250  
= *Phoeniculus purpureus senegalensis* (Vieillot). 25/Pho/1/d/12,13.

Syntypes, (♂♂), Senegal (no. 13 only).

Each with a UMZC label printed “Swainson Collection”, no. 13 also marked by him with his name and locality as above. Wings 148, 155; culmen (exposed) 53, 58 mm. From the figures in Bannerman (**3**, 1933:232), both apparent males. Due to possible mis-sexing by collectors, a sexual difference in measurements, particularly of bill, may be more clear-cut than indicated in Bannerman; thus see also the figures in McLachlan and Liversidge (1978:300). Both specimens appear to have had the bill black, except that in one the basal third of the lower mandible is pale, and was evidently red in life. Swainson also refers to an immature specimen, not available, although two, 25/Pho/1/d/14,15, with a shorter, more curved bill, are. They also have a green rather than a blue gloss, and appear to belong with southern African *P. p. erythrorhynchus* (Latham), or *P. p. purpureus* (Miller) (cf. also White, 1965:240). It should be stressed that Swainson did not believe that his specimens belonged to *Falcinellus senegalensis* Vieillot because they had bill black and red and feet entirely red, instead of both being black. From their present pale appearance the feet do seem to have been entirely red.

*Promerops pusillus* Swainson (Birds West. Afr **2**, 1837:120) P5:252  
= *Phoeniculus aterrimus aterrimus* (Stephens). 25/Pho/1/a/2.

Syntype, (♀), Senegal.

Also marked by Swainson with his name as above. Cf. Bannerman (**3**, 1933:235), from colour a female, abdomen very dark brown, pale subapical markings on primaries (as also noted by Swainson). Wing 99, tail 113, culmen (exposed) 31 mm, thus rather large for a female, according to Bannerman’s figures. Swainson also mentions a young bird, with brown underparts, but only this one apparent adult is in the UMZC.

*Galbula lugubris* Swainson (Anim. in Menag., 1838:329) P6:4  
= *Brachygalba lugubris lugubris* (Swainson). 26/Gal/1/c/1.

Syntype, ♀.

Bears a UMZC label printed “Swainson Collection”, but no original Swainson label, only one marked “90 female”, possibly by Schomburgk, the apparent collector (Swainson, *op.*



*cit.*) There is a similar specimen in the BMNH, labelled "British Guiana Schomburgh", and stated by Warren (1966:168) to be the holotype. Since Swainson writes of "both sexes", these two specimens appear to be syntypes. The holotype of *G. inornata* Sclater (see Warren, 1966:139) is also similar in colour, as are specimens m–o (Sclater, Cat. birds Brit. Mus. **19**, 1891:172), i.e. two from Pebas, eastern Peru, one from Rio Tocantins, Brazil. By contrast, specimens b–k, from the Merume Mts and Roraima, British Guiana (= Guyana), also still available in the BMNH, differ from all of the foregoing in being less blackish on the mantle, with a tendency to a rufous nuchal collar, the throat and chest washed rufous, and the chin virtually wholly white (instead of white confined to the feather shafts). Indeed they seem to agree better with the description of *B. l. naumburgi* Chapman (Amer. Mus. Novit. **450**, 1931:1) rather than *lugubris*. Yet Chapman confines *naumburgi* to north-eastern Brazil and attributes 12 specimens from Roraima ("essentially topotypical") to *lugubris*. Further investigation seems needed, but is beyond the scope of the present work.

*Galbula armata* Swainson (Anim. in Menag., 1838:328) P6:5

= *Jacamaralcyon tridactyla* (Vieillot). 26/Gal/4/a/1.

Holotype, unsexed, Brazil.

Also marked by Swainson with his name as above. Another specimen, 26/Gal/4/a/4, Jardine no. 1212, is marked "Brazil Dr Such specimen used in illustration". The latter must be a reference to Jardine and Selby (**2**, 1827: pl. 22, with text, as *G. seycoides* Such, Zool. Journ. **2**, 1825:112). But it cannot be reasonably presumed that the specimen was used by Such, and it cannot be recognised as having type status. There is no indication that Swainson had more than the one specimen.

*Galbula viridicauda* Swainson (Anim. in Menag., 1838:327) P6:6

= *Galbula galbula* (Linnaeus) 26/Gal/3/d/4.

Syntype, ♂.

Bears a UMZC label printed "Swainson Collection", but no original Swainson label, only one marked "51 male", possibly by Schomburgk, the apparent collector (Swainson, *op. cit.*). Swainson also mentions a female, but this is not in the UMZC.

*Galbula ruficauda* Swainson (Anim. in Menag., 1838:327) P6:7

= *Galbula ruficauda rufoviridis* Cabanis. 26/Gal/3/g/8,25.

Syntypes, ♂, ♀, Brazil (no. 25 only).

Both with a UMZC label printed "Swainson Collection". No. 8 also bears a blank Swainson type of label and another smaller one marked "IIX Mas." (handwriting possibly Swainson's). No. 25 is marked by Swainson with his name as above and sexed female. He indicates that he had both sexes (male with chin and throat white, female pale rufous). Both specimens agree closely with his length  $8\frac{3}{4}$  in., whereas he (*loc. cit.*) gives  $10\frac{1}{4}$  in. for his *leptura*, of which there is no type material in the UMZC. Sclater (Cat. birds Brit. Mus. **19**, 1891:165–166) places Swainson's *ruficauda* in the synonymy of what is now *G. r. rufoviridis* Cabanis as above, *leptura* in that of *G. r. ruficauda* Cuvier. This seems acceptable, although Swainson's name antedates Cabanis's by some 13 years, but is a junior homonym of Cuvier's. Sclater (*op. cit.* :164) distinguishes *ruficauda* (*sensu* Cuvier) from *rufoviridis*

by a lack of black tips to the outer rectrices. In the two Swainson specimens they are quite well marked; in fact black from below, green from above (the latter alluded to by Swainson).

*T(amatia) leucotis* Swainson (Orn. Drawings 1, Birds Brazil, 1834: pl. 10) P6:14  
= *Nystalus chacuru chacuru* (Vieillot). 26/Buc/10/a/3–5.

Syntypes, ♂, two unsexed.

All with a UMZC label printed "Swainson Collection", but only no. 3 with an original Swainson label marked by him "Capito leuconotus Sw" and another smaller one marked "250 Mas." (handwriting perhaps also Swainson's). Note the discrepancy in the spelling of Swainson's specific name. Cf. also Swainson (*op. cit.*: pl. 9). *T. somnolenta* is also supported by a Swainson specimen in the UMZC. But this is not an original Swainson name (Sclater, Cat. birds Brit. Mus. 19, 1891:190). The same applies to pl. 12, *T. leucops* (Sclater, *op. cit.*: 204). Pl. 11, *T. maculata*, is unsupported by any Swainson specimen in the UMZC, this again is not an original Swainson name (Sclater, *op. cit.*: 189).

*Tetragonops ramphastinus* Jardine (Edinburgh New Phil. Journ., n.s., 2, 1855:404) P6:30  
= *Semnornis ramphastinus ramphastinus* (Jardine). 26/Cap/9/b/3.

Holotype, ♂, Eastern Cordillera, Mt Cayambe, June 1855, W. Jameson; Jardine no. 1803. Also marked by Jardine with his name as above. There are two further Jardine specimens in the UMZC, his nos 1801/2, from the western slopes of the Andes, collected by Jameson, 1856 (1802, forest of Nanegal, October).

*Indicator leucotis* Swainson (Birds West. Afr. 2, 1837:193) P6:69  
= *Indicator indicator* (Sparrman). 26/Ind/1/d/8–10.

Syntypes, (♂ ♂).

Each only with a UMZC label printed "Swainson Collection"; chin and upper throat black. Another Swainson specimen, 26/Ind/1/d/7, has this area only partially black. These four specimens have wings 112, 113, 113, 114 mm. There is the possibility of some geographical variation in size (Clancey, Durban Mus. Novit. 8(20), 1970:377).

*Indicator flavicollis* Swainson (Birds West. Afr. 2, 1837:198) P6:69  
= *Indicator indicator* (Sparrman). 26/Ind/1/d/11.

Holotype, unsexed (imm.).

Only with a UMZC label printed "Swainson Collection"; chin to chest washed yellow, thus immature. Wing 109 mm. There is no indication that Swainson had more than the one specimen.

*Pteroglossus inscriptus* Swainson (Zool. Ill. 1(2), 1820–21: pl. 90, with text) P6:77  
= *Pteroglossus viridis inscriptus* Swainson. 26/Ram/3/1/1.

Syntype, (♀).

Only with a UMZC label printed "Swainson Collection". He shows only the female in his plate, but in the text explains how the male differs. There is only this one Swainson specimen in the UMZC; throat chestnut (not black as in male).

*Pteroglossus croceus* Jardine and Selby (Ill. Orn. 1. 1827: pl. 10, with text) P6:81  
 = *Andigena bailloni* (Vieillot). 26/Ram/1/a/4.

Syntype, unsexed, Brazil, 1825, Dr Such.

Only with a UMZC label marked "Selby collection", and with locality, date and collector as above. Jardine and Selby write of "many specimens". There is another syntype (ex Jardine) in the BMNH.

*Ramphastos citreopygus* Gould (Monogr. Ramph., ed. 1, 1834: pl. 4) P6:82,85  
 = *Ramphastos vitellinus* Lichtenstein and *R. tucanus* Linnaeus. 26/Ram/4/j/5.

Holotype, unsexed.

Bears a UMZC label printed "Swainson Collection"; this label also marked "Head of *R. vitellinus*. Body of *R. erythrorhynchus*" (handwriting unrecognised), but also marked by A. Newton "Type of *R. citreopygus* Gould". Hellmayr (Nov. Zool. 20, 1913:254) points out correctly that the specimen is an artefact, but has transposed the names for the head and the body. Thus *erythrorhynchus* on the label for the body is correct, although this name is antedated by *tucanus*. Hellmayr also states that *citreopygus* had been lost sight of since 1834. In fact Gould (Monogr. Ramph., ed. 2, 1854:11) re-diagnosed it in the same sense as recorded on the UMZC label.

[A specimen 26/Pic/8/a/22, "Cuba W.S. MacLeay" may be the first one ever preserved of *Colaptes auratus chrysocaulosus* Gundlach, 1858, P6:102. It is in very poor condition, with both wings and tail missing. Nevertheless, the black-spotted (not plain white) rump of this form is apparent, and it has the throat and sides of the head more tawny than in the northern forms. It is an apparent female, lacking a black malar stripe, and presumably the specimen listed by Vigors (Zool. Journ. 3, 1828:444) as *C. auratus* Swainson. This seems to be the first reference to the Cuban form (Ridgway, 6, 1914:24). There are eight Swainson specimens of the species in the UMZC, one of them indeed marked by him with this name. However, *C. auratus* Swainson (in Swainson and Richardson, 1832:314) is not a newly introduced name, since he gives various earlier references to it, although the original *Cuculus auratus* Linnaeus is not included.]

*Picus chrysostrernus* Swainson (Mem. Wernerian Nat. Hist. Soc. 3, 1821:289) P6:104  
 = *Colaptes campestris chrysostrernus* (Swainson). 26/Pic/8/c/2.

Holotype, (♀), Bahia, Brazil, W.S(wainson).

Also marked by Swainson "Chrysoptilus campestris Spix (chrysostrernus Sw)". Apparently the single specimen used by him, from "arid tracts of table-land in the *Sertem* or inland country of the Province of Bahia". There is another apparent female only with a UMZC label printed "Swainson Collection", presumably received after 1821.

*Colaptes fernandinae* Vigors (Zool. Journ. 3, 1827:445) P6:105  
 = *Nesocelus fernandinae* (Vigors). 26/Pic/23/a/1.

Syntype, (♂), Cuba, W.S. MacLeay.

Warren (1966:96) records the holotype as in the BMNH, but this and the above specimen should be regarded as syntypes. There is also a similarly labelled female in the UMZC, but Vigors describes the male only.

[The only two Swainson specimens in the UMZC belonging to the species known as *Piculus rubiginosus* (Swainson), P6:111, 26/Pic/27/h/1,2, an apparent male and female respectively, bear only UMZC labels printed "Swainson Collection". Swainson (Zool. Ill. 1(1), 1820–21: pl. 14, with text) evidently had before him a female, essentially with upperparts *brown* ("tawny rufous" in his text). In fact, K.C. Parkes (personal communication 3 Aug 1978) found that Swainson's plate and text come closest to matching what is currently known as *P. r. uropygialis* (Cabanis). On the other hand, the two UMZC specimens have upperparts *yellowish olive*, with some barring on the rump (not mentioned in Swainson's text), these two characters according to Parkes shared by all the Venezuelan subspecies. They have been compared with material from Venezuela in the BMNH assigned to nominate *rubiginosus* or *meridensis* (Ridgway), to one or other of which they seem to belong. Probably Swainson's type is lost, but nevertheless it would seem that some nomenclatorial adjustment is required. Swainson gives type locality as "Spanish Main", and Parkes (advised by Dr E Eisenmann) believes that this could accord with it having been collected in Panama (not Venezuela), within the range of what is called *uropygialis*.]

*Picus braziliensis* Swainson (Zool. Ill. 1(1), 1820–21: pl. 20, with text; also Mem. Wernerian Nat. Hist. Soc. 3, 1821:291) P6:115

= *Piculus chrysochloros chrysochloros* (Vieillot). 26/Pic/27/d/4.

Holotype, (♂), Brazil.

Also marked by Swainson with his name as above. He writes in Zool. Ill. as if the second reference had priority. He states that he had only so far seen a male. The specimen has wing 126, culmen (from skull) 28 mm; compare with three females in the UMZC, wing 147, 150, 153, culmen all 39 mm. Hargitt (Cat. Birds Brit. Mus. 18, 1890:73) recognises *braziliensis*, stating that it is much larger than *chrysochloros*, thus wing 5.6 as against 4.85 in. The Swainson specimen is nearer *chrysochloros*, wing equivalent to 4.95 in. (Swainson, *op. cit.*, gives no measurements at all). Peters (6, 1948:115) regards these two names as synonymous. The three larger specimens above probably belong with *P. c. polyzonus* (Valenciennes), cf. Peters, and regarded by Hargitt as a synonym of *brasiliensis*. None of them bears any locality. One is a Swainson specimen, but only with a UMZC printed label to this effect.

*Campethera capricorni* Strickland (Contr. Orn., 1852:155) P6:118

= *Campethera bennettii capricorni* Strickland. 26/Pic/4/b/1.

Holotype, ♂, Damaraland, 1852, C.J. Andersson; Strickl. no. 1925a.

Marked by Strickland with his name as above, noted by Salvin (1882:394) as "The type". Also examined by Roberts (1936a:265). Probably from Omanbonde, north-east of Waterberg (Macdonald, 1957: 90).

*Dendromus chrysurus* Swainson (Birds West. Afr. 2, 1837:158) P6:118

= *Campethera abingoni chrysura* (Swainson). 26/Pic/4/a/8.

Syntype, imm. ♀.

Also marked by Swainson with his name as above. His male syntype is not available. As he (*op. cit.*) points out, the front and crown in the female are blackish, unspotted; in

contrast to well defined white spotting on black in a female from Sierra Leone, 1825, collector Dr Ferguson, 27/Pic/4/a/7, Jardine no. 1864. Thus Swainson correctly labelled his specimen "Young female". Wing 111, culmen (from skull) 26.5 mm.

*Dendromus brachyrynchus* Swainson (Birds West. Afr. 2, 1837:160) P6:120

= *Campethera maculosa* (Valenciennes). 26/Pic/4/e/1.

Holotype, (♂), Senegal.

Also marked by Swainson with his name as above. He describes the male only, of which he apparently had but the one specimen. It might not have been collected as far north-west as Senegal, also queried as the type locality of *maculosa* (Bannerman, 3, 1933:427). However, there is a specimen record from Saboya, just north of the border with The Gambia (Morel, 1972:71).

*Picus tiga* Horsfield (Trans. Linn. Soc. 13, 1821:177) P6:145

= *Dinopium javanense javanense* (Ljungh). 26/Pic/11/b/5–7.

Syntypes, ♂, (♂), ♀, Java (nos 6,7), Horsfield (all three).

Nos 5 and 7 bear a typical Horsfield label marked with his name as above. But while no. 5 was probably received in the UMZC from Horsfield direct (it bears no other early label), no. 7 also bears a UMZC label endorsed that it was received from Selby. No. 6 bears a Swainson label marked by him "Horsfd Java". There are two syntypes in the BMNH. Horsfield diagnoses both sexes.

*Picus formicivorus* Swainson (Phil. Mag., n.s., 1, 1827:439) P6:159

= *Melanerpes formicivorus formicivorus* (Swainson). 26/Pic/19/i/1.

Holotype, (♀), Mexico, Bullock.

Also marked by Swainson with his name as above. His description applies to the female only, of which there is no indication that he had more than the one specimen.

*Picus elegans* Swainson (Phil. Mag., n.s., 1, 1827:439) P6:163

= *Melanerpes chrysogenys flavinuchus* (Ridgway). 26/Pic/19/e/1.

Holotype, (♂), Mexico, Bullock.

Also marked by Swainson with his name as above. Although it was used by Hargitt (Cat. birds Brit. Mus. 18, 1890:184), *flavinuchus* was subsequently preferred, as by Ridgway (6, 1914:91). In fact, Swainson's name is not preoccupied by *Picus elegans* P.L.S. Müller, 1776, in that this name is placed by Peters (6, 1948:124) in another genus, *Celeus*. There is no indication that Swainson had more than the one specimen.

*Picus bicolor* Swainson (Zool. Ill. 1 (1), 1820–21: pl. 38, with text) P6:167

= *Leuconerpes candidus* (Otto). 26/Pic/17/a/1.

Holotype, (♀), Brazil.

Also marked by Swainson "Picus candidus (Wagler), bicolor Sw". This was apparently inscribed subsequently to the description of *bicolor*, since Wagler did not use the name *candidus* until 1827 (*vide* Hargitt, Cat. birds Brit. Mus. 18, 1890:148). There is also a male in the UMZC marked by Swainson "Leuconerpes candidus", but it seems that when describing *bicolor* he had only a single female (from Minas Gerais).

*Picus affinis* Swainson (Zool. Ill. 1(2), 1820–21: pl. 78, with text)  
= *Veniliornis affinis affinis* (Swainson). 26/Pic/36/a/6,7.

P6:174

Syntypes, (♂), (♀).

Both only with a UMZC label printed “Swainson Collection”. That of no. 6 is marked by C.E. Hellmayr “Agrees best with Sw.’s description in Zool. Ill. II, pl. 78, and may be regarded as the male type of *P. affinis* Sw. – C.E.H.”. No. 7 would appear to be the female used by Swainson. Possibly it escaped Hellmayr’s notice. There is another Swainson specimen, no. 8, with a similar UMZC printed label. It is an apparent immature male. It agrees with the diagnosis of Hargitt (Cat. birds Brit. Mus. 18, 1890:363) that young have the malar region spotted, like the chin and throat. Also, the olive of the upperparts is much duller, barred dusky<sub>3</sub> and the barring of the underparts much less blackish. But Swainson does not allude to the immature plumage, so that no. 8 cannot be considered a syntype. There is also a Swainson male of *V. maculifrons* (Spix), 26/Pic/36/h/1, marked by him with Spix’s name, but on the obverse of the label “*Picus affinis* Sw young Brazil”. The latter diagnosis may have been misplaced, and have been really intended for 26/Pic/36/a/8.

*Picus audubonii* Swainson (in Swainson and Richardson, Fauna Bor.-Amer. 2, 1832:306)  
= *Dendrocopos villosus audubonii* (Swainson). 26/Pic/9/ff/19.

P6:207

Holotype, ♂, North America.

Also marked by Swainson “*Picus villosus*”, but on the obverse of the label “*Picus Audubonii*”. Although there is no appellation “Georgia” as in Swainson (*op. cit.*), the red occipital band is indeed “broadly and decidedly divided by deep black”. It is also smaller than five other Swainson specimens in the UMZC: wing 115, as against 118, 120, 121 in three males of *D. v. villosus* (Linnaeus), and 134, 127 mm in a male and female respectively of *septentrionalis* (Nuttall): cf. Ridgway (50(6), 1914:196). There is no indication that Swainson had more than this one specimen.

[*Picus (Leuconotopicus) jardinii* Malherbe (Rev. Zool., 1845:374), now *Dendrocopos villosus jardinii* (Malherbe), P6:209, is based on a single male, evidently young, provided by Strickland, and named after his father-in-law (thus see Salvin, 1882: xii); and see further in Malherbe (Monogr. Picidae 1, 1861:103–104). Strickland had another specimen, now 26/Pic/9/ff/2 in the UMZC (as per Salvin, 1882: 387, Mexico, 1844, T. Mann; Strickl. no. 1892a). This also is immature, the crown streaked red (indicating that it is a male), the feathers of the forehead tipped white. Compared with material in the BMNH, in the colour of the underparts it agrees with that assigned to *jardinii*; cf. also Ridgway (6, 1914: 223). It is however very small: see figures below. From those in Ridgway, it appears not to be fully grown, this also applying to the specimen used by Malherbe, bill (“depuis l’angle”) 23, wing 100, tail 50 mm. Malherbe (*op. cit.*, 1861) indicates that “Le type” is in the BMNH, but there is no evidence for this, and no such specimen is listed by Hargitt (Cat. birds Brit. Mus. 18, 1890:238). According to Dr C. Violani (personal communication), Count E. Turati acquired a large part of Malherbe’s collection of Picidae, in 1860–62, the remainder being bequeathed after Malherbe’s death in 1865 to the Metz Museum (see also above under Malherbe, in the List of Authors). As under *Turtur comorensis* (above, P3:91), the Turati collection was bequeathed after his death in 1881 to the Milan Museum,

where Dr Violani has found a specimen whose measurements agree quite closely with those given by Malherbe (*op. cit.*, 1845), and which would appear to be the holotype. The special interest of the UMZC (Strickland) specimen is that, while it was not used by Malherbe, it is possible that it and the holotype were caught together (? by hand), neither being fully grown and about the same size. Incidentally, pl. 25 in Malherbe (*op. cit.*, 1861) shows only an adult male and adult female.

Recently Dr Violani brought the specimen evidently used by Malherbe to the UMZC. It too has the crown streaked red. We obtained the following figures (respectively, of the holotype and the UMZC specimen: wing 97, 105; tail 47, 50; culmen (exposed) 17.5, 19.5, (from skull) 21, 23; bill (from gape) 23 (both) mm. These figures agree reasonably closely, taking into consideration that the second (UMZC) specimen has both wings "stripped" (cf. Clancey, 1967), so that a true figure may have been less than 100 mm. Also, allowing for the fact that the holotype was subsequently mounted, the method of preparation seems similar. In particular, in both the upper tail-coverts are partially missing, the tail loosely attached.]

*Picus (Dendrocopos) medianus* Swainson (in Swainson and Richardson, Fauna Bor.-Amer. 2, 1832:308) P6:211

= *Dendrocopos pubescens medianus* (Swainson). 26/Pic/9/aa/5,6.

Syntypes, ♂♂, New Jersey, Ward.

Both also marked by Swainson "Dend. medianus Sw". He appears to have based his description on the young male, as are both the above specimens (cf. Ridgway, 6, 1914: 230). Wings 92, 94 mm, within the range as per Ridgway (*op. cit.*: 233).

*Picus (Dendrocopos) meridionalis* Swainson (in Swainson and Richardson, Fauna Bor.-Amer. 2, 1832:308) P6:211

= *Dendrocopos pubescens pubescens* (Linnaeus). 26/Pic/9/aa/11.

Syntype, ♂, Georgia.

Also marked by Swainson "D. meridionalis Sw". He had a second specimen, but although there are in all 11 Swainson specimens of *D. pubescens* in the UMZC it does not appear to be among them. The above one is adult (red confined to a narrow nuchal band). As Swainson points out, *meridionalis* is smaller than *medianus*, and his specimen has wing 89 mm only (within the range for nominate *pubescens* as per Ridgway, 6, 1914:229). It also shows the "hair-brown" coloration on the underparts.

[*Picus (Leuconotopicus) stricklandi* Malherbe (Rev. Zool., 1845:373), now *Dendrocopos s. stricklandi* (Malherbe), P6:214, is based on a single female provided by Strickland. He had another such specimen, now 26/Pic/9/cc/1 in the UMZC (as per Salvin, 1882: 387, Mexico, 1844, T. Mann; Strickl. no. 1894a). It has wing 116, tail 58+ (worn), culmen (from skull) 21 mm. Malherbe gives wing 116, tail 60, bill ("depuis l'angle") 21 mm. See also Malherbe (Monogr. Picidae 1, 1861:108, pl. 28). The UMZC (Strickland) specimen agrees with the female shown on Malherbe's plate. Compare with *D. villosus jardinii* (Malherbe) above, here is an example somewhat analogous. Likewise the UMZC (Strickland) specimen was not used by Malherbe, but it is likely that the two were collected at about the same time. Dr Violani has found in Count Turati's MS catalogue an entry

to the effect that a female of *stricklandi* marked "Mexico" was acquired from Malherbe in 1860. The specimen is unfortunately lost, although Violani believes it may have been the holotype. On the other hand, Malherbe might have retained the holotype, although Violani has been informed by the Curator of the Metz Museum that it is not to be found therein. To recapitulate, Strickland had two specimens of each of these two Mexican woodpeckers, *D. v. jardinii* and *D. s. stricklandi*, from the one source, T. Mann. He appreciated their likely importance. So he sent one specimen of each to the prime specialist in the family, Malherbe, for final diagnosis.]

[Two specimens of *Picoides tridactylus crissoleucus* (Reichenbach), P6:216, are: 26/Pic/26/b/5,6. (♂), (♀), Siberia, 1846, J.F. Brandt; Strickl. nos. 1905c,d. Not recorded by Salvin (1882: 389), no. 5 bears an earlier label "No. 629. P.L. Mynash(?). 20.IX.44", no. 6 likewise "No. 35. Ariea. 5.IV.44". The name of the locality (or collector?) on no. 5 is not clear. These UMZC two are of historical interest, even though Reichenbach writes of "Unser Exemplar", dated Oct 1842, in the Dresden Museum.]

*Picus (Apternus) arcticus* Swainson (in Swainson and Richardson, Fauna Bor.-Amer. 2, 1832:313, pl. 57) P6:218

= *Picoides arcticus* (Swainson). 26/Pic/26/a/1,2.

Syntypes, (♂), (♀).

Both only with a UMZC label printed "Swainson Collection". There is another syntype (in male plumage) in the RSME (Stenhouse, 1930a:273).

*Dendrobates poicephalus* Swainson (Birds West. Afr. 2, 1837:154) P6:220

= *Mesopicos goertae goertae* (P.L.S. Müller). 26/Pic/20/a/5.

Holotype, ♂.

Sexed and also marked by Swainson with his name as above. The contention of Bates (Bull. Brit. Orn. Cl. 53, 1932:74–75; see also Bannerman, 3, 1933:451) that *poicephalus* is a synonym of nominate *goertae* is accepted. Six other specimens in the UMZC are altogether darker, and lack the marked yellowish wash both above and below; including another Swainson specimen, uninscribed by him, and two from The Gambia, one of them collected by Budgett (Ibis, 1901: 494). They belong with *M. g. agmen* Bates, except for one from Ethiopia, *spodocephalus* (Bonaparte). It is assumed that Swainson had only this one specimen of what is now nominate *goertae*. It has wing 109, tail 65, culmen (from skull) 29 mm. See also *Larus cirrocephalus poiocephalus*, P2:321, above; *poicephalus* is probably a lapsus for *poliocephalus* (grey-headed). As already noted in the List of Authors, Swainson's spelling was often slovenly.

*Dendrobates immaculatus* Swainson (Birds West. Afr. 2, 1837:152) P6:221

= *Mesopicos griseocephalus griseocephalus* (Boddaert). 26/Pic/20/b/8.

Holotype, (♂ imm.), Africa, Havell.

Also marked by Swainson with his name as above. He was unable to obtain any information about the locality. Obviously the specimen should not have been included in the above work. It is curious that (cf. p. 154) he did not associate it with *D. capensis* (Gmelin), also a synonym of *M. g. griseocephalus*: cf. Hargitt (Cat. birds Brit. Mus. 18, 1890:372), who



incorrectly (p. 368), however, places *immaculatus* under *M. goertan* (sic). Nevertheless Swainson possessed “but one specimen”, indicating the underparts as “clear lead” or “cinereous”, suggesting immaturity. It differs from adults in being duller olive above, without any golden tone, crown and rump also duller red; grey of forehead, sides of head and throat blackish; rest of underparts also blackish grey, washed relatively inconspicuously dull olive. Apparently fully grown: wing 112, tail 74, culmen (from skull) 27 mm. Descriptions of the immature plumage are inclined to be unduly terse. Thus McLachlen and Liversidge (1978:325) state merely “Young birds are duller than adults”.

*Hemicircus rubiginosus* Swainson (Birds West. Afr. 2, 1837:150) P6:225  
= *Blythipicus rubiginosus rubiginosus* (Swainson). 26/Pic/2/b/1.

Holotype, (♂), W. Africa (!).

Also marked by Swainson with his name as above. Swainson (*op. cit.*) likewise indicates a West African origin, entirely erroneously. He had only this one specimen. Hargitt (Cat. birds Brit. Mus. 18, 1890:382) deals with this species as *Lepocestes porphyromelas* (Boie), with *Picus (Hemicircus) rubiginosus* Swainson (Class. birds 2, 1837: 150) in the synonymy. The only reference traced in the latter work is on p. 308, and concerns *Piculus rubiginosus* (Swainson), *vide ante*, (P6:111), and considered by Hargitt (*op. cit.*: 86). *Hemicircus rubiginosus* Swainson as above is not mentioned by Hargitt at all. The true provenance of Swainson's specimen may be accepted as Malacca. Wing lengths of specimens in the BMNH (and a few in the UMZC) of *B. r. rubiginosus* (labelled as from Malacca or Malaysia) and *B. r. parvus* Chasen and Kloss (from Borneo) are: *rubiginosus*, 19 ♂♂ 117–127 (122.8), 14 ♀♀ 118–127 (123.4); *parvus*, 13 ♂♂ 115–120 (117.2), 6 ♀♀ 115–121 (118.0) mm. The overlap is so considerable that *parvus* may not be worth recognition. These figures apart, Swainson's specimen has wing 117 mm, and is presumed to be an unusually small specimen of nominate *rubiginosus*.

*Raya rubropygia* Hodgson. Appendix 1. P7:9

*Raya sericeogula* Hodgson. Appendix 1. P7:11

*Calyptomina* (sic) *caudacuta* Swainson (Anim. in Menag., 1838:296) P7:12  
= *Calyptomena viridis caudacuta* Swainson. 27/Eur/1/b/10.

Holotype, (♀).

Only with a UMZC label printed “Swainson Collection”; apparently the only specimen which he had. Agrees with Swainson's fig. 48b. No specimen of *C. rafflesia* (fig. 48a) is available. Although *caudacuta* is considered doubtfully distinct by Peters, it is recognised by Medway and Wells (Birds Malay Penins. 5, 1976:250).

*Zenophasia platyryncha* Swainson (Anim. in Menag., 1838:352) P7:24  
= *Glyphorynchus spirurus cuneatus* (Lichtenstein). 27/Den/7/a/1.

Holotype, ♂, central Brazil.

Also marked by Swainson with his name as above; apparently the only specimen which he had.

*Dendrocolaptes susurrans* Jardine (Ann. Mag. Nat. Hist. **19**, 1847:81) P7:42  
 = *Xiphorhynchus guttatus susurrans* (Jardine). 27/Den/13/d/4–8.

Syntypes, ♂, ♀, 3 unsexed, Tobago, 1844 (no. 8 only), Kirk; respectively Jardine nos 2913, 2910, 2911, 2912, Strickl. no. 1679a.

All four Jardine specimens marked by him with his name as above, the male also “authority for species in annals”. From his measurements, however, Jardine used a number of specimens. Salvin (1882:342) comments on no. 8 as “one of the typical specimens”. There are four further Jardine specimens in the UMZC, but there is no evidence that he used them too. Indeed, one (no. 10, Jardine no. 2917) is marked “Tobago, 1851, Wedderburn”.

*Xiphorhynchus flavigaster* Swainson (Phil. Mag., n.s.,**1**, 1827:440) P7:44  
 = *Xiphorhynchus flavigaster flavigaster* Swainson. 27/Den/13/c/1.

Holotype, unsexed, Mexico, Bullock.

Also marked by Swainson with his name as above. Examined by A.J. van Rossem and (later) by A.R. Phillips; marked by the former “Type of *X. flavigaster* Sw. It is typical of the race now known *X. f. megarhynchus* of Nelson”. Apparently Swainson had only the one specimen.

*Xiphorhynchus leucogaster* Swainson (Phil. Mag., n.s.,**1**, 1827:440) P7:47  
 = *Lepidocolaptes leucogaster leucogaster* (Swainson). 27/Den/9/c/1.

Holotype, unsexed, Mexico, Bullock.

Also marked by Swainson with his generic name (only) as above. Examined by A.J. van Rossem and (later) by A.R. Phillips; marked by the former “Type of *leucogaster* Sw.”. Apparently Swainson had only the one specimen.

*Geobates brevicauda* Swainson (Anim. in Menag., 1838:322) P7:58  
 = *Geobates poecilopterus* (Wied). 27/Fur/18/a/1.

Holotype, unsexed, Brazil, Langsdorff.

Also marked by Swainson with his name as above; apparently the only specimen which he had.

*Furnarius melanotis* Swainson (Anim. in Menag., 1838:324) P7:71  
 = *Furnarius figulus figulus* (Lichtenstein).

27/Fur/17/b/3. Holotype, unsexed (imm.), Brazil, W.S(wainson).

Also marked by Swainson with his name as above. Examined by C.E. Hellmayr, marked by him “*F. figulus* (Licht.) juv.” (see also Cory and Hellmayr, **4**, 1925:24). Apparently Swainson had only the one specimen.

*Malurus garrulus* Swainson (Zool. Ill. **1**(3), 1823: pl. 138, with text) P7:112  
 = *Phacellodomus rufifrons rufifrons* (Wied). 27/Fur/34/d/1.

Holotype, unsexed, Brazil.

Also marked by Swainson “*Synallaxis garrulus* Sw. Zool. Ill. pl. 138”; apparently the only specimen which he had.

*Platyurus affinis* Swainson (Orn. Drawings 5. Birds Brazil, 1835(?): pl. 57) P7:113  
 = *Phacellodomus erythrophthalmus erythrophthalmus* (Wied). 27/Fur/34/b/2.

Holotype, unsexed.

Only with a UMZC label printed "Swainson Collection", and an uninscribed Swainson type of label. The precise date of publication of Swainson (*op. cit.*) is uncertain (McMillan, 1970:366). Apparently he had only the one specimen.

[A specimen of *Anabazenops fuscus* (Vieillot), P7:124, 27/Fur/ 2/a/2, is marked by Swainson "Anabates subcristata Brazil". This name is not mentioned by Sclater (Cat. birds Brit. Mus. 15, 1890), nor by Cory and Hellmayr (4, 1925). Prof. Newton has annotated it on p. 112 of the copy of the former in the Zoological Library, Cambridge. It is also referred to by Swainson (Class. birds 2, 1837:317), "*A. subcristata*. Sw. Braz. Birds, pl. 81". However, publication of the work of Swainson (Orn. Drawings. Birds Brazil, 1834–41) appears to have terminated with part 6, containing plates 63–78 (McMillan, 1970:367). Swainson (Class. birds, *loc. cit.*) gives only a generic description, so that *subcristata* is a *nomen nudum*.]

[Three specimens of *Philydor rufus* (Vieillot), P7:132, probably *P. r. rufus*, 27/Fur/35/i/4–6, bear UMZC labels printed "Swainson Collection", and no. 6 is marked by Swainson "Dendromus caniceps Sw.". Swainson (Class. birds 2, 1837:316) describes the genus only, merely concluding "D. caniceps. Braz. Birds, pl. 80". This case is similar to the one immediately above, and *caniceps* is a *nomen nudum*.]

*Zenops dentirostris* Swainson (Anim. in Menag., 1838: 353). P7:144  
 = *Xenops rutilans heterurus* Cabanis and Heine. 27/Fur/8/c/5.

Holotype, unsexed (imm.), Demerara.

Not to be found in the UMZC according to Cory and Hellmayr, 4, 1925:240, but this is the missing specimen, also marked by Swainson with his name as above. As he notes, it is smaller than that of *affinis* (see following), with bill very short: total length 100, wing 58, tail 35, culmen (from skull) 10.5 mm. It also shows the colour differences mentioned, and furthermore agrees with material in the BMNH of *X. r. heterurus*, not the nominate *rutilans*. Cory and Hellmayr (*loc. cit.*) found Swainson's remarks on the shape of the bill "ambiguous". The explanation appears to be its youth; the bill very short, the curvature of the lower mandible as yet only slightly apparent. Swainson's name precedes that of Cabanis and Heine by more than 20 years. Apparently he had only the one specimen.

*Xenops genibarbis* Swainson (Zool. Ill. 1(2), 1820–21: pl. 100, with text). *Zenops affinis*  
 Swainson (Anim. in Menag., 1838:352) P7:145  
 = *Xenops rutilans rutilans* Temminck. 27/Fur/58/c/4.

Holotype, unsexed, Brazil.

Also marked by Swainson "Zenops affinis. Zenops genibarbis". The same specimen, apparently the only one which he had, may have been used in both references. Swainson seems to have replaced his original name in view of *X. genibarbis* Temminck (Pl. Col., pl. 150, fig. 1), cf. also Sclater (Cat. birds Brit. Mus. 15, 1890:110). His specimen has total length 116, wing 65, tail 48, culmen (from skull) 13.5 mm. Cory and Hellmayr (4, 1925: 238) use *X. r. rutilus* Lichtenstein, 1823, but it is antedated by *X. rutilans* Temminck, 1821.

*Lochmias squamulata* Swainson (Orn. Drawings 3, Birds Brazil, 1834: pl. 33) P7:153  
 = *Lochmias nematura nematura* (Lichtenstein). 27/Fur/28/a/2,3.

Syntypes, unsexed, Brazil (both), Langsdorff (no. 3 only).

Both also marked with Swainson's name as above. There is another specimen (no. 4) only with a UMZC label printed "Swainson Collection".

*Thamnophilus leachii* Such (Zool. Journ. 1, 1825:558) P7:156  
 = *Mackenziaena leachii* (Such). 27/For/22/a/3.

Holotype, (♂), Brazil, Such; Jardine no. 2776.

Also marked by Jardine with Such's name as above. Jardine and Selby (3, 1828: pl. 41, with text) illustrate a specimen "brought from Brazil by Dr Such, and now forms part of the collection of the Zoological Society of London". A collection of 403 specimens was sold by the society to the BMNH in 1855, but "A few of the type specimens were apparently missed by Mr. G.R. Gray, and found their way into other collections" (Sharpe, 1906:514). No specimen could be found therein from Such. Evidently Jardine acquired it instead. No type material of *T. ruficeps* Such (*op. cit.*: 559), i.e. the female of *M. leachii*, appears to be extant.

*Thamnophilus swainsonii* Such (Zool. Journ. 1, 1825: 556) P7:156  
 = *Mackenziaena severa* (Lichtenstein). 27/For/22/b/2.

Holotype, ♀, Brazil, Such; Jardine no. 2774.

Also marked by Jardine "Thamnophilus lineatus, severus". Despite this naming, the specimen is assumed to have been the one used by Such in naming *T. swainsonii*. Like that of *T. leachii* (preceding), no such specimen exists in the BMNH. On the other hand, no type material of *T. niger* Such (*op. cit.*: 559), i.e. the male of *M. severa*, appears to be extant. Jardine and Selby (2, 1827: pl. 21, with text) used a specimen that was in the collection of the Zoological Society of London, but there is no evidence that it was acquired by Jardine, unlike the holotype of *leachii*. There is a male of *M. severa*, 27/For/22/b/1, merely bearing a UMZC label printed "Swainson Collection", without any indication of its earlier history.

*Thamnophilus bicolor* Swainson (Zool. Journ. 2, 1825:86) P7:159  
 = *Taraba major stagurus* (Lichtenstein). 27/For/4/a/4.

Syntype, (♂), Brazil.

Marked by Swainson with his name as above, and on back of same label "Th. albiventer Spix". Cory and Hellmayr (3, 1924:48) incorrectly associate *T. bicolor* Swainson (Orn. Drawings 5, Birds Brazil 1835(?): pl. 60) with the next, *T. cinnamomeus*. Swainson (1825, *loc. cit.*) mentions other specimens sent to Bullock and Latham, and one in the BMNH, but these may all have been lost.

*Thamnophilus cinnamomeus* Swainson (Zool. Journ. 2, 1825:87) P7:159  
 = *Taraba major stagurus* (Lichtenstein). 27/For/47/a/9.

Syntype, (♀), Brazil, W.S(wainson).

Also marked by Swainson "Tham. albiventer Spix", but presumably used in describing *T. cinnamomeus*. He was unable to procure more than two specimens, both "males"(!). The other specimen is presumed lost.

*Thamnophilus fasciatus* Swainson (Zool. Journ. 2, 1825:88). *T. badius* Swainson (Orn. Drawings 6, Birds Brazil, 1841: pl. 65 (♂), pl. 66 (♀)) P7:167

= *Thamnophilus palliatus palliatus* (Lichtenstein). 27/For/52/1/1,5.

Syntypes, (♂), (♀).

The male bears only a UMZC label printed "Swainson Collection", the female in addition merely a blank Swainson type of label. Swainson (1841) had perhaps forgotten about his earlier publication.

*Thamnophilus pileatus* Swainson (Zool. Journ. 2, 1825:91) P7:174

= *Thamnophilus punctatus ambiguus* Swainson. 27/For/52/n/16.

Holotype, (♂, imm.), Brazil.

Also marked by Swainson with his name as above, apparently a male in first annual plumage (Cory and Hellmayr, 3, 1924:97); his "only specimen" (Swainson, *op. cit.*). There are also three adult males, 27/For/52/n/4,7,9, nos 4 and 7 marked by Swainson as *T. naevius*, with a reference to Zool. Journ. 2:90, where he gives as earlier authors for *naevius* Gmelin and Shaw. No. 9, bearing merely a UMZC label printed "Swainson Collection", does not appear to represent Swainson's *ambiguus* (*op. cit.*: 91), if only because it is slightly smaller, not larger, than *naevius* as he states: i.e. wing 71, tail 61 as against wing 72, 73, tail 65, 67 mm in nos 4 and 7. His two specimens of *ambiguus* are probably lost. Swainson's illustration (Orn. Drawings 5, Birds Brazil, 1835(?): pl. 59) of *naevius* is attributed by Cory and Hellmayr (*op. cit.*: 101) to *T. c. caerulescens* Vieillot. However, the only Swainson specimen in the UMZC attributable to this species is an apparent female, 27/For/52/e/1, merely pencilled by him "Thamnophilus", and agreeing with four females of *T. c. gilvigaster* Pelzeln in the BMNH.

*Thamnophilus ferrugineus* Swainson (Zool. Journ. 2, 1825:92) P7:174

= *Thamnophilus punctatus ambiguus* Swainson. 27/For/52/n/12, 13.

Syntypes, (♀ ♀), Brazil.

No. 12 also marked by Swainson with his name as above, bears in addition a small ticket marked "Mas.". Swainson does state that he had two specimens, one of which is "marked as a male bird". No. 13 is merely marked by him "Thamnophilus", but appears to be his other specimen.

*Thamnophilus torquatus* Swainson (Zool. Journ. 2, 1825:89) P7:177

= *Thamnophilus torquatus* Swainson. 27/For/52/q/1.

Holotype, ♂, Brazil.

Swainson's labelling (or lack of it) of his three available specimens of this species and *T. ruficapillus* Vieillot, and his descriptions and references, are not helpful. Originally he described *T. torquatus*, apparently on a single black crowned male: total length  $5\frac{3}{4}$  in. (= 146 mm), wing  $2\frac{1}{2}$  in. (= 64 mm). Later (Anim. in Menag., 1838:283), without any reference to *torquatus*, he described *T. pectoralis* on both a male (black crowned) and female (rufous crowned): total length as before, wing  $2\frac{2}{10}$  in. (= 56 mm), sexes apparently identical in all measurements. He (Class. birds 2, 1837:220) listed both names as if they represented distinct forms. The specimen claimed above as the holotype of *torquatus* is actually marked by Swainson as a male of *T. pectoralis*. Its total length is circa 145 mm,

thus agreeing closely with either *torquatus* or *pectoralis*; but wing 61 mm, nearest to the former.

Another specimen, 27/For/52/q/2, with a UMZC label printed "Swainson Collection", but merely pencilled by Swainson "L.", appears to be a female of *torquatus*: wing 62 mm, thus smaller than *ruficapillus*, cf. Sclater (Cat. birds Brit. Mus. **15**, 1890:213–214), who gives wing 2.5 (63 mm) for *torquatus*, 2.8 (72 mm) for *ruficapillus*. The third, 27/For/52 / o/1, is marked by Swainson on one side of his label as a female of *pectoralis*, on the reverse as *torquatus*. In fact it appears to be a male of *ruficapillus*: crown rufous, chest conspicuously barred black, wing 67 mm. It seems best to disregard all Swainson's names on his labels.

*Formicivora brevicauda* Swainson (Zool. Journ. **2**, 1825:148)

P7:198

= *Myrmotherula urosticta* (Sclater). 27/For/33/dd/1.

Holotype, (♂), Brazil.

Marked by Swainson "Myothera fuliginosa Lich.", placed by Cory and Hellmayr (**3**, 1924: 161) partly in the synonymy of *urosticta*, (p. 149) partly of *M. a. axillaris* (Vieillot). Swainson's name is placed (p. 160) in that of *urosticta* with a query, the type indicated as lost. According to his description, Swainson had only the one specimen. No reference is made to Lichtenstein's name *fuliginosa*, which antedates Swainson's by some two years. Whether he ignored it, or became aware of it later, then relabelling his specimen with Lichtenstein's name, is a matter for conjecture only. It agrees basically with Swainson's description, and with another specimen in the UMZC, 27/For/33/dd/2, "♂ Brazil ex Bicknell 1959", and with five males in the BMNH, including two syntypes of *urosticta*. All seven specimens have white tips to the rectrices clearly apparent, "particularly the outer pair" (cf. Swainson, *op. cit.*, in his specimen the white extending back for more than 10 mm). The only exception is that the Swainson specimen seems slightly aberrant in having black extending beyond the chest onto the middle of the abdomen, as he indicates (black from chin to "middle of the body . . . widens on the breast"). It has wing 53, tail 35, culmen (from skull) 14 mm. Swainson's name antedates Sclater's by 32 years, but the last time it seems to have been recognised was by Sclater (Cat. birds Brit. Mus. **15**, 1890: 242). Sclater (*op. cit.*: 230) distinguishes *brevicauda* from *urosticta* by the only slight white ends to the rectrices instead of broad ones, but he evidently did not examine the Swainson specimen (see also Proc. Zool. Soc. Lond., 1858:237). Salvin (1882: 348) records a specimen of *brevicauda*, still in the UMZC, 27/For/ 33/u/5, Strickl. no. 1712a. It is an apparent male, white tips to the rectrices barely discernible. It is also darker grey below than males of *urosticta*, and agrees best with two males in the BMNH identified as *M. m. menetriesii* d'Orbigny. Salvin does not indicate that he compared it with the Swainson specimen.

*Formicivora nigricollis* Swainson (Zool. Journ. **2**, 1825:147. Description of male.) P7:207

= *Formicivora grisea grisea* (Boddaert). 27/For/11/a/6.

Syntype, (♂).

Only with a UMZC label printed "Swainson Collection". Agrees with Swainson's description of the male. Apparently he had two such, the other being "in the Cabinet of Mr. Vigors" He met "with both sexes in the Catinga woods of Humildez", but see below

re the alleged female. Compared with other material of both sexes in the UMZC and in the BMNH.

*Formicivora nigricollis* Swainson (Zool. Journ. 2, 1825:147. Description of female.) P7:208  
= *Formicivora rufa rufa* (Wied). 27/For/11/d/1.

Holotype, (♂).

Marked by Swainson with his name as above. Bears also a small ticket marked "266. Mas." Agrees in fact with Swainson's description of the female, but he did not realise that he was dealing with the males of two different species. There is another male of *F. r. rufa* in the UMZC (Salvin, 1882:348, as *F. rufatra*). Both have been compared with material of both sexes in the BMNH. Cory and Hellmayr (3, 1924:184) refer to Swainson's name only under *grisea*. Apparently Swainson had only the one specimen of *rufa*.

*Formicivora maculata* Swainson (Zool. Journ. 2, 1825: 147) P7:211  
= *Drymophila squamata* (Lichtenstein). 27/For/8/g/1.

Holotype, ♂, Brazil.

Also marked by Swainson "Myothera squamata Lich.", without any collector's name. Presumably, however, this is the specimen which he used, sent to him by Langsdorff (Swainson, *op. cit.*). Another Swainson male, 27/For/8/g/3, is also inscribed with Lichtenstein's name, with collector shown as Ward. There is also a Swainson female, but he had only the one specimen, from the description a male.

*Drymophila atra* Swainson (Zool. Journ. 2, 1825:153) P7:219  
= *Pyriglena atra* (Swainson). 27/For/41/a/1.

Syntype, (♂), Brazil, WS(wainson).

Merely further marked by Swainson "Drymophila" but presumably used for his description of *D. atra*. He shot "three or four individuals . . . (all of which were males)", but there is only this one specimen in the UMZC. Seen by E.O. Willis, 25 May 1978.

*Drymophila trifasciata* Swainson (Zool. Journ. 2, 1825:152; Zool. Ill. 2, 1832–33: pl. 27, with text) P7:220

= *Pyriglena leucoptera* (Vieillot). 27/For/41/c/1.

Syntype, ♂.

Bears a UMZC label printed "Swainson Collection", and another label "No 23 Mas L. domicella" (handwriting possibly Swainson's, but this is not sure). From his first description (1825) it appears that Swainson had only the one specimen, "sent me from Southern Brazil". Yet in his second (1832–33) he indicates that he found the species "not uncommon" during his travels in 1815–17! This latter is indicative that he had more than one specimen, although he never procured a female. Yet there are two females with a UMZC label printed "Swainson Collection", 27/For/41/c/2,3, no. 3 marked by him "Lanius domicella Lich. fem.", like Swainson's name a synonym of *P. leucoptera*, cf. Cory and Hellmayr (3, 1924: 225). In his second description, Swainson uses the same name in the text as in his first, but the plate is titled "M. bicincta", a name seemingly never otherwise used.

*Myrmeciza melanura* Strickland (Ann. Mag. Nat. Hist. **13**, 1844:417) P7:220  
= *Pyriglena leucoptera* (Vieillot). 27/For/41/c/6.

Holotype, (♀), Brazil, 1838, N.C. Strickland; Strickl. no. 1720c.

Marked by Strickland with his name as above. According to Salvin (1882:350), the specimen used was 1720b. In fact it was 1720c; 1720a, b and d being in male plumage.

*Holocnemis flammata* Strickland (Ann. Mag. Nat. Hist. **13**, 1844:415, pl. 13) P7:228  
= *Sclateria naevia naevia* (Gmelin). 27/For/45/a/1.

Holotype, (♂, imm.); Strickl. no. 1723a.

Marked by Strickland with his name as above. Diagnosis of sex and age as per Cory and Hellmayr (3, 1924:252).

[A mounted specimen in male plumage of *Myrmeciza l. longipes* (Swainson), P7:233, 27/For/25/k/3, was found lacking any data at all. It may well be the specimen used by Swainson (Zool. Journ. **2**, 1825:152; Ill. Orn. **2**, 1832–33: pl. 23) (“*M. grallatoria*” with text), but there is no certainty whatever.]

*Drymophila leucopus* Swainson (Zool. Journ. **2**, 1825: 150) P7:237  
= *Myrmoderus loricatus* (Lichtenstein). 27/For/28/a/2,3.

Syntypes, (♀ ♀).

Both merely marked by Swainson “*Drymophila*”, but both presumably used for his description. His hunters procured two pairs, but there is no Swainson male in the UMZC, although both sexes are described by him.

*Conopophaga ruficeps* Swainson (Nat. Libr. Orn. **10**, Flycatch., 1838:155, pl. 16 (♂); Orn. Drawings **6**, Birds Brazil, 1841: pl. 67 (♂), pl. 68 (♀)). P7:276

= *Conopophaga melanops perspicillata* (Lichtenstein). 27/Con/1/g/1,4.

Syntypes, ♂, ♀, Brazil.

Both also marked by Swainson with his name as above. The female bears in addition a reference to “Orn. Dr. pl. 73”, but the correct number is 68.

*Platyurus corniculatus* Swainson (Orn. Drawings **5**, Birds Brazil, 1835(?): pl. 55) P7:281  
= *Merulaxis ater* Lesson. 27/Rhi/5/a/1.

Syntype, ♂, Brazil.

Marked by Swainson with his name as above. No female (*op. cit.*: pl. 56) is in the UMZC, however.

The taxa in Peters *et al.* (8, 1979) had to be catalogued by me prior to publication of this volume; for the Tyrannidae following Cory and Hellmayr (5, 1927), for the Cotingidae Hellmayr (6, 1929). Therefore certain taxa below were catalogued under the Cotingidae instead of the Tyrannidae, so that the catalogue reference bears the abbreviation “Cot” instead of “Tyr”. For those in question, see *Attila s. spadiceus*, P8:190, *Rhytipterna s. simplex*, 191, (contra Traylor in Peters *et al.*) and *Pachyramphus v. viridis*, P8:229 through *Tityra i. inquisitor*, P8:244 (contra Snow in Peters *et al.*).



*Euscarthmus cinereus* Strickland (Ann. Mag. Nat. Hist. **13**, 1844:414) P8:40  
 = *Serpophaga cinerea cinerea* (Tschudi). 27/Tyr/93/a/1.

Holotype, unsexed, Chili (error), Tucker; Strickl. no. 1485a.

Also marked by Strickland with his name as above; "The type" (Salvin, 1882:304). Strickland gives no indication of having had more than the one specimen. See Cory and Hellmayr (**5**, 1927:385), Tschudi's name antedates Strickland's by about one month. The apt "cinerea" seems to have occurred to the two authors independently.

*Lepturus ruficeps* Swainson (Nat. Libr. Orn. **10**, Flycatch., 1838:181, pl. 20) P8:52  
 = *Euscarthmus meloryphus meloryphus* Wied. 27/Tyr/28/a/1.

Holotype, ♂, Forests of Urupu, Bahia, WS(wainson).

Also marked by Swainson "Lepturus coronatus", evidently an MS name about which he changed his mind. His description is unaccompanied by any indication of locality; unlike the label (as above), which is also marked "very rare". There is no indication that Swainson had more than the one specimen.

[Sclater (Cat. birds Brit. Mus. **14**, 1888:120), and Cory and Hellmayr (**5**, 1927:355) place *Tyrannula modesta* Swainson (Orn. Drawings **4**, Birds Brazil, 1835: pl. 48) as a synonym of *Capsiempis f. flaveola*, now *Phylloscartes f. flaveolus* (Lichtenstein), P8:67, which has two transverse whitish bands on the wing coverts, not evident in the plate. The specimen which Swainson might have used cannot be found in the UMZC. His only one of the species, 27/Tyr/10/a/2, showing these bands, is merely marked by him "Sale 1834 Brazil". It agrees best with two specimens in the BMNH of *P. f. leucophrys* (Berlepsch).]

[Although not used by Sclater (Proc. Zool. Soc. Lond., 1887:47, pl. 9, fig. 2) in describing *Leptopogon oustaleti*, now *Phylloscartes oustaleti*, P8:68, there is a specimen purchased at the sale of the Jardine Collection in 1886, no. 2688, merely marked "Tyrannula, purch. Mather Liverpool", apparently dated 1850; cat. ref. 27/Tyr/78/b/1. Cory and Hellmayr (**5**, 1927:353) do not mention this specimen, and list only five. It remained unidentified until 1973, when at the suggestion of R. Wagstaffe it was compared with the figure in Sclater (*loc. cit.*), and found to agree with it. No specimen could be found in the BMNH. It has wing 63; tail 57; tarsus 17; culmen (exposed) 10, (from skull) 14 mm.]

*Todus megacephalus* Swainson (Nat. Libr. Orn. **10**, Flycatch., 1838:177, pl. 19) P8:72  
 = *Myiornis auricularis cinereicollis* (Wied). 27/Tyr/60/b/3.

Holotype, unsexed, Brazil, Natterer.

Also marked by Swainson with his name as above. There is no indication that he had more than the one specimen. Cory and Hellmayr (**5**, 1927:337) consider the species to be monotypic. Zimmer (Amer. Mus. Novit. **1066**, 1940:21) discusses variation in *M. albiventris* and *ecaudatus*, but not *auricularis*. However, compared with five specimens from Paraguay and two from Rio de Janeiro in the BMNH, the Swainson one is more markedly grey on the nape, this colour replacing green laterally almost to above the eyes.

*Todirostrum multicolor* Strickland (Contr. Orn., 1852: 42, pl. 85, fig. 2) P8:76  
 = *Poecilotriccus ruficeps ruficeps* (Kaup). 27/Tyr/82/a/1.

Holotype, unsexed, Bogota; Strickl. no. 1475a.

Also marked by Strickland with his name as above. See also Salvin (1882:302), Cory and Hellmayr (5, 1927:326). There is no indication that Strickland had more than the one specimen.

[An apparent female of *Platyrinchos mystaceus cancromus* Temminck, P8:110, the same as *Platyrinchus m. mystaceus* Vieillot, P8:109, 27/Tyr/81/d/4, was conceivably used by Swainson (Zool. Ill. 1(2), 1820–21: pl. 115, with text). It is marked by him with Temminck's name, also "Brazil, rare". However, pencilled by him on the back of the label is "Langsdorff specimen", but in his text Swainson states that "the only specimen I have yet seen belongs to Mr. Leadbeater". The specimen has wing 51 mm. There is also a yellow-crowned apparent male, 27/Tyr/81/d/3, only with a UMZC label printed "Swainson Collection", but probably used by him (Nat. Libr. Orn. 10, Flycatch., 1838:158, pl. 17), again employing Temminck's name. It has wing 55 mm.]

*Muscipeta barbata* Swainson (Zool. Ill. 1(2), 1820–21: pl. 116, with text) P8:118  
 = *Myiobius barbatus mastacalis* (Wied). 27/Tyr/56/b/5,6.

Syntypes, ♂, Brazil, (♀).

Male also marked by Swainson with his name as above; female only with a blank Swainson type of label. It would appear from Swainson (*op. cit.*) that this was the pair which he shot "in the forest of Pitanga, about twenty leagues west of Bahia". He does make reference to *Muscicapa barbata* Gmelin, but was in fact describing a different taxon.

*Tyrannula ferruginea* Swainson (Orn. Drawings 5, Birds Brazil, 1835(?): pl. 53) P8:122  
 = *Myiophobus fasciatus fasciatus* (Müller). 27/Tyr/59/a/5.

Holotype, unsexed, Brazil.

Although also marked by Swainson "Mus. virgata Lich.", presumed to have been used by him for his plate, with which it agrees in having a yellow crown patch, and to be the holotype. Wing 58, tail 52 mm, in size agreeing best with *M. f. fasciatus*, not *flammiceps* (Temminck), *contra* Cory and Hellmayr (5, 1927:250): see figures in Hellmayr (Nov. Zool. 32, 1925:177). The specimen probably emanated from Bahia, where Swainson collected, and where according to Hellmayr the population is nearest to nominate *fasciatus* in size. Another specimen, only with a UMZC label printed "Swainson Collection", 27/Tyr/59/a/6, lacks any red or yellow on the crown; wing 58, tail 51 mm.

*Tyrannus borealis* Swainson (in Swainson and Richardson, Fauna Bor.-Amer. 2, 1831:141, pl. 35) P8:128

= *Contopus borealis* (Swainson). 27/Tyr/66/a/1.

Holotype, ♀, Carlton, May 1827.

The handwriting from which the above data are derived is believed to be Richardsons. Swainson states that "only one specimen was procured". It was examined by van Rossem (Trans. San Diego Soc. Nat. Hist. 7, 1934:352). My own measurements are, wing 111, tail 73 mm. Traylor (in Peters *et al.* 8, 1979:128) gives Carlton House as at lat 54°, although see also under *Buteo vulgaris* (above, P1(ed.2): 366).

*Tyrannula musica* Swainson (Phil. Mag., n.s., 1, 1827: 368) P8:129  
 = *Contopus fumigatus pertinax* Cabanis and Heine. 27/Tyr/57/e/1.

Holotype, unsexed.

Only with a UMZC label printed "Swainson Collection", and an uninscribed Swainson type of label. Swainson's description is based on a specimen (apparently there was only the one) collected by Bullock or his son. The specimen has a typical Bullock make-up – flattened, head turned sideways. Phillips (in Phillips and Short, Bull. Brit. Orn. Cl., 1968: 93) suggests resuscitating Swainson's name, but this is not accepted by Traylor (in Peters *et al.* 8, 1979:129). Measurements of the specimen are, wing 100, tail 83 mm.

*Tyrannula curtipes* Swainson (Orn. Drawings 5, Birds Brazil, 1835(?): pl. 54) P8:133  
 = *Contopus cinereus cinereus* (Spix). 27/Tyr/57/a/3.

Holotype, unsexed, Brazil.

Also marked by Swainson with his name as above. It is presumed that he had only the one specimen. See also Cory and Hellmayr (5, 1927:193). Wing 73, tail 63 mm.

*Myiobius pallidus* Gosse (Birds Jamaica, 1847:166) P8:135  
 = *Contopus caribaeus pallidus* (Gosse). 27/Tyr/7/a/7.

Syntype, unsexed, Jamaica, P.H. Gosse; Strickl. no. 1538a.

Marked by Gosse with his name as above; see also Salvin (1882: 315). There is another syntype in the BMNH.

*Tyrannula affinis* Swainson (Phil. Mag., n.s., 1, 1827: 367) P8:141  
 = *Empidonax affinis affinis* (Swainson). 27/Tyr/23/g/1.

Holotype, (♀), Mexico.

Also marked by Swainson with his name as above. There is no indication that he had more than the one specimen. *Tyrannula affinis* is placed in the synonymy of *E. fulvipectus* with a question mark by Cory and Hellmayr (5, 1927:212). Salvin (1882:314), however, recognises *E. affinis*, and is supported in this by van Rossem (Bull. Mus. Comp. Zool. 77, 1934:392). Van Rossem rightly points out that the specimen is a typical Bullock one (i.e., flattened, head turned sideways), probably from Temascaltepec, sexed from his measurements as a female. Miller *et al.* (Distr. check list birds Mexico 2, 1957: 90) also recognise *affinis* in preference to *fulvipectus*. My own measurements of the Swainson specimen and 27/Tyr/23/g/2 (see Salvin, *loc. cit.*, Strickl. no. 1534a) are respectively: wing 67, 71; tail 58, 61; culmen (from skull) 15 (both) mm.

*Tyrannula pallida* Swainson (Phil. Mag., n.s., 1, 1827: 367) P8:148  
 = *Sayornis saya pallida* (Swainson). 27/Tyr/92/c/8.

Holotype, unsexed, Mexico, Bullock. Also marked by Swainson with his name as above. Cory and Hellmayr (5, 1927:59) place *pallida* as a synonym of *S. s. saya* (Bonaparte). The Swainson specimen has wing 98, tail 82, culmen (from skull) 20 mm. There is no indication that he had more than this one.

*Tyrannula nigricans* Swainson (Phil. Mag., n.s., 1, 1827:367) P8:149  
 = *Sayornis nigricans nigricans* (Swainson). 27/Tyr/92/a/1, 2.

Syntypes, both unsexed; no.1, Mexico, Bullock.

No.1 also marked by Swainson with his name as above. No.2 bears a blank Swainson type of label. Both are typical Bullock skins, and are marked "cotype" apparently by A.J. van Rossem; both also seen by A.R. Phillips. Measurements respectively, wing 84, 87; tail 73, 77; culmen (from skull) 19 (both) mm.

*Tyrannus nengeta* Swainson (Quart. Journ. Sci. Litt. and Arts Roy. Inst. 20, 1826:179) P8:163  
 = *Xolmis cinerea cinerea* (Vieillot). 27/Tyr/114/a/5,6.

Syntypes, unsexed, Brazil.

Both also marked by Swainson "Fluvicola nengeta Sw". *Fluvicola* is the generic name used by him most recently (Nat. Libr. Orn. 10, Flycatch., 1838:102).

*Taenioptera alpina* Jardine (Contr. Orn., 1849:47-49, pl. 21) P8:171  
 = *Muscisaxicola alpina alpina* (Jardine). 27/Tyr/52/c/1.

Syntype, unsexed, Quito, Andes, Feb 1849, W. Jameson; Strickl. no. 1467a.

This specimen is commented on by Salvin (1882:300). The data above re locality, date and collector are from a Jardine type of label in his handwriting. Jardine (*op. cit.*) gives wing as 4.9-5.1 in. (124-129 mm), tail 3.4-3.5 in. (86-88 mm). In fact the two syntypes in the BMNH (Warren and Harrison, 1971:18) have wing 125, 130, tail 77, 84 mm. The UMZC specimen has wing 117, tail 76 mm. The tips of the primaries are abraded, but even so the length could never have exceeded 120 mm. Despite its short wing length, presumably it too was available to Jardine for his description. These three specimens, and another in the BMNH collected by Jameson for Jardine in Feb 1850, are much more brownish, less white, on the underparts than in 11 others in the BMNH, also assigned to *M. a. alpina*, from Ecuador (Mt. Chimborazo, Corazon, Guagua Pichincha, Panza, El Paramas, Sical). Of these 11, four were collected not long after those by Jameson, in 1850-73, so that the difference is unlikely to be due to *post mortem* changes.

*Blechropus cristatus* Swainson (Nat. Libr. Orn. 10, Flycatch., 1838:99, pl.7) P8:178  
 = *Knipolegus lophotes* Boie.

27/Tyr/3/d/2. Holotype, (♂), Brazil.

Also marked by Swainson with his name as above. There is no indication that he had more than this one specimen. It has wing 126, and so is presumably a male. An apparent female (ex Selby, 27/Tyr/3/d/1) has wing 115 mm only.

*Perspicilla leucoptera* Swainson (Nat. Libr. Orn. 10, Flycatch., 1838:105, pl. 9 (♂ only)) P8:178  
 = *Hymenops perspicillata perspicillata* (Gmelin). 27/Tyr/42/a/4,5.

Syntypes, (♂), ♀, Brazil.

Both also marked by Swainson with his name as above.

*Fluvicola cursoria* Swainson (Zool. Ill. 2, 1831: pl. 46, with text) P8:180  
 = *Fluvicola nengeta nengeta* (Linnaeus). 27/Tyr/29/a/1.

Holotype, unsexed, Pernambuco, Brazil.

Also marked by Swainson with his name as above. There is no indication that he had more than the one specimen. The plate reference was inadvertently omitted from the index, which it immediately precedes. The type species of Swainson's genus *Fluvicola*; see also *Xolmis c. cinerea*, P8:163, above.

*Alectura azarii* Swainson (Nat. Libr. Orn. **10**, Flycatch., 1838:96, pl. 6 (♂)) P8:182  
 = *Alectrurus tricolor* (Vieillot). 27/Tyr/3/a/4-6.

Syntypes, (♂♂).

Each only with a UMZC label printed "Swainson Collection". Swainson (*op. cit.*) states that he had "not yet seen" the female.

*Gubernetes forficatus* Swainson (Nat. Libr. Orn. **10**, Flycatch., 1838:92, pl. 5) P8:182  
 = *Gubernetes yetapa* (Vieillot). 27/Tyr/30/a/2.

Holotype, unsexed.

Only with a UMZC label printed "Swainson Collection", and a blank Swainson type of label. There is no indication that he had more than the one specimen. It has wing 127, tail 256 mm.

*Tyrannus ambulans* Swainson (Quart. Journ. Sci. Litt. and Arts Roy. Inst. **20**, 1826:279)  
 = *Machetornis rixosus rixosus* (Vieillot). 27/Tyr/44/a/5. P8:185

Holotype, unsexed, Brazil.

Also marked by Swainson with his name as above. There is no indication that he had more than the one specimen, although (*op. cit.*) he states "I met with a few individuals of *T. ambulans*, during my stay at Pernambuco". Wing 95, tail 78, culmen (from skull) 23 mm. Later, Swainson (Class. birds **2**, 1837:225) used the combination *Chrysolophus ambulans*.

*Tyrannus longipennis* Swainson (Quart. Journ. Sci. Litt. and Arts Roy. Inst. **20**, 1826:283)  
 = *Muscipira vetula* (Lichtenstein). 27/Tyr/52/a/2,3. P8:186

Syntypes, unsexed; no. 2, Brazil.

No. 2 also marked with Swainson's name and locality as above; no. 3 only with a UMZC label printed "Swainson Collection".

*Tyrannus rufescens* Swainson (Quart. Journ. Sci. Litt. and Arts Roy. Inst. **20**, 1826:278)  
 = *Attila spadiceus spadiceus* (Gmelin). 27/Cot/3/f/6. P8:190

Holotype, (♀).

Only with a UMZC label printed "Swainson Collection". In rufous phase. Sex presumed from wing-length of 80 mm; compare with measurements in Hellmayr (**6**, 1929:131). There is no indication that Swainson had more than the one specimen.

*Tyrannus calcaratus* Swainson (Quart. Journ. Sci. Litt. and Arts Roy. Inst. **20**, 1826:271)  
 = *Rhytipterna simplex simplex* (Lichtenstein). 27/Cot/28/c/3-5. P8:191

Syntypes, unsexed; no. 3, Brazil.

Nos 3 and 4 marked with Swainson's name as above; no. 5, "syn *Muscicapa cinerascens* Spix 2. pl. 21. 2", presumably in the belief that Spix's name (Av. Bras. **2**, 1825:16, pl. 21) had been preceded by his own. There is also a Selby specimen, no. 6, and two Jardine ones, nos 8, 9, one of which must have been used by Jardine and Selby (**3**, 1828: pl. 37, with text), who employ Swainson's name. In fact Jardine has endorsed his two specimens "authority for fig. in *Illust. of Ornithol.*"

- Tyrannula barbirostris* Swainson (Phil. Mag., n.s., 1, 1827:367) P8:195  
 = *Myiarchus barbirostris* (Swainson). 27/Tyr/55/b/11.  
 Holotype, unsexed, Mexico(!).  
 Also marked by Swainson with his name as above. There is no indication that he had more than the one specimen. As originally pointed out by Sclater (Proc. Zool. Soc. Lond., 1871:85), "Mexico" is an error for Jamaica. A.R. Phillips, who has examined the specimen, agrees.
- Myiobius tristis* Gosse (Birds Jamaica, 1847:167) P8:195  
 = *Myiarchus barbirostris* (Swainson). 27/Tyr/55/b/12.  
 Syntype, unsexed, Jamaica, P.H. Gosse; Strickl. no. 1546a.  
 See also Salvin (1882:316). There is another syntype in the BMNH.
- Myiobius stolidus* Gosse (Birds Jamaica, 1847:168) P8:205  
 = *Myiarchus stolidus stolidus* (Gosse). 27/Tyr/55/m/18.  
 Syntype, unsexed, Jamaica, P.H. Gosse; Strickl. no. 1545b.  
 See also Salvin (1882:316). There is another syntype in the BMNH, ex Jardine, purchased through Gerrard (Warren and Harrison, 1971:529). There is also a Jardine specimen in the UMZC, no. 15, marked by him "Jamaica 1847 J. Gould".
- Saurophagus pusillus* Swainson (Anim. in Menag., 1838:284) P8:207  
 = *Pitangus lictor lictor* (Lichtenstein). 27/Tyr/80/a/1,7.  
 Syntypes, unsexed; no. 1, Brazil, A. Harrison.  
 No. 1 also marked by Swainson with his name as above, and "more common in Guiana". No. 7 only with a UMZC label printed "Swainson Collection". Wings 89, 91; tails (both) 75 mm. Seen by A.R. Phillips, who comments that Swainson gives a longer tail-length, viz. 3.2 in. = 81 mm; agreeing otherwise, however, with his description and two figures.
- Megastoma ruficeps* Swainson (Anim. in Menag., 1838:285) P8:210  
 = *Megarynchus pitangua pitangua* (Linnaeus). 27/Tyr/46/a/1.  
 Holotype, (♂), So. Brazil.  
 Also marked by Swainson with his name as above. There is no indication that he had more than the one specimen. Concealed crest orange, underparts washed orange, not "fine yellow" as in *flaviceps* (below).
- Megastoma flaviceps* Swainson (Anim. in Menag., 1838:285) P8:210  
 = *Megarynchus pitangua pitangua* (Linnaeus). 27/Tyr/46/a/5.  
 Holotype, (♀), Brazil.  
 Also marked by Swainson with his name as above. There is no indication that he had more than the one specimen. Concealed crest yellow.
- Megastoma atriceps* Swainson (Anim. in Menag., 1838:285) P8:210  
 = *Megarynchus pitangua pitangua* (Linnaeus). 27/Tyr/46/a/6,7.  
 Syntypes, unsexed.  
 Each only with a UMZC label printed "Swainson Collection", and with crown entirely blackish. Another specimen (no. 2), is similar in all respects (including labelling) except that it has a small concealed yellow crest, with much less yellow than in *M. flaviceps*.

*Tyrannus audax* Swainson (Quart. Journ. Sci. Litt. and Arts Roy. Inst. **20**, 1826:270)

= *Myiodynastes maculatus solitarius* (Vieillot). 27/Tyr/58/e/1.

P8:218

Holotype, ♂, Brazil.

Marked by Swainson with his name as above; and "Monog. Sp. 3", as quoted in the reference. He writes of "The specimen". Wing 112, tail 86, culmen (from skull) 30 mm.

*Tyrannus circumcinctus* Swainson (Orn. Drawings **4**, Birds Brazil, 1835: pl. 50) P8:219

= *Legatus leucophaeus leucophaeus* (Vieillot). 27/Tyr/38/a/2.

Holotype, unsexed, Brazil.

Merely marked by Swainson "Gould Brazil". There is no indication that he had more than the one specimen. Wing 85 mm.

*Tyrannus leucotis* Swainson (Quart. Journ. Sci. Litt. and Arts Roy. Inst. **20**, 1826:276)

= *Empidonomus varius rufinus* (Spix). 27/Tyr/24/b/1.

P8:220

Holotype, unsexed, Brazil.

Also marked by Swainson with his name as above. There is no indication that he had more than the one specimen. Compared with material in the BMNH, it agrees best in colour with *rufinus*. It seems, however, unusually large for that form: wing 103, tail 86, culmen (from skull) 17.5 mm. Swainson (*op. cit.*) indicates that the specimen came from northern Brazil. Perhaps it is in reality a wintering example of the larger *E. v. varius*, which visits Surinam for example (Haverschmidt, Birds Surinam, 1968:305).

*Tyrannus crudelis* Swainson (Quart. Journ. Sci. Litt. and Arts Roy. Inst. **20**, 1826:275)

= *Tyrannus melancholicus despotes* (Lichtenstein). 27/Tyr/110/f/11,12.

P8:223

Syntypes, unsexed, Brazil.

Both also marked by Swainson with his name as above, no. 12 in addition "Sw. Monog. p. 275" Wing 105, 110; tail 86, 93; culmen (from skull) 26, 27 mm. Three further Swainson specimens, nos 13, 14, 32, uninscribed with his name *crudelis*, are similar in colour to the above two but larger; thus wing 115, 118, 118 mm.

*Tyrannus vociferans* Swainson (Quart. Journ. Sci. Litt. and Arts Roy. Inst. **20**, 1826:273)

= *Tyrannus vociferans vociferans* Swainson. 27/Tyr/110/j/1.

P8:224

Holotype, (♂).

Only marked by Swainson "Tyrannus parvirostris", seemingly a mere MS name. There is another Swainson specimen, originally identified in the UMZC as *vociferans*, and marked by Swainson "2. Tyrannus vociferans? Swainson in Brand Journal. Jenkins". It is endorsed by A.J. van Rossem "this is not the type of *vociferans* Sw.". In fact it belongs with *T. melancholicus*, and is mentioned under that species immediately above, cat. ref. 27/Tyr/110/f/32. The Swainson specimen of true *vociferans* was also seen by van Rossem (and later by A.R. Phillips), and the former has endorsed it "this is undoubtedly the type of *Tyrannus vociferans* Sw. It is obvious that a mixup of tags has occurred". The make-up is that of a Bullock specimen, and Swainson (*op. cit.*) quotes Bullock that "this species is very common in the neighbourhood of Temascaltepec". Measurements: wing 135; tail 92; culmen (from skull) 24, (exposed) 19 mm. Cf. Ridgway (**4**, 1907:695), these figures accord

with those of a male, and furthermore the specimen has the tips of the longer primaries distinctly attenuated.

*Tyrannus crassirostris* Swainson (Quart. Journ. Sci. Litt. and Arts Roy. Inst. **20**, 1826: 273) P8:224

= *Tyrannus crassirostris crassirostris* Swainson 27/Tyr/110/c/1.

Holotype, unsexed, Mexico.

Also marked by Swainson with his name as above. There is no indication that he had more than this one specimen, which has wing 130, tail 98, culmen (from skull) 28+ (tip broken off) mm.

*Psaris cuvierii* Swainson (Zool. Ill. **1**(1), 1820–21: pl. 32, with text) P8:229

= *Pachyramphus viridis viridis* (Vieillot). 27/Cot/19/k/8.

Holotype, (♂), Brazil.

Also marked by Swainson "Pachyrhynchus Cuvieri Sw", unsexed. Another Swainson specimen, no. 5, is correctly marked by him as a female of *P. cuvierii*, although he described the male only, seemingly from this single specimen. There are also two Jardine females, nos 10, 11. No. 10 is dated 1848, but no. 11, undated, was conceivably used by Jardine & Selby (1, 1827: pl. 10, fig. 1) for the illustration of their *Tityra vieilloti*.

*Pachyrhynchus ruficeps* Swainson (Anim. in Menag., 1838:288) P8:232

= *Pachyramphus castaneus castaneus* (Jardine and Selby). 27/Cot/19/b/1.

Holotype, ♀, Brazil.

Examined by Hellmayr (6, 1929:172). My own measurements, not identical with his, are: wing 76, tail 63, culmen (from skull) 16 mm. A Jardine specimen, no. 3 (his no. 2427), agrees with Jardine and Selby (1, 1827: pl. 10, fig. 2), except that cinereous extends from the sides of the head to above the eye, and is continuous around the nape. Both in size and colour it agrees closely with the Swainson specimen: wing 77, tail 60, culmen (from skull) 15 mm. Yet it is marked by Jardine "Pachyrhamphus niger Bogota Major Bowden". This name is equivalent to *P. polychopterus niger* (Spix) in Hellmayr (6, 1929:180), or *P. polychopterus nigriventris* Sclater as in the following taxon, very differently coloured. Bogota would appear to be within the range of *P. castaneus saturatus* Chapman. Thus Jardine's particulars seem altogether misleading. Despite the differences in the distribution of the cinereous coloration on the head and nape, this specimen may have been used for Jardine and Selby's figure. Another Jardine specimen, no. 5 (his no. 2431), also marked "Pachyrhamphus niger", but without any further particulars, does seem to belong to *P. c. saturatus*. It is presumed that Swainson had only the one specimen.

*Psaris niger* Swainson (Zool. Journ. **2**(7), 1825:356) P8:234

= *Pachyramphus polychopterus nigriventris* Sclater. 27/Cot/19/f/12.

Holotype, (♂), Brazil.

Also marked by Swainson "Pachycep. niger Sw. ii:356. Zool. Journ." And (*op. cit.*) he writes of "my specimen". The ostensible date of publication is October 1825. Hellmayr (6, 1929:180) makes no reference to Swainson's name and description, which conceivably antedate *Pachyrhynchus niger* Spix, both names being some 32 years earlier than Sclater's.



*Pachyrynchus niger* Swainson (Anim. in Menag., 1838:290) P8:234

= *Pachyramphus polychopterus nigriventris* Sclater. 27/Cot/19/f/13.

Holotype, (♂), Brazil.

Also marked by Swainson with his name as above. There is no indication that he had more than this one specimen. It is greyer, less blackish below than his specimen of *Psaris niger*: white tips to the outer rectrices well developed instead of almost lacking, bill broader at the base. Despite these differences, it is surprising that Swainson makes no reference either to his earlier one, nor indeed to Spix's. Both specimens are not only much darker below than the one of *Pachyrynchus spixii*, see next taxon, but also smaller: both with wing 74 as against 80 mm.

*Pachyrynchus spixii* Swainson (Anim. in Menag., 1838:289) P8:235

= *Pachyramphus polychopterus spixii* (Swainson). 27/Cot/19/f/1.

Syntype, ♂, Brazil.

Examined by Hellmayr (6, 1929:177), who suggests Rio de Janeiro as type locality. The female syntype also described by Swainson has not been traced.

*Pachyrhynchus swainsonii* Jardine and Selby (Ill. Orn. 7, 1830: addenda, 4) P8:235

= *Pachyramphus marginatus nanus* Bangs and Penard. 27/Cot/19/e/2.

Syntype, (♀), Brazil.

This is a Swainson specimen, marked by him with Jardine and Selby's name. Jardine and Selby write "capite supra brunnea", and evidently had at least two females available, a Swainson one and a Jardine one. Swainson (Anim. in Menag., 1838:288) writes of "head subcrested, ferrugineous in the male". It is presumed that he used the above specimen, and that it had previously been seen by Jardine and Selby. As pointed out by Hellmayr (6, 1929: 186), both descriptions are of the female. The only measurement given by either Jardine and Selby or by Swainson is by the former, who state "Long 5 pollices", presumably meaning 5 inches, almost exactly applicable to the above specimen. However, it has wing 66, tail 49 mm, figures which tally with *P. m. nanus* rather than the nominate sub-species: see Hellmayr (*op. cit.*: 187), who lists *swainsonii* under the nominate. Jardine and Selby's name antedates Bangs and Penard's by some 90 years. Swainson (*loc. cit.*) refers to the head as "olive" in the female, and another specimen of his, no. 7, is marked by him like no. 2 except that "male" is replaced by "female?". In fact it would appear to be immature, not externally sexable. Also, since it has wing 75, tail 59 mm, it belongs with the nominate form. A Jardine female of *nanus* (27/Cot/19/e/1; wing 66, tail 49 mm, exactly as for the syntype) could not have been available to Jardine and Selby, since it bears a label showing that it was bought at Liverpool as late as 1853.

*Psaris cristatus* Swainson (Zool. Journ. 2(7), 1825; Zool. Ill. 2, 1831: pl. 41, with text)

= *Pachyramphus validus validus* (Lichtenstein). 27/Cot/23/e/4. P8:240

Syntype, ♂, Brazil.

Although received in the UMZC from the Jardine Collection, bears an original Swainson label, marked by Swainson with his name as above. In the second reference Swainson writes "we know of but two specimens" (the second apparently was in Paris), and refers back to his 1825 description.

*Pachyrynchus megacephalus* Swainson (Anim. in Menag., 1838:287) P8:240  
 = *Pachyramphus validus validus* (Lichtenstein). 27/Cot/23/e/5.

Holotype, (♂ imm.), Brazil, Sale.

Also marked by Swainson with his name as above. There is no indication that he had more than this one specimen. He makes no reference to his *Psaris cristatus* (preceding) and evidently believed that he was dealing even with a different genus. The specimen of *Psaris strigatus* Swainson (*loc. cit.*) is indicated as being in Paris, and is regarded by Hellmayr (6, 1929:193, under *Platypsaris r. rufus*) as a "young male", as opposed to an "immature male". Yet another Swainson specimen, an adult female of *P. v. validus*, 27/Cot/23/e/6, is marked by him "Pachyrynchus pileatus Jardine & Selby". But there is no evidence that he obtained it from either author, who (2, 1827: pl. 17, with text) based their *Tityra pileata* on a specimen lent to them by Leadbeater.

*Psaris guianensis* Swainson (Anim. in Menag., 1838:286) P8:241  
 = *Tityra cayana cayana* (Linnaeus). 27/Cot/31/a/11.

Syntype, (♂).

Only with a UMZC label printed "Swainson Collection". The female to which Swainson also refers has not been found. Wing 122 mm, close to Swainson's  $4\frac{3}{4}$  in.

*Psaris braziliensis* Swainson (Anim. in Menag., 1838:286) P8:241  
 = *Tityra cayana braziliensis* (Swainson). 27/Cot/31/a/1, 2.

Syntypes, ♂, Bahia, Brazil, ♀, Brazil.

Both also marked by Swainson with his name as above. For further comments, see Snow (in Peters *et al.* 15, 1979:241), who designates the male (no. 1) as the lectotype, with type locality restricted to Bahia. He suggests that no. 2 may be immature, and that it is to some degree transitional to nominate *cayana*.

*Psaris natterii* Swainson (Anim. in Menag., 1838:286) P8:244  
 = *Tityra inquisitor inquisitor* (Lichtenstein). 27/Cot/31/b/2.

Holotype, (♂ ad.).

Only marked by Swainson with his name as above. There is no indication that he had more than this one specimen, which has wing 116 mm. Examined by Hellmayr (1929:216). No specimen of *P. jardinii* Swainson (Zool. Ill. 2, 1831: pl. 35, with text) has been found.

*Psaris selbii* Swainson (Anim. in Menag., 1838:286) P8:244  
 = *Tityra inquisitor inquisitor* (Lichtenstein). 27/Cot/31/b/1.

Holotype (♂ ad.), south Brazil.

Also marked by Swainson with his name as above. There is no indication that he had more than this one specimen, which (compare with his *P. natterii*) has wing 104 mm only. Also examined by Hellmayr (*loc. cit.*).

[The single specimen of *Phibalura cristata* Swainson (Zool. Ill. 1(1), 1820–21: pl. 31, with text), illustrating a male of what is now known as *P. f. flavirostris* Vieillot, P8:283, cannot be found. The only Swainson specimen, 27/Cot/21/a/1, is marked by him with Vieillot's name, and sexed by him correctly as a female.]

*Chrysopteryx erythrorhynchus* Swainson (in Swainson and Richardson, Fauna Bor.-Amer. 2, 1832:101) P8:284

= *Tijuca atra* Férussac. 27/Cot/30/a/2, 3.

Syntypes, ♂, ♀, Brazil.

Both also marked by Swainson with his name as above, and "Oriole Chatterer".

*Procnias cucullata* Swainson (Zool. Ill. 1(1), 1820–21; pl. 37, with text) P8:284

= *Carpornis cucullatus* (Swainson). 27/Cot/2/a/1.

Holotype, (♂).

Only with a UMZC label printed "Swainson Collection". There is no indication from Swainson's text that he had more than the one specimen.

*Lathria cinerea* Swainson (Nat. Libr., Orn. 10, Flycatch., 1838:78, pl. 2) P8:294

= *Lipaugus vociferans* (Wied). 27/Cot/18/a/6–8.

Syntypes, (♂♂ ad.); no. 7, Brazil.

Nos 6 and 8 each only with a UMZC label printed "Swainson Collection". No. 7 is also marked by Swainson with his name as above and "Dema Le Vaill pl 44" "Dema" doubtless means Demerara River, in Guyana, although Swainson (*op. cit.*) writes that "it was sometimes shot by my hunters in different parts of Southern Brazil". But he does also refer to "Le Cotinga cendré, Le Vaill, *Ois. de l'Amériq.* pl. 44, p. 135", adding that Levaillant lived for some years in Surinam. Cf. Hellmayr (6, 1929:157), Swainson was apparently unaware of *Ampelis cinerea* Vieillot, 1817, or *Querula cinerea* Lafresnaye and d'Orbigny, 1837, and presumably applied the obviously apt "cinerea" independently. All three specimens have wing 124 mm, and from Haverschmidt (Birds Surinam, 1968:278) appear to be males, also to be adult.

[A male of *Rupicola peruviana sanguinolenta* Gould (1859), P8:307, 27/Cot/29/a/2, Jardine no. 2460, is marked by Jardine as *R. peruviana*, "vicinity Quito, 1852, Will. Jameson". It is probably the specimen listed by Jardine in 1855 as *R. peruviana*, as quoted by Hellmayr (6, 1929:244). There is no evidence that it was available to Gould, who does not specify what material he had. A specimen claimed to be the holotype is in the BMNH (Warren and Harrison, 1971:490). A female, 27/Cot/29/a/4, Jardine no. 2465, is marked as *R. sanguinolenta*, "western Andes, 1856, W. Jameson". It was almost certainly not available to Gould, since he describes only the male (body plumage "rich blood-red")].

*Oxyrhynchus cristatus* Swainson (Zool. Ill. 1(1), 1820–21; pl. 49, with text) P8:309

= *Oxyruncus cristatus cristatus* (Swainson). 27/Oxy/1/a/1.

Holotype, unsexed.

Only with a UMZC label printed "Swainson Collection", and an unmarked Swainson type of label. Agrees with the plate and description except that the crest is orange rather than crimson. It seems that the colour changes in museum specimens in the course of time. Thus in 18 *O. c. cristatus* in the BMNH, none collected later than 1904, the crest is likewise nearest orange. The Swainson specimen has wing 99, tail 70 mm. Another one, 27/Oxy/1/a/2, also without any original data, has no bright crest, and is evidently immature. Swainson makes no reference to such a specimen, and presumably he used only no. 1.

[Sharpe, 1875, described *Neodrepanis coruscans*, P8:330, from a single specimen collected by A. Crossley, evidently a male in partial eclipse dress, in the BMNH (Warren and Harrison, 1971:132). There are two further Crossley specimens in the UMZC, 27/Phi/1/a/1,2; respectively a wattled male in full breeding dress collected in September 1876 (Benson *et al.*, 1976–77:370), and a male in eclipse, merely dated 1875. Two more Crossley specimens are in the BMNH, received from G.E. Shelley in 1895, one in all respects like the first UMZC male, the other a female, undated.]

[A specimen of *Atrichornis r. rufescens* (Ramsay), P8:335, 27/Atr/1/b/1, the first of five listed by Benson (1972:63), bears a label marked “*Atrichia rufescens* Ramsay Cowlong Grass Richmond River one of the typical specimens E.P.R.” The handwriting is similar to that on the labels of the three specimens on plate 16, facing p. 293 in Chisholm (Emu 51, 1951), and is surely E.P. Ramsay’s. The label is also endorsed in A. Newton’s handwriting “Rec’d by A.N. 19.4.75”. The specimen bears another label indicating that it was presented to the UMZC by A. & E. Newton the same month. The only discrepancy from the particulars given by Benson (*loc. cit.*) is that there is no indication that the specimen was collected by Ramsay, although it is very probable that it was: see further below. As explained by Chisholm (*op. cit.*:102–103), *Atrichia rufescens* was first described by Ramsay (Grafton Examiner, June 1866, and Proc. Zool. Soc. Lond., 1866:438). The second description was not published until April 1867, i.e. 10 months later than the first one. I have not been able to read the Grafton Examiner description, but in the second one it is stated that two specimens were available. See also Ramsay (Proc. Zool. Soc. Lond., 1867(1866): 439–440), i.e. immediately following the second description, they were collected by J.F. Wilcox in 1865. Warren and Harrison (1971:473) state that the holotype is in the BMNH, but obviously it is one of two syntypes. It is apparent from Chisholm (*op. cit.*:103) that the second specimen was sent to an unnamed person in Paris, but extensive efforts by J.D. Macdonald (in Chisholm, *op. cit.*:291) to trace it were unsuccessful. Incidentally, Macdonald was of course incorrect in stating that the only specimens in Britain were three in the BMNH, since it is clear from Benson (*loc. cit.*) that there have long been five in the UMZC. It is also clear that the word “typical” on the UMZC specimen 27/Atr/1/b/1 is misleading, although “topotypical” would seem correct. According to Chisholm (*op. cit.*:106), Ramsay himself collected a number of specimens of *A. rufescens* at Cowlong Grass in 1866 (probably in October). The specimen received by Newton in 1875 was in all probability one of these. It cannot be claimed as the missing second syntype, sent by Ramsay to Paris. Finally, Chisholm (*op. cit.*:94) notes that Ramsay sent sterna of 53 species to Newton in August 1866, but not one of *A. rufescens* has been traced in the UMZC.]

*Mirafra javanica* Horsfield (Trans. Linn. Soc. 13, 1821:159)

P9:5

= *Mirafra javanica javanica* Horsfield. 27/Ala/13/p/3.

Syntype, unsexed, Java, Horsfield.

Bears a Swainson label marked by him “Horsfd Java”; thus assumed to have been collected by Horsfield, who passed it to Swainson. The holotype is claimed to be in the BMNH (Warren and Harrison, 1971:272, despite no indication by Horsfield as to what material he had. The UMZC specimen has been compared with the BMNH one and eight others

therein from Java. Measurements of the BMNH and UMZC syntypes are respectively: wing 69, 71; tail 46, 47; culmen (from skull) 15, 16.5 mm. The former is rather darker above and more buffy below, but the difference is within the range of colour variation in the 10 specimens as a whole.

*Mirafra africana* A. Smith (Rep. Exped. Centr. Afr., 1836:47) P9:12  
= *Mirafra africana africana* Smith. 27/Ala/13/a/2,3.

Syntypes, (♂), (♀), South Africa, Dr Smith; no. 2, Strickl. no. 1271b, Smith no. 137.

No. 2 is marked by Strickland with locality (!) and collector as above; no. 3 likewise by Selby. There are two other syntypes in the BMNH. No. 2 has wing 103, no. 3, 93 mm; hence sexing as above, from McLachlan and Liversidge (1978:330).

*Alauda naevia* Strickland (Contr. Orn., 1852:152) P9:22  
= *Mirafra sabota naevia* (Strickland). 27/Ala/13/w/1.

Holotype, (♂), Damaraland, 1852, C.J. Andersson; Strickl. no. 1274a.

Also marked by Strickland with his name as above; "The type" (Salvin, 1882:260). Examined by Macdonald (1957:98), who suggests the collecting locality was Otjimbingwe. Wing 88, tail 54, culmen (from skull) 18 mm; hence sexing, from Macdonald (*op. cit.*: 100).

*Alauda erythropygia* Strickland (Proc. Zool. Soc. Lond., 1850:219, pl. 24) P9:23  
= *Mirafra nigricans erythropygia* (Strickland). 27/Ala/13/q/1.

Holotype, ♀, Kordofan, 9 Jul 1848, J. Petherick; Strickl. no. 1265a.

Also marked by Strickland with his name as above; "The type" (Salvin, 1882:258)

[A specimen of the species *Certhilauda curvirostris*, P9:25, 27/Ala/5/c/7, is marked by Swainson with this same name, and "South Africa Dr S 284", doubtless indicating Dr Smith and Smith's collector's number. It is darker, more heavily streaked above, than in Smith (Ill. Zool. S. Afr., Aves, 1843: pl. 90, fig. 1, *C. africana*), and without the rufous tone in Smith (*ibid.*, fig. 2, *C. subcoronata*). In fact it was found to agree very well with three specimens in the BMNH from George, Cape Province. One of these (78.12.31.728) is endorsed, apparently by J.D. Macdonald, that it is very similar to the type of *C. c. brevirostris* Roberts, except that this latter is in very fresh dress. The UMZC specimen has wing 106, culmen (from skull) 29 mm, the three from George wing 100, 101, 104, culmen 27, 28 mm, (one broken). Peters (in Peters *et al.* 9, 1960:25) regards *brevirostris* as a synonym of *subcoronata*, although it is recognised by White (Revised check list Afr. broadbills etc., 1961:30) and by Clancey (1980:145). The only other Smith specimens of the species apparently still in existence are of *C. c. semitorquata* Smith, as per Warren and Harrison (1971:25). A specimen of the species, 27/Ala/5/c/8, merely bears a UMZC label printed "Swainson Collection", without any indication of its earlier source. In view of the somewhat reddish tone of the upper-parts, relatively heavily streaked (much more heavily than in *semitorquata*), it may belong with *C. c. subcoronata* Smith: wing 94, culmen (from skull) 25 mm. Swainson's genus *Certhilauda* was based on L'Alouette Sirli (Ois. d'Afr. 4, 1805: pl. 192). He adds (Zool. Journ. 3, 1827:344), "My specimen of this bird is deficient in some of its quill feathers". This does not apply to either of the two foregoing Swainson specimens of *C. curvirostris*, the type species of his genus.]

*Alauda erythrochlamys* Strickland (Contr. Orn., 1852:151) P9:26  
 = *Certhilauda albescens erythrochlamys* (Strickland). 27/Ala/5/a/1.

Holotype, (♂), Damaraland, 1852, C.J. Andersson; Strickl. no. 1266a.

Marked by A. Newton "Type of *A. erythrochlamys* Strickl. *fide* J.H. Gurney in litt. 5.12.73". See also Salvin (1882:258), and Roberts (1936a:264). Wing 92, tail 65, culmen (from skull) 20 mm; sexed from Lawson (Ostrich, 1961:74)

*Alauda lagepa* A. Smith (Ill. Zool. S. Afr., Aves, 1843: pl. 87, fig. 2, with text) P9:26  
 = *Certhilauda albescens guttata* (Lafresnaye). 27/Ala/5/a/2,3.

Syntypes, (♂), ♂, South Africa, Dr A. Smith.

No 2 is marked by Selby with locality (!) and collector as above; the same particulars for no. 3, Strickland no. 1263a. Cf. Salvin (1882:258), no. 3 bears an apparently original Smith label, his no. 368. Both agree with a syntype of *lagepa* in the BMNH, 1845.7.6.213 (Warren and Harrison, 1971:289), with a minor qualification that no. 3 has the upperparts slightly more strongly rufous. The other syntype mentioned by Warren and Harrison could not be found. The UMZC syntypes have wing respectively 94, 97 mm; thus both apparent males, cf. Lawson (Ostrich, 1961:72). Another Smith specimen, 27/Ala/5/a/4, ex Selby, agrees best with three specimens in the BMNH assigned to *C. a. saldanhae* (Roberts), agreeing particularly well with a specimen 1950.52.12, from Port Nolloth, Little Namaqualand. It is less rufous above than *guttata*, and altogether different from the two syntypes of *Alauda codea* Smith (cf. Warren and Harrison, 1971:123), pale grey above.

[A specimen of *Certhilauda albofasciata*, P9:29, 27/Ala/5/b/17, is marked by Selby "South Africa Dr Smith". Another Selby specimen, 27/Ala/5/b/8, bears no clue as to its source. Both bear UMZC printed labels marked "Certhilauda garrula Sm.". They have been compared with series of specimens in the BMNH of *C. a. albofasciata* Lafresnaye and *C. a. garrula* Smith, including three syntypes of the latter: They belong with the nominate form, being relatively pale below, the upperparts generally tawny rather than blackish.]

*Megalotis australis* A. Smith (Rep. Exped. Centr. Afr., 1836:49) P9:29  
 = *Eremopterix australis* (Smith). 27/Ala/8/a/1,2.

Syntypes, (♂ ♂), South Africa, Dr Smith.

No. 1 is marked by Swainson with locality (!) and collector as above; no. 2 by Selby likewise. Swainson has also marked no. 1 "Pyrrhulauda melanosoma Sw", a name which he used (Class. birds 2, 1837:294), with authority "Part 5. No. 108", evidently referring to himself again (Anim. in Menag., 1838:316), where form no. 108 is headed as *P. australis* Smith. The name *melanosoma* is considered to be a *nomen nudum*. For the location of other syntypes of *M. australis*, see Warren and Harrison (1971:49). Smith only describes the male, so that type status is not claimed for another Selby specimen ex Smith, in female plumage, 27/Ala/8/a/3.

*Megalotis verticalis* A. Smith (Rep. Exped. Centr. Afr., 1836:48) P9:30  
 = *Eremopterix verticalis verticalis* (Smith). 27/Ala/8/g/2.

Syntype, (♂), South Africa, 1827, Dr Smith.

Bears a UMZC label printed "Swainson Collection", but no data from Swainson himself. There is however another label providing the above data. The handwriting is Jardine's,

even although the label is not a typical Jardine one. It is also marked "wanted", notwithstanding which Swainson seems to have acquired it. For the location of other syntypes, see Warren and Harrison (1971:581). Another male, ex Selby, 27/Ala/8/g/1, is almost certainly also from Dr Smith, but is only marked "South Africa".

*Alauda ferruginea* A. Smith (Ill. Zool. S. Afr., Aves, 1839: pl. 29, with text) P9:38  
= *Ammomanes burrus* Bangs. 27/Ala/3/a/1.

Syntype, ♂, South Africa, Dr A. Smith.

The last three particulars above are from a label in the handwriting of Selby, who has also marked it "Brachonyx rufus Smith", a mere MS name about which Smith must have changed his mind. Roberts (1936a:264) only knew of two other specimens of the species, one in the BMNH (also a syntype of *ferruginea* Smith, listed by Warren and Harrison, 1971:175), and one in the Museum of Comparative Zoology, Harvard (evidently the holotype of *Alauda ferruginea* Lafresnaye, cf. Bangs, Bull. Mus. Comp. Zool. 70, 1930: 368). The UMZC specimen has been compared with the syntype in the BMNH (they resemble one another particularly closely in colour), and two other specimens therein (males from 30 miles east of Brandvlei and 8 miles east of Kleinkaras): cf. Macdonald (1957:105). It has wing 105, tail 77, culmen (from skull) 18 mm. From Macdonald's figures it was correctly sexed by Smith as a male.

*Alauda spleniata* Strickland (Contr. Orn., 1852:152) P9:47  
= *Calandrella cinerea spleniata* (Strickland). 27/Ala/4/c/4.

Holotype, (♀), Damaraland, 1852, C.J. Andersson; Strickl. no. 1256d.

Also marked by Strickland with his name as above. Regarded as "the type" by Salvin (1882:256), and see also Roberts (1936a:264). Wing 90 mm; sexed from Macdonald (1957: 109), who gives type locality as Walvis Bay.

*Certhilauda nivosa* Swainson (Birds West. Afr. 1, 1837:213) P9:58  
= *Galerida cristata senegallensis* (P.L.S. Müller). 27/Ala/9/a/12.

Holotype, (♂ imm.), Senegambia.

Also marked by Swainson with his name as above. Examined by Roberts (1936a:257). Wing 101, tail 59, culmen (from skull) 21 mm; sexed from Bannerman (4, 1936:40). There is no indication that Swainson had more than the one specimen.

*Hirundo thalassinus* Swainson (Phil. Mag., n.s., 1, 1827:366) P9:84  
= *Tachycineta thalassina thalassina* (Swainson). 27/Hir/20/f/7,8.

Syntypes, (♂♂).

Both only with a UMZC label printed "Swainson Collection" and a blank Swainson type of label. They measure respectively: wing 118, 120; tail (outermost rectrix) 46 + (worn), 49; culmen (exposed) 6, 5.5 mm. Cf. Ridgway (3, 1904:93), these figures are somewhat intermediate between those for nominate *thalassina* and *lepida* Mearns. However, both (especially no. 8) have the upper tail coverts green rather than blue, violet or purple. Both are marked by A.J. van Rossem "Cotype of *Hirundo thalassinus* Sw".

[A Swainson specimen of *Neochelidon tibialis tibialis* (Cassin), P9:91, 27/Hir/9/a/1, is referred to by Hellmayr (8, 1935:50), and must be one of the earliest specimens collected of this species. It is merely marked by Swainson "Hirundo Brazil"; wing 93; tail (outermost rectrix) 50, (innermost) 35; culmen (exposed) 6 mm.]

*Hirundo rupicola* Hodgson. Appendix 1. P9:101

*Hirundo albigularis* Strickland (Contr. Orn., 1849:17, pl. 15) P9:110  
= *Hirundo albigularis* Strickland. 27/Hir/7/b/1,2.

Syntypes, unsexed, South Africa, 1838, N.C. Strickland, 1849, Dewgard; Strickl. nos 715a, 715b.

Both also marked by Strickland with his name as above; "The types" (Salvin, 1882:150). The type locality is often restricted to the Cape Peninsula, although as discussed by Irwin and Benson (Arnoldia, Rhod. 3 (4), 1967:23) there is no indication of a precise locality. No. 1, wing 130; tail (outermost rectrix) 65, (innermost) 39 mm; no. 2 respectively 128, 80, 48 mm.

*Hirundo leucosoma* Swainson (Birds West. Afr. 2, 1837:74) P9:112  
= *Hirundo leucosoma* Swainson. 27/Hir/7/f/1.

Holotype, unsexed, Senegal.

Also marked by Swainson with his name as above. The type locality was restricted to Senegal by Brooke (Durban Mus. Novit. 10(9), 1974:136). There is a second specimen in the UMZC, from Nianimaru, Rivèr Gambia, 26 Feb 1899, misidentified in Budgett (Ibis, 1901:492) as *H. lucida*. The Swainson specimen has wing 99; tail (outermost rectrix, one broken) 51, (innermost) 31 mm; the Nianimaru one respectively 100, 44, 35 mm. There is no indication that Swainson had more than the one specimen.

*Hirundo poeciloma* Gosse (Birds Jamaica, 1847:64) P9:122  
= *Petrochelidon fulva fulva* (Vieillot). 27/Hir/11/e/6.

Syntype, unsexed, Jamaica, 1848, P.H. Gosse; Strickl. no. 723a.

"Doubtless a typical specimen" (Salvin, 1882:151). There is another syntype in the BMNH.

*Motacilla calcarata* Hodgson. Appendix 1. P9:135

[*Motacilla alboides* Hodgson. Appendix 1. P9:140]

*Macronyx flavigaster* Swainson (Birds West. Afr. 1, 1837:215) P9:143  
= *Macronyx croceus* (Vieillot). 27/Mot/3/d/2.

Holotype, unsexed, Senegambia.

Also marked by Swainson with his name as above. Wing 99, tail 72, culmen (from skull) 21, tarsus 38, hind claw 24 mm. *M. croceus* is often regarded as monotypic although Clancy, (Bull. Brit. Orn. Cl., 1962: 5-9) for example, recognises three subspecies. There is no indication that Swainson had more than the one specimen.



*Agrodroma bistriata* Swainson (Anim. in Menag., 1838:316) P9:149  
 = *Anthus novaeseelandiae bistriatus* (Swainson). 27/Mot/1/x/8.

Holotype, (♀), van Diemen's Land (= Tasmania), G. Humphrey.

Also marked by Swainson with his name as above. Compared with nine specimens in the BMNH, with locality as above or Tasmania. It has wing 85, tail 62, culmen (from skull) 18, tarsus 26, hind claw 11, as against: wing 82–92, tail 59–70, culmen 16–18.5, tarsus 25–27, hind claw 10–13mm. These figures fall almost entirely within the range of Australian subspecies as per Hall (Bull. Brit. Mus., Nat. Hist., 7(5), 1961:275). From its wing length the Swainson specimen is sexed as above. There is a slight variation in colour, the Swainson specimen and three others being somewhat more tawny above than the remainder from Tasmania. This apart, compared with 16 specimens in the BMNH from New South Wales (*A. n. australis* Vieillot), the Tasmanian ones average more tawny both above and below. Ridpath and Moreau (Ibis, 1966:366, 375) mention the Tasmanian population, but like Hall (*op. cit.*) do not discuss its characters taxonomically. There is no specimen of *Agrodroma australis* Swainson (*loc. cit.*) in the UMZC, and it may have been lost. He may have redescribed *A. n. australis* Vieillot. It is assumed that he had only the one specimen of each form.

[Two specimens of *Anthus v. vaalensis* Shelley, P9:151, (Birds Afr. 2, 1900:311), 27/Mot/1/hh/1, 2, were collected by H.W. Feilden at Newcastle, Natal, 12 May 1881: ♂, wing 111, ♀, wing 102 mm. Shelley refers to two "Types": ♂, Newcastle, 26 Jun 1881 (Butler), ♀, Ingagani River, 27 Jun 1881 (Reid), and mentions other specimens. However, technically these seem to be the only two syntypes, even though Warren and Harrison (1971:576), without mentioning the two specimens in the UMZC, refer to "several other syntypes" in the BMNH, apart from the "author's selected male" and "selected female". The UMZC specimens would have been seen by Shelley in 1882. They are marked in his handwriting "Anthus pyrrhonotus (Vieill.)"; see also Butler, Feilden and Reid (Zoologist 3(6), 1882: 166, 336).]

*Anthus butleri* Shelley (Proc. Zool. Soc. Lond., 1882:336) P9:167  
 = *Anthus chloris* Lichtenstein. 27/Mot/1/i/1.

Syntype, unsexed (imm.), Newcastle, Natal, 6 Jun 1881, H.W. Feilden.

Mentioned as one of four specimens in winter plumage, with underparts buffy, but now believed to be juvenile (Clancey, Birds Natal and Zululand, 1964:400). Wing 86 mm, sex therefore indeterminate (Clancey, *op. cit.*). See also Butler, Feilden and Reid (Zoologist 3(6), 1882:336). The three Jul specimens, though not the Nov one, are in the BMNH, but Shelley's name is not mentioned by Warren and Harrison (1971).

*Ceblephyrus* (sic) *javensis* Horsfield (Trans. Linn. Soc. Lond. 13, 1821:145) P9:171  
 = *Coracina novaehollandiae javensis* (Horsfield). 27/Cam/4/bb/21.

Syntype, unsexed, Java, Horsfield; ex Swainson. Bears a Swainson type of label, marked by him as above. Compared with six specimens from Java in the BMNH, including another syntype (Warren and Harrison, 1971:273). The UMZC specimen has wing 156, tail 106, culmen (from skull) 32; as against respectively 151–159, 100–114, 29.5–32.5 mm. Two of the BMNH specimens (not the syntype) appear to be immature, having the abdomen barred grey, the remiges more broadly and conspicuously margined with white.

*Ceblepyris lineatus* Swainson (Zool. Journ. 1, 1825:466)  
= *Coracina lineata lineata* (Swainson). 27/Cam/4/s/2.

P9:179

Syntype, unsexed.

Only with a UMZC label printed "Swainson Collection" and an unmarked Swainson type of label. Except for an artefact tail (length 60 mm only; upper and lower coverts thereto plain white), obviously a replacement subsequent to Swainson's description, it agrees with specimens in the BMNH assigned to *C. l. lineata*, likewise with two in the UMZC from Bellenden Ker, north Queensland. Swainson had at least two specimens available, belonging to a Mr Brogden.

*Graucalus pectoralis* Jardine and Selby (Ill. Orn. 4, 1828: pl. 57, with text)  
= *Coracina pectoralis* (Jardine and Selby). 27/Cam/4/ff/4.

P9:183

Syntype, (♀).

Warren and Harrison (1971:423) state that the holotype (sic), a male, is in the BMNH. The bird illustrated is a male, but from their text Jardine and Selby clearly also had a female, correctly mentioning the paler throat and breast. The above cited specimen lacks the usual UMZC printed label "Deposited by the Trustees of P.J. Selby", but does bear a label in Selby's handwriting marked "Ceblyperis Cana", a name due to Gmelin (Syst. Nat. 1, 1789:940), and synonymous with *Coracina c. cinerea* (P.L.S. Müller); *fide* Sharpe (Cat. birds Brit. Mus. 4, 1879:28). Despite Selby's erroneous inscription, it is reasonable to presume that the specimen was available when Jardine and Selby were drafting their text.

[*Graucalus cucullatus* Milne-Edwards and Oustalet,

Appendix 2. P9:184]

[Hartlaub (Journ. Ornith., 1865:160), in describing *Oxynotus typicus*, now *Coracina typica* (Hartlaub), P9:184, indicates that he had material in the Bremen Museum, collected by E. Newton, but gives no further detail. Although apparently not used by Hartlaub, and therefore not syntypes, there is the following Newton material in the UMZC: 27/Cam/4/oo/2-4,6, ♂, 2♀, unsexed imm., Vacoa, Mauritius, collected between 8 Apr 1860 and 2 Jan 1862. There is another Newton specimen in the BMNH: 62.2.26.2, ♂, Curepipe, Mauritius, Nov 1860. There is also a Swainson specimen of *C. typica* in the UMZC, 27/Cam/4/oo/11, marked by him "Ceblypyris Madagascar", an apparent adult male (grey above, white below). Sharpe (Cat. birds Brit. Mus. 4, 1879:101) uses the name *Lalage rufiventer*, derived from *Oxynotus rufiventer* Swainson (in Swainson and Richardson, Fauna Bor.-Amer. 2, 1832:483), with Hartlaub's name as a synonym. Swainson gives as type species "Lanius rufiventer Mus. Paris". The name does suggest that the species was *C. typica*, the female of which is rufous below, not *newtoni*, female whitish below barred dusky. However, apart from the name, there is no indication, only the characters of the genus being given. Swainson might even have used a female of *C. schisticeps* (Gray), also rufous below. Thus the statement by Sclater (Syst. Av. Ethiop., 1930:593) that *rufiventer* is a *nomen nudum* is accepted. Furthermore, Berlioz (Oiseaux de la Réunion, 1946:59), who worked in the MNHN, refers only to *C. typicus* (Hartlaub). If there were a Swainson specimen in Paris which might support use of his name *rufiventer*, doubtless Berlioz would have been aware of it.]

*Oxynotus newtoni* Pollen (Ibis, 1866:278). P9:184  
 = *Coracina newtoni* (Pollen). 27/Cam/4/aa/1,2.

Syntypes, ♂, ♀, Réunion, 24/25 May 1865, F.P.L. Pollen and D.C. van Dam.  
 There are two more syntypes, one male, one female, in the BMNH (Benson, 1971a:63);  
 likewise three males and four females in the RNHL (G.F. Mees, in Benson, *loc. cit.*).

*Volvocivora melaschistos* Hodgson. Appendix 1. P9:193

*Lalage sykesi* Strickland (Ann. Mag. Nat. Hist. 13, 1844:36) P9:195  
 = *Coracina melanoptera sykesi* (Strickland). 27/Cam/4/w/1.

Syntype, (♂), Strickl. no. 586a.

Marked by Strickland with his name as above. No. 586b (cf. Salvin, 1882:121) cannot be regarded as a syntype. It is an apparent female, and Strickland describes the male only. Cf. Warren and Harrison (1971:548), there are two other syntypes in the BMNH, but not two in the UMZC as they state. The second would be Strickland no. 586b.

[Two Swainson specimens of *Lalage n. nigra* Forster, P9:197, 27/Cam/6/g/3,4, are marked by him "Horsf. Java". Warren and Harrison (1971:534) list a female syntype of the synonymous *Ceblephyris* (sic) *striga* Horsfield (Trans. Linn. Soc. Lond. 13, 1821:145), but neither of the UMZC specimens can be claimed as having type status. No. 3 is an adult male, crown and mantle black, no. 4 a juvenile, crown and mantle brown (cf. Sharpe, Cat. birds Brit. Mus. 4, 1879:95–96). Horsfield's description is of the adult female only, crown and mantle grey. No. 3 is also marked by Swainson "Erucivora orientalis", and was presumably used by him (in Swainson and Richardson, Fauna Bor.-Amer. 2, 1832:483) in erecting a subgenus of this name, "Type.—*Turdus orientalis*, Auct. . . ." He gives only the subgeneric characters. The specific name had been used by various earlier authors, as quoted by Sharpe (*op. cit.*).]

*Ceblepyris tricolor* Swainson (Zool. Journ. 1, 1825:467) P9:198  
 = *Lalage sueurii tricolor* (Swainson). 27/Cam/6/i/3.

Holotype, (♂).

Only with a UMZC label printed "Swainson Collection", and a blank Swainson type of label. He seems to have had only the one specimen available, "In the collection of Mr. Brogden", from whom he presumably subsequently acquired it; wing 104, tail 80 mm.

*Pericrocotus modestus* Strickland (Proc. Zool. Soc. Lond., 1846:102) P9:208  
 = *Pericrocotus divaricatus divaricatus* (Raffles). 27/Cam/7/c/1.

Holotype, (♀), Malacca, 1839, Havell; Strickl. no. 597a.

Also marked by Strickland with the two names as quoted by Salvin (1882:124), who also refers to it as "The type" of *modestus*.

*Hemipus picaecolor* Hodgson. Appendix 1. P9:218

*Tenthaca pelvica* Hodgson. Appendix 1. P9:219

- Tephrodornis superciliosus* Swainson (Anim. in Menag., 1838:283) P9:220  
 = *Tephrodornis pondicerianus pondicerianus* (Gmelin). 27/Cam/9/b/4.  
 Holotype, unsexed, Java (!).  
 Also marked by Swainson with his name as above. Sharpe (Cat. birds Brit. Mus. 3, 1877: 275) lists Jerdon (Madras Journ. Sci. 10: 237) and Blyth (Journ. Asiatic. Soc. Bengal 11: 799) in precedence to Swainson (*op. cit.*) as using this name. Nevertheless, the Jerdon reference is dated 1839, Blyth 1842, and both refer back to Swainson's introduction of it. The locality "Java" is obviously in error, but tallies with Swainson (*op. cit.*), from which there is also no indication of more than the one specimen having been used. However, there is another Swainson specimen, 27/Cam/9/b/3, marked likewise with his name, but locality "Sumatra". Both have been compared with a large series of specimens in the BMNH, and agree best with the Indian *T. p. pondicerianus*; no. 3, wing 84, tail 71, no. 4, wing 87, tail 66 mm.
- Pycnonotus crocorrhous* Strickland (Ann. Mag. Nat. Hist. 13, 1844:412) P9:238  
 = *Pycnonotus aurigaster aurigaster* (Vieillot). 27/Pyc/11/c/1.  
 Holotype, unsexed, Malacca, 1838; Strickl. no. 501a.  
 "The type" (Salvin, 1882:102). Wing 93, tail 84, culmen (from skull) 21 mm.
- Brachypus eutilotus* Jardine and Selby (Ill. Orn. 1, n.s., 1836: pl. 3, with text) P9:243  
 = *Pycnonotus eutilotus* (Jardine and Selby). 27/Pyc/11/m/3.  
 Holotype, unsexed, Singapore, 1836, George Armstrong; Jardine no. 4337.  
 Marked by Jardine "Brachypus eutilotus (sic) Jard. & Selby". The authors write of "our specimen" (singular), and were indebted to "Mr Armstrong, India Buildings, Liverpool" for it. In Anon. (1886) there is an entry of four specimens, "Java. Henry Blyth", nos 4337–4340, but only 4337 is in the UMZC. This entry cannot be altogether correct, since Blyth's name is neither mentioned in Jardine and Selby's text nor on the label of the specimen. It has wing 95, tail 85, culmen (from skull) 20 mm.
- Pycnonotus finlaysoni* Strickland (Ann. Mag. Nat. Hist. 13, 1844:411) P9:245  
 = *Pycnonotus finlaysoni finlaysoni* Strickland. 27/Pyc/11/n/1.  
 Holotype, unsexed; Strickl. no. 505a.  
 Marked by Strickland "Brachypus finlaysoni Horsf. MS"; considered to be the type by Salvin (1882:103). Wing 80, tail 76, culmen (from skull) 18.5 mm.
- Brachypus xantholaemus* Jerdon (Madras Journ. Lit. Sci. 13, 1845:122) P9:245  
 = *Pycnonotus xantholaemus* (Jerdon). 27/Pyc/11/rr/1.  
 Syntype, (♂), Madras, T.C. Jerdon, 1845; Strickl. no. 504a.  
 "Doubtless one of Jerdon's typical specimens" (Salvin, 1882: 103). There is another syntype in the BMNH. Wing 90, tail 83, culmen (from skull) 19 mm; hence sexing, from Ali and Ripley (6, 1971:95).
- Turdus analis* Horsfield (Trans. Linn. Soc. 13, 1821:147) P9:246  
 = *Pycnonotus goiavier analis* (Horsfield). 27/Pyc/11/p/2.  
 Syntype, (♂), Java, Horsfield; ex Swainson.  
 Bears a Swainson type of label, marked by him as above. Compared with 13 specimens from Java in the BMNH, including three other syntypes. Only two specimens, collected

by A.R. Wallace in east Java in 1861, are sexed; male, wing 93, female, wing 86 mm. The range of the series is 83–93 mm. From its wing-length, the UMZC specimen is an apparent male: wing 92, tail 85, culmen (from skull) 22 mm.

*Pycnonotus flavirictus* Strickland (Ann. Mag. Nat. Hist. **13**, 1844:413) P9:247  
= *Pycnonotus luteolus luteolus* (Lesson). 27/Pyc/11/x/4.

Holotype, unsexed, Madras, 1836, ex Stuchbury; Jardine no. 4327.

Salvin (1882:103) correctly points out that neither of Strickland's specimens 502a, 502b could be his type. They were received in 1847 and 1850, subsequent to his description. It is clear from his comments that Strickland had only the one specimen. Evidently he later gave it to his father-in-law, Sir William Jardine. It bears a Strickland type of label marked by him "Trichophorus flavirictus". Stuchbury was a dealer (Salvin, 1882: xiii). The specimen has wing 87, tail 81, culmen (from skull) 19 mm.

[The specimen without any locality listed by Salvin (1882:100) as a "typical one" of *Andropadus latirostris* Strickland (Proc. Zool. Soc. Lond., 1844:100), now *Pycnonotus l. latirostris* (Strickland), P9:255, is in fact a *P. virens erythropterus* (Hartlaub), P9:252, 27/Pyc/11/qq/1, Strickl. no. 489a. Strickland thought that young *latirostris* lacked the yellow moustachial streaks, an opinion shared by Bannerman (4, 1936:193), and not disputed. However, although the UMZC specimen shows no sign of these yellow streaks, it appears to be an adult of *virens* (no form of which was recognised until 1858), in which the bill is slightly less stout than in *latirostris*. Warren and Harrison (1971:291) list an adult female syntype and an immature syntype of *latirostris* in the BMNH. There are four specimens therein marked as from Fernando Po, lacking the yellow moustachial streaks, and which were apparently available to Strickland: 1847.1.18.16,17; 1851.11.27.11; 1881.2.18.28. From the shape of the bill, all appear to be *A. v. virens* (Cassin), except perhaps 1847.1.18.17, an immature *A. l. latirostris*.]

*Trichophorus brachypodoides* Jardine and Selby (Ill. Orn. **9**, 1833: pl. 128, with text)  
= *Pycnonotus importunus importunus* (Vieillot). 27/Pyc/11/s/2. P9:255

Holotype, unsexed, S. Africa, Dr Smith; Jardine no. 4418.

Marked by Jardine "Type for figure on Illust. pl. 128", with name as above. Wing 93, tail 91, culmen (from skull) 19 mm. Apart from Jardine and Selby's name, Sharpe (Cat. birds Brit. Mus. **6**, 1881:108) also includes in the synonymy of *Andropadus importunus*, *A. familiaris* Swainson (Class. birds **2**, 1837:21) and *A. vociferans* Swainson (*ibid.*: 228), based on L'Importun Levaillant (Ois. d'Afr. **3**, 1802: pl. 106, fig. 2). Swainson does not explain why he uses two different names. There is a specimen with a UMZC label printed "Swainson Collection" and a blank Swainson type of label, 27/Pyc/11/s/3. It might have been used in support of one or other (or both) these names, but there is no real justification for regarding it as having any type status.

*Haematornis flavicollis* Swainson (Birds West. Afr. **1**, 1837:259) P9:261  
= *Chlorocichla flavicollis flavicollis* (Swainson). 27/Pyc/4/b/1.

Holotype, (♂), Senegal.

Also marked by Swainson "Brachypus flavicollis . . . (S(ub). G(enus). Haematornis)". He does not indicate what material he had, but it is assumed that he had only this one

specimen. Wing 121; tail 117; culmen (exposed) 19, (from skull) 27 mm; hence sexing, from Bannerman (4, 1936:160).

*Phyllastrephus scandens* Swainson (Birds West. Afr. 1, 1837:270, pl. 30) P9:264  
= *Phyllastrephus scandens scandens* Swainson. 27/Pyc/10/p/1,2.

Syntypes, (♂ ♂), Senegal (no. 1 only).

No. 1 also marked by Swainson with his name as above; no. 2 with a UMZC label printed "Swainson Collection" but only a blank Swainson type of label. Measurements respectively: wing 114, 114; tail 106, 108; culmen (from skull) 25, 23 mm; hence sexing, from Bannerman (4, 1936:156).

*Phyllastrephus terrestris* Swainson (Birds West. Afr. 1, 1837:270) P9:265  
= *Phyllastrephus terrestris terrestris* Swainson. 27/Pyc/10/a/1.

Syntype, (♂), Cape of Good Hope (Anteniquoi = Knysna).

Also marked by Swainson with his name as above. The reverse of the same label is inscribed "Le Jaboteur. LeVaill. Ois. d'Afr. ii (error for iii), pl. 112, fig. 1". Swainson gives no description of the plumage of his own, and his name is based mainly on Levaillant's description and plate of Le Jaboteur, dated 1802. Nevertheless the above specimen must have been available to him, since he describes in some detail the difference in the feet from those of *P. scandens* P9:264 above. Hence the specimen on which Levaillant's plate is based and the present one may be regarded as syntypes. The former is probably lost, although see Grant (1957:95). *Phyllastrephus terrestris* antedates by four months the similarly based *P. capensis* Swainson (Class. birds 2, 1837:229), cf. Richmond (Auk, 1900:179). The specimen has wing 95, tail 95, culmen (from skull) 22 + (tip broken) mm; hence sexing, from McLachlan and Liversidge (1978:385), from who the bracketed type locality as above is also taken. It was probably collected by Andrew Smith, and has his "makeup".

[Sharpe (Proc. Zool. Soc. Lond., 1881:197), in describing *Oxylabes cinereiceps*, now *Phyllastrephus cinereiceps* (Sharpe), P9:272, gives type-locality as Fianarantsoa, collector Rev. D. Cowan, without any details of the material used. The same author (Cat. birds Brit. Mus. 7, 1883:573) lists Cowan material from two localities—Fianarantsoa, Betsileo (three specimens, one "Type of species", all undated) and Ankafana forest (four specimens, Mar 1881). He gives one more in the name of Shaw, from Betsileo (also undated). Betsileo is a tribal area in south-eastern Madagascar, in which Fianarantsoa and Ankafana are situated. Warren and Harrison (1971:117) list Sharpe's "Type of species" as a syntype. There are two more early specimens in the UMZC, also collected by Cowan: 27/Pyc/10/d/1, 2. 2♀♀, Ankafana, 12, 16 Mar 1881, wings 69, 70 mm (see figures in Colston, Ibis, 1972:90). However, none of the six Ankafana specimens could have been used by Sharpe, since (*op. cit.*, 1881:195) his MS was received for publication 6 Jan 1881. Ankafana (= Ankafina or Tsarafidy) is 35 km north-north-east of Fianarantsoa, at 21°09'S, 47°10'E (Benson *et al.*, 1976–77:107).]

*Dasycephala syndactyla* Swainson (Birds West. Afr. 1, 1837:261) P9:273  
= *Bleda syndactyla syndactyla* (Swainson). 27/Pyc/2/c/1.

Holotype, (♂), Sierra Leone.

Also marked by Swainson with his name as above. He saw but the one specimen, apparently purchased at Bullock's sale in 1819 ("many years ago"). See Sharpe (1906:

209), Prof. A. Newton's copy of the sale catalogue, annotated with the names of the purchasers, is still available in the departmental library (Newton Library). This shows that Swainson made many purchases, including (p. 124, item 94) 15 bird skins from Sierra Leone. The above specimen may well have been among them. It has wing 112, tail 94, culmen (from skull) 28 mm; hence sexing, from Bannerman (4, 1936:148).

*Trichophorus strigilatus* Swainson (Birds West. Afr. 1, 1837:267) P9:275  
= *Criniger barbatus barbatus* (Temminck). 27/Pyc/5/a/1.

Holotype, (♂).

Only with a UMZC label printed "Swainson Collection". Swainson does not give any indication of the material available, but it is assumed that he had only this one specimen. He merely re-described *Trichophorus barbatus* under a substitute name because he considered Temminck's name inappropriate. Wing 110, tail 95, culmen (from skull) 21 mm; hence sexing, from Bannerman (4, 1936: 141).

*Tricophorus gularis* Swainson (Birds West. Afr. 1, 1837:266) P9:276  
= *Criniger calurus verreauxi* Sharpe. 27/Pyc/5/c/1,2.

Syntypes, (♂), (♀), Sierra Leone (no. 1 only).

No. 1 is also marked with Swainson's name as above; no. 2 bears only a UMZC label printed "Swainson Collection". Sexed from measurements in Bannerman (4, 1936:145), respectively: wing 94, 91; tail 81, 80; culmen (from skull) 21.5, 20 mm. Both specimens are somewhat discoloured, but not so badly as an apparent third syntype in the BMNH, marked by Swainson with his same name and "Sierra Leone", and listed by Warren and Harrison (1971:547) as the holotype of *Criniger swainsoni* Neumann. Bannerman (*cit. supra*) was surely correct in assigning the BMNH specimen to *C. c. verreauxi*. My measurements differ somewhat from his, *viz.* wing 95, tail 82, culmen (from skull) 23 mm, and indicate it as a male. It is clear that this specimen is a double name-bearer, *viz.* *Tricophorus gularis* Swainson and *Criniger swainsoni* Neumann. Like the holotype of *Dasycephala syndactyla*, above P9:273, the two specimens marked "Sierra Leone" were probably purchased by Swainson at Bullock's sale in 1819.

*Tricophorus olivaceus* (sic) Swainson (Birds West. Afr. 1, 1837:264) P9:276  
= *Criniger olivaceus* (Swainson). 27/Pyc/5/h/1.

Holotype, (♂), Sierra Leone.

Marked by Swainson "Tricophorus olivaceus" (not *olivaceous* as above). He does not give any indication of the material available, but it is assumed that he had only this one specimen. Wing 92, tail 77, culmen (from skull) 19 mm; hence sexing, Bannerman (4, 1936: 147) giving wing 81, tail 72 mm for a female. As for two of the specimens of the preceding species, probably purchased at Bullock's sale in 1819.

*Hypsipetes philippensis* Strickland (Ann. Mag. Nat. Hist. 13, 1844:413) P9:286  
= *Hypsipetes philippinus philippinus* (J.R. Forster). 27/Pyc/6/o/1.

Holotype, unsexed, Manila, Philippine Islands, 14 Jun 1839, H. Cuming; Strickl. no. 477a. Also marked by Strickland with his name as above. Salvin (1882:97) comments "the type", and that at the time of his description Strickland was unaware that the identical specific name had been used previously by Gmelin in 1788 and Kittlitz in 1832. Wing 94, tail 84 mm.

*Criniger? ictericus* Strickland (Ann. Mag. Nat Hist. **13**, 1844:411) P9:289  
 = *Hypsipetes indicus ictericus* (Strickland). 27/Pyc/6/i/1.

Holotype, (♀); Strickl. no. 483a.

Marked by Strickland with his name *ictericus*. Obtained in 1839 from Gardner, a London dealer, and "The type" (Salvin, 1882: xi, 99). Wing 89, tail 78, culmen (from skull) 19 mm; hence sexing, from Ali and Ripley (6, 1971:104).

*Hypsipetes crassirostris* E. Newton (Proc. Zool. Soc. Lond., 1867:344; also Ibis, 1867:344)  
 = *Hypsipetes crassirostris* Newton. 27/Pyc/6/e/1-3. P9:295

Syntypes, ♂, ♀, unsexed imm., Mahé Island, Seychelles Archipelago, 28 Jan 1867, E. Newton.

Newton had only these three specimens. Measurements respectively: wing 137, 129, 129; tail 108, 102, 106; culmen (from skull) 32.5, 31, 29 mm. See further in Benson (1970-71: 5), who also indicates that a trinomial should be used, in view of *H. c. moheliensis* Benson, of Moheli, Comoro Islands.

[*Hypsipetes parvirostris* Milne-Edwards and Oustalet. Appendix 2. P9:296]

*Tylas eduardi* Hartlaub (Proc. Zool. Soc. Lond., 1862:300) P9:300  
 = *Tylas eduardi eduardi* Hartlaub. 27/Pyc/15/a/1.

Holotype, ♂, between Amalasoatra and Ambinhadi, 27 Oct 1861, S. Roch.

Hartlaub indicates merely that the specimen emanated from Madagascar, and named it "after its discoverer, Mr Edward Newton". It is evident from Roch and Newton (Ibis, 1862:273) that only this one was collected, and it is marked "Typus" Roch and Newton interpret the locality as Alanamasaoatra, and (*ibid.*:266) indicate it as a belt of forest some 32 miles wide, to the east of the 12-mile wide plain of Mooramanga (=Moramanga), traversed during their return journey Tamatave/Antananarivo (=Tananarive). Sheet 8 (Carte de Madagascar, 1:500,000, Type 1963. Inst. Geograph. Nat., Tananarive, 1964) shows Analamazaotra (sic, presumably another variation of Amalasoatra and Alanamasaoatra) as in the middle of a belt of humid forest, with the present day town of Moromanga (on the Tamatave/Tananarive railway) on the western edge. Analamazaotra is shown as less than two miles south of Périnet (also on the railway), co-ordinates for which are given by Benson *et al.* (1976-77:105) as 18°55'S, 48°23'E. So Analamazaotra may be taken as at 18°57'S, 48°23'E (18°56'S, 48°25'E in Gazetteer no. 2, U.S. Board on Geograph. Names, Wash., D.C., 1955), and for practical purposes as the type locality. Ambinhadi, also on the label of the specimen, has not been traced.

*Chloropsis sonnerati* Jardine and Selby (Ill. Orn. **1**, 1827: synopsis, species 3, preceding text to pl. 5; *ibid.* **6**, 1830: pl. 100, with text, and species 4 in synopsis) P9:303

= *Chloropsis sonnerati sonnerati* Jardine and Selby. 27/Chl/2/g/12.

Holotype, ♂, Java, 1825, Armstrong; Jardine no. 4745.

Also marked by Jardine with his and Selby's name as above, and "Authority for pl. C [=100] Ornith. Illust.". *Fide* Sharpe (Cat. birds Brit. Mus. **6**, 1881:16,23), the male of *C. s. sonnerati* (as *C. viridis* (Horsfield)) has a conspicuous turquoise shoulder-spot (as in the present specimen) rather than malachite-green as in *C. s. zosterops* Vigors. In their first



publication Jardine and Selby describe the male only, without indication of the material available, although it is assumed that they had only the one specimen. In their second publication they also describe very briefly the female, but merely by reference to *Phyllornis muellerii* Temminck. However, there is a specimen 27/Chl/2/g/21, a female marked "Chloropsis sonnerati Java or Sumatra Armstrong", Jardine no. 4746. It has conspicuous yellow on the throat, as is usual in the female of *C. s. zosterops*, represented by many specimens in the BMNH, and four more in the UMZC from Borneo. On the other hand, (*contra* Sharpe, *op. cit.*), see further under *C. gampsorhynchus* below, yellow is poorly developed or lacking in the female of nominate *sonnerati*. So it would seem that this second Jardine specimen came from Sumatra, not Java.

*Chloropsis gampsorhynchus* Jardine and Selby (Ill. Orn. 1, 1827: pl. 7, with text, also synopsis, species 4, preceding text to pl. 5) P9:303

= *Chloropsis sonnerati sonnerati* Jardine and Selby. 27/Chl/2/g/22.

Syntype, (♀ ad.); Jardine no. 4750.

Marked by Jardine "Chloropsis sonnerati young ♂ loc. uncertain"; and on back of same label "Authority along with Mr. Vigor's skin for pl. vii Orn. Illust. *C. gampsorhynchus*". Evidently there were two specimens, the second of which was on loan from the Zoological Society of London, per Vigors: see further in Jardine and Selby (2, 1830: text to pl. 100), in which in a synopsis (species 5) there is mention of a specimen of *C. gampsorhynchus* in "Museis Societatis Zoologicae et Gulielmi Jardine". The former may have been lost. It might have been expected to be in the BMNH, cf. Sharpe (1906:514), but has not been found. The latter, from its wing-length, 93 mm, is surely a female, and apparently adult. It completely lacks yellow on the throat, which it seems is never more than poorly developed in *C. s. sonnerati*, in contrast to *zosterops*, in which it is relatively conspicuous. Altogether in the BMNH and UMZC there are 10 ♂♂ of the former, wing 98–104 (100.3), as against 93, 93, 95, 98 mm in 4 ♀♀ (excluding the *gampsorhynchus* syntype).

*Phyllornis jerdoni* Blyth (Journ. Asiat. Soc. Bengal 13, 1844:392) P9:305

= *Chloropsis cochinchinensis jerdoni* (Blyth). 27/Chl/2/b/2.

Syntype, (♀), continental India; Jardine no. 4741.

Also marked by Jardine "Chloropsis jerdoni Blyth Authority for Blyth's spec". Blyth's description is based mainly on the male, although females and young are also mentioned; hence the claim for this specimen as a syntype (note that many Blyth specimens figure in Anon., 1886). It has wing 88, tail 77, culmen (from skull) 22 mm. The whereabouts of any other syntypes are unknown, but might still exist in the Indian Museum, Calcutta (Sharpe, 1906:312).

*Chloropsis malabaricus* Jardine and Selby (Ill. Orn. 1, 1827: pl. 5, with text, also synopsis, species 2, immediately preceding) P9:305

= *Chloropsis aurifrons aurifrons* (Temminck). 27/Chl/2/a/7.

Holotype, ♂, continental India, 1823 or 1824; Jardine no. 4735.

Marked by Jardine "Authority for fig. in Illust. Ornith. Purch. Paris". It is assumed that only the one specimen was available, although in the synopsis one reads "In museo GULIELMI JARDINE Baronetti, et Parisiensi". There is another Jardine specimen, 27/

Chl/2/a/13, marked “♂ continental India E. Blyth Calcutta”, Jardine no. 4737, but it may have been received later; likewise an apparent male only with a printed UMZC label indicating a Selby origin, 27/Chl/2/a/5. Jardine and Selby mention the earlier *Turdus malabaricus* Gmelin, but *vide* Sharpe (Cat. birds Brit. Mus. 6, 1881: 22) this name is referable to the birds of Travancore and Ceylon, now known as *C. a. insularis* Whistler and Kinnear. Sharpe (*op. cit.*: 20,25) lists Jardine and Selby’s name in the synonymy of both *C. aurifrons* and *jerdoni* (now *C. cochinchinensis jerdoni*), but only the former is correct.

[*Chloropsis h. hardwickei* Jardine and Selby (Ill. Orn. 7, 1830: Addenda, first page), P9: 306, is based on a drawing of a male by General Hardwicke. Later, Jardine acquired three males (his nos 4753–4755), all in the UMZC, 27/Chl/2/e/9–11: no. 9 (4753), Himalayan India, Fenton Edwards (not Jerdon, as in Anon., 1886); no. 10 (4754), Nepal, Hodgson; no. 11 (4755), no data.]

*Chloropsis curvirostris* Swainson (Anim. in Menag., 1838:345) P9:306

= *Chloropsis hardwickei hardwickei* Jardine and Selby. 27/Chl/2/e/7.

Holotype, (♀), India?

Also marked by Swainson with his name as above. There is no indication that he had more than the one specimen. Wing 91, tail 65, culmen (from skull) 26 mm, thus approximating to the figures in Ali and Ripley (6, 1971:60). A sample of 10 ♀♀ in the BMNH of *C. h. hardwickei* from Nepal and Sikkim have wing 87–94 (89.9), as against 82–88 (85.5) mm in six of the very similarly coloured *C. h. malayana* Robinson and Kloss from the Malay Peninsula. The Swainson specimen has the green of the throat brownish, the chestnut of the abdomen unusually dark, but this appears to be due to staining.

*Platystira albicauda* Strickland (Contr. Orn., 1852:144) P9:314

= *Lanioturdus torquatus* Waterhouse. 27/Lan/5/a/1.

Holotype, unsexed, Damaraland, 1852, C.J. Andersson; Strickl. no. 688a.

Also marked by Strickland with his name as above. “The type” (Salvin, 1882:143). A Jardine specimen, 27/Lan/5/a/2, his no. 4579a, is similarly marked with Strickland’s name, and “Damaraland, 1852, Andersson”. Strickland does not indicate what material he had. Conceivably these two specimens are syntypes. The Jardine specimen, however, is also marked “Bartlett”, presumably the Superintendent of the Zoological Gardens, London (Salvin, 1882: ix; Sharpe, 1906:307), and from whom Jardine procured it. Rightly or wrongly, it is assumed that it was not used by Strickland. Clancey (Durban Mus. Novit. 9(1), 1970:8) has named a subspecies *L. t. mesicus* from south-western Angola, with reduced white in the plumage and averaging larger. The UMZC specimens must have been collected in southern Damaraland or on the Omaruru River (Gurney, 1872:132), and therefore belong with the nominate form. No. 1 has wing 92, no. 2, 83 mm. The former is unusually large, according to Clancey’s figures.

*Malaconotus mollissimus* Swainson (Birds West. Afr. 1, 1837: 240, pl. 23 (♂)) P9:317

= *Dryoscopus gambensis gambensis* (Lichtenstein). 27/Lan/2/c/3,4.

Syntypes, (♂), ♀, Senegal (no. 4 only).

Both marked by Swainson with his name as above. Wings respectively 93, 89 mm.

*Malaconotus similis* Swainson (Anim. in Menag., 1838:342) P9:318  
 = *Dryoscopus cubla cubla* (Shaw). 27/Lan/2/b/12.

Holotype, (♀), India (!).

Not marked by Swainson with his name as above, but “*Malaconotus orientalis* (Cent. no. 179)”. Part 3 (pp. 281–373) of the above reference is entitled “Two centenaries and a quarter of birds”, and on p. 342 there duly appears no. 179 *M. similis*. Evidently Swainson changed his mind about what name to use, and (Class. birds 2, 1837: 220) lists *orientalis*, not *similis*, in support of the genus *Malaconotus*, quoting the number 179. Nevertheless *orientalis* may be considered a *nomen nudum*.

*Melaconotus* (sic) *australis* A. Smith (Rep. Exped. Centr. Afr., 1836:44) P9:325  
 = *Tchagra australis australis* (Smith). 27/Lan/11/a/3.

Syntype, unsexed, South Africa, Dr A. Smith; Jardine no. 4085, Smith no. 31.

Compared with the two syntypes in the BMNH, sexed as male and female (Warren and Harrison, 1971:48). There does not appear to be any constant difference between the sexes, so that the UMZC specimen cannot be sexed. It and the female are a trifle paler above than the male. It is slightly buffier below than both the BMNH specimens. This difference is negligible, and the UMZC specimen may be accepted as another syntype. Another Jardine specimen in the UMZC, 27/Lan/11/a/4, his no. 4084, has the upper-parts decidedly paler, more greyish, and belongs with *T. a. damarensis* (Reichenow). It was collected by C.J. Andersson at Otjimbingwe, 8 Jun 1864.

[A Jardine specimen, an apparent adult male, of *Tchagra cruenta cruenta* (Ehrenberg), P9: 326, is marked “West Africa Mr Gould”; 27/Lan/11/b/1, Jardine no. 4047. *Malaconotus roseus* Jardine and Selby (Ill. Orn., n.s., 4, 1839: pl. 30 with text) might be supposed to be based on it. It lacks, however, the white-tipped outer rectrices shown in the plate, although it is possible that in the meantime they have fallen out. Also, the colouring of the upperparts in the plate suggests that the specimen used was much more pinkish, even a *T. c. hilgerti* (Neumann). Contrarily, in their diagnosis Jardine and Selby use the words “brunneo-griseus”, and further on “wood-brown”, which seem to accord better with the specimen and nominate *cruenta*. Nevertheless it would be unduly imprudent to claim type status, especially as Jardine did not endorse any reference to his and Selby’s work on the label, as he often did in cases in which type status is involved.]

*Malaconotus chrysagaster* (sic) Swainson (Birds West. Afr. 1, 1837:244, pl. 25) P9:334  
 = *Telophorus sulfureopectus sulfureopectus* (Lesson). 27/Lan/12/h/3.

Holotype, ♂, Senegal.

Also marked by Swainson “Mals chrysogaster”. Appears to be correctly sexed, lores to ear-coverts black rather than slate-grey (Bannerman 5, 1939:432). Swainson makes no indication of any darkening in this area; apparently an oversight. Nor does he indicate what material he had, but it is presumed only this one specimen.

*Malaconotus superciliosus* Swainson (Birds West. Afr. 1, 1837:239) P9:334  
 = *Telophorus sulfureopectus sulfureopectus* (Lesson). 27/Lan/12/h/4.

Holotype, unsexed (imm.).

Only with a UMZC label printed "Swainson Collection". Agrees with Swainson's description; clearly immature, cf. Bannerman (*loc. cit.*), under the preceding *M. chrysagaster*, and likewise presumed to be a holotype.

*Telophorus collaris* Swainson (in Swainson and Richardson, Fauna Bor.-Amer. 2, 1832: 481) P9:337

= *Telophorus zeylonus zeylonus* (Linnaeus). 27/Lan/12/j/6.

Syntype, unsexed.

Only with a UMZC label printed "Swainson Collection", but presumed to have been used in further support of Le Bacbakiri Levaillant (Ois. d'Afr. 2, 1799: pl. 67). Swainson gives no details of his own of the plumage, but describes the bare parts closely, so that he must have had a specimen available, presumably the above one. This case is similar to that of *Phyllastrephus terrestris*, above P9:265. Levaillant's plate shows the adult and juvenile plumages (not the male and female as he indicates), so that there are (or were) at least three syntypes. The Swainson specimen is in adult dress. This is the sole species used by Swainson in support of his genus *Telophorus*, although (Class. birds 2, 1837:219, as *Telophonus*) he added three more.

[There are two Swainson specimens of *Corvinella c. corvina*, P9:341, 27/Lan/1/a/5,6; no. 5 an apparent adult female (as below), no. 6 a juvenile. No. 5 is marked by him "Lanius cissoides Vieill corvinus Shaw Senegal", no. 6 similarly except that the locality is "Senegambia". Both *cissoides* and *corvinus* are cited by Swainson (Birds West. Afr. 1, 1837:233). Yet, while Swainson (Class. birds 2, 1837:219) makes reference to his West African work, he substitutes *flavirostris* in a list of specific names in support of the genus *Lanius*. This name may be regarded as a *nomen nudum*. Swainson, in this first work (p. 234) writes of "very deep and pure chestnut" on the flanks, which he suggests is a character of the male. This is well apparent in no. 5, examined by L.G. Grimes and found in fact to be a female. Adults of the two sexes can be distinguished even in the field when displaying, the flank patches being cinnamon-rufous in the male, but a much darker maroon in the female: see further by Grimes (Bull. Brit. Orn. Cl., 1979: 33-36).]

*Lanius melanoleucus* Jardine (Edinburgh Journ. Nat. Geogr. Sci. 3, 1831:209-211) P9:342  
= *Corvinella melanoleuca melanoleuca* (Jardine). 27/Lan/1/b/2,4,7.

Syntypes, respectively: (♀), South Africa, Dr A. Smith, Jardine no. 3958; (♀) imm., South Africa, 1821, Dr A. Smith no. 19, Jardine no. 3959; (♂), South Africa, 1827, Dr Smith, "Deposited by the Trustees of P.J. Selby".

What is obviously the same material, collected by Dr Smith near the Orange River, is also referred to by Jardine and Selby (8, 1831: pl. 115, with text). One of the specimens is described as young, and is evidently no. 4 above. No. 7 is sexed above as a male, since it lacks white on the flanks; thus cf. Clancey (Birds Natal and Zululand, 1964:406). Another Jardine specimen in the UMZC, 27/Lan/1/b/8, also an apparent male, is marked "Central Africa 1853 Leyland"; Jardine no. 3960. The date and collector's name alone exclude any possibility that it could be a further syntype.

*Collurio ferrugiceps* Hodgson.

Appendix 1. P9:344

*Enneoctonus anderssoni* Strickland (Contr. Orn., 1852:145) P9:345  
 = *Lanius collurio ?kobylini* (Buturlin). 27/Lan/6/d/7.

Holotype, (♀), Damaraland, 1852, C.J. Andersson; Strickl. no. 619a.

Strickland writes of "The specimen", also marked by him with his name as above; "The type" (Salvin, 1882:128). There is much dispute as to what races can be recognised as wintering in southern Africa. The latest discussion is by Clancey (Bull. Brit. Orn. Cl., 1973:92–96), who recognises three as occurring in South-West Africa (Namibia). The above specimen perhaps belongs with *kobylini*.

*Lanius bentet* Horsfield (Trans. Linn. Soc. 13, 1821:144) P9:349  
 = *Lanius schach bentet* Horsfield. 27/Lan/6/p/10.

Syntype, unsexed, Java, Horsfield; ex Swainson.

Bears a Swainson type of label, marked by him as above. Compared with two syntypes in the BMNH (Warren and Harrison, 1971: 164), and 25 further specimens from Java therein, many merely with locality "Java", like the three foregoing. Wing 94, tail 128, culmen (from skull) 22 mm. Olivier (Monogr. des pies-grièches du genre *Lanius*, 1944:227) gives a wing-range of 84–90, tail 120–130 mm for this small form. Seven specimens in the BMNH, with sex, date and precise locality (Gedeh and Idjen Volcano), collected by H.C. Robinson in 1916, measure: 4 ♂♂, wing 87, 91, 91, 92; tail 122, 125, 126, 127; culmen (from skull) 19, 19, 20.5, 21.5 mm: 3 ♀♀, likewise 91, 91, 93; 127, 133, 133; 20, 21, 21.5 mm. Particulars of one other specimen with adequate data are: ♂, Mt. Gedeh, Jan 1898, wing 94, tail 128, culmen 19 mm. The "selected" syntype in the BMNH is in very poor condition, with bill broken. The other has wing 91, tail 120, culmen 22 mm.

*Collurio tricolor* Hodgson. Appendix 1. P9:350

*Lanius excubitorides* Swainson (in Swainson and Richardson, Fauna Bor.-Amer. 2, 1832: 115, pl. 34) P9:353

= *Lanius ludovicianus excubitorides* Swainson. 27/Lan/6/k/7.

Syntype, unsexed.

Only with a UMZC label printed "Swainson Collection". There are also Swainson specimens of *L. excubitor borealis* (Vieillot), 27/Lan/6/h/35,44; wings 117, 112 mm. Presumably they were used for comparative purposes with his two of *excubitorides* (Swainson, *op. cit.* :117). The specimen available of the latter has wing 97 mm only. It exhibits the characters given by Swainson, particularly in having the feathers of the extreme forehead black instead of cinereous. The other specimen of *excubitorides* is presumed to have been lost.

*Hylophorba ruticilla* Sclater (Proc. Zool. Soc. Lond., 1865:326, pl. 13) P9:365  
 = *Calicalicus madagascariensis* (Linnaeus). 27/Van/1/a/1.

Holotype, (♀), Anooivarika, Madagascar, F. Plant.

Sclater refers to a "single specimen", and see also Benson (1971b). The locus of Anooivarika is not known, despite a search of several gazetteers. There is also mention of Plant by Sclater (Proc. Zool. Soc. Lond., 1863:163), re collection of eggs of *Vanga curvirostris*.

*Analcipus hirundinaceus* Swainson (Anim. in Menag., 1838:284) P9:368  
 = *Leptopterus chabert chabert* (Müller). 27/Van/4/a/6.

Holotype, unsexed, Madagascar, Sir W. F(arquhar).

Also marked by Swainson with his name as above. Swainson (*op. cit.*) states "Inhabits India". The specimen clearly belongs with nominate *chabert*, showing no white on the rectrices, and with culmen (from skull) 21 mm: cf. Delacour (L'Oiseau et R.F.O., 1932:72). Swainson indicates the presence of a band of white on the rump. It is in fact obscure. Of 53 sexed specimens in the BMNH, collected by the International Expedition of 1929–31, white is obscurely apparent on the rump and/or upwards towards the mantle in 15 males and 15 females, but virtually lacking in 18 males and 5 females.

[A Swainson specimen of *Bombycilla garrulus pallidiceps* Reichenow, P9:370, 27/Bom/1/b/8, is marked "Bear Lake May 24 male", evidently by Richardson, the back of the label being marked by Swainson "Richardson label". In Swainson and Richardson (Fauna Bor.-Amer. 2, 1832:238) the locality is given as Great Bear Lake, i.e. in Canada at 65°N, 125°W, date 24 May 1826. It is also claimed that the species was not discovered in America until the spring of 1826, when it was also collected by Drummond, near the source of the Athabasca or Elk River. A. Newton has added a further label to the UMZC specimen marked ". . . no doubt the specimen descrd. F.B.A. ii, p. 238" (Fig. 8).]

*Ptiliogonys* (sic) *cinereus* Swainson (Phil. Mag., n.s., 1, 1827:368) P9:372  
 = *Ptilogonys cinereus cinereus* Swainson. 27/Pti(G)/4/a/1.

Holotype, (♂).

It seems that Swainson originally had only this one specimen, which is marked by him "Ptiliogonys Sw. in Z.J.", with an addition in pencil "cinereus". "Z.J." is presumably a reference to Swainson (Zool. Journ. 3(10), 1827:164), in which he gives the characters of a genus which he calls *Ptiliogonatus*, type species "*P. cinereus* Sw. Mex. Zool.". Swainson (Zool. Ill. 2, 1831: pls 62 (♀), 102 (♂), with texts) indicates that the female was received from Bullock, the male from John Taylor, F.R.S.. There is indeed also a Swainson female in the UMZC, 27/Pti(G)/4/a/2, on which he has merely pencilled "Ptilogonys cinereus Morgan" (no mention of Bullock or Taylor). The female is indicated in the accompanying text as having been the first specimen received (from Bullock), and it is only in this one of the two texts that there is a reference to Phil. Mag., 1827. In fact, specimen no. 1 (male) looks more like a typical Bullock skin—flattened, head sideways—than does no. 2 (female). Furthermore, if Swainson had originally had a female before him, it seems unlikely that he would have used the name *cinereus*, nor "cinereous" as in his diagnosis. Furthermore, he would not have referred to the wings and tail as "Shining black". Thus it would seem that in Zool. Ill. the texts to the plates have been transposed. This derives further support from the fact that in the index no. 62 is listed as referring to the male, and no. 120 (sic), not 102, to the female. The male (no. 1) has wing 97, tail 98, culmen (from skull) 17; the female (no. 2) likewise 91, 87, 15 mm.

Arising from the reference above to "Mex. Zool.", this is surely equivalent to "Cat. Exhib. called Modern Mexico, App.: 4", in which in 1824 (or perhaps 1825) Swainson erected the genus *Ptilogonys* (Greenway, in Peters *et al.*, 9, 1960:371). In a footnote, however, Greenway quotes the testimony of Sherborn that this appendix has never been found.

McMillan (1970) also quotes Sherborn to this effect. All that McMillan succeeded in finding was some page proofs in Cambridge of a Mexican Zoology by Swainson, including a description of (among other forms) *Ptiliogonys cinereus* and of *cristatus*. As there is no evidence that this work was ever published, the correct date of publication of Swainson's generic and specific names must stand as 1827 (not 1824). The page proofs to which McMillan refers are in the UMZC. Pages 65–66 contain an account of *P. cinereus*, including a diagnosis in English identical to that in *Phil. Mag.*, 1827.

Swainson continues by referring to the "clear blueish hue", which could only refer to a male. Pages 67–68 deal with the taxon which he calls *P. cristatus*, a name which seems never again to have been alluded to except by McMillan. *P. cristatus* is diagnosed as "Entirely cinereous-grey; crest conspicuous, black; wing covers and lesser quills margined with white; tail even, blackish". Swainson would appear to have had before him a female of *Phainopepla nitens*, see next taxon. It must be accepted that the first specimen of *cinereus* which Swainson received was a male, not a female, from Bullock. Both the male and the female have been seen by A.R. Phillips.

It should be added that Chalmers-Hunt (1976:79) does list a sale of Bullock specimens from Mexico in 1825. But he was unable to trace any copy of the sale catalogue. Maybe Swainson's Mexican Zoology was to have formed part of it. The book by Allingham (*A romance of the rostrum*. London: Witherby, 1924), to which Chalmers-Hunt refers, contains no further clue.

*Ptiliogonys nitens* Swainson (*Anim. in Menag.*, 1838:285) P9:372  
= *Phainopepla nitens nitens* (Swainson). 27/Pti(G)/2/a/1.

Syntype, (♂).

Marked by Swainson with his name as above. Wing circa 103 ("stripped", cf. Clancey, 1967; not accurately measurable), tail 99, culmen (from skull) 14 mm. Seen by A.R. Phillips. Swainson also describes the female, but no Swainson female is available. Any specimen which he used, and for his unpublished earlier description of *P. cristatus* (see under *P. cinereus* above), is probably lost.

*Dulus nuchalis* Swainson (*Anim. in Menag.*, 1838:345) P9:374  
= *Dulus dominicus* (Linnaeus). 27/Dul/1/a/3.

Holotype, unsexed, Brazil (!).

Also marked by Swainson with his name as above; "Brazil" is obviously an error. There is no indication that he had more than the one specimen. See also Hellmayr (8, 1935:110), the patch of white on the nape is indicative of a slight tendency to albinism.

[Regarding Strickland specimen, no. 138a, of *Cinclus c. leucogaster* Bonaparte, P9:376, ex Brandt, 1844, 27/Cin/1/a/3, Salvin (1882:29) firstly quotes *C. leucogaster* Brandt (in Tchihatcheff, *Voy. Altai*: 417), and comments "Doubtless a typical specimen". Tchihatcheff's work has not been consulted. However, according to Salvin (*Ibis*, 1867:382), it is dated as early as 1845, and Brandt merely lists *C. leucogaster* Eversmann therein, without any description. Earlier, Salvin (*Ibis*, 1867:118) suggests that the name should be credited to Bonaparte, who does indeed give a brief diagnosis (ex Eversmann), and as accepted by

Greenway (in Peters *et al.* 9, 1960:376). From Hartlaub (*Ibis*, 1867:383), it may well be that no copy of Eversmann's description still exists. Most had already been destroyed by fire.]

*Cinclus mexicanus* Swainson (Phil. Mag., n.s., 1, 1827:368) P9:378  
= *Cinclus mexicanus mexicanus* Swainson. 27/Cin/1/c/1.

Holotype, unsexed, Mexico, Bullock.

Also marked by Swainson with his name as above. There is no indication that he had more than the one specimen. Wing 87, tail 42+ (worn), culmen (from skull) 23 mm. Seen by A.R. Phillips.

*Furnarius fasciatus* Swainson (Anim. in Menag., 1838:351) P9:385  
= *Campylorhynchus fasciatus fasciatus* (Swainson). 27/Tro/1/b/1.

Holotype, (♂), Peru, Hooker.

Also marked by Swainson with his name as above. There is no indication that he had more than the one specimen. Wing 90; tail 93; culmen (from skull) 30, (from feathers) 24 mm. From measurements of *C. f. pallescens* Lafresnaye by Hellmayr (7, 1934:135), evidently a male.

*Thryothorus genibarbis* Swainson (Anim. in Menag., 1838:322) P9:402  
= *Thryothorus genibarbis genibarbis* Swainson. 27/Tro/12/f/1.

Holotype, unsexed, Brazil, Havell.

Also marked by Swainson with his name as above. There is no indication that he had more than the one specimen. Wing 62, tail 55, culmen (from skull) 20.5 mm.

*Troglodytes subhemalayanus* Gray. Appendix 1. P9:419

*Troglodytes aequinoctialis* Swainson (Orn. Drawings 1, Birds Brazil, 1834: pl.13) P9:426  
= *Troglodytes aedon musculus* Naumann. 27/Tro/13/a/28,29.

Syntypes, unsexed.

Both only with a UMZC label printed "Swainson Collection". However, both agree with Swainson's plate and 32 specimens assigned to *T. a. musculus* in the BMNH. They have tawny underparts, barring on the mantle and back very inconspicuous.

*Orpheus caerulescens* Swainson (Phil. Mag., n.s., 1, 1827:369) P9:441  
= *Melanotis caerulescens caerulescens* (Swainson). 27/Mim/7/a/1.

Holotype, (♂), Mexico, Bullock.

Also marked by Swainson with his name as above. There is no indication that he had more than the one specimen. Wing 116, tail 128, culmen (from skull) 31 mm. Cf. Ridgway (4, 1907:210), his wing and tail-lengths indicate that the specimen is a male.

*Orpheus curvirostris* Swainson (Phil. Mag., n.s., 1, 1827:369) P9:452  
= *Toxostoma curvirostre curvirostre* (Swainson). 27/Mim/13/c/1.

Holotype, unsexed, Mexico, Bullock.

Also marked by Swainson with his name as above. There is no indication that he had more than this one specimen. It has been compared with material in the BMNH from



localities within the range of *T. c. curvirostre* as in Peters *et al.* (9, 1960:369), and measurements of which are: 11 ♂♂, wing (7 only) 110–117 (113.0), tail 103–113 (106.9), culmen (from skull) 33–37 (35.1); 5 ♀♀, wing 111–119 (114.0), tail 103–112 (108.2), culmen (from skull) 33–36 (34.2) mm. Another unsexed specimen measured similarly 110, 107, 35.5; the Swainson one 116, 113, 37 mm. The last three figures fall within the range of measurements of the BMNH material, with which (allowing for some individual variation) there is also agreement in colour.

*Accentor atragularis* (sic) Brandt (Bull. Phys. Acad. Imp. Sci. St. Pétersbourg: col. 140)  
= *Prunella atrogularis atrogularis* (Brandt). 27/Pru/1/a/2. P10:9

Syntype, unsexed, western Siberia, 1844, J.F. Brandt; Strickl. no. 287a.

Marked (apparently by Brandt) “*Accentor atrogularis nob. Sibiria occidentalis*”. Salvin (1882:60) comments “Doubtless a typical specimen”. Wing 74, tail 57, culmen (from skull) 12 mm; compare with figures in Vaurie (1959:216).

[An apparent female of *Chaetops f. frenatus* (Temminck), P10:28, 27/Tur/9/a/1, bears only a UMZC label marked “Swainson Collection”. It is not accepted as having been used by Swainson (in Swainson and Richardson, Fauna Bor.-Amer. 2, 1832:487) in describing the synonymous *C. burchelli*, “discovered by Mr Burchell in southern Africa”, and the type species of Swainson’s genus *Chaetops*. Another apparent female in the OUZC has been examined; marked as collected by Burchell, his no. 374. Swainson’s description of *C. burchelli* is so meagre that it is impossible to decide whether he had before him a male or a female. Nor does he quote a collector’s number, as he has in some other cases; e.g., *Centropus burchellii* Swainson (Anim. in Menag., 1838:321), no. 410, apparent holotype in OUZC (J. Hull, personal communication).]

*Turdus vociferans* Swainson (Zool. Ill. 1(3), 1823: pl. 180, with text) P10:54.  
= *Cossypha dichroa* (Gmelin). 27/Tur/18/h/3.

Holotype, unsexed.

Only with a UMZC label printed “Swainson Collection”. Swainson does not indicate what material he had, but it is presumed only this one specimen. Also based on Le Réclameur Levillant (Ois. d’Afr. 3, 1802: pl. 104).

[Three Selby specimens of *Cossypha c. caffra* (Linnaeus), P10:56, 27/Tur/18/f/3,5,8, are marked by him “South Africa Dr Smith”. Smith (Ill. Zool. S. Afr., Aves, 1839: pl. 48, with text), under *C. humeralis* Smith, refers to *C. pectoralis*, therein introduced by him from Le Janfrédric Levillant (Ois. d’Afr. 3, 1802: pl. 111). In fact Smith is dealing almost entirely with differences in behaviour between the two species. Selby has also marked the three specimens “*Petrocincla superciliaris*”, the specific name apparently derived from Lichtenstein; *fide* Sharpe (Cat. birds Brit. Mus. 7, 1883:39).]

*Petrocincla albicapilla* Swainson (Birds West. Afr. 1, 1837:284, pl. 32) P10:59  
= *Cossypha niveicapilla* (Lafresnaye). 27/Tur/18/n/2.

Holotype, (♀), Senegal.

Also marked by Swainson with his name as above. He does not indicate what material he had, but it is presumed only this one specimen. Wing 91, tail 81 mm; hence sexing, from Bannerman (4, 1936:404).

*Petrocincla leucoceph* Swainson (Birds West. Afr. 1, 1837:282) P10:59  
 = *Cossypha albicapilla albicapilla* (Vieillot). 27/Tur/18/a/4.

Holotype, (♀), Senegal.

Also marked by Swainson with his name as above. As for the preceding species, presumed to be a holotype. Wing 120, tail 118; an apparent female (Bannerman 4, 1936:401).

*Gryllivora intermedia* Swainson (Anim. in Menag., 1838:291) P10:65  
 = *Copsychus saularis saularis* (Linnaeus). 27/Tur/17/f/8,32.

Syntypes, (♂, ♀), Mauritius (!), Sir W. F(arquhar).

Both also marked by Swainson with his name as above, and (*op. cit.*) he changed "Mauritius" to "India". He states that the four outer pairs of rectrices are white. This is so, except that the female has the inner web of the innermost of these pairs margined with black. In general colour both agree with nominate *saularis*. Respective measurements: wing 99, 88; tail 89, 76; culmen (from skull) 22, 24 (i.e., the female the longer) mm. Another apparent male, 27/Tur/17/f/33, is also marked by Swainson as *G. intermedia*, and "Ceylon". Perhaps it is from that island, although according to Ali and Ripley (8, 1973: 243), *C. s. ceylonensis* is only distinguishable on the female. It has wing 102, tail 92, culmen (from skull) 23.5 mm. The rectrices seem to be complete on one side only, with the three (not four) outer ones white. Also, the under wing-coverts have much more black at the base than in nos 8 and 32.

*Dahila docilis* Hodgson. Appendix 1. P10:65

*Gryllivora magnirostris* Swainson (Anim. in Menag., 1838:291) P10:66  
 = *Copsychus saularis ?musicus* (Raffles). 27/Tur/17/f/19.

Holotype, (♂), India (!).

Also marked by Swainson with his name as above. Apparently he had only the one specimen. He indicates that the four outer pairs of rectrices are white. The tail is now incomplete, with only two white rectrices on one side, one on the other. However, as Swainson's name implies, it does have an unusually long bill: wing 102, tail 85, culmen (from skull) 27 mm. Comparison with material in the BMNH suggests that it is probably best placed with *C. s. musicus*, although white on the under wing-coverts is much reduced, and the flanks are markedly dark grey. Alternatively, it might have come from western Java, and belong with what is now known as *C. s. javensis* Chasen and Kloss.

*Gryllivora brevirostra* Swainson (Anim. in Menag., 1838:292) P10:66  
 = *Copsychus saularis musicus* (Raffles). 27/Tur/17/f/35.

Holotype, (♀).

Marked by Swainson as *G. brevirostris* (sic). Apparently he had only the one specimen. In his text he writes "Inhabits Java?", but it belongs with *C. s. musicus* surely without equivocation. Swainson correctly indicates that the three outer pairs of rectrices are white. Compared to the female of his *G. intermedia*, it is much more blue glossed on the upperparts, has the throat and chest darker grey, and white on the under wing-coverts is reduced. Wing 91, tail 83, culmen (from skull) 22+ (extreme tip broken) mm.

*Copsychus sechellarum* A. Newton (Ibis, 1865:332, pl. 8) P10:68  
 = *Copsychus sechellarum* Newton. 27/Tur/17/g/1.

Holotype, ♂, from Seychelles (per Lady Barclay), died at Réduit, Mauritius, 10 Feb 1865. Wing 117 (not 107 as in Gaymer *et. al.*, Ibis, 1969:162), tail 97, culmen (from skull) 28 mm. Four further specimens collected by E. Newton in Feb 1867, on Praslin and Marianne Islands, measure: 2♂♂, wing 120, 122, tail 95, 99; 2♀♀, wing 115, 115, tail 96, 96 mm. Apparently the male is slightly the larger. A sixth specimen in the UMZC, an immature male collected by E. Newton, has wing 112, tail 90 mm, and seems not to be fully grown. For further on this species, see E. Newton (Ibis, 1867:337,359).

[As pointed out by Hellmayr (7, 1934:477), *Sialia azurea* and *wilsonii* Swainson, are merely new names for *Sylvia sialis* Wilson, in fact mentioned by Swainson in both references. For *S. azurea*, Swainson (Phil. Mag., n.s., 1, 1827:369), P10:83, used a young bird, from Mexico: apparently 27/Tur/64/c/16, even though it only bears a UMZC label printed "Swainson Collection". For *S. wilsonii*, Swainson (Zool. Journ. 3(10), 1827:173) mentions no particular specimen. However, of the two detailed under this specific name in Swainson and Richardson (Fauna Bor.-Amer. 2, 1832:210–211), the second, "a young bird . . . killed near Philadelphia", appears to be 27/Tur/64/c/9, even though Swainson has marked it "New York". It agrees with the description in having a blue feather on the scapulars, another on the rump.]

*Erythaca (Sialia) arctica* Swainson (in Swainson and Richardson, Fauna Bor.-Amer. 2, 1832:209, pl. 39) P10:85  
 = *Sialia currucoides* (Bechstein). 27/Tur/64/a/1.

Holotype, (♂).  
 Only with a UMZC label printed "Swainson Collection", and a Swainson type of label marked "No. 78". Nevertheless, presumed to be the single specimen used, from Great Bear Lake, Jul 1825.

*Cochoa purpurea* Hodgson. Appendix 1. P10:89

*Myidestes* (sic) *genibarbis* Swainson (Nat. Libr. Orn. 10, Flycatch., 1838:134, pl. 13)  
 = *Myadestes genibarbis genibarbis* Swainson. 27/Tur/37/b/13,14. P10:92  
 Syntypes, (♂, ♀).

Each only with a UMZC label printed "Swainson Collection". Compared with two specimens of this form, from Martinique, in the BMNH; and see Sclater (Proc. Zool. Soc. Lond., 1871:269). Measurements respectively: wing 89, 87; tail 87, 81; culmen (from skull) 16.5, 16 mm. Hence sexing, from figures in Ridgway (4, 1907:176).

*Erythropygia galtoni* Strickland (Contr. Orn., 1852:147) P10:98  
 = *Cercomela familiaris galtoni* (Strickland). 27/Tur/7/b/4.

Holotype, (♂), Damaraland, 1852, C.J. Andersson; Strickl. no. 158a.  
 Also marked by Strickland with his name as above. Apparently he had only the one specimen; "The type" (Salvin, 1882:33). Commented on by Roberts (1936a:265). Wing 90,

tail 63, culmen (from skull) 20 mm; evidently an unusually large male, from measurements in Macdonald (1957:130).

[There are two specimens of *Cercomela t. tractrac* (Wilkes), P10:100, 27/Tur/7/i/2,3, marked by Selby "South Africa Dr Smith". *Saxicola baroica* Smith (Ill. Zool. S. Afr., Aves, 1839: text to pl. 28) is placed by Seebohm (Cat. birds Brit. Mus. 5, 1881:399) with *S. layardi* Sharpe (antedated by Wilkes's name). Smith's name is without question a *nomen nudum*, as pointed out by Warren and Harrison (1971:56).]

[Particulars of three specimens of *Cercomela schlegelii pollux* (Hartlaub), P10:101, 27/Tur/7/e/1-3, are respectively: (1) Marked by Strickland "South Africa Dr Smith, Strickl. no. 156a, wing 108 mm; (2) With a UMZC label printed "Deposited by the Trustees of P.J. Selby", wing 106 mm; (3) Labelled like (2), and with another label marked by Selby "South Africa Dr Smith", wing 111 mm. No. 1 also bears an apparently earlier label made out of brown parcel paper marked "Saxicola Le Vaillantii 330 female", probably by Smith himself; no. 2 a similar label in the same handwriting "Sax. Le Vaill. male 325". "Saxicola Le Vaillantii Smith" is listed by him (Ill. Zool. S. Afr., Aves, 1839: text to pl. 28), and, like *S. baroica*, above P10:100, is a *nomen nudum*. *Saxicola levaillantii* (as Strickland has marked his specimen) is the bird apparently illustrated by Levaillant (Ois. d'Afr. 4, 1805: pl. 185, fig. 1, as Le Traquet Montagnard, Le Jeune Age), even although in this figure the upperparts are less dark, more markedly greyish, and there is no indication of whitish on the abdomen.]

*Pratincola dacotiae* Meade-Waldo (Ibis, 1889:504, pl. 15) P10:105  
= *Saxicola dacotiae dacotiae* (Meade-Waldo). 27/Tur/62/b/1.

Syntype, ♂, Tiscaminita, Fuerteventura, 2 Mar 1889, E.G. Meade-Waldo.

Meade-Waldo had in all 10 specimens. He did not designate any one as a type. Four other syntypes are in the BMNH.

*Pratincola pastor* Strickland (Ann. Mag. Nat. Hist. 13, 1844:410) P10:110  
= *Saxicola torquata torquata* (Linnaeus). 27/Tur/62/j/14,15.

Syntypes, ♂, ♀, Cape of Good Hope, 18, 29 Apr 1832, A. Strickland; Strickl. nos 166b, 166a.

Both also marked by Strickland with his name as above. The collector is probably the author's brother Algernon, a Midshipman in the Royal Navy, not his cousin Arthur (Salvin, 1882:xiii). Strickland makes reference to "Le Pâtre" (pastor, shepherd), from Le Traquet Pâtre Levaillant (Ois. d'Afr. 4, 1805: pl. 180). He mentions both sexes, so that the two specimens are syntypes; see also Salvin (1882:35).

[A male specimen of *Saxicola caprata fruticola* Horsfield, P10:113, ex Swainson, marked by him "Horsfield Java", 27/Tur/62/a/10, has been compared with the one in the BMNH regarded by Warren and Harrison (1971:193) as the holotype. *Prima facie*, they might be syntypes. However, the BMNH specimen has rusty fringes to the feathers of the chest and abdomen, in accord with "*Pectus et abdomen ferrugineo-griseo varia*" in Horsfield's

description. The UMZC specimen lacks such fringes, which have probably disappeared through abrasion. Of four further males from Java in the BMNH, these fringes are present in two, lacking in two.]

*Saxicola ferrea* J. E. Gray. Appendix 1. P10:115

*Saxicola frontalis* Swainson (Birds West Afr. 2, 1837:46). P10:119

= *Myrmecocichla albifrons frontalis* (Swainson). 27/Tur/39/b/2.

Syntype, (♂), Senegal.

Also marked by Swainson "Saxicola leucoceph". There may have been some clerical confusion with *Petrocincla leucoceph*, a synonym of *Cossypha a. albicapilla*, above P10:59. The specimen agrees with Swainson's description. He had also seen one in the Fort Pitt museum at Chatham, probably now lost. In any event the UMZC specimen cannot be regarded as more than a syntype. Wing 77, tail 53, culmen (from skull) 17 mm. Males in the BMNH have a somewhat bluish gloss, almost lacking in this specimen, seemingly because it is in very worn dress.

*Thamnobia atrata* Swainson (Anim. in Menag., 1838(1837):292) P10:119

= *Myrmecocichla albifrons frontalis* (Swainson). 27/Tur/39/b/3.

Holotype, (♀), South Africa, Dr Smith? (sic).

Also marked by Swainson with his name as above, but he was obviously confused over the locality and name of collector, and (*op. cit.*) he merely gives "Inhabits Africa". Immediately following is a description of *Saxicola leucoptera*, "Inhabits South Africa. Dr Smith". There is no reference to this name by Seebohm (Cat. birds Brit. Mus. 5, 1881), although it would appear referable to the female of the much larger *M. formicivora* (Vieillot), unrepresented by any Swainson specimen in the UMZC. The present specimen does not differ from females of *M. a. frontalis* in the BMNH except that it has a slight rusty tone, perhaps because it was collected at least 140 years ago. Like the syntype of *Saxicola frontalis*, it probably emanated from Senegal. Wing 72, tail 50, culmen (from skull) 16.5 mm. It is curious that in the BMNH material of *frontalis* is a female marked "Africa Dr Smith", no. 45.7.6.130. Yet Smith's activities were confined to South Africa. Cf. Sharpe (1906:485), there is no evidence that Swainson could have seen this specimen, despite the labelling of the apparent holotype of *T. atrata*.

*Saxicola opistholeuca* Strickland (Contr. Orn., 1849:60) P10:127

= *Oenanthe picata* (Blyth). 27/Tur/45/o/3.

Holotype, (♂), northern India, 1848, Capt. W.J.E. Boys; Strickl. no. 153a.

Strickland states "now in the collection of P.L. Sclater", and apparently had only the one specimen. Evidently he reacquired it, and it is referred to by Salvin (1882:32) as "Probably the type". If it had remained in the Sclater Collection, presumably it would now be in the BMNH, but it is not listed by Warren and Harrison (1971). Cf. Ali and Ripley (9, 1973:50-52), it is an apparent male in the black-bellied phase: wing 94, tail 65, culmen (from skull) 18.5 mm. Baker (Fauna Brit. India, Birds 2, 1924:44) gives type-locality as "Northern India, Punjab", but without explanation of the restriction to Punjab.

[Swainson (in Swainson and Richardson, *Fauna Bor.-Amer.* **2**, 1832:489), as type species of his subgenus *Thamnobia*, uses *T. rufiventer* Swainson, based on Le Traquet à queue striée Levaillant (*Ois. d'Afr.* **4**, 1805: pl. 108, fig. 1), and currently regarded as a synonym of *Saxicoloides f. fulicata* (Linnaeus), P10:133. It is probable that Swainson also had before him a male, 27/Tur/63/a/10, marked by him with Levaillant's French name and "Bengal". The reverse of the label is marked "Thamnobia leucoptera Sw." (originally "striata", deleted). Both are seemingly mere MS names, *rufiventer* being finally preferred.]

*Turdus cyanotus* Jardine and Selby (*Ill. Orn.* **3**, 1828: pl. 46, with text) P10:147  
= *Zoothera citrina cyanotus* (Jardine and Selby). 27/Tur/70/d/10.

Syntype, (♂).

Bears a UMZC label printed "Deposited by the Trustees of P.J. Selby"; endorsed, evidently by Selby, "Turdus cyanotus mihi". The plate is titled "Turdus cyanotus", the text "Turdus cyanotis (sic) nobis". Warren and Harrison (1971:141) list the holotype as in the BMNH, originally in the Jardine Collection. Yet Jardine and Selby state that they had two specimens; both males, lacking any olive tone on the mantle (cf. Ali and Ripley 9, 1973: 90). The UMZC syntype has wing 113, tail 78, culmen (from skull) 28 mm. The type locality is probably Bangalore (Kinnear, *Ibis*, 1925:751).

*Phaeornis lanaiensis* Wilson (*Ann. Mag. Nat. Hist.* **6**(7), 1891:460) P10:163  
= *Phaeornis obscurus lanaiensis* Wilson. 27/Tur/50/a/6.

Holotype, ♂, Lanai Island, Jun 1888; ex Scott B. Wilson.

In an original register of the Hawaii Islands collection in the UMZC, this specimen and one from Molokai Island, 27/Tur/50/a/5, collected the same month, are both shown as "Type", and labelled as such. Wilson (*op. cit.*) does not designate a type or indicate what material he had, but does state "*Hab. Lanai*", adding that the species on Molokai seems identical (see also in Wilson and Evans, **2**, 1891:119). However, it would seem correct to recognise the Lanai specimen as the holotype, as is also done by Banko (1979:21). There are two further specimens each from Lanai (*lanaiensis*) and Molokai (*rutha*) in the UMZC, collected by R.C.L. Perkins in 1893–94. The type of *P. o. oahensis* Wilson and Evans (**7**, 1899: introd., xiii) is supposed to have been sent to the BMNH, but cannot be found there.

[Hellmayr (**7**, 1934:457) states that the type of *Merula wilsonii* Swainson (in Swainson and Richardson, *Fauna Bor.-Amer.* **2**, 1832:182), now *Catharus ustulatus swainsoni* (Tschudi), P10:172, is "no doubt lost". Indeed there is no Swainson specimen in the UMZC from Carlton House, the type-locality, only three marked by him "Merula Wilsonii Bonap. Pennsylvania", 27/Tur/6/j/5–7. Probably they were among the five from New Jersey with which Swainson compared the Carlton House specimen, New Jersey being adjacent to Pennsylvania.]

*Merula silens* Swainson (*Phil. Mag.*, n.s., **1**, 1827: 369; in Swainson and Richardson, *Fauna Bor.-Amer.* **2**, 1832:186) P10:174  
= *Catharus guttatus auduboni* (Baird). 27/Tur/6/f/11.

Holotype, unsexed, Mexico, Bullock.

Also marked by Swainson with his name as above. Apparently he had only this one specimen. It bears another label marked "Shot five leagues to the west of Mexico", the

handwriting of Bullock father or son, and locus the same as provided in Swainson's second (1832) reference. Swainson in his first reference refers to *Turdus silens* Vieillot, which antedates *Merula silens* by some four years, and is a synonym of *Catharus f. fuscescens* (Stephens), *fide* Ridgway (4, 1907:67), Hellmayr (7, 1934:460). For reasons explained by Baird (Ripley, in Peters *et. al.*, 10, 1964:174), and also by Salvin and Godman (Biol. Centr. Amer. 1, 1879:14), in 1864 the former substituted *Turdus auduboni* for Swainson's name. In his 1832 description, Swainson makes no reference to his 1827 one, but to "Syn. Mex. Birds, No. 31". Despite the difference in title, this is almost certainly the same work as is referred to above, under *Ptilogonys c. cinereus*, P9:372, never published, but of which parts of the corrected proofs are in the UMZC. They do not, however, contain a description of *Merula silens*. The Swainson specimen has one wing 99 (the other missing), tail 73 mm. From the figures in Ridgway (4, 1907:46), it cannot be sexed.

[*Turdus comorensis* Milne-Edwards and Oustalet. Appendix 2. P10:178]

*Turdus bewsheri* E. Newton (Proc. Zool. Soc. Lond., 1877:299, pl. 34) P10:178  
= *Turdus bewsheri bewsheri* Newton. 27/Tur/68/f/3,4.

Syntypes, ♂, ♀, Johanna (Anjouan, Comoro Islands), 1876, C.E. Bewsher.

Newton indicates that he had another male. See under *Turtur comorensis*, above P3:91, a female is shown in Count Turati's MS catalogue, annotated "TYP", but it was destroyed during a bombing raid on Milan in 1943. Wing-lengths of the two UMZC specimens respectively 108, 109 mm. From Seebohm and Sharpe (Monogr. Turdid. 1, 1902:111), it is apparent that the specimen used for the accompanying plate 35 was received by Seebohm direct from Bewsher, and was not available to Newton.

[Both Seebohm (Cat. birds Brit. Mus. 5, 1881:236) and Seebohm and Sharpe (Monogr. Turdid. 2, 1902:1) list *Merula vulgaris* Selby in the synonymy of what is now *Turdus m. merula* Linnaeus, P10:189, as if Selby might be the author of the name. A Selby specimen of *T. m. merula*, 27/Tur/68/gg/18, is marked by him "Merula vulgaris Ray male 1824". Selby (Brit. Orn. 1. Land birds, 1825: 158) describes the male and female of *Turdus merula* Linn. (sic) and (ibid., 1833:167) of *Merula vulgaris* Ray (sic). The matter seems unduly trivial, and it would be quite wrong to claim type status for the above specimen.]

*Merula tristis* Swainson (Phil. Mag., n.s., 1, 1827: 369) P10:222  
= *Turdus albicollis lygrus* Oberholser. 27/Tur/68/b/5.

Holotype, unsexed, Mexico, Bullock.

Also marked by Swainson with his name as above. It is presumed that he had only the one specimen. Wing 127, tail 97, culmen (from skull) 26 mm.

*Merula flavirostris* Swainson (Phil. Mag., n.s., 1, 1827:369) P10:225  
= *Turdus rufopalliatus rufopalliatus* Lafresnaye. 27/Tur/68/ddd/1.

Holotype, unsexed, Mexico, Bullock.

Also marked by Swainson with his name as above. It is presumed that he had only the one specimen. Hellmayr (7, 1934:355) quotes the type locality as Temascaltepec. This may well be correct, although there is no such indication either in Swainson's description or

on the label of the specimen. Cf. Hellmayr (*loc. cit.*), Swainson's name is antedated by *Turdus flavirostris* Horsfield, 1821 (= *Myiophoneus caeruleus flavirostris* in Peters *et al.* **10**, 1964:144). The specimen has wing 127, tail 104, culmen (from skull) 29 mm.

[*Malacopteron olivaceum* Strickland (Proc. Zool. Soc. Lond., 1846:102), now *Trichastoma abbotti olivaceum*, P10:256, is unrepresented in the UMZC. The specimen which Strickland used may have been in a collection from Malacca belonging to the Yorkshire Philosophical Society (*op. cit.* :99). According to R. Wagstaffe, formerly in charge of the York Museum, this society has long been defunct, and inquiries would be fruitless.<sup>1</sup> Nevertheless, in the BMNH there is a specimen ex T.C. Eyton from "Borneo" (not "Malacca", yet apparently of *T. a. olivaceum*), no. 80.12.31.35, marked in what is surely Strickland's handwriting with his name as above.]

*Pomatorhinus ferrugilatus* Hodgson.

Appendix 1. P10:267

[A Swainson specimen of *Pomatorhinus m. montanus* Horsfield, P10:273, 27/Tim/30/e/5, which has been compared with a syntype and other material of this form in the BMNH, is marked by him "Pomatorhinus montanus Horsf. L(=Linn.) T.(=Transactions) 13, p. 165 rara Java". Unlike, for example, *Lanius bentet*, P9:349, there is no reasonable presumption that this is a Horsfield syntype. Thus, also in the Timaliidae, there is a Swainson specimen of *Timalia p. pileata* Horsfield marked "Java Sir R. Falk". It cannot be accepted as a syntype, any more than can the specimen of *P. m. montanus*, on which Horsfield's name appears only in connection with his description.]

*Pomatorhinus ruficollis* Hodgson.

Appendix 1. P10:274

*Malacopteron macrodactylum* Strickland (Ann. Mag. Nat. Hist. **13**, 1844:417) P10:287  
= *Napothera macrodactyla macrodactyla* (Strickland). 27/Tim/24/f/1.

Holotype, unsexed, Malacca, 1840; Strickl. no. 121a.

Strickland obtained the specimen from Mather, a dealer in Liverpool (Salvin, 1882:xii, 26). Salvin refers to it as "the type". Wing 86, tail 70, culmen (from skull) 23 mm.

*Eroessa tenella* Hartlaub (Proc. Zool. Soc. Lond., 1866:219)

P10:299

= *Neomixis tenella tenella* (Hartlaub). 27/Tim/25/c/3.

Holotype, ♀, Mohambo, Sep 1865, W.T. Gerrard.

Hartlaub writes of "This specimen". It is marked by A. Newton "Type". It is discussed by Benson (1971:5). The locality is apparently the same as Mahambo, on the east coast of Madagascar at 17°30'S. Measurements: wing 46, tail 34, culmen (from skull) 14 mm.

<sup>1</sup>Details of the birds collections held at the Yorkshire Museum, compiled from the Annual Reports of the Yorkshire Philosophical Society are given in Denton, M.L., 1996. *Birds in the Yorkshire Museum*. Yorkshire Museum.



*Timalia leucotis* Strickland (Cont. Orn., 1848:63, pl. 12) P10:313  
 = *Stachyris leucotis leucotis* (Strickland). 27/Tim/39/h/1.

Holotype, unsexed, Malacca, 1847; Strickl. no. 112a.

Also marked by Strickland with his name as above. He obtained it from Gardner, a dealer in London (Salvin, 1882:xi,24). Salvin comments "The type". Wing 64, tail 52, culmen (from skull) 17.5 mm. Compared with material in the BMNH from the Malay Peninsula and Borneo, *S. l. obscurata* Mayr (none was available from Sumatra), it agrees with that from the former area in having creamy rufous rather than darker rufous tips on the upper wing-coverts. This seems to be the easiest character on which to distinguish the two subspecies (*pace* Mayr, Auk, 1942:117).

[There are two Selby specimens of *Macronous p. ptilosus* Jardine and Selby, P10:325, (Ill Orn. 10, 1835, pl. 150, with text), 27/Tim/19/d/3,4, no. 3 marked "Mr T. Singapore". These authors write "We purchased the skin, with a collection of about fifty birds, said to be brought from the islands of Java and Sumatra. . .". What is clearly the holotype was found in the BMNH, undiscriminated, not mentioned by Warren and Harrison (1971). It has cat. no. 86.6.24.176, and would have been purchased by Gerrard at the sale of the Jardine Collection in 1886 (Sharpe, 1906:360). It bears a Jardine type of label, marked by him "Macronous ptilosus Hab. Java and Sumatra Type of plate Orn. Illusts", Jardine no. 4504. From ample material in the BMNH, all three specimens belong with others allocated to nominate *ptilosus*, from which *M. p. trichorrhos* (Temminck) does not seem distinguishable, although *M. p. reclusus* Hartert is valid.]

*Megalurus isabellinus* Swainson (Anim. in Menag., 1838:291) P10:333  
 = *Turdoides caudatus caudatus* (Dumont). 27/Tim/42/e/7.

Holotype, (♀), Madras, Stuchbury.

Also marked by Swainson with his name as above. There is no indication that he had more than the one specimen. Wing 74, tail 98, culmen (from skull) 20 mm; hence sexing, from figures in Ali and Ripley (6, 1971:216). Evidently Deignan (Auk, 1946:382) could not have seen this specimen, which is not a *Megalurus palustris*.

[A Swainson specimen attributable to *Turdoides s. striatus* (Dumont), P10:338, 27/Tim/42/w/5, is marked by him "Malacocircus India Havell". Presumably it was not used by Swainson (Zool. Ill. 2, 1831: pl. 127, with text), since he writes "the present species we received from Ceylon (sic) . . . another specimen is in the Paris Museum". The latter might be the specimen used by Dumont, and Berlioz (in Ripley, Postilla 35, 1958:8) writes of the possible type of *Cossyphus striatus* Dumont in Paris. Swainson (*op. cit.*) does not refer to Dumont's name. One can only assume that he concluded independently that "striatus" was apt.]

*Crateropus platycircus* Swainson (Birds West. Afr. 1, 1837:274) P10:341  
 = *Turdoides plebejus platycircus* (Swainson). 27/Tim/42/r/1.

Holotype, (♂), Senegal.

Also marked by Swainson with his name as above. Apparently he had only the one specimen. Wing 107, tail 99, culmen (from skull) 25.5 mm; hence sexing, from Bannerman (4, 1936:93).

*Cratopus bicolor* Jardine (Edinburgh Journ. Nat. Geogr. Sci. 3, 1831:97, pl. 3) P10:346  
= *Turdoides bicolor* (Jardine). 27/Tim/42/d/1.

Syntype, unsexed, South Africa, Dr Smith.

With a UMZC label printed "Deposited by the Trustees of P.J. Selby"; endorsed, evidently by Selby, with locality and collector as above. Jardine indicates that he had one specimen (now in the BMNH, cf. Warren and Harrison, 1971:66), and had seen another, in the Selby collection. This latter has wing ca 118 (both wings "stripped", not accurately measurable, cf. Clancey, 1967:481), tail 119, culmen (from skull) 30 mm.

*Crateropus rufifrons* Swainson (Anim. in Menag., 1838:290) P10:350  
= *Garrulax rufifrons rufifrons* Lesson. 27/Tim/11/hh/1.

Holotype, unsexed, India (!).

Also marked by Swainson with his name as above. He does not indicate what material he had, but it is presumed only this one specimen. He was apparently unaware that the name *rufifrons* had already been used by Lesson. Its aptness is obvious. "India" is of course incorrect. The specimen agrees with five in the BMNH marked "W. Java", collected by A.R. Wallace. Another two from Tjibodas Gedeh, W. Java, collected by H.C. Robinson, are markedly grey on the crown. The Swainson specimen has wing 136, tail 123, culmen (from skull) 27 mm. The wing-length accords with nominate *rufifrons* rather than *slamatensis*, cf. Siebers (Treubia 11, 1929:150).

*Cinclosoma rufimenta* Hodgson. Appendix 1. P10:363

*Cinclosoma setafer* Hodgson. Appendix 1. P10:371

*Mesia argentauris* Hodgson. Appendix 1. P10:381

[A specimen of *Gampsorhynchus r. rufulus* Blyth, P10:390, 27/Tim/9/a/4, Strickl. no. 103a, was received by Strickland from Blyth, cf. Salvin (1882:22). It is dated from Arakan as late as 1847, and on the face of it could not have been used by Blyth in describing *G. rufulus*, in 1844. On the other hand, "1847" may merely represent the year of receipt by Strickland. Maybe there is still type material in the Indian Museum, Calcutta (Sharpe, 1906:312).]

*Cinclosoma nipalensis* Hodgson. Appendix 1. P10:392

*Siva strigula* Hodgson. Appendix 1. P10:396

*Minla castaneiceps* Hodgson. Appendix 1. P10:399

*Siva vinipectus* Hodgson. Appendix 1. P10:401

*Siva nipalensis* Hodgson. Appendix 1. P10:411

*Crateropus atripennis* Swainson (Birds West. Afr. 1, 1837:278) P10:414

= *Phyllanthus atripennis atripennis* (Swainson). 27/Tim/28/a/1.

Holotype, unsexed, Senegambia, R(endall).

No identification endorsed by Swainson on his label. He (*op. cit.*) states that he had only the one specimen. Wing 119, tail 83+ (in moult), culmen (from skull) 25 mm.

[A Swainson specimen of *Crocias albonotatus* (Lesson), P10:416, 27/Tim/6/a/1, is marked by him "Telophorus leucogrammicus Java". Probably it was used by Swainson (in Swainson and Richardson, Fauna Bor.-Amer. 2, 1832:481) in erecting his subgenus *Laniellus*, "Type Lanius leucogrammicus Reinwardt".]

*Sibia nigriceps* Hodgson. Appendix 1. P10:417

*Sibia pieaoïdes* (sic) Hodgson. Appendix 1. P10:420

*Yuhina flavicollis* Hodgson. Appendix 1. P10:422

*Yuhina gularis* Hodgson. Appendix 1. P10:424

*Culicivora atricapilla* Swainson (Zool. Ill. 2, 1831: pl. 57, with text) P10:453

= *Polioptila plumbea atricapilla* (Swainson). 27/Tur/56/h/1.

Syntype, (♂)

Only with a UMZC label printed "Swainson Collection", but agrees with the upper figure in the plate and with the description. It has been compared with seven males in the BMNH assigned to *P. leucogastra* (Wied) (*P. p. atricapilla*, cf. Hellmayr, 7, 1934: 495), labelled "Brazil Gould" (two), "Brazil Parzudaki", "Bahia Wucherer" (two), "Bahia Berlepsch", "Pernambuco Forbes"; likewise a Strickland male in the UMZC, "Brazil, Cagacebo A. Strickland", 27/Tur/56/h/3. From these it differs (as also reflected in the plate) in that the black of the crown does not extend onto the nape, which is grey, like the mantle. Also, the black of the crown and forehead is matt, lacking any blue sheen. Probably the Swainson specimen is not fully adult. Wing 50, tail 52, culmen (from skull) 14 mm. The lower figure on Swainson's plate would appear to be of a female, but the specimen which might have been used is not in the UMZC. Although only the male is described in the text, the above Swainson male is considered as no more than a syntype, the other being the missing female.

[The taxa in Peters *et al.* (11, 1986) were catalogued by Benson prior to the publication of that volume, following Howard and Moore (1980), the only one of various world check-lists in which all subspecies claimed to be included in 1982. Numbering and arrangement have been amended to follow Peters *et al.* (11, 1986), but the catalogue numbers relate to the original classification in Howard and Moore (1980).]

[There are two specimens of *Vitia ruficapilla ruficapilla* Ramsay, P11:11, 27/Syl/90/b/1,2, ♀ and unsexed, Kandavu, Fiji Islands, Sep 1875, A. von Hügel. In his description, Ramsay (Proc. Linn. Soc. N.S.W. 1, 1876:41), submitted to a meeting of the society held on 29 Nov 1875, gives no indication what material he had or of its source. His most recent

successor, H.J. de S. Disney (personal communication 15 Jul 1977), as Curator of Birds, Australian Museum, Sydney, states that he has no information, although "it would seem that we do not hold Ramsay's original birds". Possibly Ramsay used von Hügel's two. Baron von Hügel was in Australia in 1874, and made a collection of birds at Harmony Vale, now in the UMZC (Wakefield, (1972:156). He might well have formed an association with Ramsay. There is however no more than suspicion about the possible status of the Kandavu specimens: see also Watling (1978:95). The only specimen of *Vitia r. ruficapilla* in the BMNH is marked "Kandavu, Fiji", on a printed label "fide E.L.Layard".]

*Bradyptetus (sic) platyurus* Swainson (Class. birds 2, 1837:241) P11:20  
= *Bradypterus baboecala baboecala* (Vieillot). 27/Syl/13/c/1.

Syntype: unsexed, Africa.

Also marked by Swainson "Bradypetes (*sic*) platyurus. Ois. d'Af. 122. Le Paveneur. Vaillt." Swainson presumably had this specimen available, since he gives structural details underivable from Levaillant's plate (Ois. d'Afr. 3, 1802: pl. 122). The case is similar to that of *Phyllastrephus t. terrestris*, P9:265, and see also *Telophorus z. zeylonus*, P9:337. The specimen was examined by Seebohm (Ibis, 1878:380–382), who found that it agreed with Le Paveneur. Mackworth-Praed and Grant (Ibis, 1941:444) found that Le Paveneur and La Caqueteuse Levaillant (*op. cit.*: pl. 121) were identical, and therefore applied the name *B. baboecala* (feminine), which has priority over *B. brachypterus* (Vieillot). The spelling of the generic name is discussed by Benson, Brooke and Traylor (Bull. Brit. Orn. Cl., 1978:4–5), who select *Bradypterus* as the correct spelling for the genus that Swainson erected for his species *platyurus*.

[Sharpe (Proc. Zool. Soc. Lond., 1879:177) described *Dromaeocercus seebohmi*, P11:32, from Antananarivo (= Tananarive), Madagascar, on four specimens purchased of Higgins (cf. also Warren and Harrison, 1971:499). This combination has been consistently followed ever since, and no subspecific differentiation has ever been proposed. Although apparently not another syntype, there is a specimen in the UMZC, 27/Syl/27/b/1, marked by A. Newton "Madagascar Bought of Higgins Feb 1879". There is also an entry in a register of Malagasy Region material compiled by Newton, "of same origin with type". The specimen has wing 52 mm, and so is probably a male. Of reliably sexed specimens in the BMNH, from the international Expedition of 1929–31, wing lengths are: 7 ♂♂ 51–53 (51.7), 9 ♀♀, 49–52 (50.4) mm.]

*Ellisia longicaudata* E. Newton (Proc. Zool. Soc. Lond., 1877:299) P11:33  
= *Nesillas typica longicaudata* (Newton). 27/Syl/54/c/7,8.

Syntypes: ♂, ♀, Johanna (Anjouan, Comoro Islands), 1876, C.E. Bewsher.

These two specimens are mentioned by Benson and Penny (Bull. Brit. Orn. Cl., 1968:107). Newton had four in all, see under *Turtur comorensis*, above P3:91. An unsexed specimen and a male are shown in Count Turati's MS catalogue, the former marked "TYP". Both were destroyed during a bombing raid on Milan in 1943.

*Sphenoeacus pycnopygius* Sclater (Contr. Orn., 1852:148) P11:36

= *Achaetops pycnopygius pycnopygius* (Sclater). 27/Syl/80/c/1.

Syntype: unsexed, Damaraland, 1852, C.J. Andersson; Strickl. no. 64a.

“The type” (Salvin, 1882:13), yet Warren and Harrison (1971:454) list the “holotype” as in the BMNH. Both specimens would appear to be syntypes, even although there is no indication by Sclater that he had more than the one specimen. Clancey (1980:211) recognises the genus *Achaetops* for the single species *pycnopygius*.

*Sphenoeacus natalensis* Shelley (Proc. Zool. Soc. Lond., 1882:337) P11:37

= *Sphenoeacus afer natalensis* Shelley. 27/Syl/80/a/5.

Syntype: ♀, Drakensberg, Natal, 19 Jun 1881, S.G. Reid.

Also marked in Shelley’s handwriting with his name as above. There is another syntype in the BMNH (Warren and Harrison, 1971: 372). See also Butler, Feilden and Reid (Zoologist 3, (6), 1882: 244), who record this form as common around Newcastle, i.e. to the immediate east of the Drakensberg Mts.

*Calamoherpe newtoni* Hartlaub (Proc. Zool. Soc. Lond., 1863:165) P11:76

= *Acrocephalus newtoni* (Hartlaub). 27/Syl/13/o/1,2.

Syntypes: ♂, Soamandrikazay, 8 Sep 1862, ♂, Hivondrou River, 9 Sep 1862, E. Newton. Hartlaub evidently examined both specimens. See also Newton (Ibis, 1863:344), who (*ibid.* :333) indicates that his party arrived from Mauritius at Tamatave on 5 Sep 1862, for the first week remaining in its vicinity, mostly at Soamandrikazay, four miles from the mouth of the Hivondrona (Hivondrou or Ivondro) River. Co-ordinates for the type locality are calculated as 18°14’S, 49°15’E.

*Drymoeca rodericana* A. Newton (Proc. Zool. Soc. Lond., 1865:47, pl. 1, fig. 3) P11:78

= *Bebrornis rodericanus* (Newton). 27/Syl/11/a/1.

Holotype: ♂, Rodriguez Island, 1 Nov 1864, E. Newton.

Newton refers to “the specimen”, and see also E. Newton (Ibis, 1865:150). *Bebrornis* is best regarded as synonymous with *Acrocephalus* (Diamond, Proc. IV Pan-Afr. Orn. Congr., 1980:258).

[Two specimens of *Ellisia sechellensis* Oustalet (Bull. Soc. Philom. Paris 7(1), 1877: 103), now *Bebrornis sechellensis* (Oustalet), P11:78, 27/Syl/11/b/1,3, are from Marianne, Seychelles, Sep 1877, Lantz. Oustalet, however, states that the specimens which he used were collected in Feb 1876, and see also Jouanin (Terre Vie 3, 1962:286). As immediately above, the generic name *Acrocephalus* is preferable.]

*Salicaria olivetorum* Strickland (in Gould’s Birds of Europe , 2, 1837: pl. 107 and text)

= *Hippolais olivetorum* (Strickland). 27/Syl/39/d/1. P11:81

Holotype: ♂, Zante (Ionian Islands), 21 May 1836, H.E. Strickland; Strickl. no. 241a.

“The type” (Salvin, 1882:50). Examined by Roberts (1936a: 265).

*Cysticola (sic) campestris* Gould (Proc. Zool. Soc. Lond., 1845:20)

P11:96

= *Cisticola chiniana campestris* Gould. 27/Syl/23/k/6.

Holotype: (♂, winter dress), South Africa, ex N.C.Strickland, 1838; Strickl. No.260a.

Gould writes of "the loan of this new species" from H.E.Strickland. Evidently there was only the one specimen available, further discussed by Salvin (1882:54). It is listed by Lynes (1930:622) as the "type" of *C. c. campestris*. He also points out (1930:644) that *C. magna* was a subsequent unexplained alteration of name by Gould. The type locality of *campestris* has been restricted to Durban (Clancey 1980).

[Of two specimens, 27/Syl/23/gg/2,3, of the species *Cisticola subruficapilla* (Smith), P11:99, no. 2 is marked in the handwriting of Selby "South Africa Dr Smith", -no. 3 in that of Swainson "South Africa Dr S". Both have been compared with material in the BMNH, including the syntype of *Drymoica subruficapilla* Smith listed by Warren and Harrison (1971:540). No. 2 is immature, and indeterminate as to subspecies, although from the boldness of the streaking of the upperparts it belongs either to the nominate form or to *C. s. jamesi* Lynes. Cf. White (Occ. Papers Nat. Mus. S. Rhod. 3(26B), 1962:665), no. 3 is assignable to *C. s. namaqua* Lynes; the streaking of the upperparts reduced, spotting on the underparts almost lacking. No. 2 appears to be a female, wing 52 mm, no. 3 a male, wing 55 mm; compare with figures in Lynes (1930:214).]

*Drymoica levaillantii* A. Smith (Ill. Zool. S. Afr., Aves, 1842: pl.73 (fig. 2), with text

= *Cisticola tinniens tinniens* (Lichtenstein). 27/Syl/23/ii/2-4.

P11:105

Syntypes: (♀ ♀, winter dress), South Africa, Dr Smith.

The last two particulars are from the labels in the handwriting of Selby. The illustration is indicated to be of a male, Smith commenting in his text that the female is "not so deep" in colour. In fact the Selby specimens agree closely in colour with the male syntype in the BMNH listed by Warren and Harrison (1971:302), doubtless the specimen previously listed as "TYPE" by Lynes (1930:643) – male in winter dress, wing 56 mm. The Selby specimens are also in winter dress: wing 50, 52, 52 mm, hence sexing as above. Despite the sexual difference in colour claimed by Smith, they are assumed to be syntypes.

*Suya criniger* Hodgson.

Appendix 1. P11:130

*Drymoica ocularius* A. Smith (Ill. Zool. S. Afr., Aves, 1843: pl. 75 (fig. 1), with text)

= *Prinia pectoralis ocellaria* (Smith). 27/Syl/65/s/1.

P11:152

Holotype: unsexed, South Africa, Dr Smith.

The last two particulars from a label in the handwriting of Selby. Smith (S. Afr. Comm. Advert. 4, 1829:213; repeated by Macdonald and Grant, Ann. Trans. Mus. 22(2), 1953: 201) gives *Malcorus pectoralis* as inhabiting "the Karroo country, to the north of the Oliphant's River", i.e. to the north of 31°40'S, 18°27'E (Phillips' Libr. Atlas, 9th ed., 1967: index, 57), and (*loc. cit. supra*, 1843) *D. ocularius* "the northern districts of the Cape Colony, and between those districts and the tropic of Capricorn". No comparison is made in this later reference to the earlier one, but the plate does suggest a relatively pale bird, and the text that it is more northerly in distribution. The UMZC specimen agrees reasonably well both with the bird figured (1843) and with the description in the

accompanying text, particularly in having chin and throat "white", breast "broccoli-brown". As in the plate, too, there is only a narrow chest band. In the absence of any evidence to the contrary, it is assumed to be the specimen used by Smith (1843). Compared with the only Smith specimen of the species in the BMNH, the type of *M. pectoralis*, it is immediately distinguishable by having the upperparts altogether paler. Thus, *contra* Macdonald and Grant (*op. cit.*: 203) and Warren and Harrison (1971:423, under *M. pectoralis*), it does not appear that *D. ocularius* is a synonym of *M. pectoralis*. Clancey (Bull. Brit. Orn. Club, 1960:16) also supports recognition of both Smith's names, recommending Kuruman as restricted type locality for *ocularia*. The UMZC specimen has also been compared with the syntype of *Spiloptila malopensis* Sharpe (cf. Warren and Harrison, 1971:327), with which it agrees closely in general colour. There is no mention of any specimen of the species collected by Smith, by Stone (1899), Stenhouse (1930b) or Schauensee (1957). In a lack of evidence to the contrary, the UMZC specimen is assumed to be the holotype. It has wing 51, tail 72, culmen (from skull) 11.5 mm.

*Drymoeca flavida* Strickland (Contr. Orn., 1852:148) P11:163  
= *Apalis flavida flavida* (Strickland). 27/Syl/7/d/1.

Holotype: (♀), Damaraland (*sic*), 1852, C.J. Andersson; Strickl. no. 282a.

Also marked by Strickland with his name as above. Apparently he had only this one female specimen. Examined by Roberts (1936a:265). See Lawson (Durban Mus. Novit. 6(9), 1961:122), the type locality would appear to be on the Okavango River, in northern Botswana. Andersson (in Gurney, 1872:96) states that he never found the species in Damaraland.

*Platystera longipis* (*sic*) Swainson (Nat. Libr. Orn. 10, Flycatch., 1838:185, pl.21)P11:172  
= *Stenostira scita saturator* (Lawson). 27/Mus/50/a/1.

Holotype: (♀), South Africa, Dr S(mith).

Also marked by Swainson "Platysteira longipes" (*sic*). He (*op. cit.*) does not indicate what material he had, but presumably only this one specimen. He also refers to Le Mignard Levillant (Ois. d'Afr. 4, 1805: pl. 154), this name also endorsed on the label of the specimen. However, Swainson provides his own description and illustration, so that his specimen is not a syntype with the two illustrated by Levillant; *contra*, for example, the case of *Phyllastrephus terrestris* above, P9:265. It has wing 48, tail 48 mm; hence sexing as above, from Lawson (Durban Mus. Novit. 6(18), 1962:216–220). No subspecies are recognised by Howard and Moore (1980), although Lawson, likewise Clancey (1980:204), give three. The Swainson specimen seems nearest *S. s. saturator* Lawson, since it has upperparts brownish olive, not grey as in the female of nominate *scita*.

*Orthotomus patia* Hodgson. Appendix 1. P11:178

*Erythrostera brunneicauda* A. Newton (Proc. Zool. Soc. Lond., 1863:180) P11:206  
= *Newtonia brunneicauda brunneicauda* (Newton). 27/Mus/37/c/1,2.

Syntypes: 2 ♀ ♀, Fenerive, Madagascar, 16 Sep 1862, G.E. Maule, 18 Sep 1862, E. Newton. See also E. Newton (Ibis, 1863: 333, 347). Evidently only these two specimens were available. Fenerive is in the lowlying eastern littoral at 17°25'S, 49°30'E. Wing 52, 53 mm,

thus smaller than *N. b. monticola* Salomonsen. Among four more specimens in the UMZC, one is marked "Madagascar", ex E. Fairmain 1867, and annotated by A. Newton "Pratincola arborea . . . type of his supposed new species". Although Sharpe (Cat. birds Brit. Mus. 4, 1879:148) quotes two references to this name (Gray, Handlist birds 1, 1869:228, no. 3280; Sharpe, Proc. Zool. Soc. Lond., 1870:392), neither is accompanied by any description, and *P. arborea* would appear to be a *nomen nudum*.

*Crateropus oriolides* (sic) Swainson (Birds West. Afr. 1, 1837:280, pl. 31) P11:218  
= *Hypergerus atriceps* (Lesson). 27/Syl/42/a/3,4.

Syntypes: (♀, ♀), Senegal (no. 3 only).

No. 3 also marked by Swainson "*Crateropus orioloides* (sic)"; no. 4 only with a UMZC label printed "Swainson Collection". No. 3, wing 82, tail 87 mm. No. 4, both wings "stripped", not measurable (Clancey, 1967:481), tail 83 mm. Sexed on measurements, from Bannerman (4, 1936:102). Both apparently are fully adult. There is a footnote in Swainson (*loc. cit.*), initialled "W.J.", i.e. by Jardine, indicating that he had received at least one specimen from southern Africa, from Dr Smith. Clearly Jardine was under a misapprehension. There is no Jardine specimen in the UMZC, and of the four listed in Anon. (1886:131, as *C. orioloides*) none is shown as from that region, whence the species is absent.

*Hyliota flavigaster* Swainson (Birds West. Afr. 2, 1837:47; Nat. Libr. Orn. 10, Flycatch., 1838:228, pl. 28. ♀) P11:219

= *Hyliota flavigaster flavigaster* Swainson. 27/Mus/21/b/4.

Syntype: ♀, Senegal.

Also marked by Swainson with his name as above; wing 68, tail 42 mm. The male, which he also describes, is not in the UMZC. *Hyliota* is correctly placed by Howard and Moore (1980) as a sylviid, as originally proposed by Traylor (Ibis, 1970:365).

*Sylvia brevirostris* Strickland (Proc. Zool. Soc. Lond., 1837:98) P11:229

= *Phylloscopus collybita brevirostris* (Strickland). 27/Syl/63/e/1.

Holotype: ♂; Smyrna, 22 Nov 1835, H.E. Strickland; Strickl. no. 221c.

Also marked by Strickland with his name as above; "the type" (Salvin, 1882:47). This specimen is claimed by Watson (Ibis, 1962:347–352) to represent a species distinct from *collybita*, closest to the form *lorenzii* in structure and pattern, but approaching *P. c. abietinus* (Nilsson) in pigmentation.

*Parisoma rufiventer* Swainson (Class. birds 2, 1837:247) P11:270

= *Parisoma subcaeruleum subcaeruleum* (Vieillot). 27/Syl/60/e/5.

Syntype: unsexed.

Only with a UMZC label marked "Parisoma rufiventer" (not by Swainson). Swainson (in Swainson and Richardson, Fauna Bor. Amer. 2, 1832:490) erected as a subgenus *Parisoma*, with type species Le Grignet Levaillant (Ois. d'Afr. 3, 1802: pl. 126, fig. 1). Swainson (*op. cit.*, 1837) repeated his recognition of *Parisoma*, introducing as supporting species *P. rufiventer*, with a reference again to Levaillant. In neither reference does Swainson give any details of the plumage, but he does give structural ones which show that he must



have had a specimen before him, presumably the above one. This case is similar to that of *Bradypterus platyurus* above, P11:20, and the Swainson specimen may be regarded as a syntype with the one used by Levaillant for his plate. Fig. 2 in Levaillant's plate was taken from an albinistic individual, only retaining the rufous under tail-coverts.

*Curruca heineken* Jardine (Edinburgh Journ. Nat. Geogr. Sci. **1**, 1830:243) P11:271  
= *Sylvia atricapilla heineken* (Jardine). 27/Syl/83/b/1,2.

Syntypes: (♂), ♀, Madeira, ex W.T. Carruthers; Jardine nos 3163, 3165.

The male also marked by Jardine with his name as above, the female "Curruca atricapilla". In Jardine's diagnosis there is a query against the female. Nevertheless, evidently this specimen was also before him, and so has type status too. The male is illustrated in Jardine and Selby (**6**, 1830: pl. 94), as is also that of *S. a. atricapilla* (Linnaeus). In the accompanying text Jardine's diagnosis of *heineken* is repeated, and the discussion expanded. It is apparent from both references that, although Carruthers's name appears on the labels, he merely brought the specimens to Jardine, and that they were actually collected by Dr Heineken. Bannerman (Birds Atlant. Is. **1**, 1963:216) prefers to use *S. a. obscura* Tschusi, 1901, because Jardine's male is aberrant. But on grounds of priority *heineken* should be used.

*Melasoma edolioides* Swainson (Birds West. Afr. **1**, 1837:257, pl. 29) P11:304  
= *Melaenornis edolioides edolioides* (Swainson). 27/Mus/26/d/1.

Syntype: unsexed, Senegal.

Also marked by Swainson with his name as above. Wing 98, tail 101 mm. He examined two further specimens, but they are not in the UMZC.

*Muscicapa thalassina* Swainson (Nat. Libr. Orn. **10**, Flycatch., 1838:252, pl. 25) P11:322  
= *Muscicapa thalassina thalassina* (Swainson). 27/Mus/16/e/6.

Holotype: (♀), India.

Also marked by Swainson with his name as above. He does not indicate what material he had, but it is presumed only this one specimen. Wing 79, tail 63 mm; hence sexing, from Ali and Ripley (**7**, 1972:198). Unlike *M. ruficauda* below, there is no need to question India as the provenance, since the subspecific assignation accords with this.

[*Humblotia flavirostris* Milne-Edwards and Oustalet. Appendix 2. P11:334]

*Muscicapa picata* Swainson (Nat. Libr. Orn. **10**, Flycatch., 1838:254) P11:337  
= *Ficedula albicollis albicollis* (Temminck). 27/Mus/17/a/2.

Holotype: (♂), Senegal, Ward.

Also marked by Swainson with his name as above. He does not indicate what material he had, but presumably only this one specimen. Howard and Moore (1980) regard *F. albicollis* as monotypic. On the other hand, Vaurie (1959:318) regards *semitorquata* (Homeyer) as a subspecies of *albicollis*, not of *hypoleuca*, and may be the more correct. Cf. Vaurie, the Swainson specimen lacks the vague nuchal band, and therefore ostensibly belongs with *F. a. semitorquata*. In Senegal, however, one would expect *F. a. albicollis*, of which the specimen is perhaps an atypical example. Another Swainson specimen, 27/Mus/

17/k/5, an apparent female of *F. hypoleuca* subsp., is marked by him “*Muscicapa parvirostris* Sw”, apparently a mere MS name.

*Siphia strophinata* Hodgson.

Appendix 1. P11:341

*Muscicapa leucura* Swainson (Nat. Libr. Orn. **10**, Flycatch., 1838:253)  
= *Ficedula parva albicilla* (Pallas). 27/Mus/17/p/4.

P11:342

Holotype: (♀), India.

Also marked by Swainson with his name as above. He does not indicate what material he had, but it is presumed only this one specimen.

*Niltava sundara* Hodgson.

Appendix 1. P11:358

*Muscicapa ruficauda* Swainson (Nat. Libr. Orn. **10**, Flycatch., 1838:251)  
= *Niltava unicolor harterti* (Robinson and Kinnear). 27/Mus/31/pp/1.

P11:364

Holotype: (♀), India (?).

Also marked by Swainson with his name as above. He writes of “this specimen” (singular). Swainson’s name is in current general use, yet the specimen is undoubtedly a female of the species *N. unicolor* (Blyth), this specific name no less widely recognised. Parenthetically, the relatively bright rufous brown of the tail and upper tail-coverts suggests that the specimen may belong with *N. unicolor harterti*, in which case Swainson’s “India” is incorrect. Of much greater importance, however, is the problem of the use of the name *ruficauda*. This is discussed by Benson (Bull. Zool. Nomencl. **36**(3), 1979:180–186), and application made to the International Commission on Zoological Nomenclature for the setting aside of the above cited holotype, and that specimen “a” cited by Sharpe (Cat. birds Brit. Mus. **4**, 1879:457), the first author to have provided an unequivocal description of *ruficauda* as now generally accepted, be designated as neotype of *M. ruficauda* Swainson.

*Niltava brevipes* Hodgson.

Appendix 1. P11:364

*Platystera (sic) lobata* Swainson (Birds West. Afr. **2**, 1837:49; Nat. Libr. Orn. **10**, Flycatch., 1838:187, pl. 22)

P11:386

= *Platysteira cyanea cyanea* (P.L.S. Müller). 27/Mus/43/e/1,2.

Syntypes: (♂), (♀), West Africa.

Both also marked by Swainson with his name as above, but with generic spelling “*Platysteira*”. Of two females, 27/Mus/43/e/8,9, ex Jardine, no. 8 (Jardine no. 4567b) bears no certain data, but was probably used by Jardine and Selby (**1**, 1827: pl. 9, fig. 2, with text) in illustrating their *Platyrrhynchus desmaresti*. No. 9 (Jardine no. 4567a) is marked “River Gambia. 1827. Dr W. Ferguson”, and appears to be the specimen mentioned by the same authors (7, 1830: addenda, 2) in establishing the genus *Platysteira*.

[From Sharpe (Cat. birds Brit. Mus. **4**, 1879: 296), it might be supposed that *Malurus brownii*, P11:395, which he places as a synonym of *M. m. melanocephalus* Vigors and Horsfield, had been introduced by Jardine and Selby (**5** (pt. 2), 1829: pl. 72, fig. 1, with text). In fact Vigors and Horsfield (Trans. Linn. Soc. **15**, 1827:223), immediately following

their description of *melanocephalus*, are responsible. Jardine and Selby refer back to Vigors and Horsfield, correctly considering *melanocephalus* and *brownii* to be the same. The former has page priority. The single specimen (male) which Jardine and Selby had available is evidently 27/Syl/48/j/2. It bears a UMZC label printed "Deposited by the Trustees of P.J. Selby", but also a label marked apparently by Jardine "Nov. Holl. (= Australia) 1827".]

*Praticola (sic) anthoides* Swainson (Anim. in Menag., 1838:343) P11:427  
 = *Calamanthus fuliginosus* (Vigors and Horsfield). 27/Syl/14/b/1.  
 Holotype: unsexed, Australia (sic).

Also marked by Swainson with his name as above. There is no indication that he had more than this one specimen. Although it is marked "Australia", Swainson (*op. cit.*) writes "inhabits Tasmania". It was found to agree best with five Tasmanian specimens in the BMNH. Wing 56, tail 52 mm.

*Acanthiza albifrons* Jardine and Selby (Ill. Orn. 4, 1828: pl. 56, fig. 1, with text) P11:461  
 = *Ephthianura albifrons albifrons* (Jardine and Selby). 27/Syl/30/a/4.  
 Syntype: (♂), Nov. Holl. (= Australia), 1827, Harper.

Also bears a UMZC label printed "Deposited by the Trustees of P.J. Selby", but another label marked apparently by Jardine with his and Selby's name and the other data as above. They also had a female and other specimens considered to be young males, but the above specimen may be the only one still extant. It has wing 69, tail 40 mm.

*Myiagra longicauda* Swainson (Nat. Libr. Orn. 10, Flycatch., 1838:210, pl. 25) P11:467  
 = *Elminia longicauda longicauda* (Swainson). 27/Mus/53/e/3.  
 Holotype: unsexed, Australia (!).

Also marked by Swainson with his name as above. He (*op. cit.*) does not indicate what material he had, but it is presumed only this one specimen. He states "it was formerly in Bullock's museum, and stated to come from New Holland". See under *Dasycephala syndactyla* (above, P9:273), it may well have emanated from Sierra Leone, usually cited as the type locality. It has wing 68, tail 84 mm.

*Muscipeta melanogasta* Swainson (Birds West. Afr. 2, 1837:55) P11:483  
 = *Terpsiphone viridis viridis* (P.L.S. Müller). 27/Mus/51/1/7-10.  
 Syntypes: (♂♂), Senegambia (no. 9 only)

All four with a UMZC label printed "Swainson Collection", but only no. 9 with any original Swainson data. It is also marked by him "rufiventer Sw.", but this is entirely contrary to the description and illustration (Swainson, *op. cit.*: 53 and pl. 4), and still in general recognition as a full species. All four specimens are in a chestnut phase, wing 85-89, middle tail feathers 153 (one specimen), 230+ mm (the other three): cf. Bannerman (4, 1936: 295-296). There is no Swainson specimen of either *T. rufiventer* (Swainson) or *T. perspicillata* (Swainson, *op. cit.*: 60) in the UMZC; nor of any of the four forms described by him immediately following *perspicillata*, based also on Levaillant (Ois. d'Afr. 3, 1802: pls 147-150). Indeed, the four syntypes of *melanogasta* are the only Swainson specimens in the UMZC of the species currently known as *T. viridis*.

[*Terpsiphone mutata comoroensis* Milne-Edwards and Oustalet. Appendix 2. P11:491]

*Tchitrea vulpina* E. Newton (Proc. Zool. Soc. Lond., 1877:298, pl. 33, fig. 2) P11:491  
= *Terpsiphone mutata vulpina* (Newton). 27/Mus/51/h/20–23.

Syntypes: 2♂♂, 2♀♀, Johanna (Anjouan, Comoro Islands), 1876, C.E. Bewsher.  
Newton had two more males. See under *Turtur comorensis* above, P3:91, they are shown in Count Turati's MS catalogue, both marked "TYP". Both were destroyed during a bombing raid on Milan in 1943. By an indubitable oversight, Howard and Moore (1980) list *T. mutata* as monotypic. Benson (1971a), for example, recognises five subspecies, of which *vulpina* is unquestionably valid.

*Tchitrea corvina* E. Newton (Proc. Zool. Soc. Lond., 1867:345; also Ibis, 1867:349, pl. 4) P11:491  
= *Terpsiphone corvina* (Newton). 27/Mus/51/f/1–5.

Syntypes: 4♂♂, ♀, Praslin Island, Seychelles Archipelago, 7–14 Feb 1867, E. Newton.  
One of the males is referred to as juvenile, but in colour does not differ from the single female above. It has wing 82, tail 84, culmen (from skull) 21 mm. These figures are included under Praslin females by Benson (1971a:59).

[*Chasiempis sandwichensis gayi* Wilson (Proc. Zool. Soc. Lond., 1891:165), P11:492, is represented by 11 specimens, 27/Mus/7/b/1–11; two ex Jardine, nine collected by R.C.L. Perkins in 1892–96. Despite the considerable representation of Scott B. Wilson material from the Hawaiian Islands in the UMZC, all that of this particular form appears to be in the BMNH (Warren and Harrison, 1971:205).]

[*Clytorhynchus vitiensis compressirostris* (Layard, Ibis, 1876:153), P11:497, is represented by a single specimen, 27/Mus/8/d/1, from Kandavu, Fiji Islands, 16 Aug 1875, collector A. von Hügel. Layard (*op. cit.*) mentions "several collectors of birds now in Fiji", but was apparently unaware of this particular specimen. The holotype is in the BMNH (Warren and Harrison, 1971:126). There are two further specimens therein, collected by Kleinschmidt on Kandavu, 31 May and Sep 1876; reg. nos 77.11.17.8, 9. Watling (1978:95) also draws attention to a specimen of the rarely collected *C. v. heinei* (Finsch and Hartlaub) in the UMZC. It was collected on Tongatapu, 1 May 1889, by J.J. Lister; 27/Mus/8/d/6.]

*Muscipeta carinata* Swainson (Zool. Ill. 1(3), 1823: pl. 147, with text) P11:505  
= *Monarcha melanopsis* (Vieillot). 27/Mus/29/v/7.

Syntype: unsexed (ad.), New Holland (= Australia).  
Also marked by Swainson with his name as above. Salvin (1882:136) notes that *melanopsis* antedates *carinata*. Vieillot's name appears to have been published in 1818 (as in Mayr, List of New Guinea birds, 1941:134). Swainson was apparently unaware of it. He was the first to use *carinata*, being followed by Vigors and Horsfield (Trans. Linn. Soc. 15, 1827: 255). He had in all three specimens, but only this one has been found.

*Leucocirca laticauda* Swainson (Nat. Libr. Orn. 10, Flycatch., 1838:130, pl. 11) P11:537  
= *Rhipidura leucophrys leucophrys* (Latham). 27/Mus/48/u/2,6.

Syntypes: unsexed, India (!) or Australia.  
Both with a UMZC label printed "Swainson Collection". No. 2 bears an earlier label also marked by Swainson "*Leucocirca nigricauda* Sw", with "locality" as above. Swainson

(*op. cit.*) states that he had two specimens, and despite the nomenclatorial discrepancy (“nigricauda”, not “laticauda”), it is assumed that these are the two. Wing 101, 103; tail 109 (both) mm.

*Petroica bicolor* Swainson (Zool. Ill. **2**, 1831: pl. 43, with text) P11:566

= *Petroica cucullata cucullata* (Latham). 27/Mus/41/d/5.

Holotype: (♂).

Bears a UMZC label printed “Swainson Collection”, but an original Swainson type of label is blank. Swainson was apparently unaware of *Grallina bicolor* Vigors and Horsfield (Trans. Linn. Soc. **15**, 1827:233), the holotype of which is in the BMNH (Warren and Harrison, 1971:66). The appropriateness of *bicolor* for the pied male of this species is obvious. Sharpe (Cat. birds Brit. Mus. **4**, 1879:173) preferred Vigors and Horsfield’s name to Latham’s *cucullata*. According to his text, Swainson had before him a single specimen, collected by A. Cunningham, “North of Liverpool Plains”, New South Wales.

*Eopsaltria flavicollis* Swainson (Class. birds **2**, 1837:250) P11:572

= *Eopsaltria australis australis* (White). 27/Mus/14/a/2,6.

Syntypes: unsexed, van Diemen’s Land (= Tasmania, no. 2 only).

Both with a UMZC label printed “Swainson Collection”; no. 2 with an original Swainson label marked by him with his name as above and “Yellow-breasted Thrush of Lewin pl. 23”. From his diagnosis of the genus *Eopsaltria*, it is clear that Swainson had at least one specimen before him, and presumably both the above two. Plainly, Lewin (Birds New South Wales, 1823: pl. 23, with text, as “yellow-breasted Thrush”) would have been insufficient for his purpose. In fact the type species name *flavicollis* is merely a replacement proposed without reference to the commonly accepted *australis*, already used by Swainson himself (in Swainson and Richardson, Fauna Bor.-Amer. **2**, 1832:492), and in which *Eopsaltria* was originally proposed (Lewin’s plate is referred to in this first diagnosis too). The species is unknown in Tasmania, and the two specimens are probably from southern New South Wales: wing 87, 88, tail 66, 68 mm.

[A Swainson specimen of *Pachycephala o. olivacea* Vigors and Horsfield, P12:10, 27/Mus(P)/7/n/1, is marked by him “G. Pachycephala Sw fusca (Type) Australia”. In fact it agrees closely in colour with the specimen in the BMNH listed as the holotype (adult male) of *P. olivacea* by Warren and Harrison (1971: 403), although Vigors and Horsfield do not specify what material they had or make any comment on the sex. Both specimens appear in fact to be females, lacking any greyish on the head or breast. There is no indication on Swainson’s label that he acquired the specimen from Horsfield, and it cannot be claimed as a possible syntype. Furthermore, Vigors and Horsfield give “longitudo corpus”  $7\frac{7}{10}$  in. (= 195 mm). A figure of 190 mm was actually obtained, as against 230 mm for the UMZC (Swainson) specimen. Despite this marked discrepancy, the latter has wing 98, tail 95, as against 101, 97 mm in the holotype, thus indicating little difference in size.]

*Colluricincla strigata* Swainson (Anim. in Menag., 1838(1837):283) P12:43

= *Colluricincla harmonica strigata* Swainson. 27/Mus(P)/1/b/12.

Holotype, unsexed, Van Diemen’s Land (= Tasmania), Mr Winter.

Also marked by Swainson with his name as above, also “Grey Woodpecker of the colonists”. He gives the total length as  $8\frac{1}{2}$  in., whereas the specimen measures nearer 10

in. Also, above it is "ferruginous", only the rump and tail "pure cinereous"; while the bill is now not "deep black", but dark sepia, keel of mandible paler. Nevertheless this is assumed to have been the specimen used by Swainson (he gives no indication that he had more than the one). It shows a dark line down the shaft of each feather of the underparts, except those of the lower abdomen; also (correctly) "stripe above the eye, and round the ear, ferruginous". Wing 120, tail 105, culmen (from skull) 31 + mm (tip broken).

*Colluricincla rectirostris* Jardine and Selby (Ill. Orn., n.s., 4, 1839: pl. 31, with text) = *Colluricincla harmonica strigata* Swainson. 27/Mus(P)/1/b/13. P12:43

Holotype, unsexed, V.D.L. (=van Diemen's Land, i.e., Tasmania), P. Forster.

Bears a UMZC label printed "Deposited by the Trustees of P.J. Selby". An earlier label is marked by Selby "Colluricincla cinerea Vig. et Horsf", with the specific name deleted, and an endorsement on the reverse "Nov. Spec". Jardine and Selby mention only the one specimen. The differences between it and four other Jardine or Selby specimens in the UMZC are basically as they indicate in differentiating *rectirostris* from *cinerea* (= *C. h. harmonica*). In the former in particular, the white throat and abdomen, and long compressed, bill, are easily apparent. It shows no sign of the shaft-streaks, conspicuous in the Swainson holotype (see above). Measurements of the single *rectirostris*: wing 129, tail 105, culmen (from skull) 34.5 mm. Jardine and Selby make no reference to *strigata*. Indeed, Sharpe (Cat. birds Brit. Mus. 3, 1877:291) implies that *rectirostris* is the earlier of the two. With regard to the four Jardine/ Selby specimens assigned by them to *C. cinerea*, they (5, 1829: pl. 71, with text) were aware that this name had been used earlier by Vigors and Horsfield (Trans. Linn. Soc. 15, 1827:214). There is also a Swainson specimen, 27/Mus(P)/1/b/8, marked by him "Colluricincla cinerea Vig. Lin. Tr. xv p. 214 Tasmania", but "New South Wales" might be more correct, since it agrees with nominate *harmonica* rather than *strigata*.

*Aegithalus smithii* Jardine (Edinburgh Journ. Nat. Geogr. Sci. 3, 1831:212) P12:68  
= *Anthoscopus minutus minutus* (Shaw and Nodder). 27/Pari/2/c/2.

Holotype, unsexed, South Africa, Dr Smith

Bears a UMZC label printed "Deposited by Trustees of P.J. Selby"; marked by Selby himself "Aegithalus smithii Jard. & Selby". This specimen has been compared with material in the BMNH, and unquestionably belongs with *A. m. minutus*, not *damarensis* Reichenow. Jardine makes no mention of more than one specimen, which is apparently from Veloren Vley, Cape Province, ca 32°40'S, 18°40'E (Macdonald, Bull. Brit. Orn. Cl., 1952:48). Jardine and Selby (8, 1831: pl. 113, fig. 1, with text) again describe (and illustrate) *A. smithii*, likewise without mention of more than the one specimen, which in the meantime had evidently come into the hands of Selby for use in the plate.

*Parus leucopterus* Swainson (Birds West. Afr. 2, 1837:42) P12:101  
= *Parus leucomelas guineensis* Shelley. 27/Pari/6/x/4.

Syntype, unsexed, S. of W. Africa.

Also marked by Swainson with his name as above. He refers to two specimens, but only the one is available. Shelley (Birds Afr. 2, 1900:229) thought that Swainson had re-described southern African *P. niger* Vieillot, as did evidently Swainson himself, even

though he was using specimens said to be from Senegal. But according to both Swainson's description and as borne out by the syntype cited above, the tail (and the under tail-coverts), unlike in *niger*, are wholly black, with no sign of white. The syntype has wing 80, tail 66 mm, within the range of measurements for *guineensis* by Bannerman (6, 1948: 4). This name is now in general use, and *leucopterus* seems to have been last used by Gadow (Cat. birds Brit. Mus. 8, 1883:7).

*Parus atriceps* Horsfield (Trans. Linn. Soc. 13, 1821:160) P12:107  
= *Parus major cinereus* Vieillot. 27/Pari/6/aa/23.

Holotype, unsexed, Java, Horsfield.

Also marked by Swainson with Horsfield's name as above. Horsfield gives no indication of having had more than the one specimen, and no type material is listed by Warren and Harrison (1971, 1973). In very worn dress. Wing 63, tail 52 mm.

*Parus ombriosus* Meade-Waldo (Ann. Mag. Nat. Hist. 6(5), 1890:103) P12:115  
= *Parus caeruleus ombriosus* Meade-Waldo. 27/Pari/6/h/13.

Syntype, ♂, El Pinal, Hierro, 24 Feb 1889, E.G. Meade-Waldo.

Meade-Waldo's description is in the form of a letter to the editors, dated 1 Dec 1889, from an address in Tenerife. There are other syntypes in the BMNH (Warren and Harrison, 1971:405). The date "22 Nov 1899" which they cite should doubtless read "22 Nov 1889".

*Parus palmensis* Meade-Waldo (Ann. Mag. Nat. Hist. 6(3), 1889:490) P12:115  
= *Parus caeruleus palmensis* Meade-Waldo. 27/Pari/6/h/12.

Syntype, ♂, Punta Gorda, La Palma, 17 Apr 1889, E.G. Meade-Waldo.

As with *P. ombriosus*, the description is in the form of a letter, from Tenerife, 23 Apr 1889. There are other syntypes in the BMNH.

*Parus sultaneus* Hodgson. Appendix 1. P12:122

*Hypherpes corallirostris* A. Newton (Proc. Zool. Soc. Lond., 1863:85, pl. 13) P12:124  
= *Hypositta corallirostris* (Newton). 27/Hyp/1/a/1.

Holotype, ♂, Chasmanna, 2 Oct 1862, E. Newton. See also E. Newton (Ibis, 1863:342), only this one specimen was available. It is not fully adult (Benson *et al.*, 1976-77:64). Chasmanna is virtually the same as Tamatave (Benson, Bull. Brit. Orn. Cl., 1974:56), at 18°02'S, 49°25'E.

*Sitta himalayensis* Jardine and Selby (Ill. Orn. 3, pt. 10 1835: pl. 144, with text) P12:134  
= *Sitta himalayensis* Jardine and Selby. 27/Sit/5/h/4.

Syntype, unsexed.

Only with a UMZC label printed "Deposited by the Trustees of P.J. Selby". Wing 74, tail 37, culmen (from skull) 18 mm. There is another syntype, ex Jardine, in the BMNH (Warren and Harrison, 1971:238). The next taxon is a synonym of this one.

*Sitta nipalensis* Hodgson. Appendix 1, and immediately above.

P12:134

*Dendrophila flavipes* Swainson (Anim. in Menag., 1838:323)  
= *Sitta azurea nigriventer* (Robinson and Kloss). 27/Sit/5/a/1.

P12:144

Holotype, unsexed, India (!), Sale.

Also marked by Swainson with his name as above. "India" is an obvious error, "Sale" presumably the collector. The specimen has been compared in the BMNH with seven from western Java (*nigriventer*) and three from eastern Java (n nominate), and belongs with the former. It tallies with Swainson's description in having the belly deep black. Not mentioned by him, the white of the upper abdomen (but not of the throat) is washed buffy. Apart from its mention by Gadow (Cat. birds Brit. Mus. 8, 1883:357), Swainson's name has probably never been used since 1838.

[A Strickland specimen of *Climacteris rufa* Gould, P12:164, 27/Sit/1/f/1, Strickl. no. 344a, is marked by him as obtained from A. Strickland, 1850. There is an apparently earlier label marked "Female March 30 1839 near Perth Western Australia", and on the reverse "New species Irides reddish brown". The handwriting is not known,<sup>1</sup> but is very probably that of Gould's collector, John Gilbert, who arrived at Fremantle, Western Australia, on 6 Mar 1839, remaining in that region until 1841 (Whittell 1, 1954:93). Two specimens (male and female) of *C. rufa* collected by Gilbert are referred to by Whittell (Emu 41, 1941:119), and it is these which were evidently used by Gould for his description, and are now in the ANSP (Schauensee, 1957:195–196). Another specimen collected by Gilbert in Oct 1842 is referred to by Whittell (Emu 41, 1942:232). So far as it is possible to ascertain from the accompanying plate (no. 31), the style of label and handwriting are the same as on the UMZC specimen. The handwriting on the latter seems also to agree with Gilbert's signature, see Whittell (1, 1954: pl. 20). Gould gives no indication what material he had, except that he had both sexes. There is no evidence that the UMZC specimen was used by him, although this is not impossible, and it might have been the first specimen collected by Gilbert. The sexing as a female appears to be correct. Salvin (1882: xiii, 70) was justified in indicating that Strickland received the specimen from his cousin Arthur, not his brother Algernon, since the latter had died in 1835. But how it came into Arthur's hands is unknown.]

[A specimen of *Climacteris l. leucophaea* (Latham), P12:165, an apparent female (with pale rufous spot on the cheek), 27/Sit/1/c/6, bears a UMZC label printed "Swainson Collection"; and an earlier label (not of Swainson type) marked in an unknown handwriting *inter alia* "Lesson et Garnot Port Jackson N. Holland", but endorsed by Swainson "Climasteris (sic) auricomis Sw". Swainson (Class. birds 2, 1837:319), in defining the genus *Climacteris* Temminck, merely quotes "C. auricomus Pl. Col. 281" as a supporting species, without any description. Fig. 2 in Temminck's plate 281 in his Planches Colorées is titled "Echelet grimpeur, mâle" (in fact it shows a female, not a male, of *C. leucophaea*). Port Jackson is part of Sydney, New South Wales. This specimen is no doubt from the Voyage of *La Coquille*: see also Whittell (1, 1954: 79–83), and *Ptilinopus purpuratus*, P3:29, above, *Anthornis melanura dumerillii*, P12:443, below, re Lesson and Garnot.]

<sup>1</sup> Dr C.T. Fisher confirms that the handwriting is in John Gilbert's hand.



*Nectarinia javanica* Horsfield (Trans. Linn. Soc. **13**, 1821:167) P12:211  
 = *Anthreptes malacensis malacensis* (Scopoli). 27/Nec/2/g/9.

Syntype, (♂), Java, Horsfield; ex Swainson.

Bears a Swainson type of label, marked by him as above; presumably used by Horsfield, along with three syntypes in the BMNH (Warren and Harrison, 1971:272). Swainson (Zool. Ill. **1**(3), 1823: pl. 21, with text), probably using the same specimen, prefers the generic name *Cinnyris*.

*Cinnyris chloronotus* Swainson (Birds West. Afr. **2**, 1837:136, pl. 16, ♂) P12:231  
 = *Nectarinia verticalis verticalis* (Latham). 27/Nec/5/ttt/5.

Syntype, (♀), Senegal.

Also marked by Swainson with his name as above, and "female? or different". Swainson (*op. cit.*) also thought that the female might represent another species. No Swainson male is available.

*Nectarinia calcostetha* Jardine (Nat. Libr. Orn. **13**, Sunbirds, 1843:263) P12:242  
 = *Nectarinia calcostetha* Jardine. 27/Nec/5/m/3.

Holotype, (♂); Jardine no. 5011.

Marked by Jardine "Authority for *N. calcostetha* N. Lib. p.263". Three further Jardine specimens, 27/Nec/5/m/1,2,4, his nos 5010, 5007, 5009, were collected much later, i.e. "Borneo 1860".

[*Cinnyris humbloti* Milne-Edwards and Oustalet. Appendix 2. P12:249]

*Nectarinia albiventris* Strickland (Contr. Orn., 1852:42, pl. 86, ♂, ♀) P12:251  
 = *Nectarinia venusta albiventris* Strickland. 27/Nec/5/rrr/1,2.

Syntypes, ♂, ♀, Ras Hassoun, 1851, J. Daubeny; Strickl. nos 791a,b.

Marked by Strickland with his name as above; "The types" (Salvin, 1882:165). Ras Hassoun (= Ras Hafun) is in present day coastal Somalia at 10°29'N, 51°20'E.

*Nectarinia anderssoni* Strickland (Contr. Orn., 1852:153) P12:252  
 = *Nectarinia talatala* (Smith). 27/Nec/5/ooo/2.

Holotype, (♂), Damaraland, 1852, C.J. Andersson; Strickl. no. 790b.

Marked by Strickland with his name as above; "the type" (Salvin, 1882:164), the correct number being 790b, not 790a. Strickland writes of "My specimen". Examined by Roberts (1936a: 264). *N. t. anderssoni* is sometimes considered a valid subspecies, as by Clancey (1980:258). The above specimen was probably from the Okavango River (Andersson, in Gurney, 1872:72).

*Cinnyris erythronotus* Swainson (Birds West. Afr. **2**, 1837:130, pl. 15, ♂) P12:261  
 = *Nectarinia cuprea cuprea* (Shaw). 27/Nec/5/u/1,4.

Syntypes, (♂♂), Senegambia, Rendall (no. 1 only).

No. 1 also marked by Swainson with his name as above; no. 4 only with a UMZC label printed "Swainson Collection". Both in full metallic dress.

[A Jardine male of *Nectarinia bifasciata microrhyncha* (Shelley), P12:264, or *N. b. strophium* (Clancey and Williams), 27/Nec/5/i/1, in full metallic dress, Jardine no. 5022, is marked by him "Nectarinia jardinii Zambesi 1865 Dr Meller". It is surely the specimen mentioned by Shelley (Monogr. Nect., 1876:219) as brought to the British Museum a few years previously by Jardine for identification. However, it would hardly seem justifiable to claim it as a syntype of *microrhyncha*, of which there are three in the BMNH (Warren and Harrison, 1971:351). The indication "N. jardinii" is incorrect, since *N. jardinei* (sic) was described by Verreaux (in Hartlaub, Syst. Orn. West Afr., 1857:47) from Gabon, and is a synonym of the nominate form. A further reason against claiming it as a syntype is that in wing and tail-lengths (particularly the latter) it agrees better with *strophium* than *microrhyncha*, cf. Clancey (Durban Mus. Novit. 12(1), 1979:17). It has wing 56, tail 40, culmen (from skull) 17.5 mm. The culmen measurement clearly distinguishes it from the nominate, thus see White (1963:77).]

*Cinnyris nipalensis* Hodgson. Appendix 1. P12:275

*Cinnyris saturata* Hodgson. Appendix 1. P12:277

The next taxon is a synonym of this one, having been described six years later.

*Nectarinia hodgsoni* Jardine (Nat. Libr. Orn. 13, Sunbirds, 1843:240, 269, pl. 28) P12:277  
= *Aethopyga saturata saturata* (Hodgson). 27/Nec/1/l/9.

Holotype, (♂), India (=Nepal), Hodgson (his no. 531); Jardine no. 4905.

Jardine states that he had only the one specimen. See also Warren and Harrison (1971:238) on the invalidity as type material of other specimens. This specimen would also appear to be a syntype of *Cinnyris saturata*, immediately above.

*Cinnyris miles* Hodgson. Appendix 1. P12:278

*Nectarinia lathamii* Jardine (Nat. Libr. Orn. 13, Sunbirds, 1843:233, 268) P12:280  
= *Aethopyga siparaja siparaja* (Raffles). 27/Nec/1/n/13.

Holotype, (♂); Jardine no. 4907.

Jardine (*op. cit.*) writes of a "specimen" from "Continental India". Presumably he was referring to the above one, in fact marked by him "Hab. uncertain", but also with his name as above and "Auth. for Nat. Libr. p.233". It is similar in colour to another Jardine male, 27/Nec/1/n/14, his no. 4906, marked "Borneo". It has wing 61, tail 43, culmen (from skull) 17 mm. Shelley (Monogr. Nect., 1878:59) thought that *lathamii* might apply to Malacca birds, and this cannot be disputed.

*Cinnyris magna* Hodgson. Appendix 1. P12:288

*Zosterops aureiloris* Ogilvie-Grant (Bull. Brit. Orn. Cl. 4, 1895:40) P12:299  
= *Zosterops nigrorum aureiloris* Ogilvie-Grant. 27/Zos/11/nn/2,3.

Syntypes, ♂, ♀, north Luzon, 12, 23 Nov 1894, J. Whitehead.

There are no further locality details on the labels, although of two syntypes in the BMNH one at least is marked "Barit, Abra District" (Warren and Harrison, 1971:44). Mees (Zool. Verhandl., Leiden 35, 1957:167) mentions yet others in the AMNH, and Berlin no. 33219.

*Zosterops luzonica* Ogilvie-Grant (Bull. Brit. Orn. Cl. 4, 1895:22) P12:300

= *Zosterops nigrorum luzonica* Ogilvie-Grant. 27/Zos/11/nn/1.

Syntype, ♂, South Luzon, 1 Sep 1894, J. Whitehead (no. 507).

Warren and Harrison (1971:314) accept two specimens in the BMNH as syntypes, but not the one therein claimed by Mees (Zool. Verhandl., Leiden 35, 1957:165). These three and the UMZC one all bear the same kind of buff-coloured label stamped on one side "J.W. South Luzon", on the other a handwritten collector's number, date and sex. Ogilvie-Grant (*op. cit.* and Ibis, 1895:453) gives no indication of what material he had, but in the absence of any evidence to the contrary it is presumed that at least all these four specimens were used. The two accepted as syntypes by Warren and Harrison bear an extra label each, apparently printed for use in the BMNH, giving details of locality, "Manitoe, Albay District". But this does not appear to enhance their status. In fact the one alluded to by Mees was registered in 1896, the accepted two not until 1897. Mayr (in Delacour and Mayr, Zoologica 30, 1945:116) mentions two "paratypes", without any detail, in the AMNH (cf. also Mees, *loc. cit. supra*).

*Zosterops natalis* Lister (Proc. Zool. Soc. Lond., 1889(1888):518, pl. 27) P12:310

= *Zosterops natalis* Lister. 27/Zos/11/mm/1-3.

Syntypes, ♂, 2♀ ♀, Flying Fish Cove, Christmas Island, Indian Ocean, 30 Sep 1887 (nos. 2, 3, ♀ ♀), 7 Oct 1887 (no. 1, ♂), J.J. Lister.

There are also three syntypes in the BMNH, and Tristram had another (Warren and Harrison, 1971:372). The latter is also listed by Tristram (1889:211). It should be in the MCML, but was destroyed by bombing in World War II (Wagstaffe, 1978:4; and Morgan therein: 2). There is one further specimen in the UMZC, collected by H.E. Durham, 1 Jan 1902.

*Zosterops aignani* Hartert (Nov. Zool. 6, 1899:210) P12:311

= *Zosterops griseotincta griseotincta* Gray. 27/Zos/11/v/1.

Syntype, ♂, St Aignan Island (= Misima), s.e. New Guinea, 17 Dec 1897, A.S. Meek (no. 1198).

Hartert does not designate a type, nor does he state how many specimens he had, although both males and females were used. Presumably the above one was among them. Later, Hartert (*ibid.*, 27, 1920:436) lists as type a male from St Aignan, 7 Dec 1897, Meek no. 1132, presumably now in the AMNH. Warren and Harrison (1971, 1973) make no mention of any type material, but there are four apparent syntypes in the BMNH, collected by Meek, Dec 1897. Despite Hartert's later action, it is presumed that the material originally used still retains syntype status.

*Sylvia annulosa* (var β) Swainson (Zool. Ill. 1(3), 1823: pl. 165, with text) P12:316

= *Zosterops lateralis* subsp. (= *Z. l. familiaris* Mees, below). 27/Zos/11/aa/5.

Holotype, unsexed, Australia.

Also marked by Swainson "Sylvicola annulosa Sw. (*Zosterops dorsalis* H & V)", and presumed to be the holotype, Swainson (*op. cit.*) writing of "this bird from New Holland". He thought it belonged to the same species as his *Sylvia annulosa*, without appendage (*Z. b. borbonica* below, P12:333). He does not mention the second name on the label in his

text, but see Mees (Zool. Verhandl., Leiden **102**, 1969:50), who lists (*Zosterops*) *dorsalis* Vigors and Horsfield in the synonymy of *Z. l. lateralis* (Latham). Benson (1971b) has discussed this specimen, and thought that it might belong with *Z. l. lateralis*, but overlooked Mees (*op. cit.*: 70–71), who indicates that Swainson's plate was taken from a specimen of *Z. l. familiaris* Mees, subsp. nov. Except that, as Mees points out, too much yellow is shown on the cheeks, the specimen agrees with the plate; particularly in the yellow throat and relatively pale buffish flanks, thus bearing out the characters of *familiaris*, not nominate *lateralis*. There cannot, of course be any question of resuscitating Swainson's name, if for no other reason but that *Sylvia annulosa*, without appendage (Swainson, *op. cit.*: pl. 164) has page priority.

*Chlorocharis squamiceps squamiceps* Hartert (Nov. Zool. **3**, 1896:70) P12:322  
= *Lophozosterops squamiceps squamiceps* (Hartert). 27/Zos/4/e/1.

Syntype, ♂, Bonthain Peak, 5,000 ft., Oct 1895, A. Everett.

Hartert does not designate a type, but writes of "A large series collected by Mr. Everett's men on Bonthain Peak in elevations of 6000 feet and above". Despite the altitudinal discrepancy, this specimen (from 5,000 ft) was presumably among them. Warren and Harrison (1971, 1973) make no mention of any type material. However, Mees (Zool. Verhandl., Leiden **102**, 1969: 186) mentions two syntypes in the BMNH, and there is a third, no. 1969.29.425. Hartert (*ibid.* **27**, 1920:437) lists a single specimen as type, a male from Bonthain Peak, Oct. 1895, A. Everett. This would now be in the AMNH, and may be the no. 701459 mentioned by Mees (*loc. cit.*). This case is similar to that of *Zosterops aignani* (above, P12:311), and it is presumed that the material originally used likewise still retains syntype status

[*Zosterops angasizae* Milne-Edwards and Oustalet. Appendix 2. P12:331]

*Sylvia annulosa* Swainson (Zool. Ill. **1**(3), 1823: pl. 164, with text) P12:333  
= *Zosterops virens capensis* Sundevall. 27/Zos/11/fff/5,10.

Syntypes, unsexed.

Each with a UMZC label printed "Swainson Collection", and marked "Zosterops capensis" (no. 5 also with a blank Swainson type of label). They were discussed by Benson (1971b), and considered to be *Z. v. capensis*. Some further comment is necessary. It should be stressed that Sclater's association (Ibis, 1911:280) of *annulosa* with *Z. m. maderaspatana* was based merely on Swainson's "description" (sic), specimens not being mentioned. Actually, Swainson's plate shows the flanks as unduly bright chestnut, and "dusky brown" as in the text applies better to both specimens. It can be re-affirmed that in colour they agree with material from the western Cape Province, not Madagascar: They measure respectively: wing 58, 59; tail 43+ (central feathers incomplete), 46; culmen (from skull) 14.5, 14.5 mm. The second tail length in particular agrees with those for *capensis* rather than for any form of *maderaspatana* except perhaps *voeltzkowi* of Europa, which in any case in colour is evidently very like the nominate form of Madagascar (Moreau, Bull. Brit. Mus., Nat. Hist., Zool. **4**, 1957:393): for figures, see Moreau (*op. cit.*: 426, 428) and Benson (Ibis **103b**, 1960: 88; Bull. Brit. Orn. Cl., 1969:26). However, despite the priority of *annulosa*, it is best to continue to recognise *capensis*. Sharpe (Cat. birds Brit. Mus. **9**,

1884:171) may have been the first to call Swainson's name into question, albeit without real justification. Despite Benson (1971b), there is no definite evidence that Sharpe saw Swainson's two specimens. Sharpe likewise lists dubiously *Z. flavigula* Swainson (Anim. in Menag., 1838:294, under *Z. pallida*). This is merely a substitute name for *annulosa*, see Swainson's footnote. The most recent usage of *annulosa* seems to be by Roberts (1924:178; 1936b:310), but (Birds S. Afr., 1940:329) he used *capensis*, with *annulosa* as a synonym. The holotype of *Z. pallida* is in the OUZC, and bears Burchell's collector's no. 43 as quoted by Swainson (K.C. Davies and J. Hull, personal communication). Clancey (Ibis, 1967:326) recommends that *pallida* and *virens* should be regarded as conspecific. This is duly maintained by him (1980:262).

*Zosterops e. newtoni* Hartlaub (Vög. Madagasc., 1877:97) P12:333  
= *Zosterops borbonica borbonica* (Gmelin). 27/Zos/11/g/5,6.

Syntypes, unsexed, Réunion, 1871, C.E. Bewsher.

Examined by Storer (Auk, 1968:127), who designated no. 6 as lectotype of *edwardnewtoni* (name as so amended), of upland heaths and savannas, with no. 5 allocated to *Z. b. alopekion* Storer and Gill. For further information on variation in this species, see Gill (Orn. Monogr. 12, 1973), who (p. 49) recommends that, despite variation in size and colour, all Réunion populations should be formally known as *Z. b. borbonica*.

*Zosterops cinerea* Swainson (Anim. in Menag., 1838: 294) P12:334  
= *Zosterops borbonica mauritiana* (Gmelin). 27/Zos/11/g/13.

Holotype, unsexed, Madagascar (!), Sir W. F(arquhar).

Also marked by Swainson with his name as above. There is no indication that he had more than this one specimen. Swainson (*op. cit.*) gives no locality at all. See also Benson (1971b). Swainson's name is antedated six years by *Z. c. cinerea* (Kittlitz) (cf. P12:319), of which he was evidently unaware.

*Zosterops anjouanensis* E. Newton (Proc. Zool. Soc. Lond., 1877:297, pl. 33, fig. 1)  
= *Zosterops maderaspatana anjouanensis* Newton. 27/Zos/11/dd/8-10. P12:335

Syntypes, 2 ♂♂, ♀, Johanna (Anjouan, Comoro Islands), 1876, C.E. Bewsher.

Newton mentions four males, one female. See under *Turtur comorensis* (above, P3:91), the other two males are shown in Count Turati's MS catalogue, both annotated "TYP", and are still extant in Milan. There are a further seven specimens in the UMZC, much diluted in colour from original immersion in alcohol, also collected by Bewsher in 1876, not received until 1879. It was another such specimen which misled Tristram (Ibis, 1887:370) into describing *Z. praetermissa*: see most recently Benson (Bull. Brit. Orn. Cl., 1969:26).

*Zosterops semiflava* E. Newton (Proc. Zool. Soc. Lond., 1867:345; also Ibis, 1867:354)  
= *Zosterops mayottensis semiflava* Newton. 27/Zos/11/ee/1,2. P12:336

Syntypes, ♂, ♀, Marianne Island, Seychelles Archipelago, 12 Feb 1867, G. Nevill.

Newton only had these two specimens. Benson (1970-71:5) refers to specimens of this extinct form as a whole. In addition, Tristram (1889:212) lists four specimens from Marianne. They should be in the MCML, but were apparently destroyed by bombing in World War II (Wagstaffe, 1978:4, and Morgan therein: 2).

*Zosterops modesta* E. Newton (Proc. Zool. Soc. Lond., 1867:345; also Ibis, 1867:345)  
 = *Zosterops modesta* Newton. 27/Zos/11/hh/1-5. P12:336

Syntypes, 4♂♂, ♀, Mahé Island, Seychelles Archipelago, 4,5,16 Feb 1867, E. Newton. Newton collected in all seven specimens, one of which is in the MNHN (Benson, 1970-71: 6). The other may have been lost. Incidentally, a record of *modesta* from Marianne by Tristram (1889:211) is surely incorrect. The specimen was probably mislabelled and was in reality collected on Mahé.

[A Strickland specimen of *Lichmera indistincta ocularis* (Gould), P12:347, 27/Mel/14/g/1, Strickl. no. 742a, is marked by him "New South Wales 1838 procured by McDonald". No type material is listed by Schauensee (1957) nor by Warren and Harrison (1971, 1973). Gould gives no indication what material he had, and no claim for type status is made for the present specimen. Nevertheless, in view of the early date, it seems not impossible that it was used by Gould. McDonald is an enigma. Salvin (1882:xii) merely indicates that 72 specimens in the Strickland Collection originated with him. He is not mentioned by Whittell (2, 1954).]

*Myzomela obscura* Gould (Proc. Zool. Soc. Lond., 1842:136) P12:352  
 = *Myzomela obscura obscura* Gould. 27/Mel/24/r/1.

Syntype, ♂, interior Port Essington, 8 Aug 1840; ex Jardine, no. 4729. In addition to the foregoing data, the reverse of the same label is marked "Irides red Gould". The style of label and handwriting is reminiscent of that on a label of a specimen of *Climacteris rufa*, P12:164 above, and may be John Gilbert's. Jardine has affixed his own label, "Port Essington Gould". It seems reasonable to claim the specimen as a syntype. Neither Schauensee (1957) nor Warren and Harrison (1971, 1973) mention any type material, although specimens b, c (Gadow, Cat. birds Brit. Mus. 9, 1884:144) might have been available to Gould. Gould (*op. cit.*) makes no mention of what material he had beyond stating that the female is much smaller, while (Birds Austr. 4, 1848: pl. 67, with text) he writes of "specimens". The present one has wing 69, tail 51, culmen (from skull) 22 mm. For evidence of the interest of Jardine in Gould material, see his letter quoted by Schauensee (1957:128-129).

*Myzomela erythrocephala* Gould (Proc. Zool. Soc. Lond., 1839:144) P12:356  
 = *Myzomela erythrocephala erythrocephala* Gould. 27/Mel/24/j/1.

Holotype, (♂), northwestern central Australia; Jardine no. 4725. In addition to the foregoing locality, the reverse of the same label is marked "Gould". The label (if not the handwriting) is similar to the first one recorded under *M. obscura*, P12:352 above. Similarly, Jardine has affixed his own label, marked with the same locality and "Gould". Gould describes the male only, without indicating whether he had more than the one specimen. The apparent collector was "Benjamin Bynoe, Esq.", whose name, however, does not appear on either of the above two labels, except that the first one is also inscribed "B": for more on Bynoe, see Whittell (2, 1954:97). Neither Schauensee (1957) nor Warren and Harrison (1971, 1973) mention any type material. In the absence of any positive evidence to the contrary, the UMZC specimen is claimed as the holotype.

[A Strickland specimen of *Meliphaga ornata* (Gould), P12:383, 27/Mel/19/a/1, Strickl. no. 750a, is marked by him as being from the Swan River, 1838, and obtained from N.C. Strickland. An apparently earlier label is only marked "Swan River", the mouth of which is at Perth, Western Australia. It is however difficult to find any positive association between it and the specimen of *Climacteris rufa* Gould, P12:164 above. The earlier label is of different style from that on the *C. rufa*. Nor is the handwriting the same, but conceivably is Gould's: compare the signatures of Gould and Gilbert in Whittell (1, 1954: pl. 20). It is also puzzling that the specimen is dated as early as 1838, since Gilbert did not arrive at Fremantle (close to Perth) until 6 Mar 1839: see Whittell (1, 1954:93). No type material is mentioned by Schauensee (1957) nor by Warren and Harrison (1971, 1973). In neither reference quoted by Salomonsen (in Peters *et al.* 12, 1967:383) does Gould give any indication what material he had. No claim for type status is made for the UMZC specimen. Nevertheless the possibility of this cannot be excluded. Salvin (1882: xiii) lists N.C. Strickland as a cousin of H.E. Strickland, but how the specimen came into the hands of the former is unknown.]

*Meliphaga torquata* Swainson (Zool. Ill. 1(3), 1823: pl. 129, with text) P12:395  
= *Melithreptus lunatus lunatus* (Vieillot). 27/Mel/21/f/5.

Holotype, (♀).

Only with a UMZC label printed "Swainson Collection". There is no indication that Swainson had more than the one specimen, although he does refer to Lewin's plate of the "Black-crowned Honey-sucker". The specimen has wing 74 mm; hence sexing, from Colston (in Hall, 1974:301). Swainson writes of "the bright red of the skin above the eyes", indicating the nominate subspecies, not *chloropsis* (Colston, *loc. cit.*). Swainson's plate number is misquoted by Gadow (Cat. birds Brit. Mus. 9, 1884:204) as 116.

*Meliphaga atricapilla* Jardine and Selby (Ill. Orn. 9, 1835: pl. 134, fig. 1, with text) P12:397  
= *Melithreptus affinis affinis* (Lesson). 27/Mel/21/a/2.

Syntype, unsexed, V.D.L. (= Van Diemen's Land, i.e. Tasmania).

Bears a UMZC label printed "Deposited by the Trustees of P.J. Selby"; and an apparently earlier one marked by Selby with the name *atricapilla* and locality as above. Wing 77, tail 57, culmen (from skull) 16 mm; assumed to belong with the smaller nominate subspecies. Warren and Harrison (1971:40) regard a Jardine specimen inscribed "The authority for the fig." as the holotype. Yet Jardine and Selby (text to fig. 2) note "a great variation in the size of specimens". Thus these two may only have been part of a longer series used for their diagnosis.

*Tropidorhynchus fuscicapillus* Wallace (Ibis, 1862: 351) P12:407  
= *Philemon fuscicapillus* (Wallace). 27/Mel/28/j/1.

Syntype, unsexed, Morty Is. (= Morotai Island, northern Moluccas), 1861, A.R. Wallace. There are other syntypes in the BMNH (Warren and Harrison, 1971:201).

*Philedon dumerilii* Lesson and Garnot (Voy. Coquille, Zool. 1, atlas, livr. 6, 1828: pl. 21; livr. 9, 1829:416, footnote; and livr. 14, 1830:644) P12:443

= *Anthornis melanura dumerilii* (Lesson and Garnot). 27/Mel/3/a/6,7.

Syntypes, (♂), (♀), baie des Iles, N(ew) Z(ealand) (no. 6 only), Voyage of the Coquille (no. 7 only); ex Swainson.

Both with a UMZC label printed "Swainson Collection". No. 6 has wing 90, tail 83, no. 7 wing 76, tail 65 mm; hence sexing as above. No. 7 has a typical Swainson type of label marked by him "Voyage of the Coquille Lesson Australia", but obviously New Zealand was intended. Presumably no. 6 formerly bore a similar label, and both have an apparent pre-Swainson label identical with one another in style and handwriting. No. 6 is clearly marked "baie des Iles, N.Z.", i.e. Bay of Islands, North Island, 35°20'S, 174°20'E. This is the type locality of *dumerilii*.

Lesson and Garnot (in livr. 14) mention only "baie des Iles à la Nouvelle-Zélande" as a locality, and where they collected "plusieurs individus". No. 7 is marked "baie — N.Z." The dash represents a name which it is not possible to decipher. Yet in the absence of any evidence to the contrary, it is presumed that it too was collected in the Bay of Islands, the undecipherable name perhaps of an individual island. The style of these original labels and handwriting thereon is quite different from that on other Lesson and Garnot specimens from the Voyage of *La Coquille* (*Ptilinopus purpuratus*, P3:29, *Climacteris l. leucophaea*, P12:165 above). The two birds illustrated in the plate are said to represent the adult (fig. 1) and young (fig. 2), but would appear to be of an adult male and female, like the two UMZC specimens. Both figures are in particular unduly highly coloured, and to some extent misleading, attributable either directly to the artist or to the process of reproduction of his work. Thus Lesson and Garnot (livr. 14) indicate that the head is violaceous in the adult, which seems correct, whereas in fig. 1 it is shown as blue. Again, they write of the bird in fig. 2, "Tout le dessus du corps est olivâtre", yet the illustration shows the upperparts as quite a bright green. They also state that the bird shown in fig. 2 differs by its smaller size. This might be because it is a female, rather than having any connection with age, as they thought.

J.A. Bartle (Curator of Birds, National Museum, Wellington, personal communication 5, 20 Oct 1981), who examined the two UMZC specimens on 2 Jul 1980, agrees that they are correctly sexed on plumage characters, and as confirmed by measurements. Subsequently he found two more Lesson and Garnot specimens in Paris (MNHN). Both are relaxed mounts bearing labels on the base marked "Nouvelle Zélande La Coquille Lesson et Garnot . . . Type": New Catalogue nos 544/5, Old Catalogue nos 10131/2. The first is also marked as a male (as in the UMZC male, the colouring of the head is violaceous, not blue), the second female. The handwriting is not comparable to that on the two UMZC specimens, unlike which the apparent original labels are missing, so that there is no indication of any precise collecting locality, merely "Nouvelle Zélande". Bartle suggests that the MNHN, rather than the UMZC, pair are likely to have been the subjects of Lesson and Garnot's plate 21, in view of the fact that they had been mounted. Nevertheless he agrees that it is probable that both pairs were available when Lesson and Garnot's account was being prepared. Thus all four specimens should be regarded as syntypes. Bartle has also very kindly drawn my attention to Lesson (*Voyage autour du monde sur la corvette La Coquille*. Paris: Pourrat Frères, Eds, 1838), according to which (pp. 307–412) *La Coquille* stayed in Marion Bay, Bay of Islands, from 3 to 17 Apr 1824; these details are also in Lesson and Garnot (*op. cit.*, livr. 13, 1829: 404). Finally, Bartle (in prep. for *Notornis*) considers *dumerilii* inseparable from *A. m. melanura* (Sparrman): *contra* Salomonsen (in Peters *et al.* 12, 1967:443).



*Emberiza cioides* Brandt (Bull. Acad. Phys.-Math. Acad. St-Petersbourg 1, 1843: col. 363)  
= *Emberiza cioides cioides* Brandt. 27/Fri(E)/23/l/7. P13:11

Syntype, (♂), Altai, 1842, Brandt; Strickl. no. 1165a.

Also marked by Strickland with Brandt's name as above. An apparently earlier label is presumed as inscribed by Brandt himself "Emberiza cioides J. Brandt nov. sp. Altai". Brandt does not indicate what material he had, but probably the present specimen is no more than a syntype. Salvin (1882:237) claims it as "typical".

*Emberiza cinerea* Strickland (Proc. Zool. Soc. Lond., 1836:99) P13:14  
= *Emberiza cineracea cineracea* Brehm. 27/Fri(E)/23/k/1.

Holotype, ♂, Smyrna, Apr 1836, H.E. Strickland; Strickl. no. 1157a.

There is no indication that Strickland had more than the one specimen. His name antedates Brehm's by nearly 20 years. Salvin (1882:235), who makes no reference to Brehm, pleads for the retention of Strickland's name on the ground that *E. cinerea* Gmelin is not a true *Emberiza*. He is evidently referring to Gmelin (Syst. Nat. 1(2), 1789:876), whose description seems inapplicable to any *Emberiza* in the modern sense. Furthermore, Gmelin gives "Habitat in Canada", where the genus is unknown. *Fringilla cinerea* Gmelin (*op. cit.*: 992), incidentally, is a synonym of *Melospiza melodia sanaka* McGregor, cf. Hellmayr (11, 1938:599). McGregor's name is duly included by Paynter (in Peters *et al.* 13, 1970:49). Salvin's plea seems to have been reasonable. He was followed by Sharpe (Cat. birds Brit. Mus. 12, 1888:529) and Hartert (Vög. pal. fauna 1, 1910:178) in using Strickland's name. However, Hartert (*op. cit.* 3, 1921-22:2074) makes the bare statement that Strickland's name is preoccupied by Gmelin's. *Emberiza cineracea* Brehm may always have been used since 1922, so that to resuscitate *E. cinerea* Strickland would be inappropriate. Strickland's specimen is very well illustrated in Jardine (1858: pl. 6, facing p. clxiii).

*Fringillaria anthoides* Swainson (Anim. in Menag., 1838:316) P13:16  
= *Emberiza impetuani* Smith. 27/Fri(E)/23/s/2.

Holotype, unsexed.

Marked by Swainson "Fringillaria Sw., *alaudina*", perhaps due to initial confusion somehow or other with *Phrygilus alaudinus* (Kittlitz), cf. Paynter (in Peters *et al.* 13, 1970:108). These indications are in fact on an Andrew Smith type of brown label, with Smith's apparent collector's number, 499. Later, presumably, it was this specimen which Swainson used in describing *F. anthoides*, one of the names also quoted by him (Class. birds 2, 1837: 290) in support of his genus *Fringillaria*. There is no indication that he had more than this one specimen, which has wing 77, tail 56 mm.

*Fringillaria insularis* Ogilvie-Grant and Forbes (Bull. Liverpool Mus. 2, 1899:2) P13:17  
= *Emberiza tahapisi insularis* (Ogilvie-Grant and Forbes). 27/Fri(E)/23/ii/1,2.

Syntypes, ♂, Socotra, 19 Dec 1898, ♀, Homhil, 1500 ft., east Socotra, 24 Jan 1899; ex H.O. Forbes, regd 8 Aug 1900.

For type material in the BMNH, see Warren and Harrison (1971:262). No such material is mentioned by Wagstaffe (1978), although Forbes was Director of the MCML, 1894-1911 (Morgan, in Wagstaffe:4). Ogilvie-Grant and Forbes do not indicate what material was available to them.

*Fringillaria rufa* Swainson (Anim. in Menag., 1838:315) P13:17  
 = *Emberiza tahapisi goslingi* (Alexander). 27/Fri(E)/23/ii/5.  
 Holotype, (♂).

Marked by Swainson with his name as above. Agrees with material in the BMNH assigned to *E. t. goslingi*, antedated by Swainson's name by nearly 70 years. The latter is placed under *F. tahapisi* by Sharpe (Cat. birds Brit. Mus. 12, 1888:558), and not even mentioned by Bannerman (6, 1948:310–312). Like *F. anthoides*, (above P13:16), *rufa* is used by Swainson (Class. birds 2, 1837:290) in support of his genus *Fringillaria*. Again there is no evidence that he had more than this one specimen.

[Two males of *Emberiza capensis reidi* (Shelley, Birds Afr. 3, 1902:158), P13:19, 27/Fri(E)/23/hh/9,10, were collected by H.W. Feilden at Newcastle, Natal, 15 Jul 1881; wings 85, 83 mm. In his diagnosis, Shelley refers only to material collected by Reid, and there is no reference on the page following to Feilden; see also Warren and Harrison (1971:459). This case is similar to that of *Anthus v. vaalensis*, (above, P9:151). The UMZC specimens would have been seen by Shelley in 1882, and are marked by him “*Fringillaria capensis* (Linn.)”; see also Butler, Feilden and Reid (Zoologist 3(6), 1882:166, 302).]

*Fringillaria vittata* Swainson (Anim. in Menag., 1838:315) P13:19  
 = *Emberiza capensis capensis* Linnaeus. 27/Fri(E)/23/h/7.  
 Holotype, (♂), South Africa, Dr S(mith).

Also marked by Swainson with his name as above. Wing 76 mm; hence sexing, from McLachlan and Liversidge (1978:615). The last two sentences under *F. rufa*, (above P13:17), apply equally to *F. vittata*.

*Fringillaria capensis* Swainson (Birds West. Afr. 1, 1837:211, pl. 18) P13:24  
 = *Emberiza flaviventris flavigaster* Cretzschmar. 27/Fri(E)/23/p/5.  
 Holotype, (♂), Senegal.

Also marked by Swainson “*Fringillaria capensis* Lath. Female? Male of Pl. Enl. 664. 2?”. With reference to Bannerman (6, 1948: 304), from the colour of the head markings it appears to be a male. See also Sharpe (Cat. birds Brit. Mus. 12, 1888:499, 565), Latham (Gen. Synop. birds 2(1), 1783:185) applies *E. capensis* Linnaeus to L’Ortolan du Cap de Bonne Esperance, but (p. 186) no other name to L’Ortolan à ventre jaune du Cap de Bonne Esperance. The coloured illustration of the latter in Buffon (Hist. Nat. Ois., Pl. Enl. 4, 1778: pl. 664, fig. 2) is well applicable to a male of *E. f. flaviventris* Stephens. Gmelin (Syst. Nat. 2, 1786:878) uses *capensis* for both species, firstly *sensu* Linnaeus, secondly *sensu* Stephens. The latter may be disregarded. Thus Swainson (*loc. cit. supra*) may be considered as the first author to have used the name *capensis* for the species now invariably known as *flaviventris*. He seems to have had only the one specimen, but was surely mistaken in considering it a female (as also suggested on the label). Another specimen, 27/Fri(E)/23/p/3, only with a UMZC label printed “Swainson Collection”, may be the adult male from the Cape (*E. f. flaviventris*) to which he also refers, especially as it may be said to have the breast “deep orange”. It has the mantle and scapulars a much richer chestnut than in no. 5: see further in White (1963:96–97). From the measurements in McLachlan & Liversidge (1978:616) and Bannerman (*loc. cit. supra*), no. 3 (wing 81, tail 65 mm) agrees better with the male of nominate *flaviventris*, no. 5 (wing 73, tail 60 mm)

rather than with that of *flavigaster*. Cf. White (*loc. cit.*), the latter, although marked as from Senegal, probably came from further east, possibly from Mali. The name *capensis* is also used by Swainson (Class. birds 2, 1837:290) in support of his genus *Fringillaria* (and see above, *E. impetuani*, P13:16; *E. tahapisi insularis*, P13:17; *E. t. goslingi*, P13:19), but obviously in the modern sense of *flaviventris*, since he gives as supporting reference "Pl. Enl. 664.2". On the other hand, *vittata* Swainson is the same as *capensis* Linnaeus, as in P13:19.

*Emberiza bruniceps* Brandt (Bull. Sci. Acad. Imp. Sci., St-Petersbourg 9, 1841: col. 12)  
= *Emberiza bruniceps* Brandt. 27/Fri(E)/23/c/2. P13:28

Syntype, ♂, circa Nova Alexandrovna, 4 May 1840; Strickl. no. 1172b.

Marked by Strickland "Euspiza icterica Siberia 1846 obtained from Brandt". There is however an apparently earlier label with a collecting locality and data as above (cf. *E. cioides* above, the handwriting does not agree with Brandt's). Brandt does not indicate what material he had, and merely gives as locality Turkmenia, and allegedly ("ut dicunt") mountains of Altai. Presumably this specimen, which was passed on to Strickland, was available to Brandt, although it is probably no more than a syntype. It is curious that Salvin (1882:238) does not claim it as "typical", as he does the syntype of *E. cioides*. It is impossible to be sure of the locus of Nova Alexandrovna. Gazetteer no. 42 (Geograph. Names Div., U.S. Army Topograph. Command, Wash. D.C. 20315, 1970) lists 36 localities Novaya Aleksandrovka in the U.S.S.R., 37 Novo-Aleksandrovka, and 59 as last but hyphen omitted. Of this total of 132, at least 34 would appear from the co-ordinates to be within the range of *E. bruniceps* as now known.

[Hellmayr (11, 1938:641) indicates that the type of *Calcarius pictus* (Swainson), P13:38, is in the UMZC, but it cannot be found. Some material recorded by Swainson and Richardson (1832) is in the BMNH or RSME, thus see Warren (1966:13), Stenhouse (1930a:276). However, no mention has been found of *C. pictus*, and the specimen is probably lost; for disposal of specimens, see also Swainson and Richardson (*op. cit.*: vi)].

*Ammodramus bimaculatus* Swainson (Phil. Mag., n.s., 1, 1827:435) P13:79  
= *Ammodramus savannarum bimaculatus* Swainson. 27/Fri(E)/4/j/1.

Holotype, unsexed, Mexico, Bullock.

Also marked by Swainson with his name as above. This specimen was critically examined by van Rossem (Trans. San Diego Nat. Hist. Soc. 7, 1934:359), and see also Hellmayr (11, 1938:499).

*Chondestes strigatus* Swainson (Phil. Mag., n.s., 1, 1827:435) P13:88  
= *Chondestes grammacus strigatus* Swainson. 27/Fri(E)/17/a/1.

Holotype, unsexed, Mexico, Bullock.

Also marked by Swainson "Chondestes strigata (fem.)". Examined by van Rossem (Bull. Mus. Comp. Zool. 77, 1934:485), who gives wing as 87 mm, as against my (flattened) 89 mm.

*Pipilo rufescens* Swainson (Phil. Mag., n.s., 1, 1827:434) P13:101  
= *Aimophila rufescens rufescens* (Swainson). 27/Fri(E)/2/i/1.

Holotype, unsexed, Mexico, Bullock

Also marked by Swainson originally with his name as above; generic name later changed by him to *Aimophila*, evidently to accord with Swainson (Class. birds 2, 1837:287; Anim. in Menag., 1838:315). Wing 74, tail 75, culmen (from skull) 19 mm.

- Aimophila superciliosa* Swainson (Anim. in Menag., 1838:314) P13:103  
 = *Oriturus superciliosus superciliosus* (Swainson). 27/Fri(E)/44/a/1.  
 Holotype, unsexed, Mexico.  
 Also marked by Swainson with his name as above. There is no indication that he had more than the one specimen. The name of the collector is not known, but this is not a Bullock style of skin. Wing 82, tail 69, culmen (from skull) 18 mm.
- Pipillo rufitorques* Swainson (Anim. in Menag., 1838:312) P13:117  
 = *Poospiza thoracica* (Nordmann). 27/Fri(E)/59/n/3.  
 Holotype, unsexed, Brazil, Sale.  
 Also marked by Swainson with his name as above. There is no indication that he had more than the one specimen. Examined by Hellmayr (11, 1938:617).
- Pipillo personata* Swainson (Anim. in Menag., 1838:311) P13:119  
 = *Poospiza nigrorufa nigrorufa* (Lafresnaye and d'Orbigny). 27/Fri(E)/59/k/1.  
 Holotype, unsexed.  
 Only with a UMZC label printed "Swainson Collection". There is no indication that Swainson had more than the one specimen. Examined by Hellmayr (11, 1938:624).
- Pipillo superciliosa* Swainson (Anim. in Menag., 1838:311) P13:120  
 = *Poospiza lateralis lateralis* (Nordmann). 27/Fri(E)/59/j/1.  
 Holotype, unsexed, Coritiva, So Brazil, N(atterer).  
 Not marked by Swainson with his name, but with other data as above. See Hellmayr (11, 1938:629), who has marked the specimen with both the names *superciliosa* and *lateralis* as above. Hellmayr points out that the locality (in Swainson, *op. cit.*, as well as on the label) is incorrect, and was probably given on the authority of Natterer. Swainson's "N" on the label is assumed above to stand for Natterer.
- Embernagra longicauda* Strickland (Ann. Mag. Nat. Hist. 13, 1844:420) P13:131  
 = *Embernagra longicauda* Strickland. 27/Fri(E)/25/a/1,2.  
 Syntypes, unsexed; Strickl. no. 1146a, Jardine no. 6204.  
 It has been supposed that this species is only known from a single specimen in the Strickland collection, obtained from his cousin, N.C. Strickland, in 1838 (in fact Strickland, *op. cit.*, does not indicate what material he had), and three specimens in the AMNH from Morro de Chapéu, Bahia, collected in 1928 (O'Brien, Auk 85, 1968:323). No. 2, however, also bears a Strickland type of label marked by him "Bought at Aberystwith 1838", and on the reverse "Dup Type of E. longicauda". Subsequently it would have passed into the collection of Sir William Jardine, Strickland's father-in-law. It is listed in the Jardine Catalogue as *Emberizoides longicauda* (Anon., 1886:152, item 6204). Salvin (1882:233) would have been unaware of it, since the Jardine Collection was yet to be disposed of. Hellmayr (11, 1938:638) has described no. 1 in detail. As he states, the feathering on the sides of the head is somewhat defective, doubtless due to malpreparation. The deep buff supraloral streak is however easily apparent. The ring of feathers around the eye appears to be less buffy, more whitish. The chin and throat are both buffy. Likewise the preparation of no. 2 on the head is not entirely satisfactory. While the supraloral streak is quite clear

in no. 1, it is much less so in no. 2. It appears also to be buffy, but the rim of feathers around the eye seems to be almost white. Also, while the throat is buffy, the chin is white. Furthermore, the crown has a somewhat greyish tinge, so that there is a slight contrast with the pure olive of the mantle, lacking in no. 1. According to O'Brien, while the eye stripe (doubtless meaning the supraloral streak) is fawn, the eye ring, and apparently the whole of the throat, are white in the AMNH specimens. No. 1 of the UMZC two has wing 78; tail 95; culmen (from skull) 21, (exposed) 18; no. 2 wing 86; tail 112; culmen (from skull) 21, (exposed) 18 mm. No. 1 was also measured by Hellmayr, and our figures agree closely. Possibly no. 2, with considerably longer wing and tail measurements, is a male, no. 1 a female. There is no obvious difference in the make-up of the two skins. Although Strickland obtained each apparently through a different medium (yet both in 1838), the actual collector and locality might be one and the same.

[Two apparent males of *Tiaris bicolor marchii* (Baird), P13:156, 27/Fri(E)/70/a/12,33, are marked by P.H. Gosse "Spermophila bicolor Jamaica", no. 12 being Strickland no. 1100a, no. 33 Jardine no. 6215. The first reference to the occurrence of this species in Jamaica is apparently by Gosse (Birds Jamaica, 1848:252), although (cf. also Hellmayr, 11, 1939:121) he evidently thought that the local population was the same as *Fringilla bicolor* Linnaeus, now *Tiaris b. bicolor*, of the Bahamas.]

*Tiaris omissa* Jardine (Ann. Mag. Nat. Hist. 20, 1847:332) P13:156  
= *Tiaris bicolor omissa* Jardine. 27/Fri(E)/70/a/23–26.

Syntypes, ♂♂, Tobago, Kirk; Jardine nos 6209, 6211, 6213, 6214.

Also marked by Jardine "Passerina omissa Jard". There are also five specimens in a female-like dress, 27/Fri(E)/70/a/27–31, marked by Jardine "Tobago Kirk", but he describes the adult male dress only. Warren and Harrison (1971, 1973) do not list any syntype as in the BMNH, although there are two Tobago specimens ex Mus. P.L. Sclater, obtained from Jardine. One of them, 85.2.10. 244, is an apparent adult male, and would appear to be a further syntype.

*Spermophila anoxantha* Gosse (Birds Jamaica, 1847:247) P13:157  
= *Loxipasser anoxanthus* (Gosse). 27/Fri(E)/35/a/13–15.

Syntypes, ♂, ♀, Jamaica, P.H. Gosse; Strickl. nos 1076a,b: (♂), *ibid.*; Jardine no. 6250.

The two Strickland specimens are marked by Gosse with his name as above, and claimed as "typical" by Salvin (1882:219). The Jardine one is likewise assumed to be so. There are other syntypes in the BMNH (Warren and Harrison, 1971:30).

The following eight specimens of *Geospiza* and *Camarhynchus*, P13: 161–165, are taken into consideration by Sulloway (1982a; in detail, 1982b). All are regarded as syntypes. Sulloway has identified them as having been collected in the Galapagos Archipelago by Harry Fuller, a crew member of H.M.S. *Beagle*, from the tiny numbered tags, corresponding to the sequence in the catalogue kept by the Captain of the *Beagle*, Robert FitzRoy. The first of these eight specimens listed below, under *G. magnirostris*, was collected on Chatham Island in Sep 1835, the remainder on James Island the following month. Except for the second specimen under *G. parvula*, all were at one time in the hands of a Dr Armstrong,

who was in charge of the Haslar Naval Museum, Plymouth. They were later acquired by Sir William Jardine, and marked by him "Voyage of Beagle Dr Armstrong". This second specimen of *parvula* is in the Strickland collection, and is marked by him "Procured by C. Darwin Esq.". As Sulloway points out, Strickland may have acquired it through Darwin, who in turn may have obtained it from FitzRoy or Fuller. These eight specimens are listed merely with such meagre other information as was already available before Sulloway brought to light these valuable further data from his inspection of the FitzRoy catalogue in the University Library, Cambridge. The only addition is that they are sexed according to Fuller's determinations. Measurements are from Sulloway (1982b). I am particularly grateful to Dr Sulloway for his comments and for a preview of both his papers.

*Geospiza magnirostris* Gould (Proc. Zool. Soc. Lond. 5, 1837:5) P13:161

= *Geospiza magnirostris* Gould. 27/Fri(E)/26/e/2.

Syntype, ♂; Jardine no. 6196, FitzRoy no. 392.

Sulloway (1982b) points out that this specimen (from Chatham Island, and heavier billed than any other) establishes that the now-extinct large-billed form of *magnirostris*, which he refers to as *G. m. magnirostris*, was once endemic to two islands—Charles, where FitzRoy and Covington collected it; and Chatham, where Darwin guessed that he had taken four other specimens. Comparative measurements of these two island forms show a distinct subspecific difference from all other presently existing populations of this species (*G. m. strenua*, see below).

*Geospiza strenua*. Gould (Proc. Zool. Soc. Lond. 5, 1837:5) P13:161

= *Geospiza magnirostris* Gould. 27/Fri(E)/26/e/1.

Syntype, ♂; Jardine no. 6195, FitzRoy no. 417.

Sulloway (1982b) recognises *G. m. strenua*, the possible validity of which had been suggested by Paynter (in Peters *et al.* 13, 1970:161). This specimen has culmen (from nostril) 14.7, depth of bill 18.5, left wing 83, right wing 84 mm, as against respectively 18.2, 23.8, 91, 92 mm in the preceding specimen, assigned to *G. m. magnirostris*.

*Geospiza fortis* Gould (Proc. Zool. Soc. Lond. 5, 1837:5) P13:161

= *Geospiza fortis* Gould. 27/Fri(E)/26/b/2–4.

Syntypes, 2♂♂, ♀, no. 2, ♂, Jardine no. 6198, FitzRoy no. 427; no. 3, ♂, Jardine no. 6199, FitzRoy no. 434; no. 4, ♀, Jardine no. 6197, FitzRoy no. 422.

Jardine seems to have originally inscribed only the generic name, and to have added *nebulosa* later, this being also the specific name used in Anon. (1886). According to Paynter (in Peters *et al.* 13, 1970:162), *nebulosa* may be the correct name for the species listed as *difficilis*, a change of nomenclature that Sulloway (1982b) has formally proposed, based on FitzRoy's catalogue as well as on comparative measurements of two *Beagle* specimens of the now-extinct Charles Island subspecies, i.e., *G. n. nebulosa* Gould. This apart, Sulloway finds that the above three specimens belong with *fortis*, not *nebulosa*, a name that appears to have formal priority over *difficilis*, according to the International Code of Zoological Nomenclature (1964). In any event, the above three specimens were incorrectly

assigned by Jardine to *nebulosa*. Gould, however, in 1837 had correctly distinguished *G. nebulosa* (now *G. n. nebulosa*) from *G. fortis*. Measurements in mm of these three specimens are:

	Culmen (from nostril)	Bill depth	Left wing	Right wing
No.2	12.1	13.4	73	72
No.3	12.2	12.1	67.5	68.5
No.4	12.2	12.6	—	67

*Geospiza parvula* Gould (Proc. Zool. Soc. Lond. **5**, 1837:6) P13:161  
= *Geospiza fuliginosa* Gould. 27/Fri(E)/26/d/3,4.

Syntypes; no. 3, ♂ (?), Jardine no. 6200, FitzRoy no. 432; no. 4, ♂, Strickl. no. 1074a, FitzRoy no. 433.

Fuller sexed no. 3 as a female, but both are in an almost wholly black plumage, and appear to be both adult males. In respectively Anon. (1886) and Salvin (1882) they are listed as *G. parvula*. However, Sulloway (1982b) points out that in addition to their telltale black plumage, the measurements coincide with those of *fuliginosa*, and hence the specimens were incorrectly assigned by Gould. Salvin (*op. cit.*:219) records no. 4 as a “typical specimen” (of *parvula*). Measurements respectively: culmen (from nostril) 8.5, 8.0; bill depth 8.0, 8.1; left wing 65, 64; right wing: 65 mm.

*Camarhynchus psittacula* Gould (Proc. Zool. Soc. Lond. **5**, 1837:6) P13:165  
= *Camarhynchus psittacula psittacula* Gould. 27/Fri(E)/11/f/1.

Syntype, ♂, Jardine no. 6201, FitzRoy no. 423.

This specimen lacks any black on the head, and is evidently in juvenile plumage. Culmen (from nostril) 10.1, bill depth 10.4, left wing 70, right wing 72 mm.

*Pyrgita (Pipilo) arctica* Swainson (in Swainson and Richardson, Fauna Bor.-Amer. **2**, 1832(1831):260–262, pls. 51, 52) P13:171

= *Pipilo erythrophthalmus arcticus* (Swainson). 27/Fri(E)/55/d/4.

Syntype, ♀, Carlton House, 1 Jul (no. 89).

Bears a UMZC label printed “Swainson Collection”, also two earlier labels (in two different handwritings, neither recognised), one marked “No. 89 Female”, the other with sex, locality and date as above. The year is surely 1827, as in Swainson (*op. cit.*), the specimen being the “another female” mentioned by him. The first is apparently in the RSME (Stenhouse, 1930a:270). The male described may no longer be in existence. For the site of Carlton House, see above *Buteo swainsoni*, P1(ed.2):366; *Contopus borealis*, P8:128.

[The specimen of *Pipilo maculata* Swainson (Phil. Mag., n.s., **1**, 1827:434), P13:174, referred to by Salvin and Godman (Biol. Centr.-Amer., Aves **1**, 1886:408), now *P. erythrophthalmus maculatus*, 27/Fri(E)/55/d/5, does indeed bear data as they quote. In particular, Swainson has marked the label “Ward”, not “Bullock” to accord with Swainson (*op. cit.*). Nor does the specimen show the typical flat Bullock make-up. No type material of *maculatus* (i.e.,

collected by Bullock) may any longer exist. Jardine and Selby (2, 1827: pls. 31–32, with text) figure a male and female sent to them by Swainson for examination. There is no Jardine or Selby specimen of *maculatus* in the UMZC, except for a Jardine male (his no. 6537) marked by him “*P. maculata* Swains.”. However, it is also marked “Vancouver Island 1852 Jefferies Oreg. Expedit.”, and probably belongs with *P. e. oregonus* Bell.]

*Pipilo macronyx* Swainson (Phil. Mag., n.s., 1, 1827:434; Anim. in Menag., 1838:347)  
= *Pipilo erythrophthalmus macronyx* Swainson. 27/Fri(E)/55/d/13,14. P13:174  
Syntypes, (♂ ♂), Mexico.

Both marked by Swainson with his name as above, also no. 13 “Fem?”, no. 14 “Male?”, although both are apparent males. No. 13 is typical of *P. e. virescens* Hartlaub, no. 14 of *macronyx*, the latter differing in having conspicuous yellow spots on the wings and extensive pale yellow on the outer rectrices. The problem provoked by these two specimens is discussed by Hellmayr (11, 1938:453), who concludes that the differences are not racial, but either individual or due to age. Paynter (in Peters *et al.* 13, 1970:174) duly regards *virescens* as a synonym of *macronyx*. Both specimens are of typical Bullock make-up. No. 14 is unusual in that it bears an apparent pre-Swainson label, presumably in Bullock’s (father or son) handwriting, “I have never seen this bird anywhere but between Mexico and St Megel nor is it found within five legues of the Capital it is extremely tame constantly in motion hides itself in thick bushes eye deep red and very small”.

*Pipilo fusca* Swainson (Phil. Mag., n.s., 1, 1827:434) P13:178  
= *Pipilo fuscus fuscus* Swainson. 27/Fri(E)/55/e/1.  
Holotype, (♂), Mexico, Bullock.

Also marked by Swainson with his name as above. There is no indication that he had more than the one specimen. Wing 94, tail 91, culmen (from skull) 19 mm. From wing measurements in Ridgway (1, 1901:430), an apparent male.

*Arremon semitorquatus* Swainson (Anim. in Menag., 1838:357) P13:182  
= *Arremon taciturnus semitorquatus* Swainson. 27/Fri(E)/6/e/10.  
Holotype, (♂).

Only with a UMZC label printed “Swainson Collection”. Evidently the specimen noted by Hellmayr (11, 1938:427) as “type”. There is no indication that Swainson had more than this one specimen. It tallies well with his comparison with *A. flavirostris* (see next), including in its shorter wing and bill lengths: wing 72, tail 65+ (worn), culmen (from skull) 16 mm. From colour an apparent male, cf. Sclater (Cat. birds Brit. Mus. 11, 1886: 277).

*Arremon flavirostris* Swainson (Anim. in Menag., 1838:347) P13:183  
= *Arremon flavirostris flavirostris* Swainson. 27/Fri(E)/6/c/1.  
Holotype, (♂).

Only with a UMZC label printed “Swainson Collection”. Hellmayr (11, 1938:429) “could not find the type”, but despite the lack of any original Swainson data there is no reason to doubt that this is it. There is no indication that Swainson had more than this one specimen. It differs from two Swainson males of *A. torquatus* (= *A. taciturnus taciturnus* (Hermann)), *fide* Hellmayr, *op. cit.*: 424) as described by him. The underparts lack any



buffy tone, and so it is sexed above as a male: cf. Sclater (Cat. birds Brit. Mus. **11**, 1886: 273, 274), who compares *A. flavirostris* with *A. silens* (Boddaert), also the same as *A. c. taciturnus*, *fide* Hellmayr (*supra*). It has wing 79, tail 73, culmen (from skull) 18 mm.

*Arremon spectabilis* Sclater (Proc. Zool. Soc. Lond. 1855(1854):114, pl. 67) P13:185  
= *Arremon aurantirostris spectabilis* Sclater. 27/Fri(E)/6/b/4.

Syntype, (♂), River Napo, 1853, W. Jameson; Jardine no. 6103.

Warren and Harrison (1971:521) record an adult male as the holotype. Sclater, however, mentions a second specimen, which he had presumably seen, "lately received by Sir William Jardine from the same locality", which as explained by Hellmayr (**11**, 1938:437) is the River Napo. The Jardine specimen agrees with the plate in Sclater in having a well defined black pectoral collar and in lacking any brownish on the underparts. Thus it too is an apparent male, cf. Sclater (Cat. birds Brit. Mus. **11**, 1886:275).

*Arremon leucopterus* Jardine (Edinburgh New Phil. Journ., n.s., **3**, 1856:92) P13:198  
= *Atlapetes leucopterus leucopterus* (Jardine). 27/Fri(E)/8/j/1.

Holotype, (♂), Eastern Cordillera Andes, W. Jameson; Jardine no. 6097.

Also marked by Jardine with his name as above; and "Type specimen figured from Zool. Soc. 1855 pl. 109". This is a reference to Sclater (Proc. Zool. Soc. Lond., 1855:214, pl. 109), who also described the specimen and had it illustrated. According to Hellmayr (**11**, 1938: 400), Jardine's description was published in Jan 1856, but Sclater's not until 5 Feb 1856. There is no indication that Jardine had more than the one specimen. It has wing 72; tail 70; culmen (exposed) 14.5, (from skull) 18 mm. From figures for *A. l. dresseri* (Taczanowski) provided by Hellmayr (*loc. cit.*), which he states is similar in dimensions, it would appear that the specimen is a male.

*Saltator arremonops* Sclater (=Jardine) (Proc. Zool. Soc. Lond. **23**, 1855:84, pl. 92)  
= *Oreothraupis arremonops* (Sclater). 27/Fri(E)/43/a/1. P13:207

Holotype, unsexed, Eastern Cordillera, near Quito, 1855, W. Jameson; Jardine no. 6117. Also marked by Jardine "Saltator aremonops Jard.". As noted by Hellmayr (**9**, 1936:437), Sclater's publication has priority by a few days over Jardine's (Edinburgh New Phil. Journ., n.s., **2**(1), 1855:119). In the former, four new forms were described, to the names of two of which Sclater's name is appended, to the other two, including the present one, Jardine's. So it may be correct to substitute the latter's name. "Eastern Cordillera" would appear to be a mistake for western Ecuador (Hellmayr, *loc. cit.*). Indeed, another Jardine specimen, 27/Fri(E)/43/a/2, his no. 6118, is marked "West Andes, 1856, W. Jameson".

*Tachyphonus fringilloides* Swainson (Quart. Journ. Sci. Litt. and Arts Roy. Inst. **20**, 1825: 65) P13:211

= *Coryphospingus pileatus pileatus* (Wied). 27/Fri(E)/19/b/1,2.

Syntypes, (♂♂), Brazil.

No. 1 also marked by Swainson with his name as above; no. 2 by him "Tiaris fringilloides". He describes the male only, and states that during a month on the tableland of Bahia he procured only two specimens. No.1 also bears a UMZC label printed "Swainson Collection". No.2 is Jardine no. 6248, and is marked by him "Tiaris cristatelle Auth. Chapman". Presumably Swainson disposed of it to Chapman, who passed it on to Jardine.

*Tachyphonus rubescens* Swainson (Quart. Journ. Sci. Litt. and Arts Roy. Inst. **20**, 1825: 64) P13:211

= *Coryphospingus cucullatus rubescens* (Swainson). 27/Fri(E)/19/a/1.

Holotype, ♂, Brazil.

Also marked by Swainson with his name as above. He indicates that his description was prepared from a single male, from Rio de Janeiro. Wing 65, tail 56, culmen (from skull) 13 mm.

*Guiraca melanocephalus* Swainson (Phil. Mag., n.s., **1**, 1827:438) P13:219

= *Pheucticus melanocephalus melanocephalus* (Swainson). 27/Fri(E)/50/d/1.

Holotype, (♂), Mexico, Bullock.

Also marked by Swainson with his name as above. There is no indication that he had more than the one specimen. It also bears an apparent pre-Swainson label, presumably in Bullock's (father or son) handwriting, "Found in the neighbourhood of Temascaltepec (sic) feeds on Maise eyes brown". And see further by van Rossem (Auk **49**, 1932:489; Trans. San Diego Soc. Nat. Hist. **7**, 1934:357). Wing 107; tail 83; culmen (exposed) 17, (from skull) 21 mm: compare these figures with those in the two foregoing references.

*Pitylus atrochalybeus* Jardine and Selby (Ill. Orn. **1**, 1827: pl. 3, with text) P13:227

= *Pitylus grossus fuliginosus* (Daudin). 27/Fri(E)/56/a/4.

Holotype, (♂).

Only with a UMZC label printed "Deposited by the Trustees of P.J. Selby". Hellmayr (**11**, 1938:55) states "type in coll. of Dr. Such", but although it is clear that Jardine and Selby received a specimen from Such, they make no mention of returning it. This form is not listed under any name in the Jardine Catalogue (Anon., 1886), and it is presumed that only this one specimen was available. Swainson (Class. birds **2**, 1837:282) "translates" Jardine and Selby's name as *erythrorynchus*, in part support of the genus *Pitylus*, which alone is actually diagnosed. Thus, although there is also a Swainson specimen, 27/Fri(E)/56/a/3, it cannot be considered as having type status.

[An apparent male of *Passerina v. versicolor* (Bonaparte), P13:243, ex Swainson, 27/Fri(E)/47/l/2, is marked by him "Spiza versicolor Bonap". It is a Bullock type of skin, but was perhaps received too late for consideration by Swainson (1827), in dealing with Bullock material from Mexico. There was apparently some association between Bonaparte and Swainson, thus see Stresemann (1975:158), while the type locality, Temiscaltepec, is well known as a Bullock locality (thus see *Pheucticus m. melanocephalus*, P13:219 above). However, Bonaparte (Proc. Zool. Soc. Lond. **5**, 1838(1837):108) merely states that he had been allowed to examine a collection from Mexico "Through the kindness of the Messrs Paris". Hellmayr (**11**, 1938:108) states that the type is in the Derby Collection, Liverpool. It is not listed by Wagstaffe (1978). Thanks to M.J. Lagen and C.T. Fisher I have had the loan of four Derby specimens available in the MCML: nos 1530, 1530a-c, all apparent males. Only the first three bear any data: 1530, purchased from Leadbeater, 13 Mar 1838; 1530a, 1530b likewise, May 1846, these two also "From Bolanos". None of the four would appear to be a Bullock skin (flattened, with head sideways), in that they are made up, the head in line with the body, although this might have been the

subsequent work of Leadbeater. Cf. Ridgway (1, 1901:591), they appear to be in summer dress, the Swainson one in winter dress. Bonaparte's very brief description more probably refers to the summer dress. There is no real evidence that any one of these five specimens was used by Bonaparte.]

*Leucopygia ruficollis* Swainson (Anim. in Menag., 1838:312) P13:249  
= *Cypsnagra hirundinacea hirundinacea* (Lesson), *C. h. pallidigula* Hellmayr. 27/Thr/19/a/3,4.

Syntypes, unsexed, Brazil (no. 3), Bahia, Brazil (no. 4).

Both also marked by Swainson with his name as above. No. 3 shows the characters of the nominate form, no. 4 of *pallidigula*: cf. Hellmayr (9, 1936:366). That Swainson had specimens of both forms is confirmed by his statement "chin and throat buff or rufous", also "in some specimens the rufous on the throat is much paler than in others". In his original description of *pallidigula* in 1907, Hellmayr does not refer to any Swainson specimen, and (*op. cit.*, 1936) does no more than refer to the "type" (singular) of *L. ruficollis*, in the synonymy of the nominate form. In retrospect, it would perhaps have been best if Swainson's name had been applied to the pale throated form, using specimen no. 4 above as lectotype.

*Tachyphonus ruficeps* Strickland (Ann. Mag. Nat. Hist. 13, 1844:419) P13:268  
= *Pyrrhocomma ruficeps* (Strickland). 27/Thr/44/a/1.

Holotype, (♂), 1838, N.C. Strickland; Strickl. no. 954a.

Also marked by Strickland with his name as above. "The type" (Salvin, 1882:196). There is no indication that Strickland had more than this one specimen. Wing 66, tail 58, culmen (from skull) 16 mm.

*Nemosia fulvescens* Strickland (Ann. Mag. Nat. Hist. 13, 1844:420) P13:270  
= *Thlypopsis sordida sordida* (d'Orbigny and Lafresnaye). 27/Thr/53/f/1.

Holotype, unsexed, 1838, N.C. Strickland; Strickl. no. 953a.

The same remarks apply as for the preceding *Pyrrhocomma ruficeps* (P13:268). Wing 67, tail 61, culmen (from skull) 15 mm.

*Tachyphonus olivaceus* Swainson (Quart. Journ. Sci. Litt. and Arts Roy. Inst. 20, 1825:63)  
= *Tachyphonus surinamus surinamus* (Linnaeus). 27/Thr/51/h/9. P13:291

Holotype, (♀).

Only with a UMZC label printed "Swainson Collection", but presumed to have been the specimen used. Swainson gives no indication of having had more than the one. In worn and faded dress. Wing 78, tail 68, culmen (from skull) 18.5 mm.

*Tachyphonus desmaresti* Swainson (Quart. Journ. Sci. Litt. and Arts Roy. Inst. 20, 1825:67) P13:291

= *Tachyphonus surinamus surinamus* (Linnaeus). 27/Thr/51/h/3.

Holotype, (♂).

The same remarks apply as for the preceding *T. s. surinamus* (also P13:291). Wing 87, tail 72, culmen (from skull) 20 mm.

*Chlorospingus flaviventris* Sclater (Proc. Zool. Soc. Lond. **24**, 1856:91) P13:293  
 = *Tachyphonus luctuosus flaviventris* (Sclater). 27/Thr/51/d/6.

Holotype, (♀), Trinidad, Swift; Jardine no. 6083.

Also marked by Jardine "Chlorospingus flavipectus", and listed accordingly in the Jardine Catalogue (Anon., 1886:149), the equivalent modern name being *C. ophthalmicus flavopectus* (Lafresnaye). There seems to have been a misunderstanding by Jardine and this is surely one of the two specimens used by Sclater, the other being in the Strickland Collection. It was believed by Hellmayr (Nov. Zool. **20**, 1913:236) that the Jardine one was lost. Zimmer (Amer. Mus. Novit. **1304**, 1945:24) comments "there is a very slight possibility that Strickland's specimen may some day be found", but obviously meant the Jardine one. The Strickland specimen used by Sclater, now 27/Thr/51/d/3, Strickl. no. 943b, was pronounced by Hellmayr (*loc. cit.*) to agree with females from Bolivia, and therefore assignable to *T. l. luctuosus* d'Orbigny and Lafresnaye (see also Hellmayr, **9**, 1936:338). One of the labels is endorsed by Hellmayr according to his finding, including "undoubtedly one of the types of *Chlorospingus flaviventris* Scl. P.Z.S. 1856 p.91". The Jardine specimen differs from the Strickland one in having the yellow of the underparts more greenish, less orange, in tone, the chin and throat more greyish, less whitish. Zimmer (*loc. cit.*) confines *flaviventris* to Trinidad and northeastern Venezuela. Unfortunately no females from this area could be found in the BMNH for comparison. Zimmer notes that Trinidad and Cristóbal Colón birds (*flaviventris*) have noticeably large bills. Even to the eye, the Jardine specimen has a stouter bill than the Strickland one, and has culmen (from skull) 16 as against 15 mm. Both wings are "stripped" (Clancey, 1967), but measure ca 68, tail 54 mm. The Strickland specimen has wing 64, tail 56 mm. The Jardine specimen should be regarded as the holotype, the Strickland one as without type status, belonging with *T. l. luctuosus*. Finally, attention must be drawn to Hellmayr's comment (*loc. cit.*, 1913) on what is now 27/Thr/9/e/1, Strickl. no. 956a, which Salvin (1882:197) thought was "One of the types" used by Sclater, but in fact is a *Chlorospingus ophthalmicus fulvicularis* Berlepsch, as endorsed by Hellmayr on one of the labels. Apart from its sepia, not grey, crown, there are obvious differences on the underparts from females of *Tachyphonus luctuosus*, as described by Hellmayr.

*Tachyphonus vigorsi* Swainson (Quart. Journ. Sci. Litt. and Arts Roy. Inst. **20**, 1825:63) P13:294  
 = *Tachyphonus coronatus* (Vieillot). 27/Thr/51/a/2.

Holotype, ♂, Brazil.

Also marked by Swainson with his name as above. There is no indication that he had more than this one specimen, which has wing 86, tail 75, culmen (from skull) 19mm. A Selby specimen, 27/Thr/51/a/1, is presumably one of those from Dr Such referred to by Jardine and Selby (**3**, 1828: pl. 36, fig. 2, with text), under Swainson's name.

*Tachyphonus saucius* Strickland (Ann. Mag. Nat. Hist. **13**, 1844:419) P13:294  
 = *Tachyphonus phoenicius* Swainson. 27/Thr/51/e/1.

Holotype, (♂), from Thomas, Liverpool, 1842; Strickl. No. 944a.

Also marked by Strickland with his name as above, and noted by Salvin (1882:194) as "the type". There is no indication that Strickland had more than this one specimen, which

has wing 73, tail 66, culmen (from skull) 15 mm. The location of the specimen used by Swainson some six years earlier is referred to by Hellmayr (9, 1936:336), but it is probably lost: see also under lost Swainson type specimens in the List of Authors above.

*Tachyphonus suchii* Swainson (Quart. Journ. Sci. Litt. and Arts Roy. Inst. 20, 1825:66)  
= *Trichothraupis melanops* (Vieillot). 27/Thr/55/a/2. P13:295

Holotype, (♂), Brazil.

Also marked by Swainson with his name as above; "suchii" later changed to "auricapillus", doubtless in reference to *Tanagra auricapilla* Wied, cf. Hellmayr (9, 1936:363). These names are followed on the label by "Sw. Monog. Brands Journal sp. 6". This is an apparent reference to W.T. Brande, whose name appears in the same number (20) of the above quoted journal (preceding, pp. iii, iv), and in which *T. suchii* is indeed species no. 6. Swainson indicates that he had only the one specimen, a male received from Langsdorff. Two other males, 27/Thr/55/a/1, 3, are inscribed by him "Tachyphonus auricapillus (T. suchii)". Evidently they were received later, by which time he had realised that his name was antedated by Wied's (in turn antedated by Vieillot's, of course). "Langsdorff" is not inscribed on any of these three specimens. The holotype has wing 85, tail 76, culmen (from skull) 17 mm.

*Pyrranga hepatica* Swainson (Phil. Mag., n.s., 1, 1827:438) P13:302  
= *Piranga flava hepatica* (Swainson). 27/Thr/43/c/1.

Syntype, (♂), Mexico.

Also marked by Swainson with his name as above. He briefly describes the female as well as the male, so that it should be regarded as a syntype. The locus of any female material is unknown, and may be lost. For detailed comments on the present specimen, see van Rossem (Auk, 1942:88). My own measurements of it are: wing 102; tail 81; culmen (exposed) 17, (from skull) 23 mm.

*Spermagra erythrocephala* Swainson (Phil. Mag., n.s., 1, 1827:437) P13:309  
= *Piranga erythrocephala erythrocephala* (Swainson). 27/Thr/43/b/1.

Syntype, (♂).

Only with a UMZC label printed "Swainson Collection". Hellmayr (9, 1936:294) states "type in Bullock Collection, now in Liverpool", although no mention of such a specimen is made by Wagstaffe (1978). Thanks to M.J. Lagen and C.T. Fisher, I have had the loan from the MCML of an apparent adult male, Derby specimen no. 5444. In Prof. A. Newton's copy of the catalogue of the Bullock Sale of 1819 (see above, *Momotus mexicanus*, P5:225), on p. 112, item 93 "Beautiful Tanager; from Mexico: undescribed" is endorsed "Ld Stanley". Miss Fisher drew my attention to this, from another copy of the catalogue in the MCML, similarly endorsed. According to Morgan (in Wagstaffe, 1978:1), Lord Stanley became the 13th Earl of Derby in 1834. Also, he bought 298 specimens at the Bullock Sale of 1811-12 (this should surely read 1819). Derby no. 5444 could *prima facie* be the specimen in the Bullock Sale catalogue. On the other hand, item 93 is indeterminate as to species, and "Mexico" could well be an error: see page 18 above. There is every reason to believe that the holotype of *Momotus mexicanus* had yet to be collected at the time of the Bullock Sale in 1819. Instead, it was disposed of at a sale ostensibly in 1825.

after Bullock father and son had been able to visit Mexico. Derby no. 5444 was probably also collected after 1819. There is no indication from the label of its origin, but like the UMZC specimen the style of the skin is typical of Bullock. Although Swainson writes of "the bird (singular) before me", the two specimens are held to be syntypes, since Swainson also quotes Bullock that "Two were shot". Why, unlike the holotype of *Momotus mexicanus*, Derby no. 5444 is not made up, is a matter for conjecture. Maybe Swainson passed it to Lord Derby direct, returning neither specimen to Bullock for sale. The UMZC one has been examined by A.J. van Rossem and A.R. Phillips, who both believed it to have type status. Both specimens have the pileum scarlet-vermilion bordered by olive-green, not pinkish vermilion bordered by yellowish green as in *P. e. candida* Griscom, cf. Hellmayr (*loc. cit.*). The UMZC one has wing 76, tail 71, culmen (from skull) 17 mm.

*Ramphopsis atrococcineus* Swainson (Orn. Drawings 2, Birds Brazil, 1834: pl. 20) P13:313  
= *Ramphocelus carbo carbo* (Pallas). 27/Thr/45/b/2,3.

Syntypes, (♂♂).

Each only with a UMZC label printed "Swainson Collection". Swainson's plate shows the red colour as insufficiently crimson in tone, and the remainder of the plumage should appear darker, more blackish. It is, however, the male, not the female, which is illustrated, since the abdomen is shown as brown, not red. As indicated by Hellmayr (9, 1936:251), it is assumed that the form involved is nominate *carbo*. No. 2 has wing 77; tail 73; culmen (exposed) 15, (from skull) 21 mm. No. 3 has tail 72 mm, but both wings are "stripped" (Clancey, 1967), and the bill tip is broken.

*Ramphopsis coccineus* Swainson (Orn. Drawings 2, Birds Brazil, 1834: pl. 18, male, pl. 19, female) P13:315

= *Ramphocelus bresilius bresilius* (Linnaeus). 27/Thr/45/a/3,4,11,12.

Syntypes, 2 (♂♂), 2 (♀♀).

Each only with a UMZC label printed "Swainson Collection". The subspecific identification of the two females is only an assumption. Cf. Hellmayr (9, 1936:245), only the male is sub-specifically distinguishable.

*Spindalis bilineatus* Jardine and Selby (Ill. Orn., n.s., 1, 1836: pl. 9, with text) P13:317  
= *Spindalis zena nigricephala* (Jameson). 27/Thr/49/a/13.

Syntype, (♂), Jamaica.

Bears a UMZC label printed "Deposited by the Trustees of P.J. Selby"; also a label marked by Selby with Jardine and Selby's name as above. Only the male is illustrated and described, "three or four specimens of which we received some time since from Jamaica". There are also two Jardine specimens: 27/Thr/49/a/32, 33. ♂, ♀, Jamaica, Dr Parnell; Jardine nos 6057, 6056. However, they are also dated "184", seemingly indicating their receipt in the decade after Jardine and Selby's publication; apart from which it is obvious that the female can be ruled out as a syntype. Nevertheless, in the absence of any evidence of receipt after publication, the Selby male is accepted as such. Jameson (in 1835) also describes the male only, without any indication of the source of his material, while Jardine and Selby make no reference to Jameson. The Selby specimen has wing 102, tail 76, culmen (from skull) 18 mm.

*Tanagra cana* Swainson (Orn. Drawings 3, Birds Brazil, 1834: pl. 37) P13:318  
 = *Thraupis episcopus cana* (Swainson). 27/Thr/54/e/1.

Holotype, unsexed (ad.), Brazil or W. Ind. (!).

Also marked by Swainson with his name as above, and "Orn. Drawings no. 37". It agrees well with the plate, although the humeral patch is a little brighter, thus in accord with the stricture of Hellmayr (9, 1936:211). In this respect it agrees particularly well with a Strickland specimen from Guatemala, 27/Thr/54/e/10. It has also been compared with material in the BMNH assigned to *cana*. It is darker on average on the upperparts, especially the crown. However, there is surely no justification whatever for disturbance of the existing nomenclature. It has wing 84, tail 62, culmen (from skull) 18 mm. Another Swainson specimen, 27/Thr/54/e/2, is marked by him almost identically, "T. cana Orn. Dr. no. 37 Brazil?". Yet it is altogether darker, especially on the mantle, the humeral patch more strongly violaceous blue. It agrees with three specimens of *T. e. berlepschi* (Dalmas) from Tobago, 27/Thr/54/e/6,15,16. Swainson could not have used it for his plate as well, despite the labelling. It is unlikely that he could have used more than the one specimen.

*Tanagra episcopus* Swainson (Orn. Drawings 4, Birds Brazil, 1835: pl. 39) P13:322  
 = *Thraupis cyanoptera* (Vieillot). 27/Thr/54/d/3.

Holotype, (♂, ad.), Brazil.

Also marked by Swainson "T. Episcopus Sw. Orn. Drawings 39". Clearly not *Tanagra episcopus* Linnaeus, of which Swainson was seemingly unaware. The plate was later used as the basis of *Tanagra argentata* G.R. Gray, cf. Hellmayr (9, 1936:217). Another specimen, also an apparent adult male, 27/Thr/54/d/7, bears only a UMZC label printed "Swainson Collection". It is not accepted as having type status. The two specimens measure respectively: wing 93, 92; tail 64, 61; culmen (from skull) 19, 18 mm.

*Tanagra mornata* (= *inornata*) Swainson (Orn. Drawings 4, Birds Brazil, 1835: pl. 40)  
 = *Thraupis cyanoptera* (Vieillot). 27/Thr/54/d/6. P13:322

Holotype, unsexed (imm.), Brazil.

Also marked by Swainson "T. inornata Sw. Orn. Dr. 40". Hellmayr (9, 1936:217) was not able to examine this specimen, and was unsure whether it belonged to *cyanoptera* or *sayaca*. Sclater (Cat. birds Brit. Mus. 11, 1886:159) had difficulty in distinguishing the two species, particularly young birds. Although the above specimen has been compared with a considerable body of material in the BMNH, the problem still remains. However, Schauensee (1970: 388) indicates that *cyanoptera* is larger than *episcopus* and *sayaca*. As this specimen has wing as much as 94 mm (as against 84 mm in the one of *T. episcopus cana* above), with tail 66, culmen (from skull) 19 mm, it appears to belong with *cyanoptera*. Presumably Swainson had only this one specimen.

[Apart from the three Swainson names in the genus *Tanagra* (now *Thraupis*) listed above, mention is appropriate of three more in Swainson (*op. cit.*), P13:320–324. None of the specimens now to be mentioned actually bears a reference to any plate therein:

(a) Pl. 38, as *T. olivascens* Lich, the same as *Thraupis p. palmarum* (Wied): 27/Thr/54/g/1, marked by Swainson "T. olivascens Lich Pernambuco".

(b) Pl. 41, as *T. caelestes* Spix, the basis of *T. swainsoni* G.R. Gray, and the same as *Thraupis s. sayaca* (Linnaeus), cf. Hellmayr (9, 1936:220): no specimen found—only 27/Thr/54/h/1, marked by Swainson “*T. caelestes?* Pernambuco”. This specimen, attributed to *T. s. sayaca*, is altogether duller and browner than in Pl. 41, especially on the upperparts.  
 (c) Pl. 42, as *T. ornata* Sp(arrman) (♂), specific name still in use: three Swainson males, 27/Thr/54/f/1–3, each with a UMZC label printed “Swainson Collection”, no. 1 in addition marked by him “*T. ornata* Sw. Brazil”.

In addition, Swainson (Anim. in Menag., 1838:313) describes *T. serioptera*, a synonym of *Thraupis e. episcopus* (Linnaeus), *fide* Hellmayr (9, 1936:206). No material of this form emanating from Swainson has been found.]

*Pipraeidea cyanea* Swainson (Zool. Journ. 3, 1827: 174) P13:340  
 = *Pipraeidea melanota melanota* (Vieillot). 27/Thr/42/a/1.

Holotype, (♂).

Also marked by Swainson “G(enus) Pipraeidea Sw. azurea”, on reverse of same label “Euphonia vittata . . . . Pl. col. p. 48”. The final indication evidently refers to *Tanagra vittata* Temminck, as cited by Hellmayr (9, 1936:77). Swainson (*op. cit.*) was apparently still unaware of Temminck’s name, although it had been published in 1821. He mentions only his own name *cyanea* (in support of his genus *Pipraeidea*), and “azurea” would appear to be a mere MS name. He indicates that he had but the one specimen.

*Euphonia trinitatis* Strickland (Contr. Orn. 1, 1851:72) P13:343  
 = *Euphonia trinitatis* Strickland. 27/Thr/26/w/2.

Syntype, (♂), Trinidad, ex Sclater, 1850; Strickl. no. 862b.

Also marked by Strickland with his name as above. And bears an earlier “Mus. P.L. Sclater” label, showing that Sclater obtained it from Argent (a London dealer, cf. Salvin, 1882: ix). Salvin (*op. cit.*: 179) comments “doubtless one of the types of the species”. There is another syntype, also ex Sclater, in the BMNH (Warren and Harrison, 1971:568).

*Euphonia strictifrons* Strickland (Contr. Orn. 1, 1851:72) P13:352  
 = *Euphonia minuta minuta* Cabanis. 27/Thr/26/q/1.

Syntype, (♂), bought at Stevens’s, 1845; Strickl. no. 863a.

Also marked by Strickland with his name as above. Salvin (1882:180) comments “Probably one of the types”, which is surely correct. There is another syntype in the BMNH (Warren and Harrison, 1971:533).

[The only Swainson specimen of *Tangara gyrola*, P13:372, in the UMZC, 27/Thr/52/s/1, bears only a label printed “Swainson Collection”, but was presumably used by Swainson (Zool. Ill. 2, 1831: pl. 28, with text, as *Aglaia gyrola*, the specific name introduced originally by Linnaeus). As indicated by Hellmayr (9, 1936:148), it appears to belong with *T. g. viridissima* (Lafresnaye). Hellmayr (*op. cit.*: 142) suggests that the specimen used by Swainson (Anim. in Menag., 1838:356) in describing *A. chrysoptera*, synonymous with *T. g. gyrola* (Linnaeus), is in the UMZC, but it is probably lost. The same applies to *A. peruviana* Swainson (*loc. cit.*), cf. Hellmayr (*op. cit.*: 143–144)].



*Aglaia cucullata* Swainson (Orn. Drawings 1, Birds Brazil, 1834: pl. 7) P13:376  
 = *Tangara cucullata cucullata* (Swainson). 27/Thr/52/h/1.

Holotype, (♂).

Only with a UMZC label printed "Swainson Collection" and a blank Swainson type of label. Compared in the BMNH with material from Grenada and St Vincent. Wing 75; tail 51; culmen (exposed) 12.5, (from skull) 16 mm. It is presumed that Swainson had only this one specimen, which agrees well with the plate except that the crown is darker, sepia in tone. According to Salvin (1882: 184), a Strickland specimen agrees with Swainson's type. In colour it is in fact easily distinguished. The crown is paler, much more chestnut in tone. The mantle and back are green (concolorous with the wing-coverts), instead of pale metallic golden. The underparts are almost lacking in any violet-blue wash. It is an apparent female. Wing 74; tail 53; culmen (exposed) 11, (from skull) 15 mm.

*Aglaia melanotus* (sic) Swainson (Orn. Drawings 3, Birds Brazil, 1834: pl. 31) P13:376  
 = *Tangara peruviana* (Desmarest). 27/Thr/52/ff/3,4.

Syntypes, (♂♂).

Both only with a UMZC label printed "Swainson Collection", although no. 4 also has a blank Swainson type of label.

*Aglaia melanotis* (sic) Swainson (Orn. Drawings 4, Birds Brazil, 1835: pl. 43) P13:376  
 = *Tangara peruviana* (Desmarest). 27/Thr/52/ff/5.

Holotype, (♀).

Only with a UMZC label printed "Swainson Collection", and a blank Swainson type of label. See also immediately above. Although "holotype" is used in the present case, almost certainly Swainson was aware that he was dealing with only the one species, since both plates are titled with virtually the same scientific name. "Black-backed Tanager" is also applied to both.

*Calliste castanonota* Sclater (Contr. Orn., 1851:63) P13:377  
 = *Tangara preciosa* (Cabanis). 27/Thr/52/gg/1.

Syntype, (♂), 1838, N.C. Strickland; Strickl. no. 892a.

Also marked by Strickland with Sclater's name as above. Sclater states that his description is taken from a specimen in Strickland's collection. Yet he had seen other apparent males in the museums in Brussels and Liverpool, and also quotes a description of the female. So the present specimen is not a holotype.

*Calliste thalassina* Strickland (Ann. Mag. Nat. Hist. 13, 1844:419) P13:382  
 = *Tangara nigrocincta* (Bonaparte). 27/Thr/52/bb/1.

Holotype, (♀), from Thomas, Liverpool, 1842; Strickl. no. 901a.

Also marked by Strickland with his name as above, likewise "This is my original type specimen" (there is no evidence that he had any other). Sexed by comparison with 15♂♂, 13♀♀ in the BMNH.

*Tanagrella multicolor* Swainson (Anim. in Menag., 1838:313) P13:386  
 = *Tangara velia cyanomelaena* (Wied). 27/Thr/52/qq/1.

Holotype, ♀.

Only with a UMZC label printed "Swainson Collection", a blank Swainson type of label, and a very small tag marked by him "69. Fem.". It is presumed that he had only this one specimen.

*Dacnis melanotis* Strickland (Contr. Orn., 1851:16) P13:388  
 = *Dacnis lineata lineata* (Gmelin). 27/Thr/20/f/2.

Holotype, (♂), Demerara, 1843, Cashmore; Strickl. no. 849a.

Also marked by Strickland with his name as above. Apparently he had only the one specimen. Salvin (1882:176) thought it "probably the type", while Hellmayr (8, 1935:276) lists it as such without qualification.

*Procnias hirundacea* Swainson (Zool. Ill. 1 (1), 1820–21: pl. 21(♂), with text) P13:409  
 = *Tersina viridis viridis* (Illiger). 27/Ter/1/a/6,7.

Syntypes, (♂), ♀, Brazil.

Both also marked by Swainson "Procnias ventralis Illiger" (male also "Tersina coerulea Vieillot"). Both these combinations are listed by Hellmayr (9, 1936:1–2). Neither specimen is marked with Swainson's own name, although presumably both were used by him. He was apparently unaware (in 1820–21) of these slightly earlier names; and indeed of Illiger's original name, dated as early as 1811. Measurements respectively: wing 93, 90; tail 52, 55; culmen (from skull) 15, 16 mm.

[Hellmayr (8, 1935:418) could not trace any specimen of *Seiurus tenuirostris* Swainson (Phil. Mag., n.s., 1, 1827:369), P14:35, which he considered as possibly an earlier name for *S. noveboracensis notabilis* Ridgway. The only Swainson specimen of the species *noveboracensis* available is 27/Paru/2/c/19, merely bearing a UMZC label printed "Swainson Collection". Its card is marked by A.R. Phillips "could be the type, but description is inadequate". From Swainson (*op. cit.*) it should be a Bullock skin (from Mexico), but is entirely atypical thereof].

*Trichas personatus* Swainson (Phil. Mag., n.s., 1, 1827:433) P14:38  
 = *Geothlypis trichas trichas* (Linnaeus). 27/Paru/9/n/28.

Holotype, (♂), Mex(ico), Bullock.

Also marked by Swainson with his name as above, followed by "Wilson i pl.6 f.1". Although further marked "N. Am." as well as "Mex", the make-up of the skin is typical of a Bullock one from Mexico. The name *personatus* seems no more than a substitute for what he refers to (*op. cit.*; also Zool. Journ. 3(10), 1827:167) as *Sylvia trichas* Wilson, but evidently really intended *S. marilandica* Wilson (Amer. Orn. 1, 1808:88, pl. 6, fig.1). The specimen has wing 59; tail 56; culmen (exposed) 12, (from skull) 15 mm.

*Trichas brachidactylus* Swainson (Anim. in Menag., 1838:295) P14:39  
 = *Geothlypis trichas trichas* (Linnaeus). 27/Paru/9/n/13,19.

Syntypes, (♂♂), North America, Ward.

Both marked by Swainson with his name as above. No. 19 is labelled by A.J. van Rossem as "Type", but it would seem that it is a syntype with no. 13. No. 13 has wing 57; tail 51;

culmen broken. No. 19 has wing and tail both as for no. 13; culmen (exposed) 11, (from skull) 14 mm. A female, 27/Paru/9/n/21, is also marked by Swainson with his name as above, but he describes the male only. Another male of *G. t. trichas* is marked by Swainson "Trichas borealis Sw.", but this seems to be a mere MS name. As Swainson points out, the wings and tail are rather shorter than in *T. personatus*, and there is also some disparity in the toe-lengths, but obviously these differences are insignificant.

*Tanagra canicapilla* Swainson (Zool. Ill. 1(3), 1823: pl. 174, with text) P14:44  
= *Geothlypis aequinoctialis aequinoctialis* (Gmelin). 27/Paru/9/a/5,6.

Syntypes, (♂♂).

Both only with a UMZC label printed "Swainson Collection". As noted by Hellmayr (8, 1935:439), the plate shows a bird with the supra-auricular region greenish, not grey, as is so in both of these specimens. Another Swainson male, 27/Paru/9/a/10, again without any data, seems to belong with *G. a. velata* (Vieillot).

*Setophaga rubra* Swainson (Phil. Mag., n.s., 1, 1827: 368) P14:52  
= *Ergaticus ruber ruber* (Swainson). 27/Paru/7/a/1,2.

Syntypes, unsexed, Mexico (no.1 only).

No.1 also marked by Swainson with his name as above; no.2 only with a UMZC label printed "Swainson Collection". Both examined by A.R. Phillips. Measurements respectively: wing 59, 60; tail 52, 57; culmen (from skull) 12, 11 mm.

*Setophaga miniata* Swainson (Phil. Mag., n.s., 1, 1827:368) P14:53  
= *Myioborus miniatus miniatus* (Swainson). 27/Paru/17/g/7.

Holotype, unsexed (imm.).

Only with a UMZC label printed "Swainson Collection". As noted by Salvin (Ibis, 1878: 309), chestnut on the crown is almost lacking, indicating that it is immature. The specimen is of typical Bullock make-up. There is no indication that Swainson had more than this one, which has wing 62, tail 66, culmen (from skull) 16 mm. One wing is missing.

*Setophaga auricapilla* Swainson (Anim. in Menag., 1838:293) P14:68  
= *Basileuterus culicivorus auricapillus* (Swainson). 27/Paru/1/h/1.

Holotype, unsexed, Brazil, 1834, Sale.

Also marked by Swainson with his name as above. Examined and commented on by Hellmayr (8, 1935:498). There is no indication that Swainson had more than this one specimen, which has wing 53, tail 48, culmen (from skull) 13 mm.

*Trichas superciliosus* Swainson (Anim. in Menag., 1838:295) P14:75  
= *Basileuterus leucoblepharus* (Vieillot). 27/Paru/1/m/1.

Holotype, unsexed, Brazil, 1834, Sale.

Also marked by Swainson with his name as above. There is no indication that he had more than this one specimen. Examined by Hellmayr (8, 1935:485).

*Certhiola newtoni* Ridgway (Amer. Natur. 7, 1873: 611)

P14:90

= *Coereba flaveola newtoni* (Ridgway). 27/Paru/4/a/14.(SI 39380, see below).

Holotype, ♂, St Croix, 1 May 1858, E. Newton.

Although Monroe (in Peters *et al.* 14, 1968:88,90) cites Ridgway as author of *caboti*, *newtoni* and *barbadensis*, Baird would seem to be more correctly so. Ridgway is author of a paper "On some new forms of American birds" (Amer. Natur. 7, 1873:602–619), but (p. 603) states "included in the paper are some hitherto unpublished descriptions of races of birds by Prof. Baird", while (p. 609) there is a heading "Genus *Certhiola* Sundevall By Spencer F. Baird". Baird does not indicate what material he had of *newtoni*. Rightly or wrongly, the above specimen is regarded as the holotype. In addition to an original label in E. Newton's handwriting, it also bears a Smithsonian Institution (SI) label numbered 39380. It is evidently the specimen so numbered and referred to by Ridgway (2, 1902:416) as "no longer to be found in the National Museum collection". Indeed Ridgway saw no material of *newtoni*. Six further specimens of this form, each with Newton and SI labels except as qualified below, were found in the UMZC. No. 18, dated 1857, was collected by A. Newton, all three dated 1858 by E. Newton (see also Newton and Newton, Ibis, 1859:59, 67), and all six are marked as from St Croix (or Santa Cruz, the same):

UMZC cat. ref.

27/Paru/4/a/

SI no.

Sex

Date

15	54915	♂ imm	25 Aug 58
16	54916	♂	10 Sep 58
17	54917	♂	6 May 58
18	54918	♂	7 May 57
19	54919	—	7 Feb 57
20	70470	—	—

Nos 19 and 20 lack Newton labels. In common with the other SI labels, the collector of no. 19 (54919) is shown as "A. & E. Newton", but the date is outside the period of stay of either (Newton and Newton, *op. cit.*: 59). The SI label with no. 20 (70470) is marked "St Croix" without date, against which A. Newton has pencilled "Qu. St Thomas?". i.e. some 40 miles north of St Croix. However, if this were correct, the specimen would belong with *C. f. sanctithomae* (Sundevall), but it does not appear to differ racially from the other six specimens. G.E. Watson, of the Smithsonian Institution, has helped greatly in resolving the problems posed.

From his letter dated 3 May 1979 it emerges that:

- (1) No 14 (holotype) was sent by A. Newton to Baird in 1865, for it was registered as SI 39380 between 4 and 8 Nov 1865.
- (2) Nos 15–19 were registered in Apr 1869 as SI 54915–919, but no. 20 not until 17 Mar 1876 as SI 70470.
- (3) Nos 14–18 were recorded as "borrowed birds, returned to A. Newton May 16, 1879", and no. 14 (SI 39380) is underlined in the catalogue, in accordance with practice for type material.
- (4) Nos 19 (SI 54919) and 20 (SI 70470) should have been retained by the Smithsonian Institution; by agreement with Watson, no. 19 was returned in May 1979, and has been recatalogued as USNM 527899). There is no indication at all that no. 20, not

registered (as above) until 17 Mar 1876, could have been used by Baird (in 1873 or earlier). It is possible that nos 15–19 are syntypes with no. 14, as also used by Baird. Nevertheless, type status applies only with complete certainty to no. 14, the one underlined in the Smithsonian catalogue as having such status.

*Himatione dolei* Wilson (Proc. Zool. Soc. Lond., 1891:166) P14:95  
= *Palmeria dolei* (Wilson). 27/Dre/7/a/1.

Holotype, unsexed imm., Maui Island, 8 Jul 1888; ex Scott B. Wilson.

For a full commentary, see Wilson and Evans (5, 1894:15–17). The adult was first described by Rothschild (Ibis, 1893:113, as *P. mirabilis*). Banko (1979:62) refers to a “type” in the UMZC (as CMZ), i.e., the above specimen. Type material in other museums to which he refers would be of *P. mirabilis*. The above specimen has wing 77, tail 52, culmen (from skull) 18.5 mm, and is by no means fully grown.

*Drepanis funerea* A. Newton (Proc. Zool. Soc. Lond., 1893:690) P14:95  
= *Drepanis funerea* Newton. 27/Dre/2/a/1,2.

Syntypes, (♂, ♂ imm.), Molokai Island, 18, 25 Jun 1893, R.C.L. Perkins; ex Roy. Soc. and Brit. Assoc. Committee for Exploration of Sandwich Iss.

Neither specimen was sexed by Perkins, and the above indications are from Newton, no: 2 being marked by him “juv”. Benson (1972:66) also records a specimen as collected in Jun 1896. The dates of the ♂ (imm.) and ♀ (mounted) were transposed. It is the ♀ (mounted), 27/Dre/2/a/3, which was collected in Jun 1896. Obviously it cannot have type status, since Newton’s description was received for publication on 7 Nov 1893. Benson (*op. cit.*) draws attention to the matt black plumage of the immature. Nos 1 (♂ ad.) and 2 (♂ imm.) each has both wings “stripped” (Clancey, 1967) and not accurately measurable; tail 74, 65; culmen (from skull) 60, 48 mm. Newton (*op. cit.*) does not specify precisely what material he had, although there can be no doubt that he used the first two specimens above. No. 1 is marked by him “For Proc. Zool. Soc. 7 Nov 1893”. Warren and Harrison (1971:199) record three syntypes as in the BMNH. There was yet another specimen in the UMZC, collected by Perkins on 13 Sep 1893, exchanged with the Museum of Comparative Zoology, Harvard, in 1927. As Newton’s description was received for publication on 7 Nov 1893, only eight weeks later, it is unlikely that it was available. Unaccountably, Banko (1979: 65) makes no mention of the UMZC material.

*Himatione stejnegeri* Wilson (Proc. Zool. Soc. Lond., 1889:446) P14:96  
= *Viridonia virens stejnegeri* (Wilson). 27/Dre/12/c/42,43.

Syntypes, ♀ ♀, Kauai Island, Sep 1888; ex Scott B. Wilson.

There is a male syntype in the BMNH (Warren and Harrison, 1971:526). The sexes are apparently indistinguishable externally. The specimen of *H. chloris* Cabanis, bearing Cabanis’ comment, to which Wilson refers, is 27/Dre/12/c/16, ex Jardine (Jardine no. 4875). For a summary of material of *stejnegeri*, see Banko (1979: 31).

[No claim for type status can be made for a specimen of *Viridonia virens wilsoni* (Rothschild), P14:97, 27/Dre/12/c/26, Maui Island, Jul 1888, ex Scott B. Wilson. Rothschild in his original description (1893) gives no detail of the source of his material, except that it was

received from "his collector". However, he (Avif. Laysan & Hawaiian Possessions 3, 1900: 137) indicates that this was Palmer].

*Himatione kalaana* Wilson and Evans (Aves Hawaiienses 6, 1896:28) P14:97  
= *Viridonia virens wilsoni* (Rothschild). 27/Dre/12/c/27–29.

Syntypes, 2♂♂, ♀, Molokai Island, Jun 1888; ex Scott B. Wilson.

There are a further six specimens (27/Dre/12/c/30–35) obtained by R.C.L. Perkins on Molokai in May, Jun and Sep 1893. Wilson (in Wilson and Evans) refers to such material, although its recognition as representing further syntypes does not seem justified. On the other hand, not mentioned by Warren and Harrison (1971, 1973), there are five Wilson specimens in the BMNH, all collected in Jun 1888, which can be recognised as syntypes. Banko (1979:33) traced in all 212 specimens of *wilsoni*, from Molokai, Lanai and Maui.

*Himatione chloridoides* Wilson and Evans (Aves Hawaiienses 6, 1896:28) P14:97  
= *Viridonia virens wilsoni* (Rothschild). 27/Dre/12/c/36.

Syntype, ♂, Lanai Island, Jun 1888; ex Scott B. Wilson.

Although marked by Wilson as "young", this is not obvious. It agrees reasonably well with the description as cited above. Wilson (in Wilson and Evans) writes of the "specimens" (plural) which he obtained. There are five specimens (27/Dre/12/c/37–41) obtained by Perkins on Lanai in 1893–94, but as with *H. kalaana* above they are not recognised as syntypes. However, as for *kalaana*, there are Wilson syntypes in the BMNH, four collected in Jun 1888.

*Hemignathus stejnegeri* Wilson (Ann. Mag. Nat. Hist. 6(4), 1889:400) P14:97  
= *Hemignathus obscurus procerus* Cabanis. 27/Dre/3/b/6,7.

Syntypes, ♂♂, Kauai Island, Aug, Sep 1888; ex Scott B. Wilson.

Wilson (in Wilson and Evans, 3, 1892:61) points out that Cabanis' name has a few weeks priority. There are three further syntypes of *stejnegeri* in the BMNH (Warren and Harrison, 1971:526). Banko (1979:45) traced 102 specimens of *procerus*, which he regards as a full species.

[*Hemignathus obscurus ellisianus* (Gray), P14:98, is not represented in the UMZC. The synonymous *lichtensteinii* Wilson (Ann. Mag. Nat. Hist. 6(4), 1889:401) was based on a single specimen lent to him from Berlin, as repeated in Wilson and Evans (1894: 66).]

*Hemignathus hanapepe* Wilson (Ann. Mag. Nat. Hist. 6(4), 1889:401) P14:98  
= *Hemignathus lucidus hanapepe* Wilson. 27/Dre/3/a/3,4.

Syntypes, ♂, ♀, Kauai Island, Sep 1888; ex Scott B. Wilson.

There is another male syntype in the BMNH (Warren and Harrison, 1971:230). Fisher (1981:283) records what must be yet another in the MCML, and (personal communication 12 Aug 1981) agrees that this is so. Wilson (in Wilson and Evans, 3, 1892:81) states that he collected five specimens at the time of his discovery. The remaining one is presumed lost. Banko (1979:49) traced 34 specimens of *hanapepe*, without making mention of the MCML one.

[Four specimens of *Hemignathus wilsoni* (Rothschild), P14:99, (correct page reference to the description 97, not 75), 27/Dre/3/c/1,2,8,10, Hawaii Island, ex Scott B. Wilson, were collected in Jul 1887, Feb, Mar 1888. Wilson and Evans (3, 1892: 75) use the name *H. olivaceus* (Lafresnaye), dated 1893, but no longer accepted. Rothschild seems only to have used specimens obtained by his collector Palmer. So none of the above four can be regarded as syntypes; nor a further two collected by Perkins in Jul, Aug 1892, 27/Dre/3/c/3,9, yet still antedating Rothschild's description, dated 1893.]

*Chrysomitridops caeruleirostris* Wilson (Proc. Zool. Soc. Lond., 1889:445) P14:99  
= *Loxops coccinea caeruleirostris* (Wilson). 27/Dre/6/a/28–30,35.

Syntypes, 4♂♂, Kauai Island, Sep 1888; ex Scott B. Wilson.

No. 35 is in a mounted display of Drepanididae. There are two further syntypes in the BMNH (Warren and Harrison, 1971:86). Oct 1888 as the collection date in Wilson and Evans (1, 1890:59) is apparently not strictly correct. No date is given in the original description. Banko (1979:42) records 93 specimens of *caeruleirostris*, including seven in the UMZC (as CMZ), one of them pickled. It has not been traced. The remaining two of the six skins were collected by Perkins in Oct 1895.

*Himatione mana* Wilson (Ann. Mag. Nat. Hist. 6(7), 1891:460) P14:100  
= *Paroreomyza maculata mana* (Wilson). 27/Dre/8/a/9,10.

Syntypes, ♀♀, Kilauea, Kona, Hawaii Island, 13 Jun 1887, Sep 1887; ex Scott B. Wilson. Wilson describes both sexes without indicating any further what material he had, but (in Wilson and Evans, 4, 1893:47) states that he had three specimens. The two cited above agree with the illustration and description of a female in the second reference. The male syntype is probably lost. No mention of such a specimen is made by Warren and Harrison (1971, 1973), and a search for it in the BMNH on 8 May 1979 was negative. Banko (1979:41) traced 199 specimens of *mana* (as *Loxops maculatus mana*), including eight in the UMZC (as CMZ). The further six were collected by Perkins in 1894–96.

*Loxops flammea* Wilson (Proc. Zool. Soc. Lond., 1890(1889):445) P14:100  
= *Paroreomyza maculata flammea* (Wilson). 27/Dre/8/a/32,33.

Syntypes, ♂, ♀, Molokai Island, Jun 1888; ex Scott B. Wilson.

Wilson describes both sexes without indicating any further what material he had, but (in Wilson and Evans, 1, 1890:39) specifies that he collected two males and a female. The other male syntype is in the BMNH (Warren and Harrison, 1971:177). Banko (1979:38) traced 134 specimens of *flammea* (as *Loxops maculatus flammeus*), including 11 in the UMZC (as CMZ). The further nine were collected by Perkins (two in 1893, seven in 1902).

*Himatione montana* Wilson (Proc. Zool. Soc. Lond., 1889:446) P14:100  
= *Paroreomyza maculata montana* (Wilson). 27/Dre/8/a/1,2,60.

Syntypes, ♂, ♀, unsexed (imm.), Lanai Island, Jun (no. 2, 31 May) 1888; ex Scott B. Wilson. Wilson's published information is on similar lines to that for the two previous forms, and (in Wilson and Evans, 1892:45) he indicates that he collected one adult male and female each, and two immatures. No. 60, which is in very poor condition, is apparently one of the two latter, but the other is assumed lost. No mention of any type material is

made by Warren and Harrison (1971, 1973), and a search for a second immature specimen in the BMNH on 8 May 1979 was negative. Banko (1979:39) traced 65 specimens of *montana* (as *Loxops maculatus montanus*), including 11 in the UMZC (as CMZ). The further eight were collected by Perkins between Dec 1893 and Jul 1894.

[The only specimen of *Loxioides c. cantans* (Wilson), P14:102, in the UMZC is a male which died in Honolulu in Oct 1894: ex Perkins, 27/Dre/5/b/1. The single specimen used by Wilson is in the AMNH (Banko, 1979:56, as *Psittirostra c. cantans*. (He saw the other caged in Honolulu).]

*Chloridops kona* Wilson (Proc. Zool. Soc. Lond., 1888:218) P14:103  
= *Loxioides kona* (Wilson). 27/Dre/5/d/5.

Holotype, ♀, Keauhou, Kona, Hawaii Island, 21 Jun 1887; ex Scott B. Wilson. It is clear (as also from Wilson and Evans, 4, 1893:97) that Wilson had only the one specimen. It is mounted. Banko (1979:59, as *Psittirostra kona*) traced only 48 specimens, including five in the UMZC (as CMZ). The further four were obtained by Perkins, on 12, 14, 15 Jul, 10 Aug 1892.

*Malaconotus leucotis* Swainson (Anim. in Menag., 1838:341) P14:110  
= *Vireolanus leucotis leucotis* (Swainson). 27/Vir/4/a/1.

Holotype, unsexed. Only with a UMZC label printed "Swainson Collection". Reported on by Salvin (Ibis, 1878:443–445, pl. 11), the label endorsed by him "Most probably the Type of *M. leucotis*, Sw. An. in Menag. p. 341". Also examined by Hellmayr (8, 1935:190). There is no evidence that Swainson had more than this one specimen, which has wing 68, tail 43+ (worn), culmen (from skull) 21 mm.

*Vireo bartramii* Swainson (in Swainson and Richardson, Fauna Bor.-Amer. 2, 1832:237) P14:124  
= *Vireo olivaceus agilis* (Lichtenstein). 27/Vir/3/t/14,15,22.

Syntypes, unsexed, Brazil. No. 22 bears only a UMZC label printed "Swainson Collection". Nos 14 and 15 are marked by Swainson also with his name as above. He (*op. cit.*) describes an adult shot in Brazil at 12°S, but it is presumed that all three of the above specimens were available. They have the upperparts brighter and lighter, the superciliary stripe white rather than buff, in comparison with a specimen (27/Vir/3/t/19, ex J.F. Hamilton) from São Paulo, *V. o. diversus* Zimmer (Amer. Mus. Novit. 1127, 1941:7, in which *bartramii* is synonymised with *agilis* as above).

*Vireo longirostris* Swainson (in Swainson and Richardson, Fauna Bor.-Amer. 2, 1832:237) P14:126  
= *Vireo altiloquus barbadensis* Ridgway. 27/Vir/3/a/12.

Syntype, (♀), St Vincent. Also marked by Swainson with his name as above; wing 69, tail 49, culmen (from skull) 20 mm. Sexed from the figures in Ridgway (3, 1904:140); even so, unusually small. Examined by A.R. Phillips, likewise another Swainson specimen, 27/Vir/3/a/11, *V. a. altiloquus* (Vieillot); wing 81, tail 53, culmen (from skull) 21.5 mm. Swainson gives as



localities St Vincent and Jamaica, the latter inhabited by *V. a. altiloquus*. Although no. 11 is also marked by Swainson as *V. longirostris*, the locality is "Dema" (Demarara or Guyana), so that ostensibly it cannot be a syntype. Such material as Swainson had from Jamaica is probably lost. Swainson's name antedates Ridgway's by some 43 years, but is a composite, covering two subspecifically distinct populations.

*Cassicus affinis* Swainson (Orn. Drawings 1, Birds Brazil, 1834: pl. 2) P14:145

= *Cacicus haemorrhous affinis* (Swainson). 27/Ict/3/d/5.

Holotype, ♂, Brazil.

Hellmayr (10, 1937:29) quotes Kinnear that the type of *affinis* should be in the UMZC but is apparently lost. The above is the only Swainson specimen of the species *haemorrhous* which has been found, and the one used by him (*op. cit.*: pl.1, as *Icterus haemorrhous*) would appear to be lost. Apart from the sex and locality quoted above, the specimen is also marked by Swainson "Cassicus haemorrhous Or do Lin Var I 306WS". Nevertheless, comparison in the BMNH with 20 specimens assigned to nominate *haemorrhous* and 27 to *affinis* shows that it agrees with the latter. Linnaeus in his brief description of *haemorrhous* makes no reference to any variety. It would seem that Swainson in his inscription on the label is referring to a variety of *haemorrhous*, whose name (*affinis*) he failed to append. Apart from the "306WS", there is also a small tag "306 Mas". Apparently Swainson collected the specimen himself, in that part of Brazil where *affinis* occurs (cf. also Hellmayr, *loc. cit. supra*). It has wing 162, tail 107, culmen (from skull) 36 mm.

*Cassiculus coronatus* Swainson (Phil. Mag., n.s., 1, 1827:436) P14:148

= *Cacicus melanicterus* (Bonaparte). 27/Ict/3/h/1.

Holotype, (♂), Mexico; Jardine no. 5328.

Also marked by Jardine "purchd. at Bullocks sale". The circumstances are assumed to be similar to those for *Momotus mexicanus* Swainson (P5:225 above). Thus the specimen was not purchased at the Bullock sale of 1819, but ca 1825. A.R. Phillips likewise accepts its type status. Sexed from its large size: wing 159, tail 134, culmen (from skull) 45 mm (cf. Ridgway, 2, 1902:1).

[Hellmayr (10, 1937:109) indicates that the type of *Icterus tibialis* Swainson (Anim. in Menag., 1838:302), P14:150, is in the UMZC. The only Swainson specimen of the species *I. cayanensis* is 27/Ict/11/d/5, bearing only a UMZC label printed "Swainson Collection". It has the axillaries and under wing coverts mainly black, and the tibial feathers show no yellow. It measures as much as, wing 100; tail 101; culmen (exposed) 21, (from skull) 24.5 mm. Thus it appears to belong with the nominate subspecies. Probably any specimen of *tibialis* used by Swainson is lost.]

*Icterus cucullatus* Swainson (Phil. Mag., n.s., 1, 1827:436) P14:158

= *Icterus cucullatus cucullatus* Swainson. 27/Ict/11/f/1.

Holotype, (♂, ad.).

Only with a UMZC label printed "Swainson Collection". Swainson describes only the adult male plumage, and gives no indication that he had more than the one specimen. Also examined by A.R. Phillips, who agrees as to its status. It has wing 89, tail 97, culmen

(from skull) 26 mm. Two further specimens, 27/Ict/11/f/2,3, bear original Swainson labels marked by him with his name as above, and "Young Mexico Bullock". Both are males in immature dress.

*Xanthornus bullockii* Swainson (Phil. Mag., n.s., 1, 1827:436) P14:161  
= *Icterus galbula bullockii* (Swainson). 27/Ict/11/h/1.

Holotype, (♂, ad.), Mexico, Bullock.

Also marked by Swainson "Xanths Vigorsii Sw". This is surely a mere MS name. Swainson (*op. cit.*) evidently changed his mind, indicating that he named the bird after Bullock father and son. The specimen has been examined by A.R. Phillips, who agrees as to its status. It is also marked by A.J. van Rossem as "Probably the type". Swainson describes only the adult male plumage, his description applying to this specimen, presumed to have been the only one available. Wing 107, tail 84, culmen (from skull) 23 mm.

*Icterus virescens* Vigors (Zool. Journ. 3, 1827:441) P14:163  
= *Icterus dominicensis melanopsis* (Wagler). 27/Ict/11/g/10.

Holotype, unsexed (imm.), Cuba, W.S. MacLeay.

Hellmayr (10, 1937:117) did not know the location of this specimen, which is in poor condition. There is another MacLeay specimen, 27/Ict/11/g/11, also young, whose condition is worse still. It cannot be regarded as a syntype, since one of the characters given by Vigors is the black forehead and throat. The feathers of the former area are totally missing, and remain only on the lower throat. This apart, Vigors's description is of "a bird in the collection": *i.e.*, singular. The holotype has wing 97, tail 81, culmen (from skull) 23 mm.

*Chrysonus zanthopygius* Swainson (Anim. in Menag., 1838:345) P14:166  
= *Xanthopsar flavus* (Gmelin). 27/Ict/25/a/1.

Holotype, (♂).

Also marked by Swainson with his name as above. He describes the male only. There is no indication that he had more than this one specimen, which has wing 105, tail 75, culmen (from skull) 24 mm.

*Leistes humeralis* Vigors (Zool. Journ. 3, 1827:442) P14:173  
= *Agelaius humeralis* (Vigors). 27/Ict/1/b/1.

Holotype, (♂), Cuba, W.S. MacLeay.

Hellmayr (10, 1937:171) did not know the location of this specimen. Vigors gives no indication what material he had available, but it is presumed only this one specimen, which has tail 83, culmen (from skull) 20 mm. Both wings are "stripped" (cf. Clancey, 1967) and unmeasurable. Apart from these measurements (cf. Ridgway, 2, 1902:343), the colour of the shoulder-patches indicates that it is a male.

*Leistes unicolor* Swainson (Anim. in Menag., 1838:304) P14:174  
= *Agelaius cyanopus cyanopus* Vieillot. 27/Ict/1/a/1,2.

Syntypes, ♂, ♀, Brazil, Sale (on ♀ only).

Both also marked by Swainson "Leistris (sic) unicolor". The type locality of *unicolor* is restricted by Parkes (Proc. Biol. Soc. Wash. 79, 1966:5) to the Rio Paraná, Brazil. The

male has wing 97, tail 88, culmen (from skull) 25.5 mm. The female has both wings "stripped" (cf. Clancey, 1967) and unmeasurable, tail 81, culmen (from skull) 26 mm. Note the surprisingly long culmen of the female.

*Agelaius ruficollis* Swainson (Anim. in Menag., 1838:302) P14:174

= *Agelaius ruficapillus frontalis* Vieillot. 27/Ict/1/e/5.

Holotype, ♂, Brazil.

Also marked by Swainson "G. Agelaius Sp. Nov. Rufous Breasted Maize bird". Presumed to be the specimen used by him (*op. cit.*), without further endorsement of the label. Compared with material in the BMNH, and as indicated by Hellmayr (10, 1937:183) synonymous with *frontalis*. There is no indication that Swainson had more than this one specimen. A Swainson female, 27/Ict/1/e/2, is also marked by him "G. Agelaius Rufous breasted Maize bird", but he describes the male only. The male has wing 92, tail 67, culmen (from skull) 19.5 mm.

*Leistes suchii* Vigors (Zool. Journ. 2, 1825:192, suppl., pl. 10) P14:181

= *Pseudoleistes guirahuro* (Vieillot). 27/Ict/20/a/1.

Holotype, unsexed, Brazil, 1825, Dr Such.

Only with a UMZC label printed "Deposited by the Trustees of P.J. Selby", also endorsed, apparently in the handwriting of Salvin (see also *Vireolanius l. leucotis*, P14:110), with the particulars as quoted immediately above. Vigors does not indicate what material was available, but it is assumed that he had only this one specimen. Of 12 in the BMNH, none was collected by Such. The UMZC specimen has wing 127, tail 100 mm, tip of bill broken. For evidence of an association between Selby and Such, see under *Tigrisoma fasciatum*, P1(ed.2):235, above.

*Leistes oriolides* Swainson (Anim. in Menag., 1838:303) P14:181

= *Pseudoleistes guirahuro* (Vieillot). 27/Ict/20/a/3.

Holotype, unsexed, Brazil.

Also marked by Swainson with his name as above. He (*op. cit.*) comments "The *Zanth. gasquet* and *L. Suchii* of authors". Both have precedence, thus see Hellmayr (10, 1937:194). It seems that Swainson merely considered his name as more apt, perhaps in view of the brown-and-yellow, oriole-like plumage. There is no evidence that he had more than the one specimen, which has wing 120, tail 92, culmen (from skull) 31 mm. The type of *L. brevirostris* Swainson is in Paris (Hellmayr, *loc. cit.*),

*Leistes niger* Swainson (Anim. in Menag., 1838:304) P14:183

= *Curaeus curaesus curaesus* (Molina). 27/Ict/4/a/3.

Holotype, unsexed.

Only with a UMZC label printed "Swainson Collection". Examined by Hellmayr (10, 1937:192). Tail 104, culmen (from skull) 36 mm. Both wings "stripped" (Clancey, 1967), not measurable. Hellmayr (*op. cit.*: 181, footnote) refers to Swainson specimens (plural) of this species, but only this one has been found. Nor does Swainson himself give any indication that he had more than the one.

[A specimen of *Dives atrovioleacea* (d'Orbigny), P14:186, 27/Ict/5/a/1, ex Jardine, no. 5303, is marked by him "Cuba Mr MacLeay", with an indication also that it was brought to Vigors. But Vigors (*Zool. Journ.* 3, 1827:441–442) makes no mention of it, and it was left to d'Orbigny 12 years later to describe this Cuban endemic as new to science. The Jardine specimen also bears the same type of ticket as other MacLeay specimens: see under Vigors, in the List of Authors above.]

*Quiscalus purpuratus* Swainson (*Anim. in Menag.*, 1838:298) P14:190  
= *Quiscalus quiscula versicolor* Vieillot. 27/Ict/21/g/1–3.

Syntypes, (♂), 2 (♀ ♀), North America, Ward (nos 1,2 only).

All marked by Swainson with his name as above. Hellmayr (10, 1937:75) regards *versicolor* as a synonym of *Q. q. quiscula* (Linnaeus), but it is recognised by Blake (in Peters *et al.* 14, 1968). These are doubtless the three specimens examined by Sclater (*Ibis*, 1884:154), and attributed by him to *versicolor*. They have wing respectively 143, 130, 127; tail 113+ (in moult), 103, 115 mm. Another Swainson specimen, 27/Ict/21/g/13, is marked by him "Quiscalus versicolor North Zooly Dr Richardson". It is an apparent male; wing 145, tail 128 mm. In all probability it is the specimen from the Saskatchewan detailed in Swainson and Richardson (2, 1832:285, as *Q. versicolor*), "North Zooly" being an abbreviated, alternative title for their work.

*Quiscalus inflexirostris* Swainson (*Anim. in Menag.*, 1838:300) P14:193  
= *Quiscalus lugubris inflexirostris* Swainson 27/Ict/21/a/25.

Syntype, (♂), South America (!).

An ex-mount, without any UMZC printed label, but with a Swainson label also marked by him with his name as above. See also the comment by Sclater (*Ibis*, 1884:160) the specimen bearing an extra label, marked evidently by him "If this is from Swainson's collection it is probably the type of his species". It agrees in colour with a male in the UMZC from St Lucia collected by H.W. Feilden, and five other males from that island in the BMNH. The tail is incomplete, but other comparative measurements are: wing 123, as against 120–130 (125.7); culmen (from skull) 36, as against 31–37 (32.7) mm. Thus there is no reason to doubt that the provenance of the specimen is St Lucia, even though Swainson himself had no notion of this. He indicates that he had also seen a specimen in the "Liverpool Institution". Wagstaffe (1978) makes no mention of such a specimen, which is probably lost. Any material of *Q. lugubris* Swainson (*Anim. in Menag.*, 1838:299) would appear also to have been lost. Contrary to the hope expressed by Hellmayr (10, 1937:81), there is no specimen in the UMZC.

*Molothrus brevirostris* Swainson (*Anim. in Menag.*, 1838:305) P14:198  
= *Molothrus bonariensis bonariensis* (Gmelin). 27/Ict/15/d/13,15.

Syntypes, (♂), ♀, Brazil (no. 15 only).

Both with a UMZC label printed "Swainson Collection", no. 15 also with a Swainson label marked by him with his name as above. His description deals primarily with the male, but appended is "Female entirely brown, paler beneath, with the chin whitish". The male has wing 107, tail 70, culmen (from rhamphotheca) 19; the female likewise 99, 68, 18 mm. Hellmayr (10, 1937:63) mentions two principal types of coloration in females,

crediting Swainson as the first to plainly describe the greyish brown type. Yet Swainson (*op. cit.*) merely appends the above quoted sentence. In fact the specimen (no. 15) appears to belong to the other type, in that it has some silky gloss on the upperparts, which are much darker than the underparts. On the latter, streaking is barely apparent. It is hoped that the subspecific allocation is correct for both specimens. It is in accord with Hellmayr (*op. cit.*: 59), although he does not appear to have examined any Swainson material.

*Fringilla palmae* Tristram (Ann. Mag. Nat. Hist. 6(3), 1889:489) P14:204  
= *Fringilla coelebs palmae* Tristram. 27/Fri/7/a/12,15.

Syntypes; ♂, La Palma, Canary Islands, 3000 feet, 14 Apr 1889; ♀, La Galga, La Palma, Canary Islands, 20 Apr 1889; both ex E.G.B. Meade-Waldo.

There are four syntypes in the BMNH (Warren and Harrison, 1971:416), and a further six in the MCML (Wagstaffe, 1978:24). Apart from the UMZC female, the only other such syntype is one in the MCML.

*Crithagra canicollis* Swainson (Anim. in Menag., 1838:317) P14:212  
= *Serinus canicollis canicollis* (Swainson). 27/Fri/18/f/6.

Holotype, (♂), South Africa.

Also marked by Swainson with his name as above. Another Swainson specimen, 27/Fri/18/f/7, is marked by him "Sir W. F(arquhar) Madagascar". He would not have used it too, since he (*op. cit.*) writes "Inhabits South Africa". Probably it came from Mauritius, where this form seems to have been introduced ca 1800 but to have disappeared in the cyclone of 1892 (Meinertzhagen, Ibis, 1912: 89). There does not appear to be any record of it ever having occurred in Madagascar. Thanks to J. Hull, I have had the loan of a specimen collected by Burchell (his no. 460), in the OUZC (cf. Davies and Hull, 1976:79). This is an apparent female (Skead, Canaries, seedeaters and buntings of southern Africa, 1960, p. 32). It cannot be regarded as a syntype, since Swainson gives "Mus. Nost." only, makes no mention of Burchell (contrast Anim. in Menag., 1838: 319, for example, where there are two references to Burchell), and does not indicate any sexual difference.

*Crithagra flava* Swainson (Anim. in Menag., 1838:318) P14:222  
= *Serinus flaviventris flaviventris* (Swainson). 27/Fri/18/l/1.

Holotype, (♂), Africa.

Also marked by Swainson with his name as above. There is no reference to *C. flaviventris* Swainson (Zool. Journ. 3, 1827:348), the only specific name (evidently based on Latham, Gen. Synop. birds 2(1), 1783:138) together with *sulphurata* used in support of his genus *Crithagra*. Swainson (*op. cit.*, 1827) continues, "In the valuable collections of my friend Mr Burchell, are numerous examples of this form". Although he uses "form" (singular), from Davies and Hull (1976:79–80) it might be supposed that both species would be represented in the OUZC. In fact, J. Hull (personal communication) could find no specimen of *flaviventris* and only one of *sulphurata* (Burchell no. 480), of which I have had the loan, and is assignable to *S. s. wilsoni* (Roberts). A search for any possible Burchell material in the BMNH was negative. It seems possible that Swainson based *flaviventris* solely on Latham's description. Swainson (Class. birds 2, 1837:294) again diagnosed the genus

*Crithagra*, listing in support nine species, including *canicollis*, *sulphurata*, *flava*, *strigilata* (see immediately below) and *ruficauda* (*Serinus a. alario*) below, P14: 230, but makes no mention of *flaviventris* on this second occasion.

*Crithagra strigilata* Swainson (Anim. in Menag., 1838:317) P14:222  
 = *Serinus flaviventris flaviventris* (Swainson), *S. f. marshalli* Shelley. 27/Fri/18/1/4,5.  
 Syntypes, (♀ ♀), South Africa, Dr S(mith).

Both also marked by Swainson with his name as above. As with his *C. flava* (preceding), there is no reference to *flaviventris*. Nor is there any suggestion of a connection with *flava*. Latham (cited thereunder) states merely that the female is “less brilliant in colour”. Swainson thought that his two specimens of *strigilata* were a male and a female. No. 4 is clearly the one with “under plumage . . . grey yellow, whitish only on the throat and vent”; no. 5 the one which is instead “white, with the brown stripes smaller and much darker”. No. 4 agrees with females of *S. f. flaviventris*; no. 5 with 27/Fri/18/1/9, a female from Potchefstroom (type locality of *S. f. marshalli*), 28 Apr 1879, T. Ayres, and another in the BMNH, no. 1900.2.4.99, from Hart River, Mantkorane’s country, 26 Jan 1881, J.S. Jameson. These last three have the rump much brighter, more yellow, than in females of the nominate subspecies.

*Crithagra albogularis* Smith (S. Afr. Quart. Journ., 1833:48) P14:224  
 = *Serinus albogularis albogularis* (Smith). 27/Fri/18/b/1,2.

Syntypes, unsexed, South Africa, Dr Smith; respectively ex Selby, Strickland (his no. 1064a). No.1 bears a UMZC printed label “Deposited by the Trustees of P. J. Selby”, also marked “*Crithagra albogularis*”; and an earlier label marked by Selby himself “*Crithagra cinerea* S. Africa Dr S”. The latter name is one of the nine listed by Swainson (Class. birds 2, 1837:294) in support of the genus *Crithagra*, with a reference for *cinerea* “Part 5. No. 115”. This is an allusion to Swainson (Anim. in Menag., 1837:319, i.e., part 3 (not 5), species no. 115, *C. selbii* Smith). There is an accompanying footnote that the name *cinerea* must be cancelled. It may be regarded as a *nomen nudum*. Salvin (1882:217) comments on no. 2, “This skin is of the same origin as the type” – he is referring to Smith’s name as cited above. Warren and Harrison (1971:15) claim a specimen in the BMNH as the holotype thereof, but as is usual Smith gives no indication of what material he had. With regard to the Selby specimen, some question may be raised as to whether it was used by Smith (Rep. Exped. Centr. Afr., 1836:50) in describing *C. selbyii*, a synonym of *albogularis*. He makes no reference to his earlier description, and again gives no indication of what material he had. Maybe he had forgotten about it, and it is also conceivable that on both occasions he used the same material. Stone (1899:59) refers to a specimen in the ANSP “marked as type of *C. selbyi*”. In the absence of any firm evidence to the contrary, for practical purposes this specimen, the BMNH one and the UMZC two may be regarded as syntypes of *albogularis*. Swainson (Anim. in Menag.: loc. cit.) seems to indicate that he had seen specimens of *selbii* collected by both Burchell and Smith. Any specimen collected by the former should now be in the OUZC but none such exists (J. Hull, personal communication), while in the UMZC there are only the two Smith specimens listed above. Incidentally, the first to describe and illustrate the species seem to have been Jardine and Selby (7, 1830: Pl. 109, fig. 2, with text). They regarded it as the young of *Crithagra*

*sulphurata* Swainson (sic), but clearly this was incorrect. The description in the text of the rump as greenish yellow rules out any possibility of *S. leucopterus*, P14:229, below, as an alternative.

[A Smith specimen, 27/Fri/18/n/1, listed by Salvin 1882:218) under *Poliospiza gularis* (Smith), Strickl. no. 1066a, belongs with *Serinus gularis humilis* (Bonaparte) P14:226.]

[A specimen of *Serinus leucopterus* (Sharpe), P14:229, 27/Fri/18/p/1, unsexed, bears all the same particulars as the Selby syntype of *Crithagra albogularis* Smith (above, P14:224), except that Selby has marked it “*Crithagra gularis*”, a misidentification (as is “*C. albogularis*” on the UMZC printed label). This may be the first specimen collected of *leucopterus*, which was not recognised until 1871. The specimen used by Sharpe was collected by Layard (see also Warren and Harrison, 1971:300), who was in the Cape long after Smith (Sharpe, 1906:410, 485). R.K. Brooke (personal communication) referring to Roberts (1936b:315), suggests that it was this species, not *albogularis*, which Smith found in May 1828 on the base of the 24 Rivers Berg, which forms the boundary between the Piketberg and Tulbagh Districts. Hall and Moreau (Atlas of speciation in Afr. passerine birds, 1970:276) regard *leucopterus* as forming a super-species with *S. burtoni*, and treat *albogularis* quite separately. Brooke, however, considers *leucopterus* as derived from *albogularis*, with which it now shows some overlap. It does show a slight olive yellowish wash on the rump, indicative of its relationship. I agree with Brooke that *leucopterus* and *albogularis* appear to be closely related.]

***Crithagra ruficauda*** Swainson (Anim. in Menag., 1838:317) P14:230  
= *Serinus alario alario* (Linnaeus). 27/Fri/18/a/5.

Holotype, (♀), South Africa, Dr Smith.

Also marked by Swainson with his name as above. There is no indication that he had more than this one specimen. No specimen of *C. bistrigata* Swainson (*op. cit.*: 318) has been found. From his description, this evidently applies to the male of *S. a. alario*, not *leucolaema* (Sharpe). An apparent female, 27/Fri/18/a/4, ex Selby, marked by him as from Dr Smith, belongs with *leucolaema*, not discerned until 1903. Swainson (Class. birds 2, 1837:294) uses both *ruficauda* and *bistrigata* in support of his genus *Crithagra* (see also above, P14:222, *C. flava*).

[A specimen of *Leucosticte arctoa griseonucha* (Brandt), P14:260, 27/Fri/9/a/2, Strickl. no. 1015a, is referred to by Salvin (1882:208) as “One of Wosnessensky’s skins thus named by Prof. Brandt”. However, it is inscribed (probably by Brandt) “Wosnessensky 1845”, and so apparently was not used by Brandt, whose description of *griseonucha* is dated 1842.]

[Hellmayr (11, 1938:262) indicates that the type of *Leucosticte arctoa tephrocotis* (Swainson), P14:261, is in the UMZC. It cannot, however, be found.]

***Carduelis nipalensis*** Hodgson.

Appendix 1. P14:268

- Corythus subhimachalus* Hodgson. Appendix 1. P14:286
- Corythus sipahi* Hodgson. Appendix 1. P14:287
- Loxia mexicana* Strickland (Contr. Orn., 1851:43) P14:292  
 = *Loxia curvirostra stricklandi* Ridgway. 27/Fri/11/a/11.  
 Holotype, (♂), Mexico, 1844, T. Mann; Strickl. no. 990a.  
 Also marked by Strickland "new to be called mexicana"; "The type" (Salvin, 1882:202).  
 Strickland's name is preoccupied by *L. mexicana* Linnaeus. His specimen (he apparently  
 had only the one) has wing 100, tail 57, culmen (from skull) 25 mm.
- Pyrrhula nipalensis* Hodgson. Appendix 1. P14:294
- Coccothraustes melanozanthos* Hodgson. Appendix 1. P14:303
- Aethiops canicapillus* Strickland (Proc. Zool. Soc. Lond., 1841:30) P14:310  
 = *Nigrita canicapilla canicapilla* (Strickland). 27/Est/18/b/l.  
 Holotype, ♂, Fernando Po, 7 Mar 1833, A. Strickland; Strickl. no. 1197a.  
 Also marked by Strickland with his name as above. There are other specimens in the  
 BMNH collected by L. Fraser shortly afterwards, not claimed as type material (Warren  
 and Harrison, 1971:90). Strickland does not indicate that he had more than the one.
- Pytilia citerior* Strickland (Contr. Orn., 1852:151) P14:313  
 = *Pytilia melba citerior* Strickland. 27/Est/26/c/3,4,7.  
 Syntypes, 2♂♂, ♀, Kordofan, 10 Jul 1848, 25 Aug 1848, Aug 1848, J. Petherick; Jardine  
 no. 6242, Strickl. nos 1220a, 1220b.  
 Salvin (1882:248) refers to the second and third specimens (nos 4, 7 above) as "types",  
 and they are marked by Strickland with his name as above. Presumably Strickland also  
 used no. 3, which passed into the Jardine collection. All three bear original Petherick  
 labels. See Traylor (in Peters *et al.* 14, 1968:312), re Swainson's inconsistent spelling of  
 the generic name.
- Pirenestes sanguineus* Swainson (Birds West. Afr. 1, 1837:156, pl. 9) P14:319  
 = *Pyrenestes sanguineus sanguineus* Swainson. 27/Est/25/c/1.  
 Syntype, (♂), Senegal.  
 Also marked by Swainson with his name as above, although as noted by Traylor (in  
 Peters *et al.* 14, 1968:318) the generic name is spelt five times (subsequently) in the text  
 as *Pyrenestes*. Swainson (Class. birds 2, 1837:110, 277, not 279 as quoted by Traylor, and  
 392) also spells it *Pyrenestes*. The Swainson specimen has been compared with four  
 similarly coloured ones (thus also apparent males) in the BMNH assigned to nominate  
*sanguineus*; from Gungal, Guinea Bissau (one), River Gambia (two), no locality (one). It  
 has wing 75, width of bill at base 20 mm (thus not *P. s. coccineus* Cassin, cf. White, 1963:  
 180). In Swainson's plate the brown is more blackish than in the specimen, but "dark  
 brown" (p. 156) or "deep uniform sepia brown" (p. 158) seem better applicable. Swainson  
 writes of another specimen in the Paris museum which he had examined. This is probably



lost, since Chapin (Bull. Amer. Mus. Nat. Hist. 49(4), 1924:437) makes no mention of it, although he did examine others of the genus as a whole in the MNHN. In any case, however, the UMZC specimen cannot be regarded as more than a syntype.

Some definition of the type locality is required. As above, there are two specimens in the BMNH from the River Gambia, and whence the species is recorded by Jensen and Kirkeby (The Birds of The Gambia, 1980) and by Gore (Birds of The Gambia, 1980, Brit. Orn. Union Check-list no. 3), as *P. ostrinus*. The last named (M.E.J. Gore, personal communication) has suggested that as the Swainson specimen is labelled "Senegal" it was most probably collected by the River Casamance, in extreme southern Senegal, rather than the River Gambia (suitable dense riparian growth being available along both rivers). Thus see P4:203 above, the holotype of *Scotornis trimaculatus* (labelled "Senegambia") was in all probability collected in The Gambia, but by contrast, see those of *Aviceda cuculoides*, P1(ed.2):280, and *Halcyon torquatus*, P5:199, (both labelled "Senegal") in Senegal. Morel (1972) records the species, as *P. ostrinus sanguineus*, only from the River Gambia. However, the same author (*ibid.*, suppl. 1, 1980) records a specimen from 8 km northwest of Oussouye, near the mouth of the Casamance. It is recommended that the type locality of *P. s. sanguineus* be restricted to the River Casamance, extreme southern Senegal.

*Spermophaga cyanorynchus* Swainson (Birds West. Afr.1, 1837:164) P14:321

= *Spermophaga haematina haematina* (Vieillot). 27/Est/28/a/2,3.

Syntypes. (♂), (♀), Senegambia (no. 2 only).

No. 2 is also marked by Swainson "Loxia haematina Vieil. pl. 67". No. 3 bears only a UMZC label printed "Swainson Collection". Swainson rightly suspected that they represented different sexes of one species. He did no more than provide *L. haematina* Vieillot with an alternative name, as he was aware, since both *haematina* and *L. guttata* Vieillot, based respectively on the male and female, are quoted. It seems merely that he considered his name more appropriate.

*Spermophaga margaritata* Strickland (Ann. Mag. Nat. Hist. 13, 1844:418, pl. 10)

= *Hypargos margaritatus* (Strickland). 27/Est/13/a/1. P14:323

Holotype, (♂), Madagascar (!), 1843, Mrs Van der Kemp; Strickl. no. 1222a.

Also marked by Strickland with his name as above. Evidently he had only the one specimen probably from Coguno, Inhambane, Mozambique (Sclater, Ibis, 1911:230): "Madagascar" remotely unlikely. Scarcely more probable is "Cape of Good Hope" (as in Salvin, 1882:249)

*Estrela phoenicotis* Swainson (Birds West. Afr.1, 1837:192, Pl. 14) P14:333

= *Uraeginthus bengalus bengalus* (Linnaeus). 27/Est/29/b/1,2.

Syntypes. (♂), (♀).

No.1 only with a UMZC label printed "Swainson Collection"; no.2 also with a label marked by Swainson "Estrela Bengalus". Swainson (*op. cit.*) did have specimens of both sexes. In fact he refers to Linnaeus's name, which he stigmatizes as "barbarous" (it is indeed geographically misleading). Thus, as with *Spermophaga cyanorynchus* above, he merely provided an alternative name.

*Spermestes cucullata* Swainson (Birds West. Afr.1, 1837:201) P14:370  
 = *Lonchura cucullata cucullata* (Swainson). 27/Est/14/d/4,5.

Syntypes, unsexed, Senegal (no. 4 only).

No. 4 is also marked by Swainson with his name as above. No. 5 bears only a UMZC label printed "Swainson Collection", but is presumably the second of the two specimens which Swainson (*op. cit.*) saw. Both have green flank patches well marked (cf. White, 1963: 212).

*Vidua erythrorhynchus* Swainson (Birds West. Afr.1, 1837:176, Pl. 12) P14:395  
 = *Vidua macroura* (Pallas). 27/Plo/19/e/1,7.

Syntypes, (♂♂), Senegambia (no. 1), Senegal (no. 7).

Both also marked by Swainson with his name as above. No. 1 has conspicuous black on the chin, extending downwards for ca 8 mm. Swainson refers to another specimen of uncertain locality—apparently no. 7, even though he has marked it "Senegal". Both are in breeding dress. No. 1 has wing 70, tail 175 mm; no. 7, wing 71 mm, tail incomplete. Another such male (no. 6), from McCarthy Island, River Gambia (see Budgett, *Ibis*, 1901: 482, 490) has some black on the chin, but less than in no. 1; wing 70, tail 156 mm. The possibilities of geographical variation have been discussed most recently by Clancey (*Durban Mus. Novit.* 11(11), 1977:217–222). Swainson's name might be suitably used for western and northern populations on account of generally more pronounced black on the chin in the male in breeding dress. Also, the wing-lengths of the above specimens compare with 72–77 mm for 15 males in breeding dress of *V. m. arenosa* from southern Africa (Clancey, *op. cit.*: 222).

*Dertroides albirostris* Swainson (Birds West. Afr. 1, 1837:163) P15:3  
 = *Bubalornis albirostris albirostris* (Vieillot). 27/Plo/3/a/3.

Holotype, (♂).

Marked by Swainson with his name as above. He does not indicate that he had more than the one specimen. He makes reference to *Tector (sic) alecto* Temminck (Pl. Col.: Pl. 446), antedated by Vieillot's name. Sharpe (*Cat. birds Brit. Mus.* 13, 1890:508) gives date of publication of *Tector alecto* as 1846, probably intending 1826. In fact Pl. 446 was included in livraison 75; according to Sherborn (*Ibis*, 1898:488) published in 1827 or Jan 1828. Swainson must have been aware that he was doing no more than to provide an alternative name to Temminck's, duly repeated by him (*Class. birds* 2, 1837:278). Probably he considered his name more appropriate. Yet he was apparently unaware of Vieillot's name, dated 1817. As he describes the bill as "whitish" (as it still appears), he seems to have concluded independently that *albirostris* was apt. The specimen has wing 126, tail 107 mm, and so is an apparent male (cf. Bannerman 7, 1949:4).

*Passer indicus* Jardine and Selby (Ill. Orn. 3, pt. 8, 1831: Pl. 118, with text) P15:11  
 = *Passer domesticus indicus* Jardine and Selby. 27/Plo/11/c/8, 11.

Syntypes, (♂), (♀), no. 42 (both), M. Taylor (both).

Only no. 11 bears a UMZC label printed "Deposited by the Trustees of P.J. Selby", although no. 8 must have a similar origin. Both bear data as quoted above, in the same handwriting (Selby's), and are also marked "Passer indicus domestic Jard. & Selb.". The

letters and lists referred to by Kinnear (Ibis, 1925:751–753) are still in the Newton Library. In the third list, no. 42 is headed “Native name *Cherea* Sparrow”, followed by substantially the same comment as is quoted in Jardine and Selby (*op. cit.*, text) in inverted commas, and referred to by Kinnear. They had both a male and a female, and the above are surely the two specimens which they used. Possibly M. Taylor is the “game shooter and stuffer” to whom Kinnear refers. Hartert (Nov. Zool. **26**, 1919:159) indicates a male ex Jardine as having type status. It would be item 6300c (“India Selby”) in Anon. (1886:154), and should now be in the AMNH. Kinnear rejects type status for it, and it is indeed apparent that Atherton, nephew of Mrs Selby, sent only a pair. Evidently Jardine was mistaken in endorsing the label of his 6300c “Type of Plate Orn. Illus.”, although Kinnear does not explain in what way the skin does not agree with the plate as he claims. Moreau (in Peters *et al.* **15**, 1962:11) gives the date for the Jardine and Selby reference as 1835, but it is 1831 (Sherborn, 1894).

*Pyrgita simplex* Swainson (Birds West. Afr. **1**, 1837:208) P15:18

= *Passer griseus griseus* (Vieillot). 27/Plo/11/f/1.

Holotype, unsexed, Cape of G.H. Senegambia.

Marked by Swainson “*Pyrgita arcuata*”, the same as *Passer melanurus* (P.L.S. Müller): cf. Sharpe (Cat. birds Brit. Mus. **12**, 1888: 333). Swainson (*op. cit.*) evidently thought originally that his specimen was a female of that species, but failed to change the name on the label. He has marked another specimen, 27/Plo/11/j/4, which really is a female of *melanurus*, also as “*Pyrgita arcuata*”. Swainson’s name is antedated by *Passer simplex* (Lichtenstein, 1823), which refers to another species (Moreau, in Peters *et al.* **15**, 1962:19). “Cape of G.H.” on Swainson’s label is very odd. He may merely have believed that the species which he described also occurred in the Cape, and (*op. cit.*) indicates that the specimen (apparently he had only the one) came from Senegal, which there is no reason to doubt. It has wing 80, tail 55 mm; bill wholly black.

*Ploceus brachypterus* Swainson (Birds West. Afr. **1**, 1837:168, pl. 10) P15:38

= *Ploceus nigricollis brachypterus* Swainson. 27/Plo/15/jj/1.

Syntype, (♂), Senegambia, Rendall.

Also marked by Swainson with his name as above. He describes the female too, but the above is the only specimen in the UMZC: wing 81, tail 57, culmen (from skull) 20 mm. Since Swainson (*op. cit.*: 99) states that Rendall was “Lieutenant Governor of our colony on the Gambia”, the type locality may be restricted to the Gambia.

*Ploceus icterocephalus* Swainson (Class. birds **1**, 1837:189) P15:40

= *Ploceus capensis olivaceus* (Hahn). 27/Plo/15/n/5,6.

Syntypes, (♂), (♀), South Africa (no. 5 only).

No. 5 also marked by Swainson with his name as above, and from wash of chestnut on head clearly *P. c. olivaceus* (thus cf. White, 1963:129). No. 6 merely marked “*Ploceus Africa*”; certainly *P. capensis*, presumably also *olivaceus*. Swainson describes both sexes; also the nest, with two illustrations, although the entrance is shown at the side instead of at the base.

*Ploceus ruficeps* Swainson (Birds West. Afr. **2**, 1837: 262; Anim. in Menag., 1838:308)  
 = *Ploceus velatus vitellinus* (Lichtenstein). 27/Plo/15/bbb/14. P15:44  
 Holotype, (♂).

Only with a UMZC label printed "Swainson Collection". In breeding dress, wing 69, tail 41 mm. Swainson (*op. cit.*, 1837) indicates that the specimen was procured in the Gambia by "Assistant Commissary-General Weir". It is assumed that he had only the one.

[Two males in breeding dress of *Ploceus c. cucullatus* (P.L.S. Müller), P15:46, 27/Plo/15/q/8,9. bear UMZC labels printed "Swainson Collection"; no. 9 also being marked by Swainson "Ploceus Africa". *Ploceus cucullatus* Swainson (Birds West. Afr. **2**, 1837:261; Anim. in Menag., 1838:307), however, is evidently the same as *P. m. melanocephalus* (Linnaeus), P15:48, as per Sharpe (Cat. birds Brit. Mus. **13**, 1890:457), and of which there is no Swainson specimen in the UMZC. Swainson was apparently unaware of either Müller's or Linnaeus' name, to neither of which does he make reference. *Ploceus flaviceps* Swainson (Birds West. Afr. **2**, 1837:259, Pl. 32; Anim. in Menag. 1838:307) is no less clearly the same as *P. cucullatus spilonotus* Vigors, P15:47, as per Sharpe (*op. cit.*: 468), but again there is no Swainson specimen in the UMZC. Obviously the one which he used could not have come from Senegal, as he states.]

*Euplectes albirostris* Swainson (Anim. in Menag., 1838:309) P15:52  
 = *Ploceus benghalensis* (Linnaeus). 27/Plo/15/j/5.  
 Holotype, (♂).

Only with a UMZC label printed "Swainson Collection". In breeding dress. There is no indication that Swainson had more than the one specimen.

*Euplectes flaviceps* Swainson (Anim. in Menag., 1838: 310) P15:53  
 = *Ploceus manyar manyar* (Horsfield). 27/Plo/5/dd/1.  
 Holotype, (♂).

Marked by Swainson "Euplectes Sw". In breeding dress. Compared in BMNH with material of all four subspecies, conforming with the characters of the nominate as given by Hall (Bull. Brit. Orn. Cl., 1957:45). Swainson's name is omitted by Sharpe (Cat. birds Brit. Mus. **18**, 1890:496), who however, lists *Ploceus flaviceps* Lesson, 1831. Swainson makes no reference to this name, of which he was presumably unaware. Thus its aptness seems to have occurred to him independently. There is no indication that he had more than this one specimen. Nor, despite his association with Horsfield, is there any evidence that it might also be a syntype of *Fringilla manyar* Horsfield, of which there are syntypes in the BMNH (Warren and Harrison, 1971:329). Furthermore, Swainson (*op. cit.*) indicates (erroneously) an Indian, not a Javan, origin.

*Eupodes xanthosomus* Jardine and Selby (Ill. Orn., n.s., 1 1836: Pl. 10, with text) P15:55  
 = *Ploceus bicolor bicolor* Vieillot. 27/Plo/15/l/3.  
 Syntype, (♂, imm.).

Bears a UMZC label printed "Deposited by the Trustees of P.J. Selby", and an earlier label pencilled (apparently by Jardine) "Euplectes Chrysomus Swains. Eupodes Xanthosomus Jardine". Jardine and Selby indicate having examined more than one specimen at one

time or another, including one from Sierra Leone, although the species is not known nearer than eastern Nigeria (Moreau, in Peters *et al.*, 15, 1962:54). The present one belongs with *P. b. bicolor*. Cf. Clancey (Birds Natal and Zululand, 1964:444), sexed from wing-length (90 mm), and apparently immature (lacking basal black to throat feathers, as in Jardine and Selby's plate, and with some olive on the flanks, but not relatively dull yellow below).

*Symplectes chrysomus* Swainson (Birds West. Afr. 1, 1837:170) P15:55  
= *Ploceus bicolor bicolor* Vieillot. 27/Plo/15/11.

Syntype, (♀), South Africa. Also marked by Swainson with his name as above. Swainson (*op. cit.*) writes of a specimen from Senegal as well as from "Southern Africa". Only the above one is available, whence the "Senegal" specimen may also have emanated. The species is not known nearly so far west as Senegal, see under *E. xanthosomus* above. There is an editorial footnote initialled by Jardine about that name, *chrysomus* undoubtedly also being a synonym of *P. b. bicolor*. Cf. Clancey (*op. cit.* under *E. xanthosomus*), sexed from wing-length (86 mm). The single species in support of the genus *Symplectes* Swainson (Class. birds 2, 1837:279) is *chrysomus*, spelt by Moreau (in Peters *et al.* 15, 1962:32) as *chrysocomus*.

[*Foudia consobrina* Milne-Edwards and Oustalet. Appendix 2. P15:63]

*Foudia sechellarum* E. Newton (Proc. Zool. Soc. Lond., 1867:346; also Ibis, 1867:353)  
= *Foudia sechellarum* Newton. 27/Plo/6/f/1-3. P15:64

Syntypes, 2♂♂, ♀, Marianne Island, Seychelles Archipelago, 12 Feb 1867, E. Newton. Newton had only these three specimens. The Marianne population, apparently now extinct, was apparently larger in size, as illustrated by wing and tail-lengths, than those from Frigate and Cousin (Benson, 1970-71:4).

*Foudia flavicans* A. Newton (Proc. Zool. Soc. Lond., 1865:47, Pl. 1, figs 1, 2) P15:64  
= *Foudia flavicans* Newton. 27/Plo/6/c/1-5.

Syntypes, ♂, no locality, but Rodriguez Island presumed, 1846, Col. M. Lloyd; 2♂♂, Rodriguez Island, 1 Nov 1864, E. Newton.

The males are in breeding dress, wing 69, 70, 70; females, 64, 64 mm. See also E. Newton (Ibis, 1865:149), who collected "two pair". There are a further 12 specimens in the UMZC, subsequently received.

*Euplectes flammiceps* Swainson (Birds West. Afr. 1, 1837:18, Pl. 13) P15:67  
= *Euplectes hordeaceus hordeaceus* (Linnaeus). 27/Plo/5/k/3.

Holotype, (♂), Africa.

In full breeding dress, also marked by Swainson "Euplectes sp. nov. not in Vieil.". Obviously he omitted to insert his new name, and (*op. cit.*) refers to *E. oryx* (as in Vieillot, Ois. Chant., 1805: Pl. 66). As he indicates, the under tail-coverts are predominantly buff (not white as in *E. h. craspedopterus* (Bonaparte)). Swainson believed that his specimen (by implication he had only the one) emanated from Senegal, the apparent source of much

of his African material. It is unusually small, wing 69, tail 37 mm; thus outside the range as in Bannerman (7, 1949:173), and much smaller than Linnaeus's type, also supposed to be from Senegal (Gyldenstolpe, 1926:8).

*Vidua chrysonotus* Swainson (Birds West. Afr. 1, 1837: 178) P15:71  
= *Euplectes macrourus macrourus* (Gmelin). 27/Plo/5/m/5,7.

Syntypes, (♂♂), Senegambia, Rendall (no. 5 only).

No. 7 only with a UMZC label printed "Swainson Collection". Both in full breeding dress, wing respectively 79, 80, tail 106, 109 mm. Swainson (*op. cit.*) refers to "Fringilla chrysoptera, Vieill. Ois. Chant. Pl. 41". In fact, Vieillot (Ois. Chant., 1805: 69, pl. 41) uses *F. flavoptera*. The name *chrysoptera* was used by him (Enc. Méth. 3, 1823:964) as a mere substitute, and Swainson's *chrysonotus* is a further instance of this. Bannerman (7, 1949: 198) quotes locality for *flavoptera* as Angola, and for *chrysoptera* northern Abyssinia, the latter suggesting synonymy with *E. m. macrocercus* (Lichtenstein), the male in breeding dress of which has the mantle black instead of yellow. In fact in neither work does Vieillot give any precise locality, but it is clear that in both he is referring to a yellow-mantled male.

*Vidua rubritorques* Swainson (Birds West. Afr. 1, 1837:174) P15:73  
= *Euplectes ardens ardens* (Boddaert). 27/Plo/5/d/3.

Syntype, (♂).

In full breeding dress, marked by Swainson with his name as above, but without locality. However, he (*op. cit.*) states that the specimen came from Senegal. This seems to be in error, in view of well developed red on the front of the neck. Like the specimen which he had seen 15 years earlier, it probably came from southern Africa. They may be regarded as syntypes, likewise a specimen collected by Burchell in that area also seen by him. J. Hull (personal communication) has in fact found two Burchell specimens in the OUZC. One of them, B/2196, Burchell no. 401, is marked in Swainson's handwriting (compared with photocopied sample provided by myself) with his name *V. rubritorques*.

[*Aplonis tabuensis vitiensis* Layard, P15:77, is represented by five specimens (3♂♂, 2♀♀), 27/Stu/3/w/1,3-6, from Ovalau, Fiji Islands, 19 May/8 Jun 1875, collector A. von Hügel: see also Watling (1978:97). Warren and Harrison (1971:588) record a syntype in the BMNH dated 13 Sep 1875 from Waikaia, and refer to others, including "The described male, from Taviuni", which they could not find. In fact Layard does not record any details of the specimens which he collected. Apart from the Waikaia specimen, seven others were found, including the one from Taviuni (1898.11.10.164), and others from Ovalau, Levuka, Loma Loma and Rewa. All eight are dated between 3 Jul 1874 and 3 Dec 1875. See *Clytorhynchus vitiensis compressirostris*, (Layard), P11:497, above, this case is akin to that, in that there were "several collectors of birds now in Fiji".]

*Turdus strigatus* Horsfield (Trans. Linn. Soc. 13, 1821:148) P15:83  
= *Aplonis panayensis strigata* (Horsfield). 27/Stu/3/s/16.

Syntype, ♀ (imm.), East Indies, Horsfield; Strickl. no. 1365c.

Also bears a Horsfield type of label marked by him "Lamprotornis cantor ♀ E.I.Compy", evidently in reference to *Turdus cantor* Gmelin (Syst. Nat. 1, 1788:837), *vide* Sharpe (Cat.

birds Brit. Mus. 13, 1890:147). It has been compared with the specimen in the BMNH claimed by Warren and Harrison (1971:354) as the holotype of *strigatus*, likewise bearing a Horsfield type of label, marked by him "Lamprotornis cantor Java". Compared with adults, including the syntypes of *T. chalybeus* Horsfield (cf. Warren and Harrison, *op. cit.*: 104), the BMNH syntype of *strigatus*, identified by Sharpe (*op. cit.*: 146) as an immature female, is already mainly glossy steel-green above (with little dark brown remaining), but dull white below streaked blackish brown, with only a few adult-like green feathers appearing. The UMZC specimen only differs in having the crown almost wholly dark brown, suggesting that it is younger still, although contrarily it has rather more green below. Presumably it too was available to Horsfield. In fact he writes of *strigatus* as "supra vinaceo-nigricans" (but indicating body plumage as wholly "viridi-chalybeo nitens" in *chalybeus*), this applying particularly well to the crown of the UMZC specimen. It has wing 93, tail 55, culmen (from skull) 22 mm.

*Lamprotornis melanogaster* Swainson (Anim. in Menag., 1838:297) P15:92

= *Lamprotornis corruscus corruscus* Nordmann. 27/Stu/13/g/2.

Holotype, (♂).

Withdrawn from display, where found only with a card printed "Lamprocolius chalcurus Nordmann Senegal". Compared with material of *Lamprotornis* spp. in general in BMNH as well as UMZC, undoubtedly *L. c. corruscus*. Presumed to have emanated from Swainson, despite any such positive indication. Swainson (*op. cit.*) does state "Inhabits Senegal", quite incorrectly. There is no indication that he had more than the one specimen. Wing 115 mm; hence sexing, from Clancey (Bull. Brit. Orn. Cl., 1974:115).

*Spreo bispecularis* Strickland (Contr. Orn., 1852:149) P15:93

= *Lamprotornis nitens pheonicopterus* Swainson. 27/Stu/13/k/11.

Holotype, (♀), Damaraland, 1852, C.J. Andersson; Strickl. no. 1355d.

Also marked by Strickland with his name as above; "the type" (Salvin, 1882:276). In adult dress, wing 126 mm; hence sexing, from McLachlan and Liversidge (1978:526). Strickland gives no indication that he had more than the one specimen. The holotype of *phoenicopterus* is in the OUZC. Swainson (Anim. in Menag., 1838: 360) quotes Burchell no. 336, and a Burchell specimen so numbered is therein (J. Hull, personal communication).

*Lamprotornis cyanotis* Swainson (Birds West. Afr. 1. 1837:146) P15:93

= *Lamprotornis chalcurus chalcurus* Nordmann. 27/Stu/13/d/1.

Holotype, (♂).

Only with a UMZC label printed "Swainson Collection". Wing 136, tail 74 mm; hence sexing, from Bannerman (6, 1948:58). Swainson gives no indication that he had more than the one specimen.

*Lamprotornis albiventris* Swainson (Anim. in Menag., 1838:297) P15:100

= *Spreo bicolor* (Gmelin). 27/Stu/24/b/2.

Holotype, unsexed, South Africa.

Also marked by Swainson with his name as above. He gives no indication that he had more than the one specimen. He does, however, follow his description with a reference to Le Spréo Levallant (Ois. d'Afr., 188, but correctly 2, 1799:155, pl. 88).

*Pastor griseus* Horsfield (Trans. Linn. Soc. **13**, 1821:154) P15:113  
 = *Acridotheres fuscus javanicus* Cabanis. 27/Stu/1/c/18.

Syntype, unsexed, Horsfield.

Bears a Horsfield type of label marked by him "Pastor cristatellus", with "Dr Horsfield" added in pencil in another handwriting. In fact Horsfield (*op. cit.*) heads his description "*Pastor griseus mihi*", followed by "Gracula cristatella, Linn. Syst. i, p. 165". He adds that he had not preserved the name *cristatella*, "as it applies to most, perhaps to all the species of the genus Pastor". Sharpe (Cat. birds Brit. Mus. **13**, 1890:90) lists both *griseus* and *cristatellus* in the synonymy of *javanicus*. Warren and Harrison (1971:221) claim that the holotype of *griseus* is in the BMNH, but it and the UMZC specimen are assumed to be syntypes, despite the fact that the latter bears the name *cristatellus* only. It likewise is an adult (relaxed mount): wing 129, tail 75, culmen (from skull) 27 mm.

*Oriolus xanthonotus* Horsfield (Trans. Linn. Soc. **13**, 1821:152) P15:125  
 = *Oriolus xanthonotus xanthonotus* Horsfield. 27/Ori/1/w/5.

Syntype, (♂), Java, Horsfield; ex Swainson.

Bears a Swainson type of label marked by him as above; presumed to have been used by Horsfield, along with three syntypes in the BMNH (Warren and Harrison, 1971:603). Horsfield describes the male only. The above specimen has wing 112, tail 60, culmen (from skull) 32 mm.

*Oriolus coronatus* Swainson (Anim. in Menag., 1838: 342) P15:131  
 = *Oriolus chinensis maculatus* Vieillot. 27/Ori/1/e/7,15.

Syntypes, unsexed, Java, Horsfield; ex Swainson.

Both also marked by Swainson with his name as above, and in adult dress. Both have wing 137, No. 7 has tail incomplete, no. 15 tail 90 mm. Swainson makes no reference to *O. galbula*, which Horsfield (Trans. Linn. Soc. **13**, 1821:152) credits to Latham, and gives no description of his own. The above two specimens bear only a Swainson type of label, but two others, 27/Ori/1/e/14,16, bear a Horsfield type of label marked by Horsfield "*Oriolus cochinchinensis*", according to Sharpe (Cat. birds Brit. Mus. **3**, 1877:203) a synonym of nominate *chinensis*. However, they too appear to belong with *maculatus*. There is no evidence that they were used by Swainson in describing *coronatus*. No. 14 is in adult, no. 16 in immature, dress.

*Oriolus brachyrhynchus* Swainson (Birds West. Afr. **2**, 1837:35) P15:132  
 = *Oriolus brachyrhynchus brachyrhynchus* Swainson. 27/Ori/1/c/1,2.

Syntypes, unsexed, Sierra Leone.

Both also marked by Swainson with his name as above. In both Swainson (*op. cit.*) and on the labels the second "y" in the specific name is not preceded by an "h". Swainson mentions three specimens, one of which he thought was a female, since it lacked yellow on the nape and upper part of the back. This one appears to have been lost. *Fide* Bannerman (**5**, 1939:459), there is no sexual difference. Wing respectively 113, 116, tail 87 (both) mm. Like the holotype of *Dasycephala syndactyla* (P9:273), these specimens may have been purchased by Swainson at the Bullock Sale in 1819, though he makes no mention of this.



*Oriolus capensis* Swainson (Birds West. Afr. 2, 1837:37) P15:133  
 = *Oriolus larvatus larvatus* Lichtenstein. 27/Ori/1/m/3.

Holotype, unsexed.

Only with a UMZC label printed "Swainson Collection". In adult dress; wing 136, tail 93, culmen (from skull) 30 mm. The culmen figure in particular shows that it belongs with nominate *larvatus*; thus see Irwin and Benson (Arnoldia, Rhod. 3(8), 1967: 15). Swainson gives no indication that he had more than the one specimen, although he follows his description with a reference to Le Lorient Coudougnan Levailant (Ois. d'Afr. 6, 1808: pls 261, 262).

[A specimen of *Oriolus xanthornus* (Linnaeus), P15:133, 27/Ori/1/x/19, only with a UMZC label printed "Swainson Collection", is not accepted as having been used by Swainson (Anim. in Menag., 1838:290) in describing *O. hodgsonii*. The description is based on an apparent adult. The UMZC specimen is immature, subspecies undetermined.]

*Sphecotheres virescens* Jardine and Selby (Ill. Orn., 5, 1829: Pl. 79, with text) P15:136  
 = *Sphecotheres vieilloti vieilloti* Vigors and Horsfield. 27/Ori/2/c/5.

Holotype, (♂, ad.), Australia, Harper; Jardine no. 5412.

Also marked by Jardine "Sphecotheres maxillaris Lath", but presumed to have been used for the plate, even though the chest is predominantly olive with only a little grey rather than wholly grey as depicted. Jardine and Selby refer to *S. virescens* Vieillot (Galerie Ois., 1834: pl. 147, with text, p. 238). In the text the plate number is cited as 148. There is an inexplicable conflict in dates, in that Jardine and Selby's publication antedates Vieillot's ostensibly by five years. Vieillot, as cited, illustrated and redescribed what is now known as *S. viridis*, of Timor, described by him in 1816. Obviously the name *virescens* must be attributed to Jardine and Selby, not to Vieillot as in the heading to their text. They write of "our specimen from New Holland", and of others from Timor, i.e., *S. viridis*. The specimen has wing 157, tail 108, culmen (from skull) 30+ mm (tip broken).

*Sphecotheres canicollis* Swainson (Anim. in Menag., 1838:320) P15:136  
 = *Sphecotheres vieilloti vieilloti* Vigors and Horsfield. 27/Ori/2/c/8.

Syntype, (♂, imm.).

Only with a UMZC label printed "Swainson Collection". Swainson had more than one specimen, since he concludes his description with brief mention of "the female, or young bird". The present one does not tally exactly with the data which he presents, but is assumed to have been available. It differs from adult males in that the crown and ear-coverts are partially olive, the central rectrices wholly so, and the underparts as a whole dappled white. It has wing 154, tail 106, culmen (from skull) 33 mm. The reference to *S. australis* Swainson (see Sharpe, Cat. birds Brit. Mus. 3, 1877:224) is still untraced.

*Dicrurus atripennis* Swainson (Birds West. Afr. 1, 1837:256) P15:139  
 = *Dicrurus atripennis* Swainson. 27/Dicr/2/f/1,2.

Syntypes, unsexed, Sierra Leone (no. 1), W. Africa (no. 2).

Both also marked by Swainson "Edolius melanopterus", evidently a mere MS name, subsequently changed to as above. Swainson (*op. cit.*) states that he had three specimens

from Sierra Leone. Although no. 2 is not so specified, it is nevertheless assumed that it is one of these three. Unlike no. 1, it is also marked "Bullocks Sale". Like the holotype of *Dasycephala syndactyla*, above, P9:273, all three were presumably bought at the sale of 1819. Measurements of the two available (nos 1, 2) are respectively: wing 117, 116; outermost rectrices 100, 96, innermost 95, 92; culmen (from skull) both 23 mm. These figures are comparable with those in Vaurie (Bull. Amer. Mus. Nat. Hist. 93(4), 1949: 220). Incidentally, Vaurie refers to a specimen supposedly of *atripennis* recorded from the Gambia by Budgett, whose collection is in the UMZC. The one identified (Ibis, 1901:491) as *atripennis* is indeed a *D. ludwigii sharpei* Oustalet.

*Dicrurus canipennis* Swainson (Birds West. Afr. 1, 1837:254) P15:139  
= *Dicrurus adsimilis divaricatus* (Lichtenstein). 27/Dicr/2/a/8.

Holotype, (♂), Western Africa.

Also marked by Swainson "Edolius canipennis". He gives no indication that he had more than the one specimen. Wing 136, depth of tail fork 20 mm, thus agreeing with measurements of males of *D. a. divaricatus* from Senegal (Vaurie, *op. cit.* under *D. atripennis*: 224). Swainson himself gives the depth of fork as  $\frac{3}{4}$  inch (=19 mm). Another Swainson specimen, 27/Dicr/2/a/14, either the nominate form or *divaricatus*, wing 131, depth of fork 15 mm, is marked by him "Dicrurus brevirostris Sw. sp. nov." (apparently a mere MS name) and "Hab. unknown". Another such, 27/Dicr/3/a/15, again either the nominate or *divaricatus*, wing 125, depth of fork 19 mm, is marked "Dicrurus pallidus Sw., if not the young of *D. canipennis*". This also appears to be a mere MS name. The specimen is indeed immature, the feathers of the abdomen fringed white. Swainson's description of *canipennis* applies to the adult. The name is of Latin origin, "white-feathered" as against "black-feathered" in *atripennis*, from the difference in the colour of the under surface of the outer remiges.

[*Buchanga atra* var. *fuscipennis* Milne-Edwards and Oustalet. Appendix 2. P15:140]

*Bhuchanga albirictus* Hodgson Appendix 1. P15:141

*Bhringa tectirostris* Hodgson Appendix 1. P15:147

[A specimen of *Dicrurus hottentotus*, P15:149, 27/Dicr/2/k/28, bears a Swainson type of label marked by him "Dicrurus magnirostris Sw. sp. nov. from Lesson Voy. de Coquille". There is no earlier label, which might have borne some record from Lesson himself. The name "magnirostris" appears to be a mere MS name. The specimen has been compared with a long series of *D. h. carbonarius* Bonaparte in the BMNH, with which it appears to belong; wing 144 mm. It was apparently collected by Lesson near Dore in New Guinea between 20 Jul and 9 Aug 1824 (Stresemann, 1975:137).]

*Chibia casia* Hodgson. Appendix 1. P15:152

*Brachystoma cinerea* Swainson (Anim, in Menag., 1838:297) P15:160  
 = *Struthidea cinerea* Gould. 27/Gra/3/a/1.

Holotype, unsexed, Australia, A. Cunn(ingha)m.

Also marked by Swainson "Corvus brachyrhynchus", apparently a mere MS name, about which he changed his mind without altering the label. Swainson makes no reference to Gould's name, of which he was presumably unaware and thought up independently. The name *cinerea* is obviously apt. Swainson (Class. birds 2, 1837:267) also refers to his generic and specific names, not Gould's, quoting the same number (51) as in Anim. in Menag. There is no indication that he had more than this one specimen, which has wing 150, tail 154, culmen (from skull) 26 mm.

[A male specimen of *Sericulus c. chrysocephalus* (Lewin, 1808), P15:178, 27/Pti/8/c/3, is marked by Swainson "Sericulus chrysocephalus. S. King Oriole. Male New So Wales". Swainson's detailed written description (Zool. Journ. 1, 1825:478, under this name) is presumably derived from this specimen. There is no question of Swainson having thought up the name independently of Lewin, whose "Birds of New Holland, Pl. 1" he refers to. The plate number is a misquotation for 6, no. 1 referring "Alcedo Azurea" (sic). The illustration in Lewin is reproduced again as pl. 6 in his "Natural history of the birds of New South Wales" (1822; 2nd edn, 1828), with title "King Honey-Sucker" only. Incidentally, the 1808 plate is unaccompanied by any description beyond "Eyes yellow", although there are seven lines of description accompanying the 1822 and 1838 ones.]

*Paradisea wallacii* G.R. Gray (Proc. Zool. Soc. Lond., 1859:130) P15:188  
 = *Semioptera* (= *Semeioptera*) *wallacei wallacei* Gould (= Gray). 27/Para/20/a/1.

Syntype, ♂, Batchian (= Batjan), Moluccas, A.R. Wallace.

This specimen was purchased in 1950, together with four other Paradisaeidae, from W.G. Wallace, who wrote (from 61 East Avenue, Bournemouth, 1 Dec 1949) that they had been collected "by my father, the late Alfred Russel Wallace, and which he had retained for his own enjoyment and to show occasionally to friends". It appears from Warren and Harrison (1971:591) that Gray's name is earlier than Gould's, even though his description is based only on a sketch provided by Wallace. The UMZC specimen is referred to as "early" by Warren and Harrison. Wallace has marked it "I", but so too has he the specimen detailed by Warren and Harrison and two others in the BMNH collected by him. Perhaps all four are best considered as syntypes. McAlpine (Bull. Brit. Orn. Cl., 1979: 108–110) likewise finds that Gray, not Gould, is the correct authority, and amends *Semioptera* ("half-wing", meaningless) to *Semeioptera* ("standard-wing", meaningful).

*Cyanocitta superciliosa* Strickland (Ann. Mag. Nat. Hist. 15, 1845:260) P15:211  
 = *Aphelocoma coerulescens ?californica* (Vigors). 27/Cor/1/a/1.

Holotype, unsexed, California, 1844, ex Brandt; Strickl. no. 1431a.

Also marked by Strickland with his name as above, and discussed by him in the singular. It has been subsequently examined by van Rossem (Trans. San Diego Soc. Nat. Hist. 7(29), 1933:345–346) and Pitelka (Condor, 1961:234–237). Pitelka concludes that there is no good evidence as to where it was collected, but that Strickland's name can be regarded as a doubtful synonym of *californica*.

*Garrulus sordidus* Swainson (Phil. Mag., n.s., 1, 1827:437; Zool. Ill. 2, 1831: Pl. 86, with text) P15:214

= *Aphelocoma ultramarina ultramarina* (Bonaparte). 27/Cor/1/b/1.

Holotype, unsexed, Mexico, Bullock.

Also marked by Swainson with his name as above. It has provoked discussion by van Rossem (Auk, 1939:86), Brodkorb (Auk, 1944:401) and Pitelka (Condor, 1961:240). Pitelka wonders whether Swainson had more than the one specimen in the interval from 1827 to 1832. There is no evidence of this. Swainson (*cit. supra*) refers in his 1831 publication to his 1827 one, stating (1831) "The *Garrulus sordidus* inhabits the table land of Mexico, from whence our specimen (singular) was received". Rightly or wrongly, McMillan (1970) is followed in quoting the second publication as dated 1831, not 1832. In fact the title page is dated 1832-33, and McMillan's dating is in this particular case unsupported by any reason.

*Cyanocorax pumilo* Strickland (Contr. Orn., 1849: 122) P15:218

= *Cyanolyca pumilo* (Strickland). 27/Cor/9/f/1.

Holotype, unsexed, Guatemala, 1848, J. Constancia; Strickl. no. 1433a.

Also marked by Strickland "Garrulina nana", a specific name to which he refers in his description. "The type" of *Cyanocitta pumilo* (Salvin, 1882:292). Strickland gives no indication in his description that he had more than the one specimen.

*Corvus collaris* Drummond (Ann. Mag. Nat. Hist. 18, 1846:11) P15:261

= *Corvus monedula soemmerringii* Fischer. 27/Cor/5/v/3.

Holotype, unsexed, Macedonia, 1846, Capt. H.M. Drummond; Strickl. no. 1398a.

"A typical specimen" (Salvin, 1882:285). Drummond does not indicate what material he had. In the absence of any evidence to the contrary, assumed to be the holotype.

*Corvus leuconotus* Swainson (Birds West. Afr. 1, 1837:133, pl. 5) P15:277

= *Corvus albus* P.L.S. Müller. 27/Cor/5/b/7.

Holotype, unsexed.

Only with a UMZC label printed "Swainson Collection". Swainson's description was taken from a specimen from Senegal, presumably this one, and in the absence of any evidence to the contrary, the holotype. He suggests some difference from South African specimens, but there does not appear to be any geographical variation. The specimen has wing 348, tail 169, culmen (from skull, i.e. base) 62, tarsus 60 mm. For further figures, indicating no significant variation, see Meinertzhagen (Nov. Zool. 33, 1926:113), Benson and Penny (Phil. Trans. R. Soc. Lond. B260, 1971:487-488).

## APPENDIX 1

### Possible syntype material from Nepal, ex B.H. Hodgson

At the outset, I must thank Dr B. Biswas, who visited Cambridge several times in 1966, and verified the identifications of many Hodgson specimens in the Strickland collection. I am also most appreciative of the interest of T.P. Inskipp and his wife Mrs C. Inskipp, who have examined Hodgson and other material from Nepal in the UMZC, analysed the resultant data, and for their comments on this Appendix.

Hodgson has already been mentioned in the List of Authors above. For accounts of his ornithological activities, see Sharpe (1906: 385–387) and Warren (1966: vi). He is well known as a prolific collector of natural history specimens, including mammals and birds, especially during his residence in Nepal, from 1821 to 1843. His earliest bird paper listed by Gray (1846: v–xi) is dated 1831, “Some of the Scolopacidae of Nepal” (p. xi), although Ripley (Synop. birds India and Pakistan, 1961:88) lists a paper on *Phasianus nipalensis*, dated 1827. It is possible that some of the taxa listed below are at least partially based on specimens collected subsequently to the original descriptions, although not one is dated earlier than 1836. As explained below, unfortunately there is no means, however, of ascertaining the year of collection. In fact, *Hemipus picaecolor* (P9:218) below, *Troglodytes subhemalayanus* (P9:419), *Saxicola ferrea* (P10:115) and *Orthotomus patia* (P11:178) were not described until after 1843. The specimens of these are therefore the most likely of all to have syntype status.

At the start of the catalogue, Gray (1846) indicates that each specimen of bird had (past tense) attached to it a number in red ink, and the same number on (Hodgson’s) drawings, and is referred to under each species in the catalogue. Except for two cases as indicated, such numbers are still attached to the UMZC specimens. A small point is that for some, black, not red, ink has been used, yet in the same simple style of handwriting (Figs. 16, 17). As shown in Fig. 17, care needs to be exercised in distinguishing “0” and “8”. Unfortunately, no specimen bears any indication of date of collection. Nor is there any clue in any published description. For almost all the taxa listed below, the Inskippes have consulted (with the aid of the numbers) the drawings (paintings) in the Library of the Zoological Society of London, of which there is another set in the Zoological Library, BMNH, London. But, although they are accompanied by dates and some indication of locality, the former are only for the day and month, not for the year. Thus against *Pseudornis dicruroides* (P4:35), Hodgson 502, there is merely an entry “12 May, 20 Aug, 12 Oct, 6 Sep Valley”.

Gray (1846: iii–iv) and Gunther (1980:217) both list Strickland as among the various recipients of Hodgson material, but make no mention of Jardine. The latter did, however, also obtain a substantial share, possibly indirectly from Strickland, his son-in-law. Salvin (1882), in dealing with the Strickland share, and unlike his usual practice, makes no mention of any Hodgson specimen as being “typical”, although he nearly always quotes

the Hodgson number. Strickland has usually (and Jardine occasionally) detached the Hodgson numbered label and pasted it on the back of his own label. The latter is always marked by Strickland "Nepal 1845 Procured by B.H. Hodgson". The year is no doubt that of receipt by him, two years after Hodgson's departure from Nepal. Salvin (1882: xi) gives the total of Hodgson specimens in the Strickland collection as 129. Those in the Jardine collection are marked by Jardine "Nipal Hodgson", followed by the Hodgson number. From Mrs Inskipp's inspection of Anon. (1886), Jardine obtained 197 such specimens, of which 53 were subsequently purchased for the UMZC (p. 10 above). It is worth adding that, according to UMZC records, 176 specimens of 80 species were received in 1910, shown as having been collected in Nepal in 1870 by Gen. R.C. Lawrence, one of Hodgson's successors as British Resident. The donor was Col. H.J. Lawrence, presumably a son. In Aug 1981 Mrs Inskipp traced 155 specimens of 72 species. Only four specimens bear any further data, viz, "Nepal hills", one dated Jun 1869, three Jun 1870. Unlike some of the Hodgson specimens, no claim for possible type status can be made for any of them.

The specimens listed under 13 taxa below (between P10:274 and P10:424 inclusive, all in the Timaliinae) have been compared with those of the "selected" syntypes, kept under lock and key, of the same taxa in the BMNH, as detailed by Warren and Harrison (1971), including their registration numbers. Unlike most BMNH Hodgson specimens, thus see *Tenthaca pelvica* (P9:219) *Orthotomus patia* (P11:178), below, these particular ones no longer bear their Hodgson numbers, as they presumably did originally. All they now bear is a BMNH label indicating collection by Hodgson in Nepal, with a red label added as a sign of type status. They have also been "improved" in appearance: in contrast to the 13 UMZC specimens, still of typical Hodgson "make-up", somewhat roughly prepared, the wings partly open. Thus the UMZC ones can at least as reasonably be claimed as having type status as the corresponding 13 in the BMNH. The foregoing perhaps also demonstrates that it is better to leave collectors' specimens alone, above all not to remove any labels.

In the list which follows the specimens are recorded in the same basic format as in the main catalogue above, but much abbreviated. Only the author (nearly always Hodgson) and date of publication are given for the original name, but omitted for the equivalent in Peters *et al.* (1931-87) and the relevant "P" number. Following the UMZC catalogue reference, the Strickland and/or Jardine catalogue number is added (from Salvin, 1882 or Anon., 1886). There then follows the relevant page reference to Gray (1846), with the English name employed, the scientific name relevant, and (most important) the Hodgson number applicable to the particular UMZC specimen (or specimens). An asterisk prefixed to a taxon indicates that, not only does it show sexual dimorphism, but that this was appreciated in the original description.

Two taxa (*Cuculus saturatus* P4:20, and *Motacilla alboides*, P9:140) are placed in square brackets. The specimens concerned are not believed to have possible type status, but nevertheless to be of sufficient interest to be worth mention. Warren and Harrison (1971) refer to certain *nomina nuda* of Hodgson's: for example on p. 570 *Cichlops ubiquitousus*, of which the modern equivalent is *Anthus novaeseelandiae rufulus*. Hodgson's name is listed by Gray (1846:77), under Nepal Titlark, Hodgson nos 432, 433. There is a specimen in the UMZC, 27/Mot/1/x/33, Strickl. 407a, Hodgson 432. The name *ubiquitarius* rests merely on its listing previously, without any supporting description, by Hodgson (in Gray,

Zool. Misc., 1844:83), with his numbers 432, 433. Clearly, type status cannot be claimed for this specimen. There are 20 further such cases, none of which is considered worth inclusion below.

[*Cuculus saturatus* Blyth, 1843 = *C. s. saturatus* (P4:20), 19/Cuc/13/h/1. Jardine 2287. Gray (1846:120), Striated Cuckow . . ., *C. micropterus*, Hodgson 507. The specimen has wing 186 mm, and furthermore lacks a black subterminal band on the upper side of the tail (cf. Ali and Ripley 3, 1969:198 *et. seq.*). It belongs not with *micropterus* but *saturatus*; for which see Gray (1846:119), Ashy-headed Cuckow . . ., *C. saturatus*, where Hodgson 507 is not listed. Jardine has also marked the specimen as *micropterus*, and it appears as such in Anon. (1886:55). Without type status, having been assigned to the wrong species, and presumably not used in describing *saturatus*. In fact, Hodgson's MS name *saturatus* was published by Blyth. As pointed out by Mr Inskipp, with reference to Hodgson nos 501, 503–508, 690, certain cuckoos seem to be thoroughly confused in Hodgson (in Gray, Zool. Misc., 1844:85), and Gray (1846:120; 1863:65).]

*Pseudornis dicruroides* Hodgson, 1839 = *Surniculus lugubris dicruroides* P4:35  
19/Cuc/34/a/5,7. Strickl. 2124a, Jardine 2282. Gray (1846:119), Nepal Pseudornis . . ., *P. dicruroides*, Hodgson 502. Gray gives no number, in fact, although it is clear from Hodgson (in Gray, Zool. Misc., 1844:85) that it is 502. Both specimens are in adult dress. Warren (1966:81) lists an adult as the holotype, yet Gray (1846) records four specimens, "a–d". Furthermore, Hodgson in his original description gives a range for both total length and tail length, and writes "Sexes alike".

*Cultrunguis flavipes* Hodgson, 1836 = *Ketupa flavipes* P4:122  
20/Str/9/b/1. Jardine 386. Gray (1846:52), Yellow Ketupu . . ., *Ketupu* (sic) *flavipes*, Hodgson 56. Gray records three specimens, "a–c", of which there is another in the BMNH (Warren, 1966:98).

*Raya rubropygia* Hodgson, 1839 = *Serilophus lunatus rubropygius*. P7:9  
27/Eur/7/a/1, (♂). Jardine 1502. Gray (1846:56), Red-backed Serilophus . . ., *S. rubropygia*, Hodgson 280. Warren and Harrison (1971:472) also list a male syntype, and it would seem from Gray (1846) that only these two specimens ("a–b") were available. The Hodgson numbered label is missing, but Jardine has marked no. 280 on his own label.

*Raya sericeogula* Hodgson, 1839 = *Psarisomus d. dalhousiae* P7:11  
27/Eur/5/a/6, (♀). Jardine 1503. Gray (1846:55), Lady Dalhousie's Eurylaimus . . ., *Simorinus* (*Raya*) *sericeogula*, Hodgson 279. Warren and Harrison (1971:503) list a male syntype, and it would seem from Gray (1846) that only two specimens were available. The UMZC one has wing 102 mm; hence sexing as above from the wing lengths in Ali and Ripley (4, 1970:250). The Hodgson numbered label is missing, but Jardine has marked no. 279 on his own label.

*Hirundo rupicola* Hodgson, 1836 = *Ptyonoprogne r. rupestris* P9:101  
27/Hir/17/d/4. Jardine 730. Gray (1846:55), Crag Swallow . . ., *H. rupicola*, Hodgson 330.

Warren and Harrison (1971: 482) could not trace any type material in the BMNH, although Sharpe (Cat. birds Brit. Mus. **10**, 1885:111) records four Hodgson specimens in all from Nepal. Curiously, Gray (1846) records only one (“a”). Hodgson, in his original description (Journ. Asiat. Soc. Bengal **5**, 1836:781), gives no indication of the material he had available.

*Motacilla calcarata* Hodgson, 1836 = *M. citreola calcarata* P9:135  
27/Mot/4/e/1,2. (unsexed, ♂, both in winter dress). Strickl. 398a,b. Gray (1846:76), Long-legged Wagtail . . ., *Budytes calcaratus*, Hodgson 732. From his description, Hodgson evidently used specimens in winter dress, with upperparts grey, as have these two. Wings respectively 81, 92 mm; hence sexing of no. 2, from Ali and Ripley (**9**, 1973:285). Not in Warren and Harrison (1971), yet both Gray (1846) and Sharpe (Cat. birds Brit. Mus. **10**, 1885: 507, as *M. citreola*) list a number of Hodgson specimens from Nepal.

[*Motacilla alboides* (sic) Hodgson, 1836 (P9:140) = *M. alba ?baicalensis*, (P9:139), 27/Mot/4/b/2, (♂, ad.). Strickl. 387b. Gray (1846:75), Hodgson’s Wagtail . . ., *M. alboides*, Hodgson 135. Grey-backed, not black-backed as in *alboides*, keying out to *baicalensis* (cf. Ali and Ripley **9**, 1973:288). Nor does it agree satisfactorily with Hodgson’s description: so probably not used by him, despite the number as quoted by Gray. Wing 96 mm; hence sexing, from Ali and Ripley (*op. cit.*: 296). Warren and Harrison (1971:16, 52) list syntypes of both *alboides* and *baicalensis* in the BMNH.]

\**Volvocivora melaschistos* Hodgson, 1836 = *Coracina m. melaschistos* P9:193  
27/Cam/4/x/5, (♀). Strickl. 585e. Gray (1846: 97), Sooty Campephaga . . ., *V. melaschistos*, Hodgson 517. Warren and Harrison (1971:345) write of “The (sic) female syntype”, but this seems not strictly correct.

\**Hemipus picaecolor* Hodgson, 1845 = *H. picatus capitalis* P9:218  
27/Cam/5/b/3, (♀). Jardine 4582b. Gray (1846:93), Black and White Hemipus . . ., *H. picaecolor*, Hodgson 285. Warren and Harrison (1971:436) list only a male syntype.

\**Tenthaca pelvica* Hodgson, 1837 = *Tephrodornis gularis pelvicus* P9:219  
27/Cam/9/a/5, (♀). Jardine 3950. Gray (1846:99), Jungle Wood Shrike . . ., *T. pelvica*, Hodgson 235. Not listed by Warren and Harrison (1971), yet five further apparent syntypes have been found in the BMNH – one male and four females, all with Hodgson numbers 234 or 235 (as per Gray).

\**Collurio ferrugiceps* Hodgson, 1837 = *Lanius c. cristatus*. P9:344  
27/Lan/6/f/3, (imm.). Strickl. 614c. Gray (1846:100), Crested Red Shrike . . ., *C. ferrugiceps*, Hodgson 481. Salvin (1882:127) has misquoted the Hodgson number as 431. Warren and Harrison (1971:175) list an adult syntype in the BMNH, with which the UMZC specimen has been compared. The latter differs in lacking any sign of black on the sides of the head, and in having some crescentic barring below. Hodgson’s description of the female could apply to this specimen.



*Collurio tricolor* Hodgson, 1837 = *L. schach tricolor* P9:350  
27/Lan/6/p/6, (ad.). Strickl. 611b. Gray (1846:100), Black-headed Shrike . . . , *Collurio tricolor*, Hodgson 229. Salvin (1882:126) misquotes Hodgson's name as *bicolor*. Warren and Harrison (1971:567) list an adult syntype in the BMNH. Hodgson used the generic name *Collurio*, not *Lanius* as quoted in Peters *et al.* (9, 1960:350).

*Troglodytes subhemalayanus* Gray, 1846 = *T. troglodytes nipalensis* P9:419  
27/Tro/13/e/22, (♀). Strickl. 381a. Gray (1846:62), Himalayah Wren . . . , *T. subhemalayanus*. Hodgson 396. The Hodgson number is omitted by Salvin (1882:78). Described by Gray (*op. cit.*: 151). Wing 47 mm; hence sexing, from Ali and Ripley (9, 1973:138)

*Dahila docilis* Hodgson, 1836 = *Copsychus s. saularis* P10:65  
27/Tur/17/f/22, (♂, ad.). Jardine 4410. Gray (1846:67), Dial-bird . . . , *D. docilis*, Hodgson 439. Not listed by Warren and Harrison (1971), although Sharpe (Cat. birds Brit. Mus. 7, 1883: 64) lists seven Hodgson specimens from Nepal, as had already Gray ("a-g"). Hodgson describes the adult male, adding (erroneously) "sexes alike" and a description of the juvenile.

\**Cochoa purpurea* Hodgson, 1836 = *C. purpurea* P10:89  
27/Tur/15/b/1, (♀, ad.). Strickl. 363a. Gray (1846:96), Purple Cocho . . . , *Prosorhina (Cochoa) purpurea*, Hodgson 180, 181 (in Gray only). Marked by Strickland "India 1846 E. Blyth". But pasted on the back of his label is an obvious Hodgson one, neither no. 180 nor 181, but 66. Hodgson (in Gray, Zool. Misc., 1844:84) quotes nos 180, 181, 577. It seems possible that Blyth obtained the specimen from Hodgson before Hodgson left Nepal in 1843. This would explain the omission of no. 66 as above. Although Sharpe (Cat. birds Brit. Mus. 4, 1879:3) lists six Hodgson specimens from Nepal (three males, two females, one immature), the species is omitted by Warren and Harrison (1971). Hodgson in his description differentiates between all three categories.

*Saxicola ferrea* J. Gray, 1846 = *S. ferrea* P10:115  
27/Tur/62/c/2,14 (♂♂ ad.). Strickl. 168b, Jardine 4533b. Gray (1846:71), Stout Stonechat . . . , *S. ferrea*, Hodgson 416. Described by Gray (*op. cit.*: 153): male only. No. 2 bears another Hodgson label (apart from his number), evidently in Nepalese, undeciphered.

*Pomatorhinus ferrugilatus* Hodgson, 1836 = *P. erythrogeus ferrugilatus* P10:267  
27/Tim/30/a/1, (♀). Strickl. 132a. Gray (1846:87), Red-cheeked Pomatorhinus . . . , *P. ferrugilatus*, Hodgson 237. Not listed by Warren and Harrison (1971), yet Gray records six skins, "a-f". The UMZC specimen has wing 94, tail 95 mm; hence sexing, from Ali and Ripley (6, 1971:142, as *P. e. erythrogeus*). It bears another Hodgson label (apart from his number), doubtless in Nepalese, undeciphered.

*Pomatorhinus ruficollis* Hodgson, 1836 = *P. r. ruficollis* P10:274  
27/Tim/30/g/1. Strickl. 131a. Gray (1846:86), Rufous-necked Pomatorhinus . . . , *P. ruficollis*, Hodgson 239.

- Cinclosoma rufimenta* Hodgson, 1836 = *Garrulax r. rufogularis* P10:363  
27/Tim/11/ii/1, (♂). Strickl. 101a. Gray (1846:84), Red-throated Trochalopteron . . . , *C. rufimenta*, Hodgson 187.  
Sexed on colour from Ali and Ripley (7, 1972:27).
- Cinclosoma setafer* Hodgson, 1836 = *Garrulax lineatus setafer* P10:371  
27/Tim/11/s/1. Strickl. 98a. Gray (1846:84), Spine-bearing Trochalopteron . . . , *C. setifer*, Hodgson 317.
- \**Mesia argentauris* Hodgson, 1837 = *Leiothrix a. argentauris* P10:381  
27/Tim/15/a/1, (♂). Strickl. 349a. Gray (1846:94), Silver-eared Mesia . . . , *M. argentauris*, Hodgson 308.
- Cinclosoma nipalensis* Hodgson, 1836 = *Actinodura n. nipalensis* P10:392  
27/Tim/1/c/1. Strickl. 105a. Gray (1846:84), Nepal Actinodura . . . , *A. nipalensis*, Hodgson 257.
- Siva strigula* Hodgson, 1837 = *Minla s. strigula* P10:396  
27/Tim/22/c/1. Strickl. 353a. Gray (1846:95), Stripe-throated Siva . . . , *S. strigula*, Hodgson 314.
- Minla castaneiceps* Hodgson, 1837 = *Alcippe c. castaneiceps* P10:399  
27/Tim/2/e/1, (♂). Strickl. 352a. Gray (1846:94), Chestnut-headed Minla . . . , *M. castaneiceps*, Hodgson 477. The UMZC specimen has wing 58 mm; hence sexing, from Ali and Ripley (7, 1972:114).
- Siva vinipectus* Hodgson, 1837 = *Alcippe v. vinipectus* P10:401  
27/Tim/2/r/1. Strickl. 350a. Gray (1846:94), Vinous-breasted Siva . . . , *S. vinipectus*, Hodgson 479.
- Siva nipalensis* Hodgson, 1837 = *Alcippe n. nipalensis* P10:411  
27/Tim/2/j/3. Strickl. 126a. Gray (1846:95), Nepal Siva . . . , *S. nipalensis*, Hodgson 357.
- Sibia nigriceps* Hodgson, 1839 = *Heterophasia capistrata nigriceps* P10:417  
27/Tim/12/c/2. Strickl. 107b. Gray (1846:88), Black-headed Sibia . . . , *S. nigriceps*, Hodgson 258.
- Sibia pieaoides* (sic) Hodgson, 1839 = *Heterophasia p. picaoides* P10:420  
27/Tim/12/f/1. Strickl. 106a. Gray (1846:88), Long-tailed Sibia . . . , *S. picaoides*, Hodgson 246.
- Yuhina flavicollis* Hodgson, 1836 = *Y. f. flavicollis* P10:422  
27/Tim/44/e/1. Strickl. 355a. Gray (1846:74), Yellow-necked Yuhin . . . , *Y. flavicollis*, Hodgson 312.

*Yuhina gularis* Hodgson, 1836 = *Y. g. gularis* P10:424  
27/Tim/44/f/1. Strickl. 356a. Gray (1846:74), Spotted-throated Yuhin . . . , *Y. gularis*,  
Hodgson 309.

*Suya criniger* Hodgson, 1836 = *Prinia c. criniger* P11:130  
27/Syl/65/g/1,3. Strickl. 268a, Jardine 4426. Gray (1846:63), Long-tailed Prinia . . . , *P.*  
*criniger*, Hodgson 415.

*Orthotomus patia* Hodgson, 1845 = *O. sutorius patia* P11:178  
27/Syl/58/h/19, (summer). Jardine 4430. Gray (1846:63), Rufous-headed Tailor-bird . . . ,  
Hodgson 387. Gray does not include Hodgson's name *patia*. Nor is it listed by Warren  
and Harrison (1971). Yet there are two specimens in the BMNH, 80.1.1.1235, 1302, both  
bearing a Hodgson label no. 387. Altogether Sharpe (Cat. birds Brit. Mus. 7, 1883:217)  
lists seven Hodgson skins from Nepal. The UMZC specimen has wing 50, tail 45 mm;  
hence from the latter "summer" as above, from Ali and Ripley (8, 1973: 84).

\**Siphia strophinata* Hodgson, 1837 = *Ficedula s. strophinata* P11:341  
27/Mus/17/u/4,5 (♂, ♀, ads). Jardine 4555a, Strickl. 678b.  
Gray (1846:92), Orange-gorget Siphia . . . , *S. strophinata*, Hodgson 424. Although Sharpe  
(Cat. birds Brit. Mus. 4, 1879:456) lists 13 Hodgson specimens from Nepal (six adult  
males, three adult females, four juveniles), *strophinata* is omitted by Warren and Harrison  
(1971). The two UMZC specimens have been sexed on colour from Ali and Ripley (7,  
1972:160, as *Muscicapa s. strophinata*).

\**Niltava sundara* Hodgson, 1837 = *N. s. sundara* P11:358  
27/Mus/31/kk/2,8,11 (♂♂, ♀, ads). Strickl. 672a (♂), Jardine 4551c (♂, ♀). Gray (1846:  
92), Black-collared Niltava . . . , *N. sundara*, Hodgson 142 (♂♂), 422 (♀). Although Sharpe  
(Cat. birds Brit. Mus. 4, 1879:463) lists 15 Hodgson specimens from Nepal (five adult  
males, six adult females, four juveniles), *sundara* is omitted by Warren and Harrison (1971,  
1973). Gray (1846) quotes nos 142, 243. The latter is obviously a mistake for 423, see  
Hodgson (in Gray, Zool. Misc., 1844:84, as *Chaitaris sundara*, 142, 422; *C. sordidus*, 423),  
while Gray (1863:47, as *N. sundara*) gives nos 142, 422–423. The name *sordidus* would  
appear to be a *nomen nudum*, merely listed in Gray (Zool. Misc., 1844:84) and by Sharpe  
(*loc. cit. supra*, as a synonym of *sundara*).

\**Niltava brevipes* Hodgson, 1837 = *N. r. rubeculoides* P11:364  
27/Mus/31/bb/2,7 (♂♂, ads). Strickl. 674b, Jardine 4551a. Gray (1846:91), Red-breasted  
Niltava . . . , *N. rubeculoides* . . . *Chaitaris brevipes*, Hodgson 137. Although Sharpe (Cat.  
birds Brit. Mus. 4, 1879:447) lists eight Hodgson specimens from Nepal (two adult males,  
four adult females, two juveniles), *brevipes* is omitted by Warren and Harrison (1971,  
1973).

\**Parus sultaneus* Hodgson, 1837 = *Melanochlora s. sultanea* P12:122  
27/Pari/5/a/8, (♀). Strickl. 318c. Gray (1846:72), Great-crested Titmouse . . . , *P. sultaneus*.  
Hodgson 344. The UMZC specimen bears Hodgson no. 345, although Gray records four.  
"a–d", no. 344 only.

- Sitta nipalensis* Hodgson, 1836 = *S. himalayensis* P12:134  
27/Sit/5/h/1. Strickl. 334a. Gray (1846:61), Nepaul (sic) Nuthatch . . ., *S. nipalensis*, Hodgson 401. See also main catalogue above, under same reference. The present specimen has wing 72, tail 36, culmen (from skull) 16 mm.
- \**Cinnyris nipalensis* Hodgson, 1837 = *Aethopyga n. nipalensis* P12:275  
27/Nec/1/i/1, (♂). Strickl. 781a. Gray (1846:59), Nepal Sun-bird . . ., *C. nipalensis*, Hodgson 523.
- Cinnyris saturata* Hodgson, 1837 = *Aethopyga s. saturata* P12:277  
27/Nec/1/l/9, (♂), Jardine 4905. Gray (1846:59), Hodgson's Sun-bird . . ., *C. saturata*, Hodgson 531. See also main catalogue above, under same reference, this specimen is also the holotype of *Nectarinia hodgsonii*. Hodgson describes the male only. His description is dated 1837, not 1836 as in Peters *et al.* (12, 1967:277).
- \**Cinnyris miles* Hodgson, 1837 = *Aethopyga siparaja seheriae* P12:278  
27/Nec/1/n/2, (♂). Jardine 4903. Gray (1846:59), Goulpourah Sun-bird . . ., *C. miles*, Hodgson 525.
- Cinnyris magna* Hodgson, 1837 = *Arachnothera m. magna* P12:288  
27/Nec/3/i/5, (♀). Jardine 4878. Gray (1846:60), Great Spider-hunter . . ., *A. magna*, Hodgson 528. Wing 82, tail 43 mm (bill broken); hence sexing, from Ali and Ripley (10, 1974:56).
- \**Carduelis nipalensis* Hodgson, 1836 = *Carpodacus n. nipalensis* P14:268  
27/Fri/4/f/1, (♂). Jardine 6555. Gray (1846:106), Nepal Finch . . ., *C. nipalensis*, Hodgson 460.
- \**Corythus subhimachalus* Hodgson, 1836 = *Pinicola subhimachalus* P14:286  
27/Fri/13/b/1, (♀). Jardine 6540. Gray (1846:110), Himalayah Strobilophaga . . ., *C. subhimachalus*, Hodgson 472.
- \**Corythus sipahi* Hodgson, 1836 = *Haematospiza sipahi* P14:287  
27/Fri/8/a/2, (♂). Jardine 6532. Gray (1846:110), Sipahi Strobilophaga . . ., *C. sipahi*, Hodgson 320.
- \**Pyrrhula nipalensis* Hodgson, 1836 = *P. n. nipalensis* P14:294  
27/Fri/15/e/5, (♂). Jardine 6562. Gray (1846:111), Nepal Bullfinch . . ., *P. nipalensis*, Hodgson 498.
- \**Coccothraustes melanozanthos* Hodgson, 1836 = *C. melanozanthos* P14:303  
27/Fri/6/f/1,2, (♂, ♀). Jardine 6194, 6193. Gray (1846:105), Black and Yellow Hawfinch . . ., *C. melanozanthos* (*sic*), Hodgson 326, 327.

*Bhuchanga albirictus* Hodgson, 1836 = *Dicrurus macrocercus albirictus* P15:141  
27/Dicr/2/n/5. Strickl. 565e. Gray (1846:98), Great-tailed Dicrurus ..., *D. albirictus*,  
Hodgson 551.

*Bhringa tectirostris* Hodgson, 1837 = *Dicrurus remifer tectirostris* P15:147  
27/Dicr/2/r/5. Strickl. 571a. Gray (1846:99), Racket-tailed Bringa ..., *B. tectirostris*,  
Hodgson 554.

*Chibia casia* Hodgson, 1837 = *Dicrurus h. hottentotus* P15:152  
27/Dicr/2/k/18, (ad.). Strickl. 562b. Gray (1846:99), Crishna Crow ..., *C. casia*, Hodgson  
564. Although Sharpe (Cat. birds Brit. Mus. 3, 1877:236) lists five Hodgson specimens  
from Nepal (four adults, one juvenile), *casia* is omitted by Warren and Harrison (1971).



## APPENDIX 2

### Material from Grand Comoro, ex L. Humblot

There are two specimens each of the 11 taxa as listed below in the UMZC, from Grand Comoro, all marked by Prof. A. Newton "L. Humblot Feb. 1887" (the date is apparently that of receipt, not of collecting). All these taxa were described by Milne-Edwards and Oustalet (Compt. Rend. Acad. Sci. Paris **101**, 1885: 218–222), except for the last one, *Dicrurus fuscipennis*, described by them (Ann. Sci. Nat. Zool. **7**(2), 1887:225). Their descriptions had only been preceded in the case of the *Zosterops*. The list is as follows, first, the name used by Milne-Edwards and Oustalet and the modern equivalent, followed by the relevant "P" reference, then the museum catalogue reference, and external sexing where possible:

[*Coracopsis sibilans* = *C. nigra sibilans*. P3:230 18/Psi/17/a/7, 8.]

[*Leptosomus gracilis* = *L. discolor gracilis*. P5:239 25/Lep/1/a/7, 8. (♂), (♀).]

[*Graucalus cucullatus* = *Coracina cinerea cucullata*. P9:184 27/Cam/4/j/1, 2. (♂♂).]

[*Hypsipetes parvirostris* = *H. madagascariensis parvirostris*. P9:296 27/Pyc/6/j/10,11. Also nos 12, 13, from Humblot through G.A. Frank, May 1888. All four "grey", not "olive", birds: cf. Benson (Ibis **103b**, 1960:66).]

[*Turdus comorensis* = *T. bewsheri comorensis*. P10:178 27/Tur/68/f/1, 2.]

[*Humblotia flavirostris* = *H. flavirostris*. P11:334 27/Mus/20/a/1, 2.]

[*Terpsiphone comoroensis* = *T. mutata comoroensis*. P11:491 27/Mus/51/h/26, 27. (♂), (♀). Also nos 28 (♂), 29 (♀), from Humblot through G.A. Frank, May 1888. See the main catalogue above, like *T. m. vulpina* of Anjouan, *T. m. comoroensis* is unquestionably valid.]

[*Cinnyris humbloti* = *Nectarinia h. humbloti*. P12:249 27/Nec/5/dd/1, 2. (♂), (♀). Also no. 3 (♂), from Humblot through G.A. Frank, May 1888.]

[*Zosterops angasizae* = *Z. senegalensis kirki*. P12:331 1879. 27/Zos/11/xx/1, 2.]

[*Foudia consobrina* = *F. eminentissima consobrina*. P15:63 27/Plo/6/b/2, 3. (♂), (♀). Also no. 4 (♀), from Humblot through G.A. Frank, May 1888.]

[*Buchanga atra* var. *fuscipennis* = *Dicrurus fuscipennis*. P15:140 27/Dicr/2/j/1, 2.]

According to C. Erard and C. Jouanin (personal communication, 30 Jul 1979), Humblot sent large consignments of specimens to the MNHN in 1885–86 and smaller ones in

1887–89. They suggest that he may have sent some material to the UMZC (per Prof. Newton) direct (the specimens as above received through G.A. Frank in May 1888 apart, this may well be the case). Specimens of the above forms in the MNHN are all represented by “mounts”, marked “type” on the underpart of each stand, and received from Humblot in 1885. Taking *Nectarinia h. humbloti* as an example, according to the museum register Milne-Edwards and Oustalet examined eight specimens, of which four are still available, mounted and inscribed as type material. Of the four others, two were sent to Sharpe at the BMNH, two later destroyed as in very bad state. See Sharpe (1906:437), it would thus seem that, although not listed by Warren and Harrison (1971, 1973), there are in the BMNH two syntypes of this form, likewise of *Turdus b. comorensis*, *Humblotia flavirostris* and *Terpsiphone m. comoroensis*. They have been duly found, with the qualification that one of the specimens of *Humblotia* had later been exchanged with the AMNH, and one of the two *Terpsiphone* belongs with *T. m. pretiosa* (Lesson), of Mayotte, not *comoroensis*. Unlike these BMNH specimens, none of the UMZC ones can be claimed as having type status. Incidentally, Humblot’s collecting was by no means confined to birds. He was in charge of a zoological expedition which arrived in Madagascar in 1879, to spend more than a year there (Rand, Bull. Amer. Mus. Nat. Hist. **72**, 1936:154). L. Humblot was the source of an auction of Madagascar insects by Stevens, 9 Oct 1883 (Chalmers-Hunt, 1976: 116). Evidently, too, he collected orchids in Madagascar and the Comoros (Stewart, Orchid Review, Oct 1968:288; Jun 1969:177)



# BIBLIOGRAPHY

Some references quoted in full in the Catalogue and in the Appendices are excluded

- Ali, S. & Ripley, S. Dillon. 1968–74. *Handbook of the birds of India and Pakistan*, Vols. 1–10. Bombay, London, New York. Oxford University Press.
- Anonymous. 1886. *A catalogue of the birds contained in the collection of Sir William Jardine, Bart.* London. Puttick and Simpson.
- Arbocco, G., Capocaccia, L. & Violani, C. 1979. Catalogo dei tipi di uccelli del Museo Civico di Storia Naturale di Genova. *Annali Mus. civ. Stor. nat. Giacomo Doria*, **82**: 184–265.
- Banko, W.E. 1979. *History of endemic Hawaiian birds. Specimens in museum collections.* CPSU/UH Avian Hist. Report **2** (cyclostyled).
- Bannerman, D.A. 1930–51. *The Birds of Tropical West Africa*, Vols. 1–8, London. Crown Agents.
- Bannerman, D.A. 1965. *Birds of the Atlantic Islands*, Edinburgh. Oliver and Boyd.
- Benson, C.W. 1970–71. The Cambridge collection from the Malagasy Region. *Bull. Brit. Orn. Cl.*, **90**: 168–172; **91**: 1–7.
- Benson, C.W. 1971a. Notes on *Terpsiphone* and *Coracina* spp. in the Malagasy Region. *Bull. Brit. Orn. Cl.*, **91**: 56–64.
- Benson, C.W. 1971b. Some further type material in Cambridge. *Bull. Brit. Orn. Cl.*, **91**: 160–161.
- Benson, C.W. 1972. Skins of extinct or near extinct birds in Cambridge. *Bull. Brit. Orn. Cl.*, **92**: 59–68.
- Benson, C.W., Colebrook-Robjent, J.F.R. & Williams, A. 1976–77. Contribution à l'ornithologie de Madagascar. *L'Oiseau et R.F.O.*, **46**: 103–134; 209–242; 367–386; **47**: 41–64; 167–191.
- Brooke, R.K. 1978. (Letter re John Leyland). *Bokmakierie*, **30**: 80.
- Brown, L. & Amadon D. 1968. *Eagles, hawks and falcons of the world*. London. Country Life Books.
- Chalmers-Hunt, J.M. 1976. *Natural history auctions 1700–1972. A register of sales in the British Isles*. London. Sotheby Parke Bernet.
- Clancey, P.A. 1967. Pitfalls in subspecific taxonomy, especially ornithology. *S. Afr. Mus. Ass. Bull.*, **8**: 477–484.
- Clancey, P.A. (ed.). 1980. *S.A.O.S. checklist of southern African birds*. Johannesburg: S. Afr. Orn. Soc.
- Cory, C.B. & Hellmayr, C.E. 1924–27. Catalogue of birds of the Americas and the adjacent islands, Pts. 3–5. *Field Mus. Nat. Hist.*, Zool. Ser. **13**. Chicago.
- Davies, K.C. & Hull, J. 1976. *The zoological collections of the Oxford University Museum*. Oxford. Oxford University Press.
- Davies, K.C. and Hull, J. 1981. William Burchell's South African bird collection, 1810–1815 in History in the Service of Systematics. *Soc. Biblphy. Nat. Hist.* Special Publication No. 1: 95–99.
- Dowsett, R.J. 1973. Zoological holotypes in the Livingstone Museum, Zambia. *Zambia Mus. J.*, **4**: 37–38.

- Dowsett, R.J. 1978. Comments on some ornithological type-localities in Zambia. *Zambia Mus. J.*, **5**:7–16.
- Fisher, C.T. 1981. Specimens of extinct, endangered or rare birds in the Merseyside County Museums, Liverpool. *Bull. Brit. Orn. Cl.*, **101**: 276–285.
- Forshaw, J.M. 1973. *Parrots of the world*. Melbourne. Lansdowne.
- Gadow, H. 1910. The ornithological collections of the University of Cambridge. *Ibis*, **9**(4): 47–53.
- Gilbert, P. 1977. *A compendium of the biographical literature on deceased entomologists*. London. Brit. Mus. (Nat. Hist.).
- Goodwin, D. 1967. *Pigeons and doves of the world*. London. Brit. Mus. (Nat. Hist.).
- Gosse, P.H. 1847. *The birds of Jamaica*. London. John van Voorst.
- Grant, C.H.B. 1957. Levaillant's travels in South Africa. 1781–1784. *Ostrich*, **28**: 83–97
- Gray, J.E. 1846. *Catalogue of the specimens and drawings of mammalia and birds of Nepal and Thibet presented by B.H. Hodgson to the British Museum*. London.
- Gray, J.E. 1863. *Catalogue of the specimens and drawings of mammals, birds, reptiles and fishes of Nepal and Tibet presented by B.H. Hodgson to the British Museum*. 2<sup>nd</sup> Edition. London.
- Greenway, J.C. 1973. Type specimens of birds in the American Museum of Natural History 1. *Bull. Amer. Mus. Nat. Hist.*, **150**:207–346.
- Greenway, J.C. 1978. Type specimens of birds in the American Museum of Natural History 2. *Bull. Amer. Mus. Nat. Hist.*, **161**:1–306.
- Günther, A.C.L.G. 1900. The unpublished correspondence of William Swainson with contemporary naturalists, 1806–1840 (President's Anniversary Address). *Proc. Linn Soc. Lond.*, **112**: 14–61.
- Gunther, A.E. 1980. The miscellaneous autobiographical manuscripts of John Edward Gray (1800–1875). *Bull. Brit. Mus. (Nat. Hist.)*, Hist. Ser. **6**: 199–244.
- Gurney, J.H. (ed.). 1872. *Andersson's birds of Damaraland*. London. John van Voorst.
- Gyldenstolpe, N. 1926. Types of birds in the Royal Natural History Museum in Stockholm. *Ark. Zool.*, **19A**(1): 1–116.
- Hall, B.P. (ed.). 1974. *Birds of the Harold Hall Australian Expedition*. London. Brit. Mus. (Nat. Hist.).
- Hellmayr, C.E. 1929–38. *Catalogue of birds of the Americas*, **6–11**. Field Mus. Nat. Hist., Zool. Ser. **13**. Chicago.
- Hellmayr, C.E. & Conover, B. 1942–49. *Catalogue of birds of the Americas* **1**(1–4). Field Mus. Nat. Hist., Zool. Ser. **13**. Chicago.
- Horsfield, T. 1821. Systematic arrangement and description of birds from the Island of Java. *Trans. Linn. Soc. Lond.*, **13**:133–200.
- Howard, H. & Moore, A. 1980. *A complete checklist of the birds of the world*. Oxford, New York, Toronto, Melbourne. Oxford University Press.
- Jardine, W. 1858. *Memoirs of Hugh Edwin Strickland*. London. John van Voorst.
- Jardine, W. & Selby, P.J. 1827–43. *Illustrations of Ornithology* Parts **1–10**, 1827–35; n.s., Parts **1–8**, 1836–43. London. Lizars. (In the original series, 1827–35, parts 1–3 comprise vol. **1**; parts 4–7 vol. **2**; parts 8–10 vol. **3**; as in the copies in the University Library, Cambridge. Likewise in the new series, 1836–43, parts 1–8 comprise vol. **4**. See also Sherborn, 1894, below.)
- Jouanin, C. 1951. Catalogue systématique des types de Trochilidés. *Publs Un. Int. Sci. Biol.*, Ser. C, **3**: 1–27.
- Lynes, H. 1930. Review of the genus *Cisticola*. *Ibis*, **12**(6), suppl.

- Macdonald, J.D. 1957. *Contribution to the ornithology of western South Africa*. London. Brit. Mus. (Nat. Hist.).
- McLachlan, G.R. & Liversidge, R. 1978. *Roberts Birds of South Africa*. Cape Town. Trustees of the John Voelcker Bird Book Fund.
- MacLintock, A.H. (ed.). 1966. *An encyclopaedia of New Zealand*. Wellington. Government Printer.
- McMillan, N.F. 1970. William Swainson's Birds of Brazil, Mexican Zoology and Tropical Ornithology. *J. Soc. Biblioph. Nat. Hist.* **5**: 366–368.
- Morel, G. 1972. Liste commentée des oiseaux du Sénégal et de la Gambie. Dakar: O.R.S.T.O.M. (with suppl. 1, 1980).
- Peters, J.L. *et al.* 1931–87. *Check-list of birds of the world*, Vols. 1–16. Cambridge, Mass. U.S.A. Harvard Univ. Press Mus. Comp. Zool.
- Pitman, Joy. 1981. Manuscripts in the Royal Scottish Museum, Edinburgh, 1. William Jardine papers, *Roy. Scot. Mus., Nat. Hist.*, **7**.
- Plenge, M.A. 1979. Type specimens of birds in the Museo de Historia Natural "Javier Prado", Lima, Peru. *Occ. Pap. Mus. Zool. Louisiana State Univ.*, **53**: 1–13.
- Prestwich, A.A. 1963. "I name this parrot . . ." Edenbridge, Kent: author.
- Quépart, N. 1887. *Dictionnaire biographique de l'ancien département de la Moselle*. Paris. Picard; Metz: Sidot.
- Ridgway, R. 1901–19. *The birds of North and Middle America*, Bull. U.S. Natm. Mus., no. 50, pts. 1–8. Washington. Gov't Printing Office.
- Ripley, S. Dillon. 1977. *Rails of the world*. Toronto. M.F. Feheley.
- Roberts, A. 1924. Synoptic check list of the birds of South Africa. *Ann. Transv. Mus.*, **10**(3): 89: 195.
- Roberts, A. 1936a. Ornithological notes, *Ann. Transv. Mus.*, **18**(3):255–269.
- Roberts, A. 1936b. Some unpublished field notes made by Dr (Sir) Andrew Smith. *Ann. Transv. Mus.*, **18**(3): 271–323.
- Salvin, O. 1882. *A catalogue of the collection of birds formed by the late Hugh Edwin Strickland*. Cambridge. Cambridge University Press.
- Schauensee, R.M. de. 1957. On some avian types, principally Gould's, in the collection of the Academy. *Proc. Acad. Nat. Sci. Philad.*, **109**: 123–246.
- Schauensee, R.M. de. 1970. *A guide to the birds of South America*. Edinburgh. Oliver & Boyd.
- Schlegel, H. & Pollen, F.P.L. 1868. *Recherches sur la faune de Madagascar et de ses Dépendances*. Leiden. Steenhoff.
- Scott, R. 1961. *Limuria: the lesser dependencies of Mauritius*. London. Oxford University Press.
- Sharpe, R.B. 1906. *The History of the Collections Contained in the Natural History Departments of the British Museum*, **2**: 79–515. London. Brit. Mus. (Nat. Hist.).
- Sherborn, C.D. 1894. Dates of publication of Jardine and Selby's Illustrations of Ornithology', *Ibis*, **6**(6): 326.
- Sherborn, C.D. 1940. *Where is the — — — collection?* Cambridge. Cambridge University Press.
- Smith, A. 1838–49. *Illustrations of the zoology of South Africa*. London. Smith, Elder and Co.. (See Waterhouse, *Proc. Zool. Soc. Lond.*, 1880: 489–491, for details of publication dates.)
- Stenhouse, J.H. 1930a. Bird-types in the Royal Scottish Museum. *Nov. Zool.*, **35**: 270–276.
- Stenhouse, J.H. 1930b. Birds of historic interest in the Royal Scottish Museum. **5**. Birds collected in South Africa by Sir Andrew Smith. *Scot. Nat.* 1930: 147–153.

- Stone, W. 1899. A study of the type specimens of birds in the collection of the Academy of Natural Sciences of Philadelphia, with a brief history of the collection. *Proc. Acad. Nat. Sci. Philad.*, **51**: 5–62.
- Stresemann, E. 1954. Ferdinand Deppe's travels in Mexico. *Condor*, **56**: 86–92.
- Stresemann, E. 1975. *Ornithology from Aristotle to the present*. (Translated by Hans J. and Cathleen Epstein, edited by G.W. Cottrell, foreword and epilogue by E. Mayr.) Cambridge, Mass. U.S.A.. Harvard University Press.
- Strickland, H.E. 1844. Description of some new species of birds brought by Mr. L. Fraser from Western Africa. *Proc. Zool. Soc. Lond.*, **12**: 99–102.
- Strickland, H.E. 1850. List of birds procured in Kordofan by Mr. J. Petherick. *Proc. Zool. Soc. Lond.*, **18**: 214–221.
- Suloway, F.J. 1982a. Darwin and his Finches: the evolution of a legend. *J. Hist. Biol.*, **15**: 1–53.
- Suloway, F.J. 1982b. The *Beagle* collections of Darwin's Finches (*Geospizinae*). *Bull. Brit. Mus. (Nat. Hist.)*, Zool. Ser., **43**(2): 49–94.
- Swainson, W. 1820–23, 1831. *Zoological Illustrations*, Vol. 1(1)-1(3) (1820–23), Vol. 2 (1831). London. Baldwin, Cradock *et al.*
- Swainson, W. 1827. A synopsis of the birds discovered in Mexico by W. Bullock, F.L.S. and H.S., and Mr. William Bullock, jun. *Phil. Mag., n.s.*, **1**: 364–369, 433–442.
- Swainson, W. 1837. *Birds of western Africa*, **1, 2**. Edinburgh. Lizars.
- Swainson, W. 1838. *Animals in menageries*. London. Longman, Orme *et al.*
- Swainson, W. & Richardson, J. 1832. *Fauna Boreali-Americana*, **2. Birds**. London. John Murray.
- Tristram, H.B. 1889. *Catalogue of a collection belonging to H.B. Tristram*. Durham. "Advertiser" Office.
- Vaurie, C. 1959. *The Birds of the Palearctic Fauna. Passeriformes*. London. H.F. & G. Witherby.
- Vaurie, C. 1965. *The Birds of the Palearctic Fauna. Non-passeriformes*. London. H.F. & G. Witherby.
- Wagstaffe, R. 1974. William Swainson (1789–1855): an appreciation. *Honeyguide*, **77**: 19–22.
- Wagstaffe, R. 1978. *Type specimens of birds in the Merseyside County Museums*. Liverpool. Merseyside County Museums.
- Wakefield, N.A. 1972. Harmony Vale, Baron von Hügel, and an early Victorian bird collection. *Victorian Naturalist*, **89**(6): 156–164.
- Warren, R.L.M. 1966. *Type-specimens of Birds in the British Museum (Natural History)*, Vol. 1. *Non-passerines*. London. Brit. Mus. (Nat. Hist.).
- Warren, R.L.M. and Harrison, C.J.O. 1971. *Type-specimens of Birds in the British Museum (Natural History)*, Vol. 2. *Passerines*. London. Brit. Mus. (Nat. Hist.).
- Warren, R.L.M. 1973. *Type-specimens of birds in the British Museum (Natural History)*, Vol. 3. *Systematic index*. London. Brit. Mus. (Nat. Hist.).
- Watling, Dick. 1978. A Cambridge collection of Fijian and Tongan landbirds. *Bull. Brit. Orn. Cl.*, **98**: 95–98.
- White, C.M.N. 1963. *A revised check list of African flycatchers etc.* Lusaka. Department of Game and Fisheries.
- White, C.M.N. 1965. *A revised check list of African non-passerine birds*. Lusaka. Department of Game and Fisheries.
- Whittell, H.M. 1954. *The literature of Australian birds*, **1,2**. Perth. Paterson Brokensha.
- Wilson, S.B. and Evans, A.H. 1890–99. *Aves Hawaiienses*, **1–8**. London. R.H. Porter.

- 
- Winchester-Gould, G.A. 1977. Andrew Smith's Zoology reprinted. *Bokmakierie*. **29**: 3-4.
- Wollaston, A.F.R. 1921. *Life of Alfred Newton*. London. John Murray.
- Wynne, O.E. 1969. *Biographical key - names of birds of the world - to authors and those commemorated*. Fordingbridge, Hants: author.



# Publications of C.W. Benson

Three publications by the late Mrs. F.M. Benson alone, published 1945–6, have also been included.

## 1936

Benson, C.W. 1936. The waders found at Beira. *Ostrich*, 7(2), 116–118.

Benson, C.W. 1936. A new race of Wren-Warbler *Calamonastes simplex neglectus*. *Bull. Brit. Orn. Cl.*, 56, 71–72.

Benson, C.W. 1936. A new race of *Alethe macclouniei*, *A. m. njombe*. *Bull. Brit. Orn. Cl.*, 56, 100.

Benson, C.W. 1936. The status of the genus *Cryptospiza* in Nyasaland. *Bull. Brit. Orn. Cl.*, 56, 101.

Benson, C.W. 1936. A note on *Apalis bamendae bensoni* (Vincent). *Bull. Brit. Orn. Cl.*, 56, 101–103. (Amended 1937 *Bull. Brit. Orn. Cl.*, 57, 105).

## 1937

Benson, C.W. 1937. Miscellaneous notes on Nyasaland birds. *Ibis*, 79, 551–582.

Benson, C.W. 1937. Waders at Beira. *Ostrich*, 8(1), 43–44.

## 1938

Benson, C.W. 1938. Two new races, *Anomalospiza imberbis nyasae* and *Othyphautes stuhlmanni nyikae*. *Bull. Brit. Orn. Cl.*, 58, 112–113.

Benson, C.W. 1938. A new francolin from Nyasaland, *Francolinus squamatus doui*. *Bull. Brit. Orn. Cl.*, 59, 42–43.

Benson, C.W. 1938. A new hill babbler from Nyasaland, *Pseudoalcippe pyrrhoptera nyasae*. *Bull. Brit. Orn. Cl.*, 59, 43–44.

## 1939

Benson, C.W. 1939. A new lark from Nyasaland, *Mirafra africana nyikae*. *Bull. Brit. Orn. Cl.*, 59, 85–86.

Benson, C.W. 1939. The status of the genus *Bradypterus* in Nyasaland. *Bull. Brit. Orn. Cl.*, 59, 108–113.

## 1940

Benson, C.W. 1940. Further notes on Nyasaland birds. *Ibis*, 82, 257–298, 387–433, 583–629 (concluded *Ibis*, 83).

## 1941

Benson, C.W. 1941. Further notes on Nyasaland birds. *Ibis*, 83, 1–55 (concluded from *Ibis*, 82).

Benson, C.W. 1941. A new *Cisticola* from the Nyika Plateau, Nyasaland (*Cisticola lais nyikae*). *Ostrich*, 12(1), 28–29.

## 1942

Benson, C.W. 1942. Additional notes on Nyasaland birds. *Ibis*, 84, 197–224, 299–337.

Benson, C.W. 1942. A new species and ten new races from southern Abyssinia. *Bull. Brit. Orn. Cl.*, 63, 8–19.

## 1943

Benson, C.W. 1943. A new Warbler from Nyasaland (*Eremomela usticollis rensi*). *Ostrich*, 13(4), 241–243.

Benson, C.W. 1943. *Vidua hypocherina*. *Ostrich*, 14(3), 194.

## 1944

Benson, C.W. 1944. Notes from Nyasaland. *Ibis*, 86, 445–480.

- Benson, C.W. 1944. Ringed European Storks in Nyasaland. *Ibis*, 86, 552.  
 Benson, C.W. 1944. Palaearctic migrants in Nyasaland. *Ostrich*, 15(1), 72–73.  
 Benson, C.W. 1944. Observations from Transvaal, Natal and Southern Rhodesia. *Ostrich*, 15(3), 213–221.  
 Benson, C.W. 1944. The Madagascar Martin from Nyasaland. *Bull. Brit. Orn. Cl.*, 65, 4–5.

**1945**

- Benson, C.W. 1945. Notes on the birds of southern Abyssinia. *Ibis*, 87, 366–400, 489–509, continued *Ibis*, 88, 89.  
 Benson, C.W. 1945. Observations from Kenya Colony, Uganda and Tanganyika Territory. *Ibis*, 87, 90–95.  
 Benson, C.W. 1945. Ringed Lesser Grey Shrike in Nyasaland. *Ibis*, 87, 565.  
 Benson, C.W. 1945. The ecological difference between *Zosterops senegalensis* Bonaparte and *Zosterops virens* Sundevall in Nyasaland. *Ibis*, 87, 568–569.  
 Benson, F.M. 1945. Observations on a nesting colony of the Mottle-backed Weaver. *Ostrich*, 16(1), 54–65.  
 Benson, C.W. 1945. The races of the Rufous-breasted Bush-Shrike, *Chlorophoneus rubiginosus* (Sund.). *Ostrich*, 16(2), 133–138.  
 Benson, C.W. 1945. A new name for *Cisticola lais nyikae* Benson. *Bull. Brit. Orn. Cl.*, 66, 16.  
 Benson, C.W. 1945. A new race of Long-billed Forest Warbler from northern Portuguese East Africa. *Bull. Brit. Orn. Cl.*, 66, 19.

**1946**

- Benson, C.W. 1946. Notes on the birds of southern Abyssinia. *Ibis*, 88, 25–48, 180–205, 287–306, 441–461 (continued from *Ibis*, 87, concluded *Ibis* 89).  
 Benson, C.W. 1946. Crocodiles preying on pelicans. *Ibis*, 88, 238–239.  
 Benson, C.W. 1946. A collection from near Unangu, Portuguese East Africa. *Ibis*, 88, 240–241.  
 Benson, C.W. 1946. Some miscellaneous matters. *Ostrich*, 17, 125.  
 Benson, C.W. 1946. The genera *Turdus*, *Geocichla*, *Psophocichla*, *Monticola* and *Cossypha* in Nyasaland. *Ostrich*, 17(3), 156–164.  
 Benson, C.W. 1946. A new race of Scrub-Warbler from Southern Rhodesia (*Bradypterus barratti priesti*). *Ostrich*, 17(3), 197–199.  
 Benson, C.W. 1946. Aquatic birds at Blantyre, Nyasaland. *Ostrich*, 17(4), 273–279.  
 Benson, C.W. 1946. A visit to the Vumba highlands, Southern Rhodesia. *Ostrich*, 17 (4), 280–296.  
 Benson, F.M. 1946. Field notes from Nyasaland. *Ostrich*, 17(4), 297–319.  
 Benson, F.M. 1946. Addendum to nesting habits of the Mottle-backed Weaver. *Ostrich*, 17(4), 358.  
 Benson, C.W. 1946. A new longtail from Southern Rhodesia, *Prinia robertsi*. *Bull. Brit. Orn. Cl.*, 66, 52–53.  
 Benson, C.W. 1946. Two new races of larks from Southern Abyssinia and a new race of Green-headed Oriole from Tanganyika Territory. *Bull. Brit. Orn. Cl.*, 67, 25–28.  
 Benson, C.W. 1946. Notes on eastern and southern African birds. *Bull. Brit. Orn. Cl.*, 67, 28–33.  
 Benson, C.W. 1946. A change of coloration in *Lybius zombae* (Shelley). *Bull. Brit. Orn. Cl.*, 67, 33–35.  
 Benson, C.W. 1946. Notes on Nyasaland birds. *Bull. Brit. Orn. Cl.*, 67, 36–38.  
 Benson, C.W. 1946. A new race of Double-banded Sandgrouse from Portuguese East Africa, *Eremialector bicinctus usheri*. *Bull. Brit. Orn. Cl.*, 67, 44–45.

**1947**

- Benson, C.W. 1947. Notes on the birds of southern Abyssinia. *Ibis*, 89, 29–50 (concluded from *Ibis*, 88).  
 Benson, C.W. & Benson F.M. 1947. Some breeding and other records from Nyasaland. *Ibis*, 89, 279–290.  
 Benson, C.W. 1947. The race of *Estrilda subflava* (Vieillot) occurring in Nyasaland. *Ibis*, 89, 359.  
 Benson, C.W. 1947. Observations from the Kota-kota District of Nyasaland. *Ibis*, 89, 553–566.



- Benson, C.W. 1947. The birds of Mzimbiti near Beira, Portuguese East Africa. *Ostrich*, 18(2), 125–128.
- Benson, C.W. & Benson F.M. 1947. Some breeding records from southern Nyasaland. *Ool. Rec.*, 21(4), 1–9.
- Benson, C.W. 1947. A new race of Double-banded Sandgrouse from Angola, *Eremialector bicinctus ansorgei*. *Bull. Brit. Orn. Cl.*, 67, 79–80.
- Benson, C.W. 1947. New races of larks from Abyssinia and Kenya Colony and a new race of Scaley Chatterer from Abyssinia. *Bull. Brit. Orn. Cl.*, 68, 9–10.
- Benson, C.W. 1947. Some breeding data from Nyasaland. *Bull. Brit. Orn. Cl.*, 68, 33–34.

**1948**

- Benson, C.W. 1948. Geographical voice-variation in African birds. *Ibis*, 90, 48–71.
- Benson, C.W. 1948. *Pirenestes frommi* Kothe in Nyasaland. *Ibis*, 90, 325.
- Benson, C.W. 1948. Notes on the birds of southern Abyssinia: Addenda et Corrigenda. *Ibis*, 90, 325–327.
- Benson, C.W. & Benson, F.M. 1948. Notes from southern Nyasaland. *Ibis*, 90, 388–394.
- Benson, C.W. & Benson, F.M. 1948. Notes from southern Nyasaland, mainly from the Lower Shire Valley at 200 ft. altitude. *Ostrich*, 19(1), 1–16.
- Benson, C.W. 1948. Notes from a sea voyage December 1946–January 1947. *Ostrich*, 19(2), 150–151.
- Benson, C.W. 1948. Evergreen Forests near Blantyre. Comparative variety of bird species. *Nyasaland Journal*, 1(2), 45–52.
- Benson, C.W. 1948. The correct affinities of *Cisticola aberrans njombe* and of *Cisticola lais mariae*. *Bull. Brit. Orn. Cl.*, 68, 122–123.
- Benson, C.W. 1948. A new race of coucal from Nyasaland, *Centropus monachus songweensis*. *Bull. Brit. Orn. Cl.*, 68, 127–128.
- Benson, C.W. 1948. A new race of barbet from south-western Tanganyika and northern Nyasaland, *Buccanodon olivaceum rungweensis*. *Bull. Brit. Orn. Cl.*, 68, 144–145.
- Benson, C.W. 1948. The long-legged Buzzard in Northern Rhodesia. *Bull. Brit. Orn. Cl.*, 68, 147.
- Benson, C.W. 1948. A new race of sunbird from Nyasaland, *Cinnyris afer whytei*. *Bull. Brit. Orn. Cl.*, 69, 19–20.

**1949**

- Benson, C.W. 1949. The systematics and migrations of the Pearl-breasted Swallow *Hirundo dimidiata* Sundevall. *Ostrich*, 20(3), 137–145.
- Benson, C.W. 1949. Some new records from Nyasaland. *Bull. Brit. Orn. Cl.*, 69, 58.
- Benson, C.W. 1949. Notes from the Lundazi District, Northern Rhodesia. *Bull. Brit. Orn. Cl.*, 69, 58–60.
- Benson, C.W. 1949. The locality Katunga, recorded in Proc. Zool. Soc. Lond., 1900, pp. 1–3, in error for Kasungu. *Bull. Brit. Orn. Cl.*, 69, 85–86.
- Benson, C.W. 1949. On the occurrence of certain species in Nyasaland. *Bull. Brit. Orn. Cl.*, 69, 111–112.
- Benson, C.W. & Benson, F.M. 1949. Notes on birds from northern Nyasaland and adjacent Tanganyika Territory. *Ann. Trans. Mus.*, 21(2), 155–177.

**1950**

- Benson, C.W. 1950. The Brown Tit-Babler and Blackcap in Nyasaland. *Bull. Brit. Orn. Cl.*, 70, 35–37.
- Benson, C.W. 1950. The Cape Eagle-Owl, *Bubo c. capensis* Smith in Nyasaland. *Bull. Brit. Orn. Cl.*, 70, 39.
- Benson, C.W. 1950. A collection from Chiperoni Mountain, Portuguese East Africa. *Bull. Brit. Orn. Cl.*, 70, 51.
- Benson, C.W. 1950. The races of *Lanius souzae* Bocage. *Auk*, 67, 394–395.
- Benson, C.W. 1950. A contribution to the ornithology of St. Helena, and other notes from a sea voyage. *Ibis*, 92, 75–83.

- Benson, C.W. 1950. Parasitization of Bee-eaters Meropidae by Honeyguides *Indicator spp.* *Ibis*, 92, 478–479.
- Benson, C.W. 1950. Aquatic birds at Blantyre, Nyasaland. *Nyasaland Journal*, 3(2), 40–45. (reprinted from 1946, *Ostrich*, 17(4), 273–279, with a few additional observations).
- Benson, C.W. 1950. Miscellaneous taxonomic notes. *Ostrich*, 21(1), 28–30.
- Benson, C.W. 1950. The occurrence of the European Shoveller in South Africa. *Ostrich*, 21(2), 56–57.
- Benson, C.W. 1950. Some notes on the Spotted Forest Thrush *Turdus fischeri*. *Ostrich*, 21(2), 58–61.

**1951**

- Benson, C.W. 1951. The Spotted Forest Thrush *Turdus fischeri*. *Ostrich*, 22(2), 121.
- Benson, C.W. 1951. The bird-life of Lake Nyasa. *Nyasaland Journal* 4(2), 49–66.
- Benson, C.W. 1951. Notes on a collection of birds made by the Rev. J.H. Rens, at or near Mphunzi, Dedza district, Nyasaland. *Ann. Trans. Mus.*, 21(4), 381–384.
- Benson, C.W. 1951. A roosting site of the Eastern Red-footed Falcon *Falco amurensis*. *Ibis*, 93, 467–468.
- Benson, C.W. 1951. The Lesser Cuckoo *Cuculus p. poliocephalus* Latham in Nyasaland. *Ibis*, 93, 627–628.
- Benson, C.W. 1951. Some breeding notes from Nyasaland. *Bull. Brit. Orn. Cl.*, 71, 5–8.
- Benson, C.W. 1951. Notes from Nyasaland and Portuguese East Africa. *Bull. Brit. Orn. Cl.*, 71, 24–25.
- Benson, C.W. 1951. Breeding and other notes from Nyasaland and the Lundazi District of Northern Rhodesia. *Bull. Mus. Comp. Zool. Harv.*, 106(2), 67–114.
- Benson, C.W. 1951. Bird-life of Nyasaland. Pp. 69–74 in *Nyasaland Calling-Diamond Jubilee Edition (15 May 1951)*.

**1952**

- Benson, C.W. 1952. Further breeding notes from Nyasaland. *Bull. Brit. Orn. Cl.*, 72, 61–65.
- Benson, C.W. 1952. Further new or unusual records from Northern Rhodesia. *Bull. Brit. Orn. Cl.*, 72, 81–85.
- Benson, C.W. 1952. Further notes on the Spotted Forest Thrush. *Ostrich*, 23(1), 48.
- Benson, C.W. 1952. Notes from Nyasaland. *Ostrich*, 23(3), 144–159. (corrected 1953, *Ostrich*, 24(2), 121).
- Benson, C.W. 1952. Probable parasitization of *Parisoma plumbeum* (Hartlaub) by *Chrysococcyx klaasi* (Stephens). *Bull. Brit. Orn. Cl.*, 72, 94.
- Benson, C.W. 1952. Notes on some birds' eggs collected by Sir Charles Belcher in Nyasaland. *Journ. E. Afr. Nat. Hist. Soc.*, 21(1) (no. 91), 443–445.

**1953**

- Benson, C.W. 1953. Breeding of *Lamprotornis mevesii mevesii*. *Ostrich*, 24(2), 121.
- Benson, C.W. 1953. The status of *Erythropygia zambesiana* Sharpe. *Ostrich*, 24(2), 121–122.
- Benson, C.W. 1953. The Nyika Plateau and its faunistic significance. *Oryx*, 2(3), 158–164.
- Benson, C.W. 1953. *A Check List of the Birds of Nyasaland*, 116 pp. Nyasaland Society and the Publications Bureau, Blantyre and Lusaka.
- Benson, C.W. 1953. Avifauna associated with montane rain forests (appendix to Zoological Results of a Fifth Expedition to East Africa, VII. *Bull. Mus. Comp. Zool. Harv.*, 110(1), 481–486.

**1954**

- Benson, C.W. 1954. A new race of warbler from Northern Rhodesia. *Bull. Brit. Orn. Cl.*, 74, 7–79.
- Benson, C.W. 1954. Visits to Nyika Plateau. *Nyasaland Journal* 7(2), 28–35 (reprinted from 1953 *Oryx*, 2(3), 158–164).
- Benson, C.W. 1954. The status of *Turdus fischeri belcheri* Benson, “*Ostrich*”, 1950 p.58. *Bull. Brit. Orn. Cl.*, 74, 88–90.
- Benson, C.W. 1954. The identity of *Cinnyris afer whytei* Benson. *Bull. Brit. Orn. Cl.*, 74, 95–96.

Harwin, R.M., Bromley, F.C. & Benson, C.W. 1954. Field Identification of Raptors. *Bokmakierie* 6(1), 13–18. (C. W. Benson repudiated authorship in *Bokmakierie* 6(2), 37).

### 1955

- Benson, C.W., Grimwood, I.R. & Maclaren, P.I.R. 1955. Further records of waders in Northern Rhodesia. *Bull. Brit. Orn. Cl.*, 75, 80–81.
- Benson, C.W. 1955. New forms of pipit, longclaw, robin-chat, grass-warbler, sunbird, quail-finch and canary from Central Africa. *Bull. Brit. Orn. Cl.*, 75, 101–109.
- Benson, C.W. 1955. A note on *Pirenestes* Swainson and description of a new species. *Bull. Brit. Orn. Cl.*, 75, 109–110.
- Benson, C.W. 1955. Nightjars on roads at night. *Ibis*, 97, 370–371.
- Benson, C.W. 1955. The races of the Penduline tit *Anthoscopus caroli* (Sharpe) in Northern Rhodesia and adjacent territory. *Rev. Zool. Bot. Afr.*, 52(1–2), 156–158.
- Benson, C.W. 1955. The Masked Weaver *Textor velatus* in the south-eastern Belgian Congo and north-eastern Northern Rhodesia. *Rev. Zool. Bot. Afr.*, 52(3–4), 177–180.
- Benson, C.W. 1955. The birds of St. Helena. *Ostrich*, 26(2), 140–141.
- Benson, C.W. 1955. Comments on Sir Charles Belcher's review of Nyasaland Checklist. *Journ. E. Afr. Nat. Hist. Soc.*, 22(5) (no. 97), 204–205.

### 1956

- Benson, C.W. & Pitman, C.R.S. 1956. Some breeding records from Northern Rhodesia. *Ool. Rec.*, 30, 7–11, 21–27, 37–43. (corrected 1957, *Ool. Rec.*, 31, 9–10.)
- Benson, C.W. 1956. Breeding of the White Pelican in the Mweru Marsh, Northern Rhodesia, and elsewhere in eastern tropical Africa. *Journ. E. Afr. Nat. Hist. Soc.*, 23(1), (no. 98) 103–104.
- Benson, C.W. 1956. The races of Whyte's Barbet. *Bull. Brit. Orn. Cl.*, 76, 14–16.
- Benson, C.W. 1956. Notes from Central Africa. *Bull. Brit. Orn. Cl.*, 76, 31–32.
- Benson, C.W. 1956. The relationship of *Passer griseus* (Vieillot) and *Passer diffusus* (Smith) with the description of a new race of the latter. *Bull. Brit. Orn. Cl.*, 76, 38–42.
- Moreau, R.E. & Benson, C.W. 1956. *Cossypha insulana* Grote conspecific with *Cossypha bocagei*. *Bull. Brit. Orn. Cl.*, 76, 62.
- Benson, C.W. 1956. Display by Bateleur Eagle. *Ibis*, 98, 138–139.
- Benson, C.W. 1956. New or unusual records from Northern Rhodesia. *Ibis*, 98, 595–605.
- Benson, C.W. 1956. The Joyful Bulbul *Chlorocichla laetissima* (Sharpe) and other new birds from Northern Rhodesia. *Rev. Zool. Bot. Afr.* 54(1–2), 118–120.
- Benson, C.W. 1956. A contribution to the ornithology of Northern Rhodesia. *Occ. Papers Nat. Mus. S. Rhod.*, 21B, 1–51.
- Benson, C.W. 1956. Associations. Pp. 82–85 in *The Ornithologists' Guide*, Hutson, H.P.W. (ed.). British Ornithologists' Union, London.
- Benson, C.W. & Serventy D.L. 1956. Breeding data from Katema Island, Northern Rhodesia. *Ostrich*, 27(4), 171–172.

### 1957

- Benson, C.W. 1957. Migrants at the south end of Lake Tanganyika. *Bull. Brit. Orn. Cl.*, 77, 88.
- Benson, C.W. & Serventy, D.L. 1957. The feeding of the young Didric Cuckoo *Chrysococcyx caprius*. *Ibis*, 99, 347–349.
- Benson, C.W. 1957. Peter Ian Rupert Maclaren. [Obituary]. *Ibis*, 99, 350.
- Benson, C.W. & White, C.M.N. 1957. *Check List of the Birds of Northern Rhodesia*. 166 pp. Government Printer, Lusaka.
- Benson, C.W. 1957. On the relationship of *Buccanodon whytii irwini* Benson and *B. w. sowerbyi*. *Durban Mus. Novit.*, 5(1), 16.

### 1958

- Benson, C.W. & Smithers, R.H.N. 1958. The Teita Falcon *Falco fasciimicha* Reichenow and Neumann at the Victoria Falls. *Ostrich*, 29 (2), 57–58.

- Benson, C.W. 1958. The occurrence of the Black Stork *Ciconia nigra* (Linnaeus) as a palaeartic migrant in Nyasaland. *Bull. Brit. Orn. Cl.*, 78, 86.
- Benson, C.W. 1958. Notes from Northern Rhodesia. *Bull. Brit. Orn. Cl.*, 78, 90–93.
- Benson, C.W. 1958. Birds from the Mwinilunga District, Northern Rhodesia. *Ibis*, 100, 281–285.
- Benson, C.W. 1958. The Paradise Flycatcher *Terpsiphone viridis* in Northern Rhodesia and Nyasaland. *Bull. Brit. Orn. Cl.*, 78, 133–134.
- Benson, C.W. & Pitman, C.R.S. 1958. Further breeding records from Northern Rhodesia. *Bull. Brit. Orn. Cl.*, 78, 164–166. (continued 1959, *Bull. Brit. Orn. Cl.*, 79.)
- Grimwood, I.R., Benson, C.W. & Ansell, W.F.H. 1958. The present day status of ungulates in Northern Rhodesia. *Mammalia* 22(3), 451–467.
- Benson, C.W. 1958. Some additions and corrections to a Check List of the Birds of Northern Rhodesia. *Occ. Papers. Nat. Mus. S. Rhod.*, 22B, 190–197.
- Benson, C.W. 1958. No positive attempt made to preserve game birds. *Black Lechwe*, 2(1), 9–10.

### 1959

- Benson, C.W. 1959. Northern Rhodesia Schools Exploration. Report on the Expedition to Sesheke 1959. *Ornithology*, 18–20.
- Benson, C.W. 1959. Preliminary report on the Comoro Expedition. *Ibis*, 101, 133–135.
- Benson, C.W. 1959. *Turturoena iriditorques* in the Mwinilunga District, Northern Rhodesia. *Ibis*, 101, 240.
- Benson, C.W. 1959. The Dusky Lark *Mirafraga nigricans* (Sundevall). *Bull. Brit. Orn. Cl.*, 79, 124–127.
- Benson, C.W. 1959. Kafue Excursion. *Ostrich*, suppl. 3, 8–9.
- Benson, C.W. 1959. Bird Protection in Northern Rhodesia. *Ostrich*, suppl. 3, 10–13.
- Benson, C.W., Stuart Irwin, M.P. & White, C.M.N. 1959. Some aspects of speciation in the birds of Rhodesia and Nyasaland. *Ostrich*, suppl. 3, 397–414.
- Benson, C.W. & Grimwood, I.R. 1959. The occurrence of the European Shoveller *Anas c. clypeata* in South Africa. *Bokmakierie*, 11(2) 39–40.
- Benson, C.W. & Pitman, C.R.S. 1959. Further breeding records from Northern Rhodesia. *Bull. Brit. Orn. Cl.*, 79, 14–16, 18–22, (continuation from 1958 *Bull. Brit. Orn. Cl.*, 78, 164–166.)
- Benson, C.W. 1959. Some additions and corrections to a Check List of the Birds of Northern Rhodesia, no.2. *Occ. Papers Nat. Mus. S. Rhod.*, 23B, 257–285.

### 1960

- Long, R.C. & Benson, C.W. 1960. The River Warbler *Locustella fluviatilis* (Wolf) in Nyasaland. *Bull. Brit. Orn. Cl.*, 80, 52.
- Benson, C.W. & Stuart Irwin, M.P. 1960. A new form of *Apus barbatus* from the Victoria Falls. *Bull. Brit. Orn. Cl.*, 80, 98.
- Benson, C.W. 1960. The status of *Campethera bennettii vincenti* Grant and Mackworth-Praed. *Bull. Brit. Orn. Cl.*, 80, 105.
- Benson, C.W. 1960. Recent records from north-western Northern Rhodesia. *Bull. Brit. Orn. Cl.*, 80, 105–112, 114–119.
- Benson, C.W. 1960. *Scopelus aterrimus* in Northern Rhodesia. *Bull. Brit. Orn. Cl.*, 80, 172.
- Benson, C.W. 1960. Breeding of White Pelican. *Afr. Wild Life*, 14(1), 81–82.
- Benson, C.W. 1960. The Teita Falcon *Falco fasciinucha* in Nyasaland. *Ibis*, 102, 131.
- Benson, C.W. 1960. The birds of the Comoro Islands. *Ibis*, 103b, 5–106.
- Benson, C.W. 1960. Birds of Northern Rhodesia and Nyasaland. Pp. 204–208 in *Handbook to the Federation of Rhodesia and Nyasaland*. Brelsford, W.V. (ed.). Cassell, London.
- Grimwood, I.R. & Benson, C.W. 1960. Letter to Editor (on the bird-life of Lochinvar Ranch, Northern Rhodesia). *Black Lechwe*, 2(4), 142.
- Benson, C.W. 1960. Breeding seasons of some game and protected birds in Northern Rhodesia. *Black Lechwe*, 2(5), 149–158.
- Benson, C.W. 1960. Some additions and corrections to a Check List of the Birds of Northern Rhodesia, no. 3. *Occ. Papers Nat. Mus. S. Rhod.*, 24B, 343–350.

Benson, C.W. 1960. Les origines de l'avifaune de l'archipel des Comores. *Mem. Inst. Sci. Madagasc.*, ser. A, 14, 173–204.

Benson, C.W. & White, C.M.N. 1960. Discontinuous Distributions (Aves). *Proc. First Fed. Sci. Congr.*, Salisbury, May 18–22, 1960, 195–216.

### 1961

Benson, C.W., Boulton, R. & Stuart Irwin, M.P. 1961. Some records from the Mpika and Serenje Districts, Northern Rhodesia. *Bull. Brit. Orn. Cl.*, 81, 3–5.

Benson, C.W. 1961. A note on *Euplectes axillaris*. *Bull. Brit. Orn. Cl.*, 81, 6–8.

Benson, C.W. & Stuart Irwin, M.P. 1961. The range of *Tchagra minuta reichenowi*. *Bull. Brit. Orn. Cl.*, 81, 8–10.

Benson, C.W. 1961. Jacanas and other birds perching on hippo. *Bull. Brit. Orn. Cl.*, 81, 85–86.

Benson, C.W. 1961. Some notes from Northern Rhodesia. *Bull. Brit. Orn. Cl.*, 81, 145–147.

Benson, C.W. & Pitman, C.R.S. 1961. Further breeding records from Northern Rhodesia (no.2). *Bull. Brit. Orn. Cl.*, 81, 156–163.

Benson, C.W. 1961. The Whale-headed Stork or Shoe-bill. Part II. The Fact. *Northern Rhodesia Journal*, 4(5), 413–426.

Benson, C.W. 1961. The breeding of the Whale-headed Stork or Shoe-bill in Northern Rhodesia. *Northern Rhodesia Journal*, 4(6), 557–560.

Benson, C.W. 1961. Breeding season of some game birds. *Black Lechwe*, 3(1), 8–11.

Benson, C.W. 1961. The problem of the cropping of lechwe on the Kafue Flats, Northern Rhodesia. *I.U.C.N. Publications, new series. Arusha Symposium* Sept. 1961, 88–89.

Symmes, T.C.L. & Benson, C.W. 1961. Parasitisation of *Prinia subflava* by *Anomalospiza imberbis*. *Ostrich*, 32(2), 95.

### 1962

Benson, C.W. 1962. The food of the Spotted Eagle Owl, *Bubo africanus*. *Ostrich*, 33(4), 35.

Benson, C.W. 1962. Some additions and corrections to a Check List of Birds of Northern Rhodesia. no. 4. *Occ. Papers Nat. Mus. S. Rhod.*, 26B, 631–652.

Benson, C.W. 1962. Jacanas and other birds perching on Hippo. *Bull. Brit. Orn. Cl.*, 82, 21–22.

Benson, C.W. & Pitman, C.R.S. 1962. Some breeding and other records from Madagascar. *Bull. Brit. Orn. Cl.*, 82, 30–33.

Benson, C.W. & White, C.M.N. 1962. *Erythropygia quadrivirgata* and allied species. *Bull. Brit. Orn. Cl.*, 82, 72–75.

Benson, C.W. 1962. Some birds collected near Zomba by C. C. Roberts. *Nyasaland Museum: Annual Report and Bulletin*, 1961–62, 26–27.

Benson, C.W. 1962. The type-locality of Sharpe's Akalat. *Nyasaland Museum: Annual Report and Bulletin*, 1961–62: 27–28.

Benson, C.W., Stuart Irwin, M.P. & White, C.M.N. 1962. The significance of valleys as avian zoogeographical barriers. *Ann. Cape Prov. Mus.*, 2, 155–189.

Ansell, W.F.H., Benson, C.W. & Mitchell, B.L. 1962. Notes on some mammals from Nyasaland and adjacent areas. *Nyasaland Journal*, 15(1), 38–54.

Benson, C.W. 1962. Noms comoriens des oiseaux. *Nat. Malgache*, 13, 265–268.

### 1963

Benson, C.W. 1963. Breeding seasons of game birds in the Federation of Rhodesia and Nyasaland. *Puku*, 1, 51–69.

Benson, C.W. 1963. The breeding seasons of birds in the Rhodesias and Nyasaland. *Proc. XIII Internat. Orn. Congr.*, II, 1963, 623–639.

Benson, C.W. & Stuart Irwin, M.P. 1963. Some comments on the "Atlas of European birds" from the Ethiopian aspect. *Ardea*, 51(2–4), 212–229.

Benson, C.W. 1963. Notes on some specimens mainly from Aldabra. *Bull. Brit. Orn. Cl.*, 83, 13–15.

Benson, C.W. & Pitman, C.R.S. 1963. Further breeding records from Northern Rhodesia (no.3). *Bull. Brit. Orn. Cl.*, 83, 32–36.

Long, R.C. & Benson, C.W. 1963. The Lemon-breasted Canary in Nyasaland. *Bull. Brit. Orn. Cl.*, 83, 77.

Benson, C.W. 1963. *Pirenestes ostrinus* and some other species in Mwinilunga, Northern Rhodesia. *Bull. Brit. Orn. Cl.*, 83, 166–168.

#### 1964

Benson, C.W. & Stuart Irwin, M.P. 1964. The migrations of the pitta of eastern Africa. *Northern Rhodesia Journal*, 5(5), 465–475

Benson, C.W. 1964. Some intra-African migratory birds. *Puku*, 2, 53–66.

Benson, C.W. 1964. The Gaboon Viper. *Puku*, 2, 131.

Benson, C.W. 1964. Leopard weights. *Puku*, 2, 131.

Benson, C.W. 1964. The European and African races of Baillon's Crake, *Porzana pusilla*. *Bull. Brit. Orn. Cl.*, 84, 2–5.

Benson, C.W. 1964. The species of *Cercococcyx* in Mwinilunga, Northern Rhodesia. *Bull. Brit. Orn. Cl.*, 84, 5–7.

Benson, C.W. & Pitman, C.R.S. 1964. Further breeding records from Northern Rhodesia (no.4). *Bull. Brit. Orn. Cl.*, 84, 54–60.

Benson, C.W. 1964. *Alcedo quadibrachys* and *semitorquata* in the North-Western Province of Northern Rhodesia. *Bull. Brit. Orn. Cl.*, 84, 67–69.

Benson, C.W. & Holliday, C.S. 1964. Some further records from the North-Western Province of Northern Rhodesia. *Bull. Brit. Orn. Cl.*, 84, 69–70.

Benson, C.W. 1964. A new subspecies of Pink-billed Lark, *Calandrella couirostris*, from Barotseland, Northern Rhodesia. *Bull. Brit. Orn. Cl.*, 84, 106–107.

Benson, C.W. 1964. Some further records from Barotseland. *Bull. Brit. Orn. Cl.*, 84, 108.

Benson, C.W. & Holliday, C.S. 1964. *Sarothrura affinis* and some other species on the Nyika Plateau. *Bull. Brit. Orn. Cl.*, 84, 131–132.

Benson, C.W. & Stuart Irwin, M.P. 1964. The African subspecies of the Great Crested Grebe. *Bull. Brit. Orn. Cl.*, 84, 134–137.

Benson, C.W., Brooke, R.K. & Vernon, C.J. 1964. Bird breeding data for the Rhodesias and Nyasaland. *Occ. Papers Nat. Mus. S. Rhod.*, 27B, 30–105.

Benson, C.W. & Stuart Irwin, M.P. 1964. Some additions and corrections to a Check List of the Birds of Northern Rhodesia, no. 5. *Occ. Papers Nat. Mus. S. Rhod.*, 27B, 106–127.

Benson, C.W. 1964. A further revision of the races of Whyte's Barbet *Buccanodon whytii* Shelley. *Arnoldia (Rhodesia)*, 1(6), pp. 4.

Benson, C.W. 1964. Birds associating with ungulates. *Auk*, 81, 436.

Benson, C.W. 1964. Check-list of Angolan birds—Melvin A. Traylor [Review]. *Auk*, 81, 447–448.

#### 1965

Benson, C.W. & Stuart Irwin, M.P. 1965. Some intra-African migratory birds, II. *Puku*, 3, 45–55.

Benson, C.W. 1965. The Grass-owl and the Marsh-owl. *Puku*, 3, 175–176.

Benson, C.W. & Stuart Irwin, M.P. 1965. A new species of tinker-barbet from Northern Rhodesia. *Bull. Brit. Orn. Cl.*, 85, 5–9.

Benson, C.W. & Stuart Irwin, M.P. 1965. The River Warbler, *Locustella fluviatilis* (Wolf) in Barotseland, south-western Zambia. *Bull. Brit. Orn. Cl.*, 85, 116.

Benson, C.W. & Stuart Irwin, M.P. 1965. Some west-east distributional gaps in birds of evergreen forest in south-central Africa. Pp. 309–320 in *Science and Medicine in Central Africa*. Snowball, G.J. (ed.). Pergamon Press, Oxford.

Benson, C.W., Stuart Irwin, M.P. & White, C.M.N. 1965. Peter's Check List of the Birds of the World (letter to Editor). *Ibis*, 107, 111–112.

Benson, C.W. & Stuart Irwin, M.P. 1965. The birds of *Cryptosepalum* forests, Zambia. *Arnoldia (Rhodesia)*, 1(28), pp. 12.

Benson, C.W. & Stuart Irwin, M.P. 1965. Some birds from the North-Western Province, Zambia. *Arnoldia (Rhodesia)*, 1(29), pp. 11.

- Benson, C.W. & Stuart Irwin, M.P. 1965. The birds of *Marquesia* thickets in northern Mwinilunga District, Zambia. *Arnoldia (Rhodesia)*, 1(30), pp. 4.
- Benson, C.W. & Stuart Irwin, M.P. 1965. The genus *Rhinopomastus* in Zambia and adjacent territory. *Arnoldia (Rhodesia)*, 1(31), pp. 5.
- Benson, C.W. & Stuart Irwin, M.P. 1965. The Grey-backed Sparrow-Lark, *Eremopterix verticalis* (Smith). *Arnoldia (Rhodesia)*, 1(36), pp. 9.
- Benson, C.W. & Stuart Irwin, M.P. 1965. A new subspecies of Clapper Lark, *Mirafrapa apiata*, from Barotseland. *Arnoldia (Rhodesia)*, 1(37), pp. 3.

## 1966

- Benson, C.W. & Pitman, C.R.S. 1966. Further breeding records from Zambia (formerly Northern Rhodesia) (no.5). *Bull. Brit. Orn. Cl.*, 86, 21–33.
- Benson, C.W. & Stuart Irwin, M.P. 1966. The sunbirds *Nectarinia bouvieri* and *batesi*. *Bull. Brit. Orn. Cl.*, 86, 62–65.
- Benson, C.W. 1966. Some misidentified female sunbirds. *Bull. Brit. Orn. Cl.*, 86, 65–66.
- Benson, C.W. 1966. The Spike-heeled Lark *Chersomanes albofasciata* in East Africa. *Bull. Brit. Orn. Cl.*, 86, 76–77.
- Benson, C.W. & Pitman, C.R.S. 1966. On the breeding of Baillon's Crake *Porzana pusilla* (Pallas) in Africa and Madagascar. *Bull. Brit. Orn. Cl.*, 86, 141–143.
- Benson, C.W. & Forbes-Watson, A.D. 1966. A further note on the Spike-heeled Lark *Chersomanes albofasciata* in East Africa. *Bull. Brit. Orn. Cl.*, 86, 172–173.
- Benson, C.W. & Stuart Irwin, M.P. 1966. The *Brachystegia* avifauna. *Ostrich*, suppl. no. 6, 297–321.
- Benson, C.W. & Stuart Irwin, M.P. 1966. The Common Quail, *Coturnix coturnix*, in the Ethiopian and Malagasy Regions. *Arnoldia (Rhodesia)*, 2(13), pp. 14.
- Benson, C.W. & Stuart Irwin, M.P. 1966. The Bronze-naped Pigeon, *Columba delegorguei* (Delegorgue), in Rhodesia. *Arnoldia (Rhodesia)*, 2(23), pp. 4.
- Benson, C.W. & Stuart Irwin, M.P. 1966. A new subspecies of Desert Cisticola, *Cisticola aridula* Witherby. *Arnoldia (Rhodesia)*, 2(27), pp. 3.
- Benson, C.W. & Stuart Irwin, M.P. 1966. Lynes' Flufftail, *Sarothrura lynesi*, in Rhodesia. *Arnoldia (Rhodesia)*, 2(31), pp. 3.
- Stuart Irwin, M.P. & Benson, C.W. 1966. Notes on the birds of Zambia, Part I. *Arnoldia (Rhodesia)*, 2(32), pp. 19.
- Stuart Irwin, M.P. & Benson, C.W. 1966. Notes on the birds of Zambia, Part II. *Arnoldia (Rhodesia)*, 2(37), pp. 21.
- Benson, C.W. & Stuart Irwin, M.P. 1966. Some intra-African migratory birds, III. *Puku*, 4, 49–56.
- Benson, C.W. 1966. The Madagascar Bee-eater. *Puku*, 4, 189.
- Benson, C.W. 1966. The range of the Southern Banded Harrier-Eagle (*Circaetus fasciolatus*). *Ool. Rec.*, 40, 14–15.
- Benson, C.W. 1966. Verreaux's Eagle. *Black Lechwe*, 5(1), 30.
- Dent, A.C. & Benson, C.W. 1966. The Grey Wagtail in Malawi. *Soc. of Malawi Journ.*, 19(1), 20.

## 1967

- Stuart Irwin, M.P. & Benson, C.W. 1967. Notes on the birds of Zambia, Part III. *Arnoldia (Rhodesia)*, 3(4), pp. 30.
- Stuart Irwin, M.P. & Benson, C.W. 1967. Notes on the birds of Zambia, Part IV. *Arnoldia (Rhodesia)*, 3(8), pp. 27.
- Benson, C.W. 1967. *Sarothrura boehmi* in Gabon. *L'Oiseau et R.F.O.* 37(1–2), 144.
- Benson, C.W. & Roux, F. 1967. Deux records méconnus des Seychelles., *L'Oiseau et R.F.O.* 37(1–2), 144–145.
- Benson, C.W. 1967. Recent records of the White Stork, *C. ciconia*, from Zambia (formerly Northern Rhodesia). *Vogelwarte*, 24(1), 38–40.

- Benson, C.W. 1967. A new race of *Apus barbatus*. *Bull. Brit. Orn. Cl.*, 87, 125–126.
- Benson, C.W. & Schüz, E. 1967. The African Finfoot in Ethiopia. *Bull. Brit. Orn. Cl.*, 87, 149–150.
- Benson, C.W. & Stuart Irwin, M.P. 1967. A contribution to the ornithology of Zambia. *Zambia Mus. Papers*, 1, pp. 139.
- Benson, C.W. & Stuart Irwin, M.P. 1967. The distribution and systematics of *Bubo capensis* Smith (Aves). *Arnoldia (Rhodesia)*, 3(19), pp.19.
- Benson, C.W. 1967. The birds of Aldabra. *Atoll Res. Bull.*, 118, 63–111.

### 1968

- Benson, C.W. 1968. An alleged record of the chimpanzee *Pan satyrus* in Malawi. *Soc. of Malawi Journ.*, 21(1), 7–12.
- Benson, C.W., Brooke, R.K., Stuart Irwin, M.P. & Steyn, P. 1968. White-rumped swifts in Spain. *Ibis*, 110, 106. (see also 1969 *Ibis*, 111, 113).
- Benson, C.W. & Stuart Irwin, M.P. 1968. Taxonomic notes on Congolese birds. *Rev. Zool. Bot. Afr.*, 77(1–2), 44–49.
- Benson, C.W. 1968. Kittlitz's Sandplover, *Charadrius pecuarius* Temminck, in Angola. *Ostrich*, 39, 41.
- Benson, C.W. & Penny, M.J. 1968. A new species of warbler from the Aldabra Atoll. *Bull. Brit. Orn. Cl.*, 88, 102–108.
- Benson, C.W. 1968. Article on *Balaeniceps rex* in *Grzimeks Tierleben*, VII, 207. Kindler Verlag. (English translation in 1972, *Grzimek's Animal Life*, 7 (Bird 1), 214, 223).
- Benson, C.W. & Winterbottom, J.M. 1968. The relationship of the Striped Crake, *Creccopsis egregia* (Peters) and the White-throated Crake *Porzana albicollis* (Vieillot). *Ostrich*, 39, 177–179.
- Benson, C.W., Brooke, R.K., Dowsett, R. J. & Stuart Irwin, M.P. 1968. The Black Chat *Myrmecocichla nigra* in Malawi? *Ostrich*, 39, 198.
- Benson, C.W. 1968. Singing by the Chiff-Chaff in Kenya. *Journ. E. Afr. Nat. Hist. Soc.* 27(2), (No. 117), 163.

### 1969

- Benson, C.W. & Stuart Irwin, M.P. 1969. The type specimen of *Bubo capensis dillonii* Des Murs and Prévost. *Bull. Brit. Orn. Cl.*, 89, 3.
- Benson, C.W. 1969. The white-eye *Zosterops maderaspatana* (Linn.) of Menai Island, Cosmoledo Atoll. *Bull. Brit. Orn. Cl.*, 89, 24–27.
- Benson, C.W. & Hall, B.P. 1969. *Buphagus africanoides* A. Smith, 1831, a *nomen oblitum*? *Bull. Brit. Orn. Cl.*, 89, 38.
- Stuart Irwin, M.P. & Benson, C.W. 1969. Symmetrical albinism, a possible secondary sexual character in the Black Cuckoo-Shrike *Campephaga phoenicea* (Latham). *Bull. Brit. Orn. Cl.*, 89, 42–43.
- Roux, F. & Benson, C.W. 1969. A note on *Sarothrura lugens*. *Bull. Brit. Orn. Cl.*, 89, 67–68.
- Roux, F. & Benson, C.W. 1969. The Buff-spotted Flufftail *Sarothrura elegans* in Ethiopia. *Bull. Brit. Orn. Cl.*, 89, 119–120.
- Benson, C.W. 1969. The relationship of *Turdus pelios bocagei* (Cabanis) and *Turdus pelios stormsi* Hartlaub. *Bull. Brit. Orn. Cl.*, 89, 133–134.
- Benson, C.W. 1969. Large mammals of the Liuwa Plain and Sioma-Ngwezi game reserves, Barotse Province. *Puku* 5, 49–57.
- Benson, C.W. 1969. A breeding record of the African Broadbill. *Puku*, 5, 217.
- Benson, C.W. & Dowsett, R.J. 1969. The Madagascar Squacco Heron, *Areola idae*, in Zambia. *Puku*, 5, 217.
- Benson, C.W. 1969. Article on Heliornithidae in *Grzimeks Tierleben*, VIII, 107–109. Kindler Verlag. (English translation in 1972, *Grzimek's Animal Life*, 8 (Bird 2), 111–112)
- Benson, C.W. 1969. Article on Glareolidae in *Grzimeks Tierleben*, VIII, 193–195. Kindler Verlag. (English translation in 1972, *Grzimek's Animal Life*, 8 (Bird 2), 199–202).
- Dent, A.C. & Benson, C.W. 1969. The Bat-eating Buzzard, *Macheirhamphus alcinus anderssoni*, in Malawi. *Soc. of Malawi Journ.*, 22(1), 51.
- Benson, C.W. & Dowsett, R.J. 1969. Egret on St. Paul's Rocks (letter to the Editor). *Auk*, 86, 806.



## 1970

- Benson, C.W. 1970. Article on Prionopinae and Malaconotinae in *Grzimeks Tierleben*, IX, 198–200. Kindler Verlag. (English translation in 1973, *Grzimek's Animal Life*, 9 (Birds. 3), 207–209).
- Benson, C.W. 1970. Article on Salpornithinae in *Grzimeks Tierleben*, IX, 311. Kindler Verlag. (English translation in 1973, *Grzimek's Animal Life*, 9 (Birds. 3), 326)
- Benson, C.W. 1970. Article on Buphaginae in *Grzimeks Tierleben*, IX, 458. Kindler Verlag (English translation in 1973, *Grzimek's Animal Life*, 9 (Birds. 3), 475.)
- Benson, C.W. 1970. A Blue-winged Pitta on Christmas Island, eastern Indian Ocean. *Bull. Brit. Orn. Cl.*, 90, 24–25.
- Benson, C.W. 1970. The systematic status of the form of *Streptopelia picturata* on Diego Garcia. *Bull. Brit. Orn. Cl.*, 90, 32–35.
- Benson, C.W. 1970. Indian Ocean sunbirds. *Animals*, 12(11), 496–497.
- Benson, C.W., Brooke, R.K., Dowsett, R.J. & Stuart Irwin, M.P. 1970. Notes on the birds of Zambia, Part V. *Arnoldia (Rhodesia)*, 4 (40), pp 59.
- Mitchell, B.L. & Benson, C.W. 1970. The Lemon dove in the Lengwe Game Reserve. *Soc. of Malawi Journ.*, 23(2), 33–35.
- Stoddart, D.R. & Benson, C.W. 1970. An old record of a Blue Pigeon *Alectroenas* species and sea birds on Farquhar and Providence. *Atoll Res. Bull.*, 136, 35–36.
- Benson, C.W. 1970. Land (including shore) birds of Cosmoledo. *Atoll Res. Bull.*, 136, 67–81.
- Benson, C.W. 1970. Land (including shore) birds of Astove. *Atoll Res. Bull.*, 136, 115–120.
- Stoddart, D.R., Benson, C.W. & Peake, J.F. 1970. Ecological change and effects of phosphate mining on Assumption Island, south-western Indian Ocean. *Atoll Res. Bull.*, 136, 121–145.
- Benson, C.W. 1970. An introduction of *Streptopelia picturata* into the Amirantes. *Atoll Res. Bull.*, 136, 195–196.
- Keith, S., Benson, C.W. & Stuart Irwin, M.P. 1970. The genus *Sarothrura* (Aves Rallidae). *Bull. Amer. Mus. Nat. Hist.* 143(1), pp. 84.
- Roux, F. & Benson, C.W. 1970. The Red-chested Flufftail *Sarothrura rufa* in the Central African Republic. *Bull. Brit. Orn. Cl.*, 90, 117.
- Stuart Irwin, M.P. & Benson, C.W. 1970. Some Rhodesian and Mozambique records of the Bronze-naped Pigeon, *Columba delegorguei* Delegorgue. *Bull. Brit. Orn. Cl.*, 90, 131–132.
- Benson, C.W. 1970. The Cambridge collection from the Malagasy Region (part I). *Bull. Brit. Orn. Cl.*, 90, 168–172.
- Benson, C.W. 1970. An accomplished collector. *Honeyguide*, 63, 30–31.
- Cott, H.B. & Benson, C.W. 1970. The palatability of birds, mainly based upon observations of a tasting panel in Zambia. *Ostrich*, suppl. 8, 357–384.

## 1971

- Benson, C.W. 1971. The Cambridge collection from the Malagasy Region (part II) *Bull. Brit. Orn. Cl.*, 91, 1–7.
- Benson, C.W. & Penny, M.J. 1971. The land birds of Aldabra. *Phil. Trans. Roy. Soc. B*, 260, 417–527.
- Benson, C.W. 1971 Reginald Ernest Moreau [obituary]. *Journ. Ornith.*, 112, 97–100.
- Benson, C.W. & Brooke, R.K. 1971. *Cypselus abessynicus* Streubel, 1848 (Aves, Apodidae): proposed suppression under the Plenary Powers. *Bull. zool. Nomencl.*, 27(5–6), 253–254.
- Benson, C.W. 1971. Notes on *Terpsiphone* and *Coracina* spp. in the Malagasy Region. *Bull. Brit. Orn. Cl.*, 91, 56–60, 61–64.
- Benson, C.W. 1971. Some collecting experiences. *Honeyguide*, 66, 35.
- Parker, R.H. & Benson, C.W. 1971. Variation in *Caprimulgus tristigma* Rüppell, especially in West Africa. *Bull. Brit. Orn. Cl.*, 91, 113–116, 117–119.
- Benson, C.W., Brooke, R.K. & Stuart Irwin, M.P. 1971. The Slatey Egret *Egretta vinaceigula* is a good species. *Bull. Brit. Orn. Cl.*, 91, 131–133.
- Benson, C.W. & Stuart Irwin, M.P. 1971. A South African male of *Sarothrura ayresi*, and other specimens of the genus in the Leiden Museum. *Ostrich*, 42, 227–228.

- Benson, C.W. 1971. Quelques spécimens anciens de *Podiceps ruficollis* (Pallas) provenant de Madagascar et des Comores. *L'Oiseau et R. F. O.*, 41(2-3), 89-93.
- Benson, C.W., Brooke, R.K., Dowsett, R.J. & Stuart Irwin, M.P. 1971. *The Birds of Zambia*. Pp. 414. Collins, London.
- Benson, C.W. & Schüz, E. 1971. A specimen of *Coua delalandei* (Temminck) (Cuculidae). *Bull. Brit. Orn. Cl.*, 91, 159-160.
- Benson, C.W. 1971. Some further type material in Cambridge. *Bull. Brit. Orn. Cl.*, 91, 160-161.
- Benson, C.W. 1971. The occurrence of the Madagascar Pratincole in the South African sub-region. *Bull. Brit. Orn. Cl.*, 91, 162-163.
- Benson, C.W. 1971. Some records of the Capped Wheatear. *Honeyguide*, 68, 25-27.

### 1972

- Benson, C.W. 1972. Skins of extinct or near extinct birds in Cambridge. *Bull. Brit. Orn. Cl.*, 92, 59-68.
- Benson, C.W. & Brooke, R.K. 1972. Reply to the comments of Dr. H. Lemche on application concerning *Cypselus abessynicus* Streubel. *Bull. zool. Nomencl.*, 29(1), 3-4.
- Benson, C.W. & Stuart Irwin, M.P. 1972. Variation in tarsal and other measurements in *Otis denhami*, with some distributional notes. *Bull. Brit. Orn. Cl.*, 92, 70-76.
- Benson, C.W. & Stuart Irwin, M.P. 1972. The Thick-billed Cuckoo *Pachyococyx audeberti* (Schlegel) (Aves: Cuculidae). *Arnoldia (Rhodesia)* 5(33), pp. 24.
- Benson, C.W. & Wagstaffe, R. 1972. *Porzana olivieri* and *Linnocorax flavirostris*; a likely affinity. *Bull. Brit. Orn. Cl.*, 92, 160-164.
- Benson, C.W. 1972. Some land bird migrants in the western Indian Ocean. *Atoll Res. Bull.*, 162, 10-11.

### 1973

- Benson, C.W. 1973. Letter to the Editor, (regarding omission of W. F. Bruce-Miller from acknowledgements on p.16 in *The Birds of Zambia*). *Puku*, 7, 199.
- Benson, C.W. & Stuart Irwin, M.P. 1973. Letter to the Editor, (on eye-colour in *Chloropeta gracilirostris*) *Bull. Zambian Orn. Soc.*, 5(1), 37.
- Benson, C.W. & Stuart Irwin, M.P. 1973. *Pachyococyx audeberti*: some addenda. *Bull. Brit. Orn. Cl.*, 93, 160-161.

### 1974

- Benson, C.W. & Stuart Irwin, M.P. 1974. The significance of records of the Common Sandpiper breeding in East Africa. *Bull. Brit. Orn. Cl.*, 94, 20-21.
- Benson, C.W. 1974. The type of the Madagascar Cuckoo *Cuculus poliocephalus rochii* Hartlaub. *Bull. Brit. Orn. Cl.*, 94, 55-56.
- Benson, C.W. 1974. Une race nouvelle de Martin-Chasseur Malgache. *L'Oiseau et R. F. O.* 44(2), 186-187.
- Benson, C.W. & Stuart Irwin, M.P. 1974. On a specimen of *Sarothura ayresi* from the Transvaal in the Leiden Museum. *Ostrich*, 45, 193-194.
- Benson, C.W. 1974. Another specimen of *Neodrepanis hypoxantha*. *Bull. Brit. Orn. Cl.*, 94, 141-143.

### 1975

- Benson, C.W., Beamish, H.H., Jouanin, C., Salvan, J. & Watson, G.E. 1975. The birds of the Iles Glorieuses. *Atoll Res. Bull.*, 176, pp. 34.
- Benson, C.W. & Stuart Irwin, M.P. 1975. The systematic position of *Phyllastrephus orostruthus* and *Phyllastrephus xanthophrys*, two species incorrectly placed in the family Pycnonotidae (Aves). *Arnoldia (Rhodesia)*, 7(17), pp. 10.
- Benson, C.W. & Elliott, H.F.I. 1975. The Pemba Island race of the African Goshawk *Accipiter tachiro*. *Bull. Brit. Orn. Cl.*, 95, 59-62.

Benson, C.W. & Benson, F.M. 1975. Studies of some Malawi birds. *Arnoldia (Rhodesia)*, 7(32), pp. 27.

Erard, C., & Benson, C.W. 1975. The race of the African Finfoot *Podica senegalensis* (Vieillot) in Ethiopia. *Bull. Brit. Orn. Cl.*, 95, 147–148.

### 1976

Benson, C.W. 1976. Charles Robert Senhouse Pitman [obituary]. *Ibis*, 118, 427–428.

Benson, C.W., Colebrook-Robjent, J.F.R. & Williams, A. 1976. Contribution à l'ornithologie de Madagascar (first part). *L'Oiseau et R. F. O.*, 46(2), 103–134.

Benson, C.W., Colebrook-Robjent, J.F.R. & Williams, A. 1976. Contribution à l'ornithologie de Madagascar (second part). *L'Oiseau et R. F. O.*, 46(3), 209–242.

Benson, C.W., Colebrook-Robjent, J.F.R. & Williams, A. 1976. Contribution à l'ornithologie de Madagascar (third part). *L'Oiseau et R. F. O.*, 46(4), 367–386.

Benson, C.W. 1976. Specimens of *Neodrepanis hypoxantha* in Dresden. *Bull. Brit. Orn. Cl.*, 96, 144.

Benson, C.W. 1976. A breeding record of the Short-tailed Pipit (*Anthus brachyurus*). *Bull. Zambian Orn. Soc.*, 8(2) 67.

### 1977

Benson, C.W. 1977. Victor Gurner Logan van Someren [obituary] *Ibis*, 119, 221–222.

Benson, C.W. & Colebrook-Robjent, J. F. R. 1977. Erythrism in the Fiery-necked Nightjar *Caprimulgus pectoralis*. *Bull. Brit. Orn. Cl.*, 97, 37–39.

Benson, C.W. & Winterbottom, J. M. 1977. The distribution and habitat of *Telacanthura ussheri benguellensis*. *Bull. Brit. Orn. Cl.*, 97, 46–48.

Benson, C.W. 1977. Buff-spotted Flufftail *Sarothrura elegans*. *Nyala*, 3(1), 115.

Benson, C.W., Colebrook-Robjent, J. F. R. & Williams A. 1977. Contribution à l'ornithologie de Madagascar (fourth part). *L'Oiseau et R.F.O.*, 47(1), 41–64.

Benson, C.W., Colebrook-Robjent, J.F.R. & Williams A. 1977. Contribution à l'ornithologie de Madagascar (fifth part). *L'Oiseau et R.F.O.*, 47(2), 167–191.

Benson, C.W. & Benson, F.M. 1977. *The Birds of Malawi*. Pp. 263. D.W.K. Macpherson, Limbe, Malawi.

Hanmer, D.B. & Benson, C.W. 1977. Normal and aberrant specimens of the Spotted-backed weaver *Ploceus cucullatus*. *Bull. Brit. Orn. Cl.*, 97, 89–93.

Benson, C.W. 1977. Les oiseaux du Zaïre [review of book by Lippens, L. & Wille, H.]. *Ibis*, 119, 554.

Benson, C.W. 1977. *Telacanthura ussheri benguellensis* in Zambia. *Bull. Brit. Orn. Cl.*, 97, 135–136.

### 1978

Benson, C.W., Brooke, R.K. & Traylor, M.A. 1978. Multiple original spellings of *Bradypterus Swainson*, 1837. *Bull. Brit. Orn. Cl.*, 98(1), 4–5.

Benson, C.W. 1978. Miscaptions on Plates of weavers in works by Mackworth-Praed and Grant. *Bull. Brit. Orn. Cl.*, 98, 32.

Benson, C.W. 1978. The Madagascar Pratincole *Glareola ocularis* in Somalia. *Scopus*, 2(1), 21.

Morgan P.J., Benson, C.W. & Benson, F.M. 1978. Bird skins from Malawi (formerly Nyasaland) in the Merseyside County Museums, Liverpool. *Bull. Brit. Orn. Cl.*, 98, 65–68.

Benson, C.W. 1978. Heliornithidae, p. 156, and map 159 in *An Atlas of Speciation in African Non-Passerine Birds*. Snow, D.W. (ed.). 390 pp. British Museum (Natural History), London.

Benson, C.W. 1978. Misidentification of a marsh warbler *Acrocephalus palustris* in Malawi. *Scopus*, 2(4), 99.

Benson, C.W. & Benson, F.M. 1978. Birds of Malawi. [letter]. *Nyala*, 4(1), 56.

### 1979

Benson, C.W. 1979 Charles Mathew Newton White. [obituary]. *Ibis*, 121, 232–234.

Benson, C.W. 1979. An Atlas of speciation in African non-passerine birds. [Review of book edited by Snow, D.W.] *Ibis*, 121, 529–531.

- Benson, C.W. & Benson, F.M. 1979. A ringing recovery of the brown headed kingfisher: a correction. *Ostrich*, 50, 187–188.
- Benson, C.W., Clancey, P.A., Fry, C.H., Newman, K., Prigogine, A. & Snow, D.W. 1979. Afrotropical Region: a substitute name for Sclater's Ethiopian Region. *Ibis*, 121, 518.
- Benson, C.W. & Stuart Irwin, M.P. 1979. Further comments on the supposed breeding of the common sandpiper *Tringa hypoleucos* in East Africa. *Honeyguide*, 99, 31–32.
- Prigogine A. & Benson, C.W. 1979. The mysterious movements of *Lamprotornis splendidus bailundensis*. *Le Gerfaut*, 69, 437–445.
- Benson, C.W. 1979. *Muscicapa ruficauda* Swainson, 1838 (Aves, Muscicapidae); Proposed designation of neotype by use of the plenary powers. Z.N. (S.) 2270. *Bull. zool. Nomencl.* 36, (3), 180–186.

**1980**

- Benson, C.W. 1980. Some experiences of the Club. *Bull. Brit. Orn. Cl.*, 100(1), 25–29.
- Benson, C.W. 1980. Fifty years of ornithology in the Malagasy Faunal Region. *Bull. Brit. Orn. Cl.*, 100(1), 76–80.
- Benson, C.W. 1980. Ornithology in the Malagasy Faunal Region. (Brief amendment to preceding paper). *Bull. Brit. Orn. Cl.*, 100(2), 172.
- Benson, C.W. 1980. Some recent ornithological data in *Nyala*. *Nyala* 6(1), 29–32.
- Benson, C.W. & Benson, F.M. 1980. Ornithological literature directly affecting Malawi in journals other than *Nyala*. *Nyala* 6(1), 33–37.
- Benson, C.W. 1980. Comment on proposed designation of neotype for *Muscicapa ruficauda* Swainson, 1838 (Aves). Z.N.(S.) 2270. (see vol. 36(3), pp. 180–186). *Bull. zool. Nomencl.*, 37(3), 136–137.
- Benson, C.W. 1980. Man-induced changes in Malawi birds. *Proc. IV Pan-Afr. orn. Congr.*, 373–381.
- Benson, C.W. & Stuart Irwin, M.P. 1980. The meaning of the generic name of the Thick-billed Cuckoo *Pachycoccyx*. *Honeyguide*, 102, 26–27.
- Benson, C.W. & Benson, F.M. 1980. The nest of Mennell's seedeater *Serinus mennelli*. *Honeyguide*, 102, 29.
- Benson, C.W. 1980. Marsh owl (*Asio capensis*) in Mchinji District. *Nyala*, 6(2), 134.

**1981**

- Benson, C.W. 1981. Les oiseaux: des espèces uniques au monde. Pp. 63–74. in *Madagascar un sanctuaire de la nature*. Oberlé P. (ed.). 118 pp. Lechevalier, S.A.R.L., Paris.
- Benson, C.W. 1981. Migrants in Afrotropical region south of the equator. *Bokmakierie* 33(2), 27–28. amended 33 (3), 72.
- Benson, C.W. & Prigogine, A. 1981. The status of *Nectarinia afra prigoginei* (Macdonald). *Le Gerfaut*, 71, 47–57.
- Benson, C.W. & Stead, D.E. 1981. Ornithological literature directly affecting Malawi in journals other than *Nyala*. *Nyala* 7(1), 49–50.
- Benson, C.W. 1981. Letter on marsh owl. *Nyala*, 7(1), 79–80.
- Benson, C.W. 1981. Ecological differences between the Grass Owl. *Tyto capensis* and the Marsh Owl *Asio capensis*. *Bull. Brit. Orn. Cl.*, 101(4), 372–376.
- Stuart Irwin, M.P. & Benson, C.W. 1981. The status of the Golden Bishop in the middle Zambezi valley. *Honeyguide*, 107/108, 41.

**1982**

- Benson, C.W. 1982. *SAOS Checklist of southern African birds*. [Review of book edited by Clancey, P.A.] *Ibis*, 124, 105–106.
- Benson, C.W. 1982. Migrants in the Afrotropical Region south of the equator. *Ostrich*, 53(1), 31–49.
- Benson, C.W. 1982. *Birds of East Africa*. [Review of book edited by Britton, P.L.] *Ibis*, 124, 362–364.
- Benson, C.W. 1982. Gulls at Beira, Mozambique. *Cormorant*, 10(1), 54.
- Louette, M. & Benson, C.W. 1982. Swamp-dwelling weavers of the *Ploceus velatus/vitellinus* complex with the description of a new species. *Bull. Brit. Orn. Cl.*, 102(1), 24–31.

**1984**

Benson, The late C.W. 1984. The birds of Madagascar. Pp. 115–149 in *Madagascar*. Jolly, A., Oberlé P. & Albignac, R. (eds). Pergamon Press, Oxford

**1986**


Benson, The late C.W. & Benson, F.M. 1986. Dromadidae, Crab Plover. Pp. 188–189 in *The Birds of Africa*, Vol. II. Urban, E.K., Fry, C.H. & Keith, S. (eds). Academic Press, London.

**1988**

Benson, The late C.W., Benson, F.M., Stuart, S.N. & Fry, C.H. 1988. Psittacidae, parrots, parakeets and lovebirds. Pp. 1–25 in *The Birds of Africa*, Vol.III. Fry, C.H., Keith, S. & Urban, E.K. (eds). Academic Press, London.

**1999**

Benson, The late C.W. 1999. *Type Specimens of Bird Skins in the University Museum of Zoology, Cambridge, United Kingdom*. Joysey, K.A. (ed). Tring, Hertfordshire. British Ornithologists' Club Occasional Publication No.4.













THE BRITISH ORNITHOLOGISTS' CLUB  
OCCASIONAL PUBLICATION SERIES

- No. 1 **Extinct and Endangered Birds in the collections of  
The Natural History Museum**  
by Alan G. Knox & Michael P. Walters
- No. 2 **Manuscripts and Drawings in the Ornithology and Rothschild Libraries of  
The Natural History Museum**  
by Frances E. Warr
- No. 3 **Avian Egg-shells: an Atlas of Scanning Electron Micrographs**  
by Konstantin E. Mikailov
- No. 4 **Type specimens of Bird Skins in the University Museum of Zoology  
Cambridge, United Kingdom**  
by Constantine W. Benson

ISBN 0 9522886 3X

---



BOC

