

# INTERNATIONAL LICHENOLOGICAL NEWSLETTER

Vol. 50, no. 1, July 2017



Official publication of the  
**International Association for Lichenology**

**Editor:**

BEATA GUZOW-KRZEMIŃSKA

University of Gdańsk, Wita Stwosza 59, 80-308 Gdańsk, Poland

*beata.guzow@biol.ug.edu.pl*, phone: +48 58 523 6040

**Editorial Board:**

SCOTT LAGRECA (Ithaca)

ISSN: 0731 2830

The opinions expressed in the *Newsletter* are not necessarily those held by  
the International Association for Lichenology

## INTERNATIONAL ASSOCIATION FOR LICHENOLOGY

The **International Association for Lichenology (IAL)** promotes the study and conservation of lichens. It organizes symposia, field trips, and distributes a biannual newsletter. There is a listserv that enables on-line discussion of topics of interest. Webpages devoted to lichenology are also maintained by members of the Association. People wishing to renew their membership or become members of IAL are requested to send their subscription (one payment of 40 USD for 2016-2020) to either Treasurers.

The **International Lichenological Newsletter** is the official publication of IAL. It is issued twice a year (July and December) in English. The *Newsletter* is also available on the Internet. The *Newsletter* is divided into four main sections: 1) **Association news**: official information concerning the Association, such as minutes of Council meetings, proposals of Constitutional changes, new members, changes of addresses, etc. 2) **News**: information about lichenologists, institutional projects, herbaria, requests of collaboration, announcements of meetings, book reviews, etc. 3) **Reports**: reports of past activities, short lectures, obituaries, short historical novelties, etc. 4) **Reviews**: presentation of recent progress and other topics of interest in lichenology with optional discussion. When the material exceeds the available space, the Editor will prepare a summary, on prior agreement with the contributors.

**Any information intended for publication should reach the Editor on or before June 10 and November 10 for inclusion in the July and December issues, respectively.**

---

IAL affairs are directed by an Executive Council elected during the last General Meeting. Council members elected at the IAL8 Symposium (Helsinki, Finland, 2016) are listed below, and will serve until 2020.

### IAL COUNCIL 2016-2020

**President:** Mats Wedin, Swedish Museum of Natural History, Department of Botany, P. O. Box 50007, SE-104 05 Stockholm, Sweden. Email: [mats.wedin@nrm.se](mailto:mats.wedin@nrm.se)

**Vice President:** Ana Crespo de Las Casas, Catedrática de Botánica, Directora del Departamento de Biología Vegetal II, Facultad de Farmacia, Universidad Complutense de Madrid, 28040 Madrid, Spain. Email: [amcrespo@ucm.es](mailto:amcrespo@ucm.es)

**Secretary:** Scott LaGreca, Plant Pathology Herbarium (CUP), Plant Pathology and Plant-Microbe Biology Section, School of Integrative Plant Science, Cornell University, 334 Plant Science Building, Ithaca, NY 14853-5904 USA. Email: [sal66@cornell.edu](mailto:sal66@cornell.edu)

**Treasurer:** Imke Schmitt, Senckenberg Biodiversity and Climate Research Centre, Senckenberganlage 25, 60325 Frankfurt/Main, Germany. Email: [imke.schmitt@senckenberg.de](mailto:imke.schmitt@senckenberg.de)

**Assistant Treasurer:** Volker Otte, Senckenberg Museum für Naturkunde Görlitz, PF 300 154, 02806 Görlitz, Germany. Email: [Volker.Otte@senckenberg.de](mailto:Volker.Otte@senckenberg.de)

**Editor:** Beata Guzow-Krzemińska, University of Gdańsk, Department of Plant Taxonomy and Nature Conservation, Wita Stwosza 59, 80-308 Gdańsk, Poland. E-mail: [beata.guzow@biol.ug.edu.pl](mailto:beata.guzow@biol.ug.edu.pl)

**Members-at-Large:** Chris Ellis, Royal Botanic Garden Edinburgh, 20A Inverleith Row, Edinburgh, EH3 5LR, U.K. Email: [c.ellis@rbge.ac.uk](mailto:c.ellis@rbge.ac.uk) – Martin Kukwa, Department of Plant Taxonomy and Nature Conservation, University of Gdańsk, Wita Stwosza 59, PL-80-308 Gdańsk, Poland, Email: [dokmak@ug.edu.pl](mailto:dokmak@ug.edu.pl) – Silke Werth, Institute of Plant Sciences, University of Graz, Holteigasse 6, A-8010 Graz, Austria. Email: [silke.werth@uni-graz.at](mailto:silke.werth@uni-graz.at) – Marcela Eugenia da Silva Cáceres, Departamento de Biociências, Universidade Federal de Sergipe, Av. Vereador Olímpio Grande, s/n, 49500-000, Itabaiana-SE, Brasil. Email: [mescaceres@hotmail.com](mailto:mescaceres@hotmail.com)

**Webmaster:** Andreas Beck, Botanische Staatssammlung München, Dept. of Lichenology and Bryology, Menzinger Str. 67, D-80638 München, Germany. Email: [beck@bsm.mwn.de](mailto:beck@bsm.mwn.de)

# ASSOCIATION NEWS

## LETTER FROM THE PRESIDENT

Dear Members!

When I started lichenology in a more serious way as a young student in the mid-1980ies, the Newsletter was THE way lichenologists disseminated information about ongoing activities. Information took weeks (if not months) to distribute and receive, and the Newsletter issues were eagerly anticipated. I guess it is difficult for many now to imagine the time before the internet, and a time where direct correspondence was by letters, but it was not so long ago. I recall writing small notes, including updates of my own projects and whereabouts, and I remember how I scrolled the News section to find out what my friends and colleagues were up to. I recall with joy the debates in the Forum discussions, introduced by Pier Luigi Nimis during his stint as Editor!

This issue commemorates the 50th anniversary of the International Lichenological Newsletter. As you can see from all the contributions from former Editors, it really made a great difference to the lives of lichenologists when it first appeared, and continued to be extremely important for decades. Where is our Newsletter heading now, and what important functions and needs does it meet today? How can we develop it to continue to meet your needs? It is up to you, the readers and members of the IAL, to decide.

*Mats Wedin, IAL President*

## IAL8 GENERAL MEETING (HELSINKI, AUGUST 4<sup>TH</sup>, 2016)

### Agenda

1. Opening of the meeting by IAL President.
2. Officers reports (President, treasurer, auditor, editor)
3. IAL awards 2016
5. Next IAL meeting (2020)
4. Election of IAL council and Nomination Committee.
6. Any Other Business

### Meeting Minutes

Council officers attending: H.T. Lumbsch (President), Mats Wedin (Vice-President), S. Pérez-Ortega (Secretary), V. Otte (Treasurer), C. Printzen (Assintant Treasurer), A. Suija (Editor), H. Döring (Member-at-large), J. Miadlikowska (Member-at-large), Adriano Spielmann (Member-at-large), M. Hyvärinen (Member-at-large).

The meeting was opened by the President, who gave a general overview of the Association and council activities. THL thanked the British Lichen Society for supporting with travel awards to students and BLS members. The IAL further supported 18 students (7000 € in total). The president also thanked the committees in charge of the evaluation of the proposals for the different IAL awards. The President finally made a call for the support of lichenology within the framework of the next IMC11 meeting which will be held in Puerto Rico in 2018.

This was followed by the reports of the Treasurer.

VO informed that the expected financial result by the end of the IAL8 (carry over to the next period) is 9523.06 € + 40.50 \$ (cash).

Later, the Auditor wrote his report.

Ave Suija as editor of the Newsletter presented her report: during the term 2012-2016 nice volumes have been published, with a total of 94 authors.

María Herrera Campos presented the candidacy of Mexico DF (Mexico) as the venue of the next IAL9 (2020). Marcela Caceres, Manuela del Forno and Adriano Spielmann presented the candidacy of Bonito (Brazil) as the venue of the next IAL9. The results of the votation were: 31 votes for Mexico DF, 101 votes for Bonito. **Bonito is elected as the venue to held the IAL9.**

The new council was elected. **Mats Wedin** was elected unanimously as the new IAL **President** for the term 2016-2020. **Imke Schmidt** was elected unanimously as the new IAL **Treasurer**. **Volker Otte** was elected unanimously as the new IAL **Assistant Treasurer**. **Ulf Arup** was elected unanimously as the new IAL **Auditor**. **Starri Heidmarsson** was elected unanimously as the new IAL **Vice Auditor**, **Beata Guzow-Krzeminska** was elected unanimously as the new IAL **Editor**, **Rebecca Yahr**, **Toby Spribille** and **Jolanta Miadlikowska** were elected unanimously as the new IAL Nomination Committee. **Ana Crespo** was elected as the new **Vice President**. **Scott LaGreca** was elected as the new IAL **Secretary**. **Silke Werth**, **Martin Kukwa** and **Chris Ellis** were elected as the new IAL **members-at-large**.

**Marcela Caceres** was also designated as **member-at-large** as representation of the organization of the next IAL9.

#### **Any other business**

Bruce McCune donated 1000 \$ for students.

Mohamad Sohrabi proposed a field trip to Iran (2018) supported by the IAL.

*Sergio Pérez-Ortega, Secretary*

# 50<sup>TH</sup> ANNIVERSARY OF THE INTERNATIONAL LICHENOLOGICAL NEWSLETTER

## CELEBRATING 50 YEARS FROM 1967 TO 2017


This year we celebrate an extraordinary milestone: the 50th anniversary of the International Lichenological Newsletter. We have created this special issue of the Newsletter to share our history, our past, our present, and thoughts of our future. From this issue onward, we will publish colour pictures of interesting lichens on the cover.

In this issue you will find contributions from people involved with publication of the International Lichenological Newsletter over the past 50 years. In the beginning (1967), Vernon Ahmadjian (the Editor) with Irwin Brodo (Co-Editor) founded the Newsletter to share news with other lichenologists. It wouldn't have been possible without the help of Mason Hale, who printed himself the first issues of the Newsletter in his "Hale & Sons" printing "cellar" in Arlington, Virginia. Ahmadjian and Brodo were followed by the following editors: Martyn J. Dibben (1981-1986); Harrie Sipman and Mark Seaward (1987-1996); Pier Luigi Nimis (1997-2000); Martin Grube (2000-2004); Peter Scholz (2004-2012); and Ave Suija (2012-2016) (see table with the list of all issues published since 1967). We hope you enjoy reading this special issue.


As the Newsletter is only as good as the contributions submitted by our lichenologist colleagues, I invite all of you to submit your recollections and thoughts about the Newsletter, to be published in the next issue in December.



*Beata Guzow-Krzemińska & Scott LaGreca*

## EDITORS OF THE INTERNATIONAL LICHENOLOGICAL NEWSLETTER FROM 1967 TO 2017

Year	Issue	Editor	Editorial Board
1967	ILN1(1)	Editor: <b>Vernon Ahmadjian</b> 	
	ILN1(2)		
	ILN1(3)		
1968	ILN2(1)		
	ILN2(2)		
1969	ILN3(1)		
	ILN3(2)		
1970	ILN4(1)		





	ILN4(2)	<b>Co-Editor: Irwin Brodo</b> 	
1971	ILN5(1)		
	ILN5(2)		
1972	ILN6(1)		
	ILN6(2)		
1973	ILN7(1&2)		
1974	ILN8(1&2)		
1976	ILN9(1)	<b>Editor: Irwin Brodo</b> 	
	ILN9(2)		
1977	ILN10(1)		
	ILN10(2)		
1978	ILN11(1)		
	ILN11(2)		
1979	ILN12(1)		
	ILN12(2)		
1980	ILN13(1)		
	ILN13(2)		
1981	ILN14(1)		
1981	ILN14(2)		<b>Editor: Martyn J. Dibben</b> 
1982	ILN15(1)		
	ILN15(2)		
1983	ILN16(1)		
	ILN16(2)		
1984	ILN17(1)		
	ILN17(2)		
1985	ILN18(1&2)		
1986	ILN19(1&2)		

1987	ILN20(1)	<p style="text-align: center;">Editors: <b>Harrie Sipman</b></p>  <p style="text-align: center;"><b>&amp;</b> <b>Mark Seaward</b></p> 
	ILN20(2)	
	ILN20(3)	
1988	ILN21(1)	
	ILN21(2)	
	ILN21(3)	
1989	ILN22(1)	
	ILN22(2)	
	ILN22(3)	
1990	ILN23(1)	
	ILN23(2)	
	ILN23(3)	
1991	ILN24(1)	
	ILN24(2)	
	ILN24(3)	
1992	ILN25(1)	
	ILN25(2)	
	ILN25(3)	
1993	ILN26(1)	
	ILN26(2)	
	ILN26(3)	
1994	ILN27(1)	
	ILN27(2)	
	ILN27(3)	
1995	ILN28(1)	
	ILN28(2)	
	ILN28(3)	
1996	ILN29(1)	
	ILN29(2)	
	ILN29(3)	

1997	ILN30(1)	<p><b>Editor: Pier Luigi Nimis</b></p> 	<p><b>Editorial Board:</b> Gerhard Rambold, Mark Seaward, Harrie Sipman, Clifford Smith, Roberto Zorer</p>		
	ILN30(2)				
1998	ILN31(1)				
	ILN31(2)				
1999	ILN32(1)				
	ILN32(2)				
2000	ILN33(1)				
2000	ILN33(2)			<p><b>Editor: Martin Grube</b></p> 	<p><b>Editorial Board:</b> Gerhard Rambold, Mark Seaward, Harrie Sipman, Clifford Smith, Mats Wedin</p>
2001	ILN34(1)				
	ILN34(2)				
2002	ILN35(1)				
	ILN35(2)				
2003	ILN36(1)				
	ILN36(2)				
2004	ILN37(1)				
2004	ILN37(2)				
2005	ILN38(1)	<p><b>Editor: Peter Scholz</b></p> 	<p><b>Editorial Board:</b> Mark R.D. Seaward, Harrie Sipman, Regine Stordeur</p>		
2006	ILN38(2)				
	ILN39(1)				
2007	ILN39(2)				
	ILN40(1)				
2008	ILN40(2)				
	ILN41(1)				
2009	ILN41(2)				
	ILN42(1)				
2010	ILN42(2)				
	ILN43(1)				
2011	ILN43(2)				



	ILN44(1)		
2012	ILN44(2)		
2012	ILN45(1)	<p style="text-align: center;"><b>Editor: Ave Suija</b></p> 	<p style="text-align: center;"><b>Editorial Board:</b> Peter Scholz, Mark R.D. Seaward</p>
	ILN45(2)		
2013	ILN46(1)		
	ILN46(2)		
2014	ILN47(1)		
	ILN47(2)		
2015	ILN48(1)		
	ILN48(2)		
2016	ILN49(1)		
2016	ILN49(2)	<p style="text-align: center;"><b>Editor: Beata Guzow-Krzemińska</b></p> 	<p style="text-align: center;"><b>Editorial Board:</b> Scott LaGreca</p>
2017	ILN50(1)		

*Photos provided by Irwin Brodo, Alan Fryday, Beata Guzow-Krzemińska, Hannes Hertel, Pier Luigi Nimis, Walter Obermayer, Mark Seaward, Ave Suija.*

## **THE INTERNATIONAL LICHENOLOGICAL NEWSLETTER: RECOLLECTIONS**

It was very early in my career (1967), only a few years after I joined the staff at the National Museum of Canada (now the Canadian Museum of Nature), that Vernon Ahmadjian asked me if I would help him edit a new International Lichenological Newsletter (ILN). The newsletter would enable lichenologists throughout the world to share views on lichenological topics, news of research activity, reviews of lichen books and monographs, and simply news about lichenologists. Vernon was very keen on raising the profile of lichenology as a field of its own, and to prevent duplication of effort on research topics. I was thrilled to be asked and immediately agreed. And so my 14 year association with the ILN began.

I don't remember doing very much in those first few years other than writing an editorial or two, helping gather news from our various international correspondents, and doing a bit of editing of contributions. Occasionally, Vernon would ask my opinion on some issue or contribution, but my

involvement was minimal. Vernon and Mason Hale, who was the printer at the time, seemed to have everything well in hand, and the issues appeared regularly without much fuss.

I was always sensitive to the criticism leveled by some lichen biologists that lichenology was dominated by taxonomists leaving little room or attention for those working on physiology, ecology or morphology. When Vernon retired from the editorship in 1975 and I took over, I therefore especially sought out news from the non-taxonomists in the lichenological community. I was particularly pleased to receive “editorials” or “Views” from many lichen biologists, demonstrating the breadth of the field of lichenology. Those articles are still worth reading today and, thanks to having every issue available on-line on the I.A.L. website, it is now possible to do so very easily.

Vernon was wonderful to work with. He was a true intellectual, with a sharp, provocative mind, always ready to challenge common assumptions. One of his “pet peeves” was the close association of lichenologists with bryology rather than mycology. This comes through in some of his own editorials.

“Mason Hale & Son” printed the issues of the ILN on a hand-operated typeset printer in his basement. Printing (among other things) was Mason’s hobby. Mason’s teenaged son (Robert) helped him, as the name of the “business” accurately reflected. Mason felt he had to give it up, however, when the print run became so large that the manual operation became impractical. Hannes Hertel recalls: In April 1972, I had a wonderful opportunity to come to Washington, DC. While there, I stayed at Mason Hale's home in Arlington a couple of days. In so doing, I saw the IALs “printing plant”, a hand-operated, letter-set printing press, which was in Mason's cellar beside the washing machine, and I took some photos of the operation. Unfortunately Mason's son, Robert, was not at home, so a photo of "Hale & son, printers) was not possible.



Mason Hale's typeset printer in Arlington in 1972 (Photo: Hannes Hertel).

I remember that Mason felt it was important to print members' comments not only in English, but also in German, French, or Spanish, and he thoughtfully showed me some printing letters with those special symbols that were lacking in English but were necessary to print in these other languages. Mason said that he hoped to receive some additional special letters via Vernon (the editor at the time) and I should encourage friends to send him comments in their mother tongue.

When I took over as full editor in 1976, we moved to a paper plate method. The texts were typed with an ordinary typewriter onto special paper plates that were sent to a commercial printer for printing and binding. Our long-suffering but very patient typist, Gertrude Brown, had to prepare perfect plates. Any mistake meant retyping the entire plate. (Aren't computers wonderful?!) Later, they were typed on paper and cut-and-pasted together into plates that were photo-reproduced for a slightly different method of preparation. The printing company we used was conveniently located next door to the Herbarium building, and the Museum generously paid for the printing, so costs for the lichenologists remained low (a few dollars every five or six years). I decided to change the fonts for the cover and main headings, and this was done using letters on waxed sheets that were hand-transferred onto blank paper by rubbing them off with ball-point pen. It was kind of fun putting it all together.





Mason Hale in 1972 (Photo: Hannes Hertel).

I continued as editor until 1981 when I became Chief of the Botany Division at the Museum and was forced to spend my non-research time on administration (not much fun there). Martyn Dibben came to the rescue and became editor, and he continued the ILN in fine fashion.

There is no doubt in my mind that serving the International Association for Lichenology as associate editor and editor for so long was tremendously beneficial to me personally, giving me the opportunity to get to know so many accomplished lichenologists throughout the world through correspondence and the occasional field meeting or congress. The friendships established in those early days have been maintained to the present, and the appreciation I have gained for lichenological pursuits of all kinds has only become stronger and deeper.

*Irwin M. Brodo, 19 May 2017*

### **THE NEWSLETTER 1987-1996 – ON THE WAY INTO THE DIGITAL AGE**

During the symposium ‘Progress and Problems in Lichenology in the Eighties’ in Münster, Germany, 16-21 March 1986, organized by Elizabeth Peveling, the continuation of the *International Lichenological Newsletter* was discussed (see *ILN* 19: 1). The journal was initiated by Mason Hale, who, with his son, produced regular issues on a discarded professional printing machine he owned. However, after several years his duties at the Smithsonian Institution increased, giving him less time for the *Newsletter* production, so a successor was therefore sought. Since the Botanical Museum in Berlin owned a new printing machine and I had some experience with the production of the bryological-lichenological journal *Buxbaumia*, my candidacy filled the bill! Now at first a native speaker of English had to be found to ensure linguistic correctness, and I was very fortunate that Mark Seaward offered to do this job. In the years to follow he was not only an

incredibly fast corrector but supported me in many ways, in particular guiding the *Newsletter* safely through IAL membership meetings. As kindly as ever he helped also with this text.

Our first issue appeared in 1987. This was long before the wider use of WWW and email, and the *Newsletter* was the most efficient means of communication to a wider circle of lichenologists; the feature 'Research News and Notes' was particularly popular. We therefore increased the frequency to three times per year. This became possible technically by a Fat Mac, my first computer, which greatly reduced the time needed to produce the printing masters. And financially by the generous support of the Botanical Museum which offered free printing and paper. The only costs to be paid by the IAL were for mailing, and three times postage per year was easily covered by the membership fees.

My Fat Mac proved to be of great help and reduced the workload considerably. In particular because more and more contributors sent their text by floppy disc, so that retyping of long texts was usually avoided. However, the printing quality was not so satisfactory. The printing machine in the Botanical Museum needed rather absorbent paper, so that the results were not up to the excellent standards of Hale & Son. Furthermore, the machine was unable to print covers on heavier paper quality. For a more fancy cover a professional print shop would have to be employed. This would mean extra costs, and the output would be delayed. I therefore decided to stick to thin covers, rather than giving up the increased frequency of three times a year. Fortunately after the first year colleagues kindly sent lichen artwork to decorate the title page.

How was an issue produced in the early days of desktop publishing? Copy arriving before the deadline, printed or on floppy discs, was instantly entered into a computer text file. This considerably reduced the workload after the deadline. Then within one day all remaining copy was entered into the file, and duly sent to Mark Seaward for linguistic correction, after which the title page and back page were prepared and the file made ready for printing the master. In all, only a few days were needed for text processing, a major improvement when compared with the production of *Buxbaumia* without computer a decade ago, which required over a week of laborious typing. Then I went to a downtown shop with the file on floppy disc and came back with a neatly printed version suitable as the master for the printing machine. The photographs went to a nearby shop for preparing raster images, which were ready in a few days. Finally the master print and raster images went to the technician operating the printing machine, who set aside a day from his workload. After the printing was done and the pages were dry, a long evening from 5.00 pm (after official working time) until after midnight was spent sorting, stapling and folding pages, followed by putting 300 copies into envelopes with pre-addressed self-adhesive labels - sounds like a lot of work, but is just a matter of organization! Next day the filled envelopes, sorted according to postage category, went to the administration secretaries, who kindly undertook the franking, the transport to the post office, and finally the preparation of a bill for the IAL. In about one month after the deadline the new issue reached the lichenologists.

As part of the job, an eye was kept on the membership list of IAL to avoid sending the *Newsletters* to persons who had lost interest. In those days there was a big difference between members from the western world, for whom payment of the IAL dues was just a small burden, and the others, for which the amount, which had to be in western currency, would be a high sum, or indeed impossible to pay for political reasons. Members in arrears with dues payment received a reminder included in the *Newsletter*. After three reminders western members were removed from the mailing list, but for others no reaction would come anyway and it was more difficult to find out if they were still interested, and in case of doubt they stayed on the list for many years.

In the later years the development of WWW and the increasing popularity of email made it still easier to collect the copy (see *ILN* 29: 43), and with the appearance of the Lichen List server of Cliff Smith a new and faster means for communication came into use; however, online availability of the *Newsletter* did not appear until well after 1996.

*Postscript from Mark Seaward:* I was present at the official launch of the International Association for Lichenology at the Botanical Congress in Seattle in 1969 (see *ILN* 3(2): 1), and have remained a devotee of the *Newsletter* over the years, being at various times co-editor, sub-editor and contributor. It has been a pleasure to work editorially not only with Harrie Sipman (1987-1996), Peter Scholz (2004-2012) and Ave Suija (2012-2016), but also to be involved as a member of the editorial board for almost 30 years in order to provide IAL members with this valuable communication service.

*Harrie Sipman, with postscript from Mark Seaward*

## **ANTICIPATING SOCIAL MEDIA: THE FORUM DISCUSSIONS OF THE 1997-2000 PERIOD**

I was appointed as Editor of the Newsletter at the Salzburg IAL3 congress in September 1996, so I acted as Editor between 1997 and 2000. This was a rather quiet period for our Association, in the sense that little was happening: contacts and exchanges of ideas among IAL Council Members were quite scarce, so much so that my impression was that IAL limited itself to organising a Congress every 4 years. One of the nicest memories I have of my service as Editor of the Newsletter occurred at the very end of my serving period. The IAL4 Congress of Barcelona was a few months ahead, and many practical issues urgently needed to be discussed by the Council, concerning the organization of IAL4, and especially the proposed new Constitution of IAL which had to be submitted for approval in Barcelona. The number and the complexity of the issues were such as to render their discussion among Council members through a series of e-mails extremely cumbersome. Since I had some extra money left from my biomonitoring projects in Italy, I decided to organise and partially finance a physical meeting of the IAL Council in Venice at the end of May 2000. Those present were: H.M. Jahns (IAL President), P.L. Nimis (Editor), E. Farkas, D. Triebel, F. Lutzoni (Council Members) and X. Llimona (Organiser of IAL4). The meetings, held in the flat of an uncle of mine with a view on the San Marco belltower, continued into the evening in a Venetian restaurant. They proved to be extremely productive and useful, so much so that I decided to repeat the experience of a physical Council Meeting in Venice as the next President of IAL, in March 2002.

As a new Editor, I thought of using the Newsletter for stimulating IAL members to be somehow more active between one IAL congress and another. At that time there was nothing like the modern social media, which have accustomed us to carry out lengthy (and not always necessary) discussions online with colleagues worldwide in real time. The only “social” tool we had, which I found fantastic (and which is still useful today), was “lichens-l”, a listserver where one could e-mail a message to a quite large community of lichenologists. By the way, the (for those times) incredible efficiency of “lichens-l” in sharing and disseminating information led me to cast some doubts on the usefulness of a paper-printed publication such as the Newsletter, which had to be sent by surface mail to all IAL members (no pdf files existed at that time, as far as I can remember). My idea was to exploit lichens-l in a way which was rather different from its customary use, i.e. for triggering a series of discussions on relevant, but controversial topics, selecting for publication in the Newsletter only the most interesting reactions by members of the international lichenological community. Every topic was introduced by a different colleague, who had to prepare a text written in such a way as to highlight unanswered questions and stimulate a discussion (which was not always easy). Altogether, 10 “Forum Discussions” – as they were called – were published in the IAL Newsletter between 1997 and 2000:

- 1) IAL Newsletter 30, 1, 1997 - “The genus concept in Lichenology”, introduced by myself.



- 2) IAL Newsletter 30, 2, 1997 - "Molecular Systematics of Lichens", introduced by two different and partly contrasting contributions by M. Grube and P. DePriest.
- 3) IAL Newsletter 30, 2, 1997 - "How to cite occurrence records from Web pages", introduced by C. Wetmore (and continued in issue 32, 1).
- 4) IAL Newsletter 30, 2, 1997 - "What is the correct name: *Saccomorpha* or *Placynthiella*?", arising from a tricky question of A. Suja, with several interesting hints on nomenclatural matters.
- 5) IAL Newsletter 31, 1, 1998 - "Lichens, a special case in biogeographical analysis", introduced by E. Barreno.
- 6) IAL Newsletter 31, 2, 1998 - "Conservation Biology, a challenge for Lichenologists", introduced by Ch. Scheidegger.
- 7) IAL Newsletter 32, 1, 1999 - "The future of Bioindication by Lichens", introduced by Ch. van Haluwyn.
- 8) IAL Newsletter 32, 1, 1999 - "Phycobiont versus Photobiont", introduced by W.B. Sanders.
- 9) (IAL Newsletter 32, 2, 1999) - "Proposal of a new Constitution of IAL", a lengthy and animated discussion which proved very useful for drawing the new IAL Constitution which was approved in Barcelona in 2000.
- 10) IAL Newsletter 33,1, 2000 - "Species concepts in Lichenology", introduced by W. Purvis.

The organisation of these discussions was not always an easy task, mainly because, I think, lichenologists were not yet accustomed to this kind of interaction. I often had to ask the colleagues who proposed a topic to modify their introductory texts, making them more stimulating by explicitly highlighting some controversial points. Furthermore, sometimes the online discussions were languishing, and needed additional stimulation. This was often provided by a mysterious guy called Louis Le Bois, who strongly disagreed on whatever I was writing: a kind of proto-troll, who however was most useful for re-launching discussions. On the whole, 40 lichenologists participated in the discussions published in the Newsletter, but their total number is much higher, since several comments were not published for reasons of space.

Before writing this short note, I have re-read all of the discussions, discovering that they may be surprisingly interesting also for a modern reader, either because the topics are still relevant, or because they reflect important steps in the historical developments of Lichenology as a scientific discipline.

*Pier Luigi Nimis*

## **THE NEWSLETTER IN THE NEW MILLENIUM**

With the turn-of-the-millennium meeting in Barcelona I joined the IAL Council and followed Pier Luigi Nimis in the role as Editor. Pier Luigi Nimis became the president of IAL, which we understood as the umbrella organisation for all national lichenological associations. The new IAL constitution, finely prepared by a constitution committee under leadership of Mats Wedin, was approved in Barcelona and then published in my first issue of the Newsletter. But there were many other interesting developments in lichenology. By then, molecular work had just started to become popular in systematics of lichens. As an Editor, I was looking forward to see how lichenology evolved, and how results from sequence data analysis could be reconciled with the prior knowledge in lichenology. It was also the time when the WWW became a backbone medium for the presentation of information, with on-line lichen checklists, searchable databases for lichen information, herbarium data, literature, etc. "Lichenology on-line" had already been established as a

section in the Newsletter to report on website news. At that time, the email server Lichens-I was the popular way to spread information quickly among lichenologists. Nowadays, with the popularity of Twitter and Facebook this appears like a palaeodigital era, when social networking was still prioritized as a wireless *in vivo* interaction (interestingly, we still have no official IAL Facebook page). Nonetheless, the communication means we already had right after the turn of the millennium helped to encourage and publish the critical on-line discussion of new developments in lichenology. For the Newsletter, I thought it might be interesting to prepare short reviews, which would be open for discussion via the Lichens-I channel and then offered in printed form in the newsletter. These reviews included diverse topics such as progress in lichenological web sites (32/2), issues for lichenologists working in the tropics (34/2), how DNA data challenge lichen systematics (34/1), photobiont diversity and selectivity (35/1), lichens and global warming (35/2), phylogeography (35/2), hallozinogenic and toxic lichens (36/1), application of IUCN categories to lichens (36/1), and finally, my summary of the progress from 2000-2004 (37/1).

At about the half-way point of our Council period, we also had an unforgettable meeting in Venice to discuss matters, and to assist Tina Randlane to prepare IAL5 in Tartu (Estonia). It seemed to us that the president of IAL also had a particular weight in the city of Venice, for the special places where we were allowed to sit together. On the occasion of the upcoming IAL5 in Tartu in August 2004, the International Association for Lichenology introduced the Sylvia Sharnoff Education Award, for outstanding educational web page devoted to lichens. This award was dedicated to the memory of Sylvia Duran Sharnoff. Other meetings with IAL participation (e.g. at the IMC7 in Oslo, or ISS4 in Halifax), as well as the valued contributions by IAL members, helped to fill the pages of the Newsletter as well.

I appreciated the friendly atmosphere of the lichenological community, which gave me a lot of confidence during my time as IAL Editor. My special thanks go to Mark Seaward for his corrections of the language, which he always provided incredibly fast. I also acknowledge my employer, the University of Graz, who gave me the freedom to spend sufficient time for this role in a scientific association. They may have realized that such activities contribute to the social coherence of a scientific field that—in my opinion—also underpins its success.

*Martin Grube*

## **AVE SUJJA, THE FIRST FEMALE EDITOR OF THE NEWSLETTER**

I haven't deleted the e-mail, sent to me just before IAL7, asking me to take over the editorial position from the previous editor of the IAL Newsletter, Peter Scholz. To be honest, I was quite surprised, but also a bit flattered. Why me? Could I handle it? Anyway, I did not think very long, but decided to "jump into unknown waters". Now, almost a year later, I can look back and make a quick summary.

The newsletter is made by its authors. I made some calculations, and found that during these four years and nine volumes of the Newsletter, there were 94 authors representing 30 countries. Among the authors, we can find top scientists, students, and amateur lichenologists. Several of them were not even the members of IAL. To be honest, it was a very difficult task to find the right people to write book reviews, overviews about lichenological events, announcements, etc. I am pleased to say, however, that I only rarely got a negative (or canceling) response, which was quite surprising when taking account the fast, or even ultrafast life of scientists. I remember the first warning from the previous editor was that nobody writes voluntarily. In my experience, a personal approach works pretty well.

Recalling the most outstanding contributions, we cannot forget Robert Lücking's must-read "The Ten-phased Life of a Lichenologist" (IL Newsletter, 46-2, 2013). Without a doubt, anyone from the lichenological community can easily place him- or herself on one of those career steps, regardless

of whether one is a student or professor ... Also, one should pay attention to David L. Hawksworth's "Naming a lichen: a pragmatic oxymoron" (IL Newsletter 48-2, 2015), an age-old topic which touches probably all lichenologists no matter their precise research field.

During the four years I was editor, the lichenological community lost quite a few outstanding lichenologists: Rolf Santesson, Peter James, Vernon Ahmajian, David Galloway (just to name a few). To write an obituary is not an easy task, especially if you have to consider, in addition to scientific contacts, personal relationships. Still, in my mind, it is important to realize that even a top scientist is just a normal human being whose career may be established through coincidences, mentors, and even as a result of events in history or in scientific thinking. Thus, my sincerest thanks to those who took on the task of sharing these personal impressions. As a result of these outstanding obituaries, I hope the names of authors on the tops of scientific papers are more than names to readers of the IL Newsletter.

Finally, I greatly appreciate the co-editorial work of Peter Scholz and Mark Seaward. Peter Scholz always found missing commas and pointed out mismatches in text layout. Mark Seaward always had time, even if it was already the very last minute, to check over all texts and improve their language. And lastly, Andreas Beck kindly uploaded the "fresh" Newsletter file—usually two or even three times because there was always something wrong.

Finally, being editor was a very interesting, but very time-consuming experience.

*Ave Suija*

### FROM HANNES HERTEL

I was treasurer of the IAL for a while, and I remember the great number and variety of kind personal cheques sent by American members (covering the low fee) and my carrying on negotiations with the head of my local bank, asking that they not charge the high banking-fee for every single cheque submitted to the bank. As a result, the bank kindly agreed to take the that fee only for every bundle of eight cheques.

*Hannes Hertel*

## NEWS

### **HAPPY 30<sup>TH</sup> BIRTHDAY SOCIETÀ LICHENOLOGICA ITALIANA !**

Founded in 1987 to promote lichenological studies and to raise public awareness on lichens and their uses, the Italian Lichen Society (*Società Lichenologica Italiana*, S.L.I., <http://www.lichenologia.eu/>) welcomes all who are interested in lichens, both beginners and experts. The S.L.I. organizes a yearly congress, introductory and advanced courses, scientific meetings and field excursions. It runs a national annual competition for the best thesis within the field of lichenology and an international award reserved for PhD students preparing a thesis with some lichenological relevance.

In Italy, research in lichenology contributes to several advancements in environmental management, educational practices, technology, and biodiversity conservation. At the heart of this thriving work is the Italian Lichen Society, which this year celebrates its 30<sup>th</sup> anniversary. From the early years of its foundation, the S.L.I. grew up gathering academics, technicians from Regional Agencies for Environmental Protection, school teachers, professionals and enthusiasts. The S.L.I. has built several relationships, in Italy and abroad, as shown by the list of honorary members ([http://lichenologia.eu/index.php?procedure=pres\\_albo](http://lichenologia.eu/index.php?procedure=pres_albo)).

The "Notiziario della Società Lichenologica Italiana", a yearly, freely available publication ([http://lichenologia.eu/index.php?procedure=p Pubbl\\_not](http://lichenologia.eu/index.php?procedure=p Pubbl_not)), includes the proceedings of the annual

S.L.I. congress and scientific contributions, both in English and Italian. A monthly newsletter is published online to disseminate the activities of the Society and its members.

The annual congress is the most important event the Society holds, exhibiting the high quality and diversity of lichenological research and practice of Society members. This year, the meeting will focus on the 30<sup>th</sup> anniversary, and a variety of activities have been planned to celebrate it. The XXX Congress of the S.L.I. will be held in **Torino** (Italy), **September 13-15, 2017** (<http://www.30convegnosli.unito.it/>). The programme will include several scientific sessions focused on:

- Ecology and biodiversity
- Lichens and Cultural Heritage
- Biology and ecophysiology

The anniversary will not only be a celebration, but also an opportunity to review the scientific advancements which have significantly impacted Lichenology; a chance “to shape the future”; and a forum for debating possible problems/solutions, new goals, and novel approaches.

*Deborah Isocrano, Stefano Martellos, Silvana Munzi and Sonia Ravera,  
Società Lichenologica Italiana*

## **XX SYMPOSIUM OF BALTIC MYCOLOGISTS AND LICHENOLOGISTS**

The University of Gdańsk—together with the co-organisers, including the Foundation for the Development of the University of Gdańsk, and the Lichenological Section of Polish Botanical Society—welcome you to Gdańsk, Poland, to participate in the XX Symposium of Baltic Mycologists and Lichenologists, **September 25-29<sup>th</sup>, 2017**. This is the first time this Symposium has been organized in Poland.

During the Symposium, meetings of **the Nordic Lichen Society** as well as **the Lichenological Section of Polish Botanical Society** will also happen.

The Symposium will take place in the Novotel Gdansk Marina Hotel in Gdańsk. It is located near the border with Sopot (a well-known seaside resort), approx. 150 metres from the Gulf of Gdańsk (part of the Baltic Sea). For details please go to: <http://www.bml2017.pl/>

Dates to remember:

**30<sup>th</sup> July 2017 Registration closes**

**15<sup>th</sup> July 2017 Submission of abstracts closes**

*Martin Kukwa*

## **FIRST NATIONAL CONGRESS OF LICHENOLOGY OF PERU III SYMPOSIUM OF LICHENOLOGY OF PERU**

### **Organising Committee**

Presidente: Blgo. Ángel Manuel

Lichens Peru Project –Peru Ecological projects

Vicepresidente: Dra. Alicia Cuba

Lichens Peru Project-Universidad Tecnológica de los Andes

Secretario: Mag. Ana Vargas

Lichens Peru Project-Bq Innova Consultores S.A.C.

### **August 12: Pre-symposium course**

8 am to 1 pm: Bioindicators of air, wáter and soil quality

### **August 17: Pre-symposium course**

2 pm to 5 pm Bioindicators of air, wáter and soil quality

5 pm to 7 pm: Modeling of contaminated air dispersal from a source of industrial emission; influences of topographic and climate conditions; and their effects on lichens

### **Symposium programme**

#### **August 18: Symposium**

8:30 to 8:45 am Registration of participants

8:45 to 9:00 am: Inauguration and welcome to the III Symposium

9:00 to 9:20 am: Lichens, Antarctic and Warning change (Blgo. Angel Ramirez)

9:20 to 9:40 am New approach to the characterization of the lichen communities and specific behavior (Mag. Ana Vargas)

9:40 to 10:00 am Lichens as an enviromental management tool (Dra. Alicia Cuba)

10:00 a 10:20 am Scientific collection and lichens (Dr. Jano Nuñez )

10:20 to 10:40 am Break

10:40 to 11:00 am Panel exhibition

11:20 to 11:40 am Lay for the inclusion of lichens in Enviromental Impact Studies (Bertha Mantilla)

11:40 to 12:00 am: Lichens of Antasayas in the route of Qhapag Nan-Cusco (Maria Holgado)

12:20 to 12:40 am: Lichen biota of the Piscigranja Quistococha (Loreto).(Adriana Burga) (to be confirmed)

1:00 to 2:00 pm Lunch

2:00 to 2:20 am Modeling of the dispersion of contaminated air (Luis Torres-to be confirmed)

2:20 to 2:40 pm Relationship between *Physcia stellaris* and sulphur dioxide (María Eugenia)

2:40 to 3:00 pm Lichens as bioindators of air quality (Aarón Valdivia)

3:00 to 3:20 pm Chemical study lichen of *Teloschistes hosseusianus* (Julio Barrios)

3:20 to 3:40 pm Chemical study lichen of *Stereocaulon glaerosum* (Erika Calla)

3:40 to 4:00 pm Break

4:00 to 4:20 pm Competition: School

4:20 to 4:40 pm Competition: Undergraduate student

4:00 to 4:20 pm Competiton: Thesis

4:20 to 4:40 pm Competiton: Thesis

4:40 to 5:00 pm Competition: Photography

5:00 to 5:20 pm Premiación: Cup lichens of Perú

5:20 to 5:40 pm Presentation of certificates to participants

5:40 to 6:00 pm Closing

#### **August 19: Post-symposium activities**

Field trip to the Lomas of Lachay National Reserva (Lima-Peru)

6:00 am: Start

5.00 pm: End

#### **August 21-22-23: Post-symposium activities**

Field trip to the National Park Huascarán (Ancash-Peru)

6:00 am (August 21): Start

6:00 am: (August 23): End

*Angel Ramirez*



## LICHEN GENOMICS WORKSHOP II, INSTITUTE OF PLANT SCIENCES, UNIVERSITY OF GRAZ, AUSTRIA, 2-5 NOV. 2017

We are planning a workshop covering recent emerging aspects of genomic research in the lichen symbiosis. Themes will include genome assembly and annotation, metagenomics (diversity within lichen thalli), population genomics, genome-wide microevolution, as well as phylogenomics. For each area of the themes, we plan an overview lecture, followed by shorter talks. There will also be space for poster presentations. Afternoon sessions will provide an informal setting to facilitate discussion of bioinformatics approaches and scripting challenges. Further details of the programme will be provided by the 2<sup>nd</sup> circular, planned for the end of July 2017. We will complete the programme with an excursion to the surroundings of Graz. To express your interest in participating, please email Martin ([martin.grube@uni-graz.at](mailto:martin.grube@uni-graz.at)) or Silke ([silke.werth@uni-graz.at](mailto:silke.werth@uni-graz.at)).

*Silke Werth, Philipp Resl, Fernando Fernandez-Mendoza, Francesco Dal Grande, Martin Grube*

### SUPPORT FOR WORK IN GRAZ (AUSTRIA)

On the occasion of my Acharius medal award, I made a donation to our university.

The donated funds are to subsidize travel for foreign lichenologists who need to work in GZU and have no other sources for support.

Applications may be sent to the Institute of plant sciences of Karl Franzens University Graz c/o Helmut Mayrhofer. They will be benevolently considered on a first come - first serve basis.

*Josef Hafellner*

### GRAPHIS SCRIPTA, THE JOURNAL OF THE NORDIC LICHEN SOCIETY HAS GONE ONLINE

Future volumes of *Graphis Scripta* will no longer be mailed to members and subscribers in printed form. Articles, however, will be available to download at any time.

Subscription conditions, and a new guide for authors, will be available this autumn. Arne Thell is stepping back as editor after having edited *Graphis Scripta* successfully for many years. The new editor is Håkon Holien from Steinkjer and Trondheim, Norway, to whom all manuscripts and inquiries should be directed in the future: [hakon.holien@nord.no](mailto:hakon.holien@nord.no).

The board of the Nordic Lichen Society will assist Håkon by serving as an editorial board for the journal.

*Ulrik Søchting*

### THE LICHENS OF THE ROLLRIGHT STONES

Jeff Malter have had recently published an article "The lichens of the Rollright Stones" in the Bulletin of the British Lichen Society. It is the first published account of the lichens of a stone circle (ancient - 4,000 - 5,000 years before the present) in the UK. It is available from the author (e-mail: [chateaudoex2007@btinternet.com](mailto:chateaudoex2007@btinternet.com)).

*Jeff Malter*

## SPECIMENS REQUEST

At the Canadian Museum of Nature in Ottawa (CANL), Irwin Brodo and Troy McMullin are collaborating on a few small taxonomic problems, among them, the status of *Pannaria rubiginosa* in North America, and, together with Eugenia López de Silanes (Spain), the synonymy and classification of *Pyrrhospora* (*Lecidea*) varians. We would be interested in receiving recently collected material of these taxa for genetic sequencing, especially *Pannaria rubiginosa* from Europe and South Africa and *Pyrrhospora* varians from southern California.

Irwin Brodo

## REPORTS



### 2<sup>ND</sup> WORKSHOP, LICHENS, BIOINDICATORS OF AIR QUALITY (99<sup>TH</sup> ANNIVERSARY OF THE MUSEUM OF NATURAL HISTORY- UNIVERSIDAD NACIONAL MAYOR DE SAN MARCOS (UNMSM), LIMA, PERU)



99th Aniverssary of the Museum of Natural History  
Universidad Nacional Mayor de San Marcos  
Towards 100 years (1918-2018)



## 2nd Workshop: "LICHENS, BIOINDICATORS OF THE CALITY OF THE AIR"

It will be an unforgettable experience!


Place: Museum of Natural History-UNMSM  
Day: 17 of february  
Sechudule: of 10 am to 12:30 pm  
For: children from the 5 years, students and general public

**Biologist: Angel Ramirez**  
Facebook page: Proyecto Liqueles Peru 

Laboratory of floristic , departament of dycotiledons

With the special participation of María Huamán (UNCP);  
Diego Valdivia (UNFV); Erika Calla Quispe (UNI),  
Grecia Ferry (UNAP) y Alexandra Zegarra (UNMSM)

Under  
the auspicious of:



International  
Association for  
Lichenology

**Organizer:** biologist Angel Ramirez

- Collaborator Investigator of National Museum History-UNMSM Laboratory of Floristic, departament of Dicotiledons
- Director, Project Lichens Peru, email: [liquenesperu@gmail.com](mailto:liquenesperu@gmail.com)  
Facebook Page: Proyecto Liquenes Peru

**Team:**

- Environmental and Forest engineer **Maria Huaman** (Universidad Nacional del Centro del Peru-UNCP); title of thesis: Diversity of corticolous lichens and cality of air in the district of Huancayo (Lima-Peru); email: Marie\_21\_51@hotmail.com
- Environmental engineer **Diego Valdivia** (Universidad Nacional Federico Villareal-UNFV); project of thesis: Use of lichens like bioindicators of atmospheric pollution in mining enviromental liability (Ancash-Peru); email: diego\_vh92@hotmail.
- Bachelor **Grecia Ferry** (Universidad Nacional de la Amazonia Peruana-UNAP); project of thesis: Air quality using saxicolous lichen in the National Reserve ‘‘ Lomas de Lachay’’ district of Huacho (Lima, Peru); email: [gnferryl@gmail.com](mailto:gnferryl@gmail.com)
- Bachelor **Erika Calla** (Universidad Nacional de Ingenieria-UNI); project of thesis: Quantitative determnation of usnic acid in *Stereocaulon*; emai:ecallaq@hotmail.com
- Student **Alexandra Zegarra** (Universidad Nacional Mayor de San Marcos-UNMSM); Research topic: The genera *Usnea* in Peru; email: janeth.zegarra@unmsm.edu.pe



Group photo before the workshop in front of the Museum; (left to right): Aaron Valdivia, Maria Huaman, Angel Ramirez, Erika Calla and Grecia Ferry (Photo: Angel Ramirez).

The Museum of Natural History of the Universidad Nacional Mayor de San Marcos is celebrating our anniversary hosting the 2nd workshop on ‘‘Lichens, Bioindicators of Air Quality’’; we can live several days without eating, several hours without water, but few seconds without breathing.



The workshop was held in Lima, Peru, in the museum gardens, on February 17, 2017 between 10 am to 12:30 pm; the workshop had a lecture part (theoretical part) and a practical portion. The lecture portion (theoretical part) was personalized, and featured a table with one exhibitor and four participants who discussed the following themes: an introduction to lichens; lichen chemistry and pollution; use of the genus *Usnea* as a biomonitor of air quality; lichen diversity versus concentrations of sulfur dioxide; and lichens and mining. The practical portion consisted of calculating the Index of Atmospheric Purity (IPA), for which we used epiphytic lichens (for which it was figured as lichens in the trees).



Erika Calla (UNI) (Photo: A. Ramirez)  
Lichen chemistry and pollution



Alexandra Zegarra (UNMSM) (Photo: A. Ramirez)  
The genus *Usnea* as a biomonitor of air quality



María Huamán (UNCP) (Photo: A. Ramirez)  
Lichens and sulfur dioxide



Grecia Ferry (UNAP) (Photo: A. Ramirez)  
Lichens and IPA




Diego Aaron (UNFV) (Photo: Angel Ramirez)  
Lichens and mining

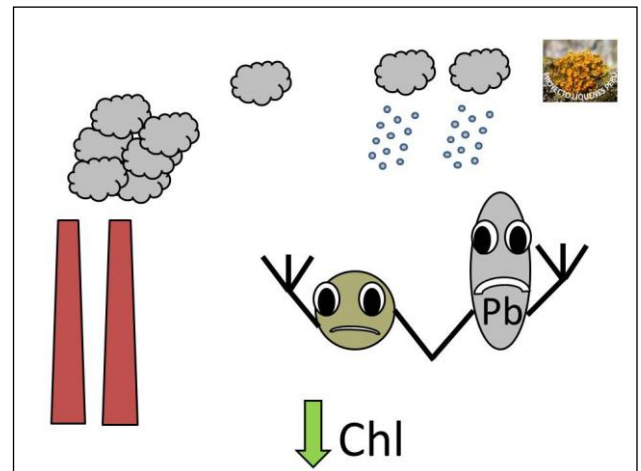


Team of lichenologists


There was also a coloring drawing for children (drawings: Angel Ramirez).



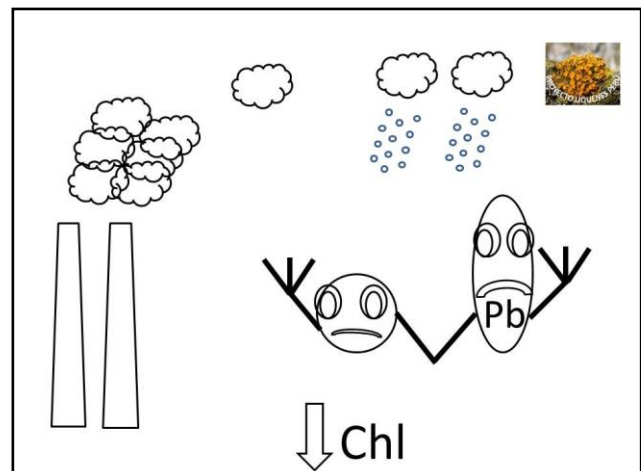
Happy lichens without pollution



Lichens sad with pollution



Happy lichens without pollution



Lichens sad with pollution

This workshop was made possible by the director and organizing committee of the museum; the team of lichenologists who ran the workshop; and the following collaborators and academic sponsors: Lomas de Lachay National Reserve, Venezuelan Group of Lichenologists, Latin American Group of Lichenologists-Chile-Iquique and the International Lichenology Association (IAL).

The workshop was successful by the participation of several students and professionals from different universities and institutions. It was a pleasure hear the gratifying words of the attendees, and to help the museum celebrate its history with an event on the eve of its anniversary. At the close of the workshop, a certificate was awarded to each participant.

The realization of the workshop required several hours and days of preparation; but our team of lichenologists was ready to go early on the first day.

Now that the workshop is finished, our team of lichenologists is preparing for the III Symposium of Lichenology of Peru (August 18 in Lima, in the auditorium of the Museum of Natural History-UNMSM), and very soon we hope to book on the lichen biota of Peru.






Group photo of the workshop (organizers and participants)



Photograph before to workshop (left to right): Aaron Valdivia, Maria Huaman, Angel Ramirez, Erika Calla and Grecia Ferry (Photo: Angel Ramirez).



Photograph before to the workshop (left to right): Grecia Ferry, Aaron Valdivia, Erika Calla, Angel Ramirez and Maria Huaman. The workshop was held in the gardens of the Natural History Museum.



Plates of lichens (preliminary) for the planned book on the lichen biota of Peru



After the workshop, a field trip was made to the National Reserva Lomas of Lachay (Photo: Angel Ramirez).





After the workshop, a field trip was made to the National Reserva Lomas of Lachay (photograph taken in February) (Photo: Angel Ramirez).



The National Reserva Lomas of Lachay (photograph taken in September) (Photo: Angel Ramirez).

Acknowledgements: To Dr. Scott La Greca and Dr. Thorsten Lumbsch for corrections of English.

*Angel Ramirez (Peru)*

## BOOK REVIEW

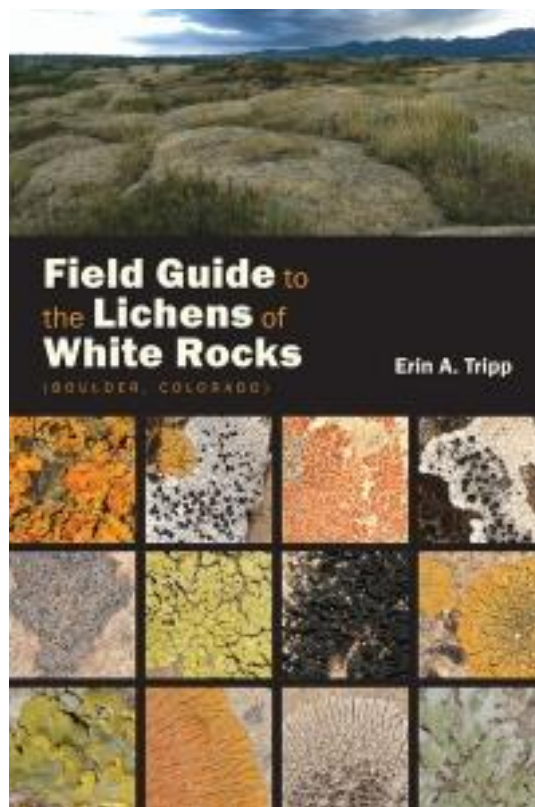
**TRIPP, ERIN A. (2016):** Field Guide to the Lichens of White Rocks (Boulder, Colorado). University of Colorado, Boulder, USA. Pp. vi + 170 pages. Soft covers. ISBN 978-1-60732-533-6 (pbk) price US \$21.95 & 978-1-60732-554-3 (ebook) price: US \$17.95.

Although this work covers only 56 taxa (54 to species level), the author has made every effort in her selection of taxonomic and ecological criteria of mainly sandstone lichens to reflect this locally important and relatively rich habitat for lichens. White Rocks, consisting of an east-west orientated sandstone shelf (c. 1 km in length) flanked by a second exposure (< 1 km in length) to the east, lies in a c. 100-acre (c. 40 hectares) protected site within an otherwise agricultural and urban landscape. Hence this site provides an oasis of considerable geological and biological significance worthy of study and conservation.

This guide not only promotes interest in these fascinating organisms, but also provides detailed macroscopic, microscopic and lichen chemistry information for their identification, supported by photographs of some salient features. Each lichen is portrayed on a two-page spread with a colour photograph to the left and text to the right. Since lichens can be difficult to identify, particularly from photographs, a dichotomous key to all the selected taxa is also provided; this will prove to be of particular

importance since three-quarters of the taxa covered are crustose, including eight with a more or less placodioid margin, the photographs of which, although colourful, are of variable quality and therefore likely to be of limited taxonomic value. Photographically, more representative areas of the thallus and scale (not indicated) useful for identification should have been selected more carefully, and the few insets (e.g. *Lecanora garovaglii*) are of little or no value in highlighting additional diagnostic features; furthermore, *Xanthomendoza fallax*, *Rhizoplaca chrysoleuca* and *Physciella melanchra*, for example, are illustrated at an over-magnified scale, and numerous characteristic features of other lichens are lacking or poorly represented. This is a delightful book to accompany a visit to White Rocks, and will be of undoubted value locally, but its function as a general field or laboratory guide will be limited.

Despite the above reservations, this book is a helpful and attractive introduction to lichens since, as well as providing a succinct but informative overview of White Rocks, it has sections (10 pages) on lichen biology in general, including reproduction, growth forms and substrates. An appendix contains (1) a 'Checklist of the Lichens of White Rocks' (i.e. 56 taxa) with entry given an abundance scale, (2) a dichotomous key, (3) a glossary and (4) a useful list of cited literature (66 entries), as well as an index.



Mark R. D. Seaward, Bradford



# ORBITUARY

## HANS-VOLDEMAR TRASS 2 MAY 1928 – 14 FEBRUARY 2017



Hans-Voldemar Trass, the grand old man of Estonian lichenology, died on February 14<sup>th</sup> at the age of 88. With his death the lichenological community lost a prominent member who had admired lichens and studied them throughout his long life.

Hans grew up in the suburbs of Tallinn, capital of Estonia. During the early years he spent much time in nature, collecting lichens—among other things—together with his classmate and good friend, and later, prominent mycologist Erast Parmasto. In 1947–1952 Hans Trass studied biology in the University of Tartu where he chose botany as his main speciality. His diploma paper (= master paper) presented a review of *Cladonia* species in Estonia. Three years later, in 1955, Hans defended his first scientific degree (candidate of biology, a substitute for Ph.D. in the former Soviet Union). The subject of his candidate thesis was “Flora and vegetation of the West-Estonian eutrophic mires”; the topic was important at that moment as mires were considered a potential economic benefit during this period. In his second degree, a doctoral degree of biology, Hans returned to lichens and presented the thesis titled “The analysis of the Estonian lichen flora” (1969). In this major research contribution, the first total list of Estonian lichens (comprising 677 species) was presented, together with an analysis of geographical flora elements and a survey of the post-glacial development of lichen biota in Estonia. This thesis gained the wide appreciation of his colleagues throughout the Soviet Union, and became a kind of model for several later treatments of local lichen floras throughout the country. Hans had two favourite families among lichens, Cladoniaceae and Physciaceae, both rich in species and both plagued by complicated systematics. In addition to his studies of Estonian lichens, Hans led expeditions to several remote areas of Russia, such as the Taymyr Peninsula in the Far North, Kamchatka Peninsula and Primorsky Krai in the Far East, the surroundings of Lake Baikal in Siberia, etc. He had an unusually sharp eye, and a

good hand for collecting rare or even undescribed lichen species. The best known of these is *Cladonia alinii* Trass, described from the Sikhote-Alin Mountain Range in Primorye in 1978. He also promoted the study of lichens as pollution monitors and developed his own Index of Poleotolerance (IP) based on quantitative analyses of study squares, in which both degree of coverage and pollution tolerance level of each species is determined.

Hans Trass worked as a lecturer at the University of Tartu for nearly forty years (1955–1994); in 1971 he was promoted to the position of professor, and for more than thirty years, he acted as the head of the Department of Botany. In 1975 he became a corresponding member of the Estonian Academy of Sciences; twice, during 1964–1973 and 1985–1991, he was the president of the Estonian Naturalists' Society; in 1998 he received an Order of Merit of the White Star, III class (national honour medal); and in 2006 he was elected an honour citizen of Tartu, where he lived for a total of seventy years. But of all his numerous rewards, Hans appreciated most highly the Acharius Medal, which was ascribed to him in Sweden in 1992, during the 2<sup>nd</sup> IAL symposium “to honour his lichenological research, effective teaching and ... his most useful activities in promoting international cooperation in lichenology” (Teuvo Ahti in the presentation speech).

Hans Trass was a charismatic person of wide interests and many talents. Besides lichenology, he was also engaged in vegetation studies, as exemplified by his 1976 book, “Vegetation science: history and contemporary trends of development” (in Russian), which received wide the respect of ecologists in both the Soviet Union and abroad. Hans loved music, and he also wrote hundreds of short commentaries about literature, theatre and music—but also about everyday life in several newspapers and journals. In addition, in his later years, he published two memory books (in Estonian; in 2002 and 2010).

Hans will be greatly missed by his wife Raine Loo, two children, and grandchildren. We, his closest colleagues, remember him at every step—we are surrounded by his lichen herbarium with thousands of samples; his vast lichenological library including an old-fashioned, but most valuable, collection of reprints; and, finally, we have our memories of jointly spent years.



Hans Trass in Tartu in 2009 (Photo: *Tiina Randlane*).

*Tiina Randlane & Jüri Martin*

## PERSONALIA

### CONGRATULATIONS EDIT FARKAS!

**Edit Farkas** successfully defended her higher/academic doctoral title on December 12, 2016.

The title of her dissertation is: A bioindikáció, a biodiverzitás és a kémiai diverzitás összefüggései a lichenológiában. Akadémiai nagydoktori értekezés, [Bioindication, biodiversity and chemical diversity – lichenological aspects. Doctor of the Hung. Acad. of Sci. thesis, Hungarian] 112 pp., Vácrátót, 2015.



Edit Farkas with her husband Dr. László Lőkös after the defence (Curator of the Lichen Herbarium BP, Department of Botany, Hungarian Natural History Museum, Budapest) (*Photo: Nóra Varga*).



Edit Farkas with Prof. Tamás Pócs, academician who was the president during the defence (*Photo: Nóra Varga*).



The whole process was approved by the necessary committees, and the decision became official on March 24, 2017; she became a Doctor of the Hungarian Academy of Sciences (DSc) on that date. As a result she has worked as a "scientific advisor" in the Institute of Ecology and Botany (MTA Centre for Ecological Research, Hungarian Academy of Sciences) since April 1, 2017.

*The Editor*

## NEW PHD THESIS FROM GOETHE UNIVERSITY, FRANKFURT

**Garima Singh** defended her PhD thesis, "Evolution of the lichen-forming genus *Protoparmelia*" on June 9th, 2017 in Frankfurt am Main, Germany. Garima held a dissertation stipend by the German Academic Exchange Service (DAAD), and worked in the lab group of Imke Schmitt at Senckenberg Biodiversity and Climate Research Centre in Frankfurt. She was interested in the effect of climate on fungal-algal association patterns in lichens. In her dissertation, she reconstructed a phylogeny of the genus *Protoparmelia*, assessed species delimitation in fungal and algal partners using coalescent-based methods, and analyzed symbiont association patterns and co-phylogeny in different climatic regions. The thesis is based on three published papers of which Garima is the first author: *Fungal Biology* 117: 715-721 (2013); *PLoS ONE* 10: e0124625 (2015); and *New Phytologist* 214: 317-329 (2017). Other lichenologists who attended the defense were Francesco Dal Grande, Anjali Meiser, Anna Sadowska-Des, Christian Printzen, and Elisa Lagostina.



After Garima's PhD defence.

*Imke Schmitt*



## NEW PHD THESIS FROM UNIVERSITY OF GRAZ, AUSTRIA

**Philipp Resl** (University of Graz, Austria) successfully defended his doctoral thesis entitled “The evolution of substrate affinity in trapelioid lichen-forming fungi” on June 12<sup>th</sup>, 2017. Philipp studied causes and consequences of long-lasting associations of lichens with their substrates by applying phylogenetic, phylogenetic-comparative and comparative-genomic methods. The thesis was prepared under supervision by Helmut Mayrhofer and Toby Spribille (co-supervisor). The audience enjoyed the vital discussion of recent methodological approaches in lichenology with examiner Imke Schmitt. The post-defense celebration took place under a cloudless sky in the Botanical Garden of Graz.



Philipp Resl after PhD defence (Photo: Josef Resl).

*Martin Grube*

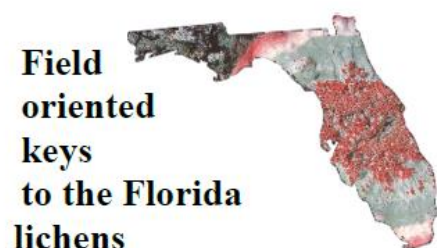
## ROGER ROSENRETER UPDATE

Roger Rosentreter, Ann M. DeBolt and Barry Kaminsky have produced a “field oriented keys to the Florida lichens” with photos. It can be downloaded from:

<http://www.flmnh.ufl.edu/herbarium/lib/libsrch.asp>

Roger is working at Boise State University part-time. He is also working on the biocrust flora and ecology in southern Idaho by vegetation type and looking at how it is influenced by *Bromus tectorum*, cheatgrass.

*Roger Rosentreter*



Roger Rosentreter, Ann M. DeBolt,  
& Barry Kaminsky

December 12, 2015 Version  
Boise State University  
Field oriented keys to Florida Lichens

Alliance of  
**Natural History  
Museums of Canada**



Alliance des  
**musées d'histoire  
naturelle du Canada**

**MEDIA RELEASE**

**RELEASE DATE: OCTOBER 25, 2016**

## **NEW BRUNSWICK MUSEUM RESEARCH CURATOR RECIPIENT OF THE 2016 BRUCE NAYLOR AWARD**

**Dr. Stephen Clayden** is the 2016 recipient of the Alliance of Natural History Museum's (ANHMC)

Bruce Naylor Award. The award is given annually to an individual or individuals to recognize achievement of national or international significance in the field of natural history in Canada. The award will be presented to Dr. Clayden at the annual ANHMC reception hosted by the Speaker of the House on Parliament Hill on October 25th. Well known in New Brunswick, Canada and internationally, Dr. Stephen Clayden is the Museum's Research Curator and Head of the Botany and Mycology Section at the New Brunswick Museum in Saint John, New Brunswick.

Nominated by his peers, Dr. Clayden has devoted a 30-year career to advancing understanding of the flora of Atlantic Canada. There is no other botanist in Canada with his breadth of knowledge of the vegetation of the Atlantic Canadian region. This is most evident in his varied publications that span fungi, through green plants to forest ecosystems. This deep understanding of New Brunswick forests has led directly to the creation of Protected Natural Areas in New Brunswick, as well as a namesake beetle, *Thamiaraea claydenii*, recently described from New Brunswick Silver Maple stands. A specialist on lichens, Dr. Clayden's research has been mainly concerned with the floristics and biogeography of Atlantic Canada. Nonetheless, his output has also included studies of lichens from mountainous habitats as far afield as Snowdonia in North Wales and northeastern Iran.

Over the past three decades, as a museum curator, Clayden has daily fielded botanical questions from the public and the media, answering thousands of questions about the fungi and plants of the Atlantic region. Communicating botanical information has led to a long-term cross appointment at the University of New Brunswick and to teaching at the renowned Humboldt Field Research Institute in Maine. Although Dr. Clayden's tutelage has encouraged a number of younger botanists to enter the field, his most lasting legacy may be his tireless efforts to develop and expand the herbarium resources of the New Brunswick Museum, which now numbers some 125,000 specimens.

The ANHMC is a national network of natural history museums and similar institutions dedicated to the preservation and understanding of Canada's natural heritage and the enhancement of the benefits museums provide to the people of Canada.

For more information and to arrange interviews, contact:

Elizabeth McCrea, Alliance of Natural History Museums of Canada, (613) 410-1199 / [mccrealiz@gmail.com](mailto:mccrealiz@gmail.com)

*David Richardson*

## NEW IAL MEMBERS

**James Hagan;** 1040 Woodview Road; Burr Ridge; IL 60527; USA; [jhphd50@aol.com](mailto:jhphd50@aol.com)

**Shravanakumar S;** Asian Nature Conservation Foundation (ANCF); c/o Centre for Ecological Sciences, Indian Institute of Science, Bangalore-560012; India; [k.shravanakumar@yahoo.com](mailto:k.shravanakumar@yahoo.com)

**Lada Malek;** 137 Ray Blvd; Thunder Bay; ON P7B 4C5; Canada; e-mail: [lada.malek@gmail.com](mailto:lada.malek@gmail.com)

**Mindy Finlay;** 2720 Florence Lane NW; Bemidji, MN 56601; USA; [MindyPhillips1984@gmail.com](mailto:MindyPhillips1984@gmail.com)

**Dean Strotz;** Wettingerwies 2; CH-8001 Zürich; Switzerland; [dean.strotz@2-1-3.com](mailto:dean.strotz@2-1-3.com)

## MEMBERSHIP FEE

This issue is distributed to members that paid their dues until December 2016. As the Newsletter will be sent only to IAL members, I would like to remind you to renew your membership as soon as possible. People wishing to renew their membership or become members of IAL are requested to send their subscription (one payment of 40 USD or 30 € for period 2016-2020) using PayPal or by bank transfer. All details available at <http://www.lichenology.org/>.

*The Editor*

## LIST OF SOCIETIES

**Australasia:** Australasian Association for Lichenology. Info: W.M. Malcolm, Box 320, Nelson, New Zealand 7040. Phone: (+64) 3-545-1660, e-mail: [nancym@clear.net.nz](mailto:nancym@clear.net.nz)  
Journal: *Australasian Lichenology*, web-page: <http://nhm2.uio.no/botanisk/lav/RLL/AL/>

**Brazil:** Grupo Brasileiro de Liquenólogos (GBL). Info: Marcelo P. Marcelli, Instituto de Botânica, Seção de Micologia e Liquenologia, Caixa Postal 4005, São Paulo – SP, Brazil 01061-970. Fax: (+55)-11-6191-2238, phone: (+55)-11-5584-6304 (institute), 218-5209 (home), e-mail: [mpmarcelli@msn.com](mailto:mpmarcelli@msn.com)

**Central Europe:** Bryologisch-lichenologische Arbeitsgemeinschaft für Mitteleuropa (BLAM). Contact: Volker John, Pfalzmuseum für Naturkunde, Hermann-Schäfer-Straße 17, D-67098 Bad Dürkheim, Germany, e-mail: [V.John@pfalzmuseum.bv-pfalz.de](mailto:V.John@pfalzmuseum.bv-pfalz.de), web-page: [http://www.blam-hp.eu/home\\_en.html](http://www.blam-hp.eu/home_en.html)  
Journals: *Herzogia*, *Herzogiella*, web-page: <http://www.blam-hp.eu/herzogia.html>

**Colombia:** Grupo Colombiano de Liquenología (GCOL). Info: Bibiana Moncada. E-mail: [bibianamoncada@gmail.com](mailto:bibianamoncada@gmail.com); web page: <http://grupocolombianodeliquenologia.blogspot.com/>

**Czech Republic:** Bryological and Lichenological Section of the Czech Botanical Society. Chairperson: Svatava Kubešová, e-mail: [svata.kubesova@gmail.com](mailto:svata.kubesova@gmail.com), web-page: <http://botanika.bf.jcu.cz/bls/english/index.html>  
Journal: *Bryonora*, web-page: [http://botanika.prf.jcu.cz/BLS/bryonora\\_en.php](http://botanika.prf.jcu.cz/BLS/bryonora_en.php)



**Ecuador:** Grupo Ecuatoriano de Liquenología (GEL). Info: Alba Yanez, e-mail: [albayanez8@gmail.com](mailto:albayanez8@gmail.com); web page: <http://grupoecuadorianodeliquenologia.blogspot.com/>

**Finland:** Lichen Section, Societas Mycologica Fennica. C/o: Botanical Museum (Lichenology), P.O. Box 7, FI-00014, Helsinki University, Finland. Info: Teuvo Ahti, e-mail: [teuvo.ahiti@helsinki.fi](mailto:teuvo.ahiti@helsinki.fi)

Journal: *Karstenia*, web-page: <http://www.karstenia.fi/index.php>

**France:** Association française de Lichénologie (AFL). Président: Jean-Pierre Gavériaux, e-mail: [jp.gaveriaux@numericable.fr](mailto:jp.gaveriaux@numericable.fr), web-page: <http://www.afl-lichenologie.fr>.

Bulletin: *Bulletin d'Informations de l'Association française de lichénologie* (deux Bulletins annuels), web-page: [http://www.afl-lichenologie.fr/Afl/Publications\\_afl.htm](http://www.afl-lichenologie.fr/Afl/Publications_afl.htm)

**Great Britain:** The British Lichen Society (BLS). C/o: Department of Botany, The Natural History Museum, Cromwell Road, London SW7 5BD, UK. President: Dr. A. Pentecost. Secretary: P.A. Wolseley. For membership go to <https://my.britishlichensociety.org.uk/>, Society web-page: [www.britishlichensociety.org.uk/](http://www.britishlichensociety.org.uk/)

Journal: *The Lichenologist* (accessible via Cambridge Core <https://www.cambridge.org/core/journals/lichenologist>); *British Lichen Society Bulletin*

**Italy:** Società Lichenologica Italiana (SLI). President: Sonia Ravera, via del Labaro 54, I-00188 Roma, e-mail: [presidente@lichenologia.eu](mailto:presidente@lichenologia.eu), web-page: <http://www.lichenologia.eu/>

Journal: *Notiziario della Società Lichenologica Italiana* (in Italian), web-page: [http://www.lichenologia.eu/index.php?procedure=pubbl\\_not](http://www.lichenologia.eu/index.php?procedure=pubbl_not)

**Japan:** The Japanese Society for Lichenology (JSL). President: Kunio Takahashi, contact email (secretary): [kawahara@kansai-u.ac.jp](mailto:kawahara@kansai-u.ac.jp), web-page: <http://www.lichenology-jp.org/index.php/en/>

Journal: *Lichenology*, web-page: <http://www.lichenology-jp.org/index.php/en/journal/>

Lichenological Society of Japan (LSJ). Secretary: Nobuo Hamada, e-mail:

[MXI00715@nifty.com](mailto:MXI00715@nifty.com), web-page: <http://home.hiroshima-u.ac.jp/lichen/aboutlsj.htm>

**The Netherlands:** Dutch Bryological & Lichenological Society (Bryologische +Lichenologische Werkgroep, BLWG). Contact: L.B. (Laurens) Sparrius, contact e-mail: [sparrius@blwg.nl](mailto:sparrius@blwg.nl), web-page: <http://www.blwg.nl>

Journals: *Buxbaumiella* and *Lindbergia*, web-pages: [www.buxbaumiella.nl](http://www.buxbaumiella.nl) (open access) and [www.lindbergia.org](http://www.lindbergia.org) (open access)

**Nordic Countries:** Nordic Lichen Society (Nordisk Lichenologisk Förening, NLF). President: Ulrik Søchting, e-mail: [ulriks@bio.ku.dk](mailto:ulriks@bio.ku.dk), web-page:

<http://nhm2.uio.no/lichens/nordiclichensociety/>

Journal: *Graphis Scripta*, web-page: see NLF web page

**North America:** American Bryological and Lichenological Society, Inc. (ABLS). President: Larry St. Clair, contact e-mail: [swwolf@wisc.edu](mailto:swwolf@wisc.edu), web-page: <http://www.abls.org/>

Journals: *Evansia* & *The Bryologist*, web-page: <http://www.abls.org/publications.html>

**North America, Northwest:** Northwest Lichenologists (NWL). Info: Bruce McCune, contact e-mail: [bruce@salal.us](mailto:bruce@salal.us), web-page: <http://www.nwlichens.org>

Newsletter: *Northwest Lichenologists Newsletter*, web-page: <http://www.nwlichens.org>



**North America, California:** The California Lichen Society (CALs). President:, contact e-mail: [president@californialichens.org](mailto:president@californialichens.org), web-page: <http://californialichens.org/>  
Bulletin: *Bulletin of the California Lichen Society*, web-page: [http://californialichens.org/?page\\_id=15](http://californialichens.org/?page_id=15)

**North America, East:** Eastern Lichen Network. Info: Marian Glenn, e-mail: [glennmar@shu.edu](mailto:glennmar@shu.edu), web-page: <http://www.nybg.org/bsci/lichens/elN/>

**Poland:** Lichenological Section of the Polish Botanical Society (Polskie Towarzystwo Botaniczne). President: Martin Kukwa, e-mail: [dokmak@ug.edu.pl](mailto:dokmak@ug.edu.pl), web-page: <http://www.porosty.varts.pl/>

**Slovakia:** Slovak Botanical Society – Lichenological Working Group, c/o Institute of Botany, Slovak Academy of Sciences, Dúbravská cesta 9, 841 01, Bratislava 4, Slovakia. Info: Alica Košuthová, e-mail: [alica.kosuthova@savba.sk](mailto:alica.kosuthova@savba.sk), web-page: <http://sbs.sav.sk/>  
Journal: *Bulletin Slovenskej botanickej spoločnosti*, web-page: <http://sbs.sav.sk/SBS1/content.html>; <http://ibot.sav.sk/lichens/>

**South America:** Grupo Latino Americano de Liquenólogos (GLAL). Info: Susana Calvelo, e-mail: [scalvelo@crub.uncoma.edu.ar](mailto:scalvelo@crub.uncoma.edu.ar)  
Journal: *GLALIA*, web-page <http://nhm2.uio.no/botanisk/lav/RLL/GLALIA/>

**Spain:** Sociedad Española de Liquenología (SEL). President: Isabel Martínez, e-mail: [isabel.martinez@urjc.es](mailto:isabel.martinez@urjc.es), secretary: Sergio Pérez-Ortega, e-mail: [sperezortega@rjb.csic.es](mailto:sperezortega@rjb.csic.es), web-page: <http://www.ucm.es/info/seliquen/>  
Journal: *Clementeana*, web-page: <http://www.ucm.es/info/seliquen/cl.htm>

**Sweden:** Svensk Lichenologisk Förening (SLF). President: Martin Westberg, e-mail: [martin.westberg@nrm.se](mailto:martin.westberg@nrm.se), web-page: <http://www.sbf.c.se/slf/>  
Bulletin: *Lavbulletin*, web-page: <http://www.sbf.c.se/slf/Bulletinen.html>; see also *Svensk Botanisk Tidskrift*, web-page: <http://www.sbf.c.se/index.php?id=122>

**Switzerland:** Swiss Association of Bryology and Lichenology (BRYOLICH). President: Ariel Bergamini, e-mail: [praesidium@bryolich.ch](mailto:praesidium@bryolich.ch), web-page: [http://www.bryolich.ch/index\\_en.html](http://www.bryolich.ch/index_en.html)  
Journal: *Meylania*, web-page: [http://www.bryolich.ch/meylania/meylania\\_en.html](http://www.bryolich.ch/meylania/meylania_en.html)

**Venezuela:** Grupo Venezolano de Liquenólogos (GVL). Info: Jesús Hernandez, e-mail: [Jeshernandezm@gmail.com](mailto:Jeshernandezm@gmail.com), web-page: [www.bit.ly/lqvzla](http://www.bit.ly/lqvzla)

# IAL ADVISORY COMMITTEE IS UNDER CONSTRUCTION

**Auditor:** Ulf Arup, Botanical Museum, Lund University, Sölvegatan 37, 223 62 Lund, Sweden.  
Email: [ulf.arup@biol.lu.se](mailto:ulf.arup@biol.lu.se)

**Vice Auditor:** Starri Heidmarsson, Icelandic Institute of Natural History, Akureyri Division, Borgir  
vid Nordurslod, IS-600 Akureyri. Iceland. Email: [starri@ni.is](mailto:starri@ni.is)

## **IAL Nomination Committee:**

Rebecca Yahr, Royal Botanic Garden Edinburgh, 20A Inverleith Row, Edinburgh, EH3 5LR, U.K.  
Email: [r.yahr@rbge.org.uk](mailto:r.yahr@rbge.org.uk)

Toby Spribille, Division of Biological Sciences, University of Montana, 32 Campus Drive,  
Missoula, MT 59812, U.S.A. Email: [toby.spribille@mso.umt.edu](mailto:toby.spribille@mso.umt.edu)

Jolanta Miadlikowska, Department of Biology, Duke University, 137 Bio Sciences, 130 Science  
Drive, Durham, NC 27701, USA. Email: [jolantam@duke.edu](mailto:jolantam@duke.edu)

## **The cover-page illustration**

Representative of *Cora* (*Basidiomycota*: *Agaricales*: *Hygrophoraceae*) – a megadiverse lichen  
genus from the tropics (*Photo: Martin Kukwa*).