





55" professional 24/7 white touch display with 20 compatible touch points

Incorporating the InfraRed touch technology along with supreme IPS panel colour performance, this display offers the optimum performance for a truly multi-user interactive experience. With the ability to handle up to 20 individual touch points, the TH5565MIS-W1AG offers an exceptional capacity within Retail, Education, Training, Corporate and B2B markets. Features include an ambient light sensor delivering optimal picture quality with the added benefit of saving on power. Incorporating 4mm Protection Glass and AG-coating the display can handle harshest environments from the classroom to Public Domain Retail installation. Landscape and Portrait friendly, with OSD portrait mode support, TH5565MIS-W1AG is designed for a continuous operation. A perfect solution for Interactive Digital Signage.



IPS

IPS displays are best known for wide viewing angles and natural, highly accurate colours. They are especially suited for colour-critical applications.



Touch technology - Infrared

The infrared technology uses infrared backlight. A touch event is registered with great accuracy when the infrared light is blocked by finger or stylus. This technology does not rely on an overlay or substrate, so it is impossible to physically "wear out" the touchscreen. Moreover the display characteristics remain virtually unaffected by the touch functionality.

01 DISPLAY CHARACTERISTICS

Diagonal	54.6", 138.8cm
Panel	IPS LED, AG coated glass
Native resolution	1920 x 1080 (2.1 megapixel Full HD)
Aspect ratio	16:9
Panel brightness	450 cd/m ²
Brightness	400 cd/m ² with touch
Light transmittance	88%
Static contrast	1100:1
Response time (GTG)	12ms
Viewing zone	horizontal/vertical: 178°/178°, right/left: 89°/89°, up/down: 89°/89°
Colour support	16.7mln
Horizontal Sync	30 - 83kHz
Viewable area W x H	1209.6 x 680.4mm, 47.6 x 26.8"
Pixel pitch	0.63mm
Bezel colour and finish	white, matte

02 TOUCH

Touch technology	infrared
Touch points	20 (HID, only with supported OS)
Touch method	stylus, finger, glove
Touch interface	USB
Supported operating systems	All iiyama monitors are Plug & Play and compatible with Windows and Linux. For details regarding the supported OS for the touch models, please refer to the driver instruction file available in the downloads section.

03 INTERFACES / CONNECTORS / CONTROLS

Analog signal input	VGA x1 Component video x1 RCA Composite x1
Digital signal input	HDMI x3
Audio input	RCA (L/R) x1 Mini jack x1
Monitor control input	RS-232c x1 RJ45 (LAN) x1 IR x1
Analog signal output	Component video x1 RCA Composite x1
Digital signal output	HDMI x1 (daisy chain)
Audio output	RCA (L/R) x1 Speakers 2 x 10W
Monitor control output	RS-232c x1 IR loop through x1
HDCP	yes

04 FEATURES

Max. non-stop operating time	24/7
Media playback	yes

Glass thickness	4mm
-----------------	-----

Housing (bezel)	metal
-----------------	-------

Brightness sensor	yes
-------------------	-----

05 GENERAL

OSD languages	EN, DE, FR, CN, RU, JP, CZ, NL, PL
---------------	------------------------------------

User controls	picture (picture mode, backlight, contrast, brightness, saturation, hue, sharpness, sharpness booster, colour temp., noise reduction, reset, adv. colour settings, base colour adj., adaptive contrast, ambient light sensor) sound (balance, adv. sound settings, HDMI audio, spectrum analyser, media player, schedule, display wall) setting (language, network settings, control setting, set monitor ID, energy saving settings, aspect, VGA settings, freeze, blue screen, touch feature, anti image retention, OSD rotation, OSD info box, IR out, opening logo, information, all reset)
---------------	---

Plug&Play	DDC2B
-----------	-------

06 MECHANICAL

Orientation	landscape, portrait
-------------	---------------------

Fanless design	yes
----------------	-----

VESA mounting	400 x 400mm
---------------	-------------

07 ACCESSORIES INCLUDED

Cables	power, VGA, USB, HDMI
--------	-----------------------

Touch pen	x3
-----------	----

Guides	quick start guide, safety guide
--------	---------------------------------

Remote control	yes (batteries included)
----------------	--------------------------

08 POWER MANAGEMENT

Power supply unit	internal
-------------------	----------

Power supply	AC 100 - 240V, 50/60Hz
--------------	------------------------

Power usage	106W typical, 0.5W stand by, 0.5W off mode
-------------	--

09 SUSTAINABILITY

Regulations	CB, CE, TÜV-Bauart, RoHS support, ErP, WEEE, CU, REACH
-------------	--

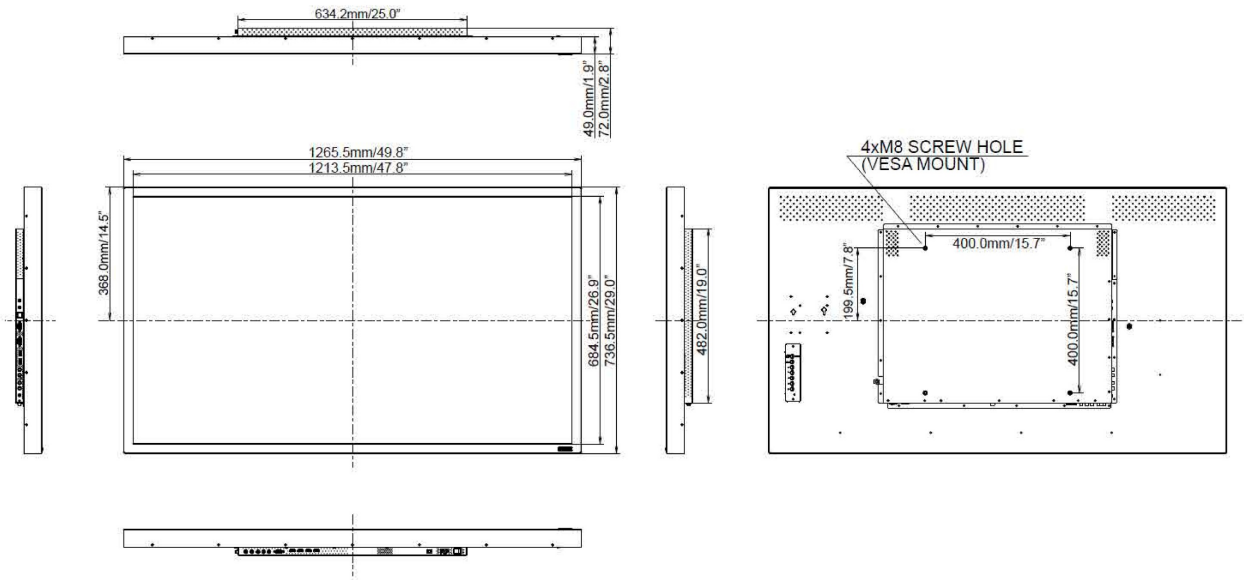
REACH SVHC	above 0.1%: Lead
------------	------------------

10 DIMENSIONS / WEIGHT

Product dimensions W x H x D	1265.6 x 736.5 x 72mm
------------------------------	-----------------------

Weight (without box)	37.5kg
----------------------	--------

EAN code	4948570114801
----------	---------------



All trademarks and registered trademarks acknowledged. E & O E. Specification subject to change without notice. All LCD's comply with ISO-9241-307:2008 in connection with pixel defects.

© IYAMA CORPORATION. ALL RIGHTS RESERVED