

Logitech Alert™ 750i Master System

The complete video security system
you can set up yourself



Feel more secure, even when you aren't around.

Logitech Alert Master System 750i comes with everything you need to help protect what's important to you—smart cameras, powerful software, and the ability to keep you informed.

Set up is simple and takes just minutes. HomePlug® networking uses your existing electrical wiring and outlets to connect the camera to your network without new wires or configuration hassles.

There's no charge to view live video from your system from Internet-connected computers. And should someone or something move in front of a camera, video is recorded directly to the camera's microSD® card, and you'll receive an alert to your e-mail address and mobile phone.

Set it up yourself, count on it when you need it.

Visit Logitech.com/Security for more information and availability.

Camera highlights

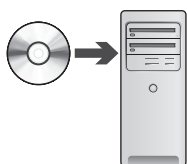
- HD video recording
- Records audio
- Motion detection zones & motion-triggered alerts
- Free live viewing from Internet-connected PCs & mobile phones
- microSD™ card stores video, even when the PC is off
- Securely sends live video to the free Web Viewer

System highlights

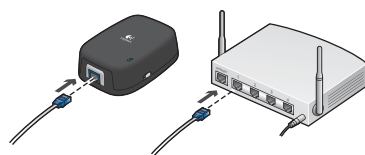
- Watch and listen to live camera footage
- Watch and listen to recorded video
- Focus in on what's happening using digital pan-tilt-zoom
- Set alerts to be sent automatically to one or more e-mail addresses
- Expand your system up to six cameras
- PC free recording

Simple Setup

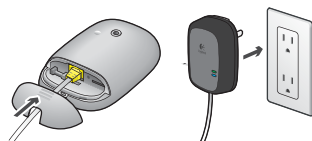
- ① Install Alert Commander Software



- ② Connect network adapter to router and connect power supply to camera

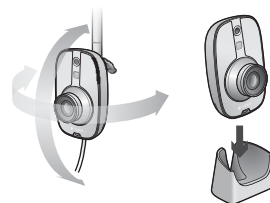



Network adapter to router



Power supply to camera

- ③ Mount the camera on a window, wall, ceiling, or desktop/shelf



Subscriptions

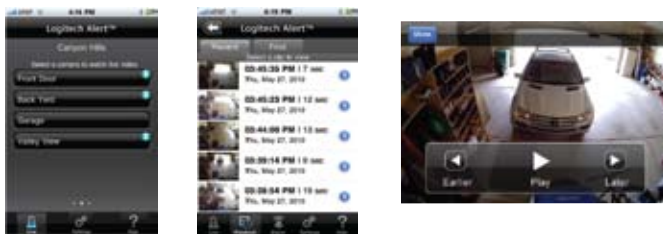
Logitech Alert™ Web Commander

Web Commander turns any Internet-connected computer into a control center for your system. Your paid subscription lets you manage your cameras, review your recorded video, and get notices of system status. Comes bundled with Mobile Commander. Visit <http://alert.logitech.com> for subscription and availability information. Free trial available.



Logitech Alert™ Mobile Commander

When you can't be at a computer, you can check on your system from iPhone, BlackBerry, or Android phones using Mobile Commander. Your paid subscription lets you manage your cameras, review your recorded video, and get notices of system status. Comes bundled with Web Commander. Visit <http://alert.logitech.com> for subscription and availability information. Free trial available.



Mix and match Alert and Outdoor Cameras

No need to limit your security coverage to a single camera. Your Logitech Alert system is designed to be easily expandable. You can mix and match up to six cameras—indoors and out.

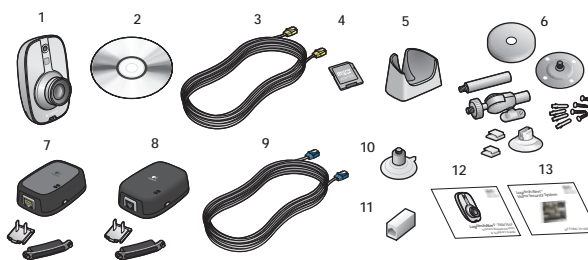


Alert 700i Add-On



Alert Outdoor 700e Add-On

What's in the box



- 1 Logitech Alert Camera
- 2 Software install CD
- 3 Power supply cable (yellow tips)
- 4 microSD™ card adapter
- 5 Desktop stand
- 6 Mounting accessories
- 7 Camera power supply
- 8 Network adapter
- 9 Network adapter cable (blue tips)
- 10 Suction cup
- 11 Power supply cable extender
- 12 System Requirements Guide
- 13 Getting to Know Guide

System requirements

CPU Speed:	2 GHz
Memory (GB):	1
Display Resolution:	1024 x 720 or higher
Hard Drive (MB):	100 MB for software and minimum of 2GB/camera for video storage
Operating System:	Microsoft® Windows® Vista™, XP Home Edition, XP Pro, or XP Media Center Edition (SP3), Windows® 7
Web Viewer / Commander	Flash® Player (free download)

Camera features

Processing Power:	367 MHz DSP
Onboard Image Encoding:	H.264, MJPEG
Onboard Image Processing:	Motion detection up to 16 zones, Auto brightness
Sensor Resolution:	1600 x 1200
Viewable Resolution:	960 x 720, depending on your settings
Frame Rate:	15 frames/second
Bit Rate:	Compressor dependant
Color Depth:	8 bits

Lens

Focus:	Preset
Viewing angle:	132° (diagonal)
Firmware updates:	Manual
Communications:	(to power supply) Ethernet; TCP/IP
Pan angle:	Software selectable

Operating environment

The Alert camera 700i meets requirements for indoor use and is not qualified for outdoor or other extreme environments.

Temperature Range

Operating:	+32°F to +113°F (0°C to +45°C)
Storage:	-4°F to +140°F (-20°C to +60°C)
Humidity (storage and operating):	5% to 90% (relative; non-condensing)

Power Supply to camera cabling

Included cable:	CAT-5e, RJ-45 connectors, 10 feet (3 m)
User provided requirements:	CAT-5e or better, RJ-45 connectors, up to 100 feet (30 m)
Connector pin out:	Per IEEE 802.3
Property Size:	Up to 8,000 square feet

Physical metrics

Power consumption:	3 watts
Voltage:	90-264 Volts AC, 50Hz,60 Hz

Camera body dimensions

Height:	Height: (11.35 cm); Width (7.15 cm); Depth: (4.53cm)
Weight:	3.7 oz (105 g)

Power supply dimensions

Height:	Height:(11.3 cm); Width:(8 cm); Depth:(4.6 cm)
Weight:	6.5 oz (185 g)

Box dimensions

222mm (w) x 252mm (h) x 96mm (depth)