

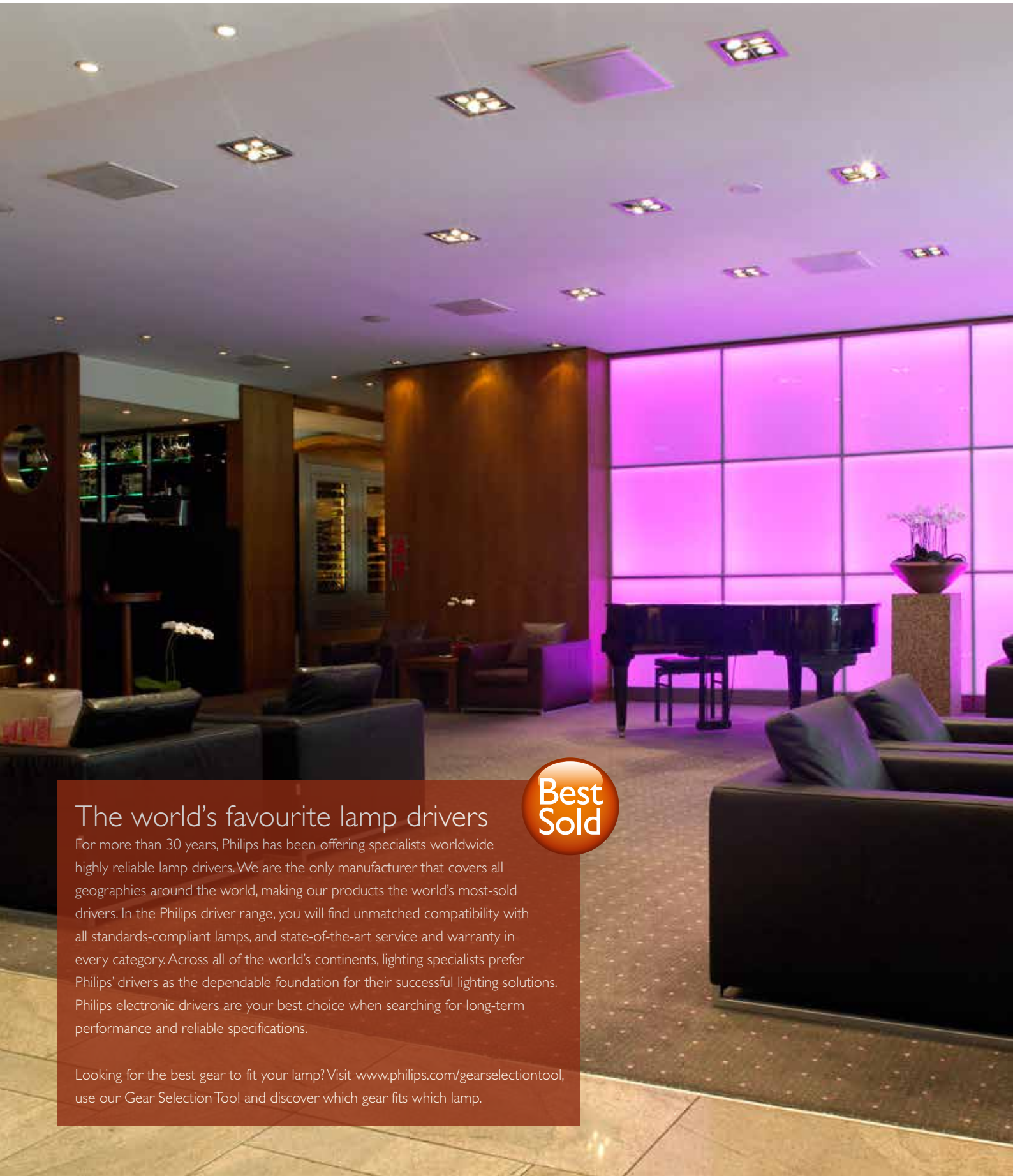
Best
Sold



Philips Lamp Drivers & Lighting Controls

Philips electronic & electromagnetic solutions -
designed for faster and easier installation

PHILIPS



Best
Sold

The world's favourite lamp drivers

For more than 30 years, Philips has been offering specialists worldwide highly reliable lamp drivers. We are the only manufacturer that covers all geographies around the world, making our products the world's most-sold drivers. In the Philips driver range, you will find unmatched compatibility with all standards-compliant lamps, and state-of-the-art service and warranty in every category. Across all of the world's continents, lighting specialists prefer Philips' drivers as the dependable foundation for their successful lighting solutions. Philips electronic drivers are your best choice when searching for long-term performance and reliable specifications.

Looking for the best gear to fit your lamp? Visit www.philips.com/gearselectiontool, use our Gear Selection Tool and discover which gear fits which lamp.



Introduction

The majority of lamps need additional lamp drivers for proper operation. These components have a large impact on the lamp performance. It can add functionality (e.g. dimming), increase comfort (e.g. elimination of lamp flickering) or reduce costs (energy savings, increase of lamp life).

Today, we all know that our energy consumption comes at a price. Commercial, institutional and industrial buildings account for about half of total energy consumption; up to 35% of the electricity used in an office building, for example, is spent on lighting. Lighting controls are key to creating lighting solutions that make the maximum difference in terms of cutting energy usage.

Increase efficiency by switching from magnetic to electronic drivers. Philips offers a wide and reliable portfolio of energy efficient solutions for indoor and outdoor applications. Implementing electronic technology will bring you substantial benefits like energy savings, lamp life extension (up to 30%), better handling of voltage fluctuations and constant light output over a wide voltage range. Moreover, electronic drivers offer fast, flicker-free ignition of the lamps. The result? No end-of-life flickering, avoidance of stroboscopic effects and reduced eye strain.

Content overview

Lamp Drivers

Electronic fixed output drivers for fluorescent lighting	4
Electronic dimmable drivers for fluorescent lighting	8
Electronic drivers for HID indoor lighting	10
Electronic drivers for HID outdoor lighting	12
Electromagnetic drivers for HID outdoor lighting	14

Lighting Controls

Indoor lighting controls	18
--------------------------	----

Driver to Lamp/Control tables

Electronic fixed output drivers for fluorescent lighting	20
Electronic dimmable drivers for fluorescent lighting	24
Electronic transformers for halogen lighting	26
Electronic drivers for HID indoor lighting	28
Electronic drivers for HID outdoor lighting	30
Electromagnetic drivers for HID outdoor lighting	32
Indoor lighting controls	36
Make the switch	38

Electronic fixed output drivers for fluorescent lighting

Electronic fluorescent drivers from Philips offer an exceptional level of performance with high product quality and reliability. The wide range of Philips solutions covers all applications with T5, T8 and compact fluorescent lamps*. Philips ballasts have been designed to ensure high energy efficiency and optimised to be compatible with lamps from all major lamp manufacturers. Philips electronic fluorescent ballasts are in compliance with all relevant international safety and performance standards.

Product families

HF-Performer Intelligent for MASTER TL5, TL5 ECO, TL5c, TL-D, PL-L

Philips is the pioneer in slim, lightweight high frequency HF intelligent electronic ballast. HF-Performer Intelligent allows TL5 HE and HO lamps of the same length to be exchanged for maximum flexibility in luminaires design and handling. With smart power functionality based on Philips EII technology, HF-Performer Intelligent optimises system efficiency in combination with MASTER TL5 and TL5 Eco lamps. This driver is the most efficient and flexible solution for all your fluorescent lamps!



Benefits and features

- Intelligent lamp recognition: operating different TL5 (HE/HO) with the same length lamp types enabling optimization of logistics
- 100,000 hours lifetime at Ta=50 °C
- Programmed, flicker-free, pre-heated start (< 1.0 s)
- Active power factor correction to ensure constant light, irrespective of mains-voltage fluctuations
- Unlimited on/off switches on one lamp for applications where frequent on/off switching is anticipated (i.e usage of presence detectors devices)
- Suitable for emergency lighting
- Extremely low losses system - fulfils Celma classification EEI A2 BAT

HF-Performer III for MASTER TL5, TL5 ECO, TL-D, PL-L PL-T/C/R

HF-Performer III is a sustainable, slim and high frequency electronic ballast. It provides an efficient, flexible solution for MASTER TL5, TL5 Eco, TL-D, PL-L and PL-T/C/R applications. Ideal for applications where high energy efficiency is required, it's also suitable for venues where lighting creates a comfortable environment and places where a stable, precise and flicker-free light is needed.



Benefits and features

- Multi-wattage lamp operation
- 100,000 hours lifetime at Ta=50 °C
- Programmed, flicker-free, pre-heated start (< 0.5 s)
- Active power factor correction to ensure constant light, irrespective of mains-voltage fluctuations
- Unlimited on/off switches on one lamp for use in applications where high switching frequency is anticipated (i.e usage of presence detectors devices)
- Suitable for emergency lighting
- Extremely low losses system – fulfill Celma classification EEI A2 BAT

* for full lamp/ballast combinations please visit the annexes of this brochure or visit www.philips.com/ballastselector



HF-Selectalume II for MASTER TL5, T5c TL-D, PL-T/C

HF-Selectalume II is the most cost-effective, reliable, slim and affordable fluorescent solution, with highly disruptive technology for energy saving, system flexibility and unsurpassed performance. The cost-saving HF-Selectalume II has a robust design which meets all relevant international safety and performance standards. The HF- S II strain relief is optimized for PL-T/C lamps. HF-Selectalume II is intended for use with indoor lighting fixtures such as spotlights, down lights and, recessed luminaires, which are largely used in office, retail, industry, hotel, restaurant and other applications where control devices are installed with high on/off switching activity.



Benefits and features

- Over 70,000 hours lifetime at Ta=50 °C and over 50,000 on/off switches on one lamp
- Warm start with filament pre-heating (< 1.6 s)
- Active power factor correction to ensure constant light, irrespective of mains-voltage fluctuations
- Optimised for applications where frequent on/off switching is anticipated (more than 50,000 on/off switches on one lamp)(i.e usage of presence detectors devices)
- Suitable for emergency lighting
- Low losses system - fulfils Celma classification EEI A2

* compared to magnetic drivers

The product table on pages 24-27 gives you a complete overview of the features of each product.

Electronic fixed output drivers for fluorescent lighting

Product families

HF-Essential for TL5 & TLD

HF-Essential is the most cost-effective, slim and affordable ballast to reliably operate a fluorescent lamp. It is also the ideal entry-level product for EM system users who want to enjoy the benefits offered by electronic ballasts. The product has an energy efficiency class A2. HF-Essential for applications such as indoor lighting fixtures.



up to
30%*
energy
saving

MULTI-WATTAGE
simply change
the integrated
switch in case
of lamp upgrade

Benefits and features

- Robust design for 45,000 hours lifetime at $T_a=50\text{ }^\circ\text{C}$
- Igniter and capacitor not required; and flicker-free and noiseless
- Automatic restart (after voltage dip or lamp replacement)
- DC emergency operation and EMC compliant to EN 55015 2006 + A1 2007

HF-Matchbox Red for MASTER TL, PL-T/C/S/PL-L/TL5c

HF-Matchbox Red is affordable, reliable, compact, lightweight and high-frequency ballast for system wattages application below 25W in combination with TL mini, TL-D, TL5 and TL5c, PL-T/C, PL-L/S lamps. The HF-M Red range has a robust design and meets all relevant international safety and performance standards and with an energy efficient index (CELMA EEI) = A2.



up to
30%*
energy
saving

Benefits and features

- Multi-lamp ballast: drives all single lamps of different types and wattages (system wattage below 25 W)
- Optimised for applications where frequent on/off switching is anticipated
- Warm start with less than 0.8 sec ignition time
- Up to 40,000 hours at T_a max for improved reliability, reduced maintenance and replacement costs
- Ideal solution for systems using movement/presence controls
- Over 50,000 on/off switches on one lamp (depending on lamp/ballast combination)
- Automatic restart (after voltage dip or lamp exchange)
- Suitable for use in class I or class II luminaires

HF-Matchbox Blue for MASTER TL, PL-T/C/S/PL-L/TL5c

The HF-Matchbox Blue is affordable, reliable, compact, lightweight and high-frequency ballast for system wattages application below 25 W in combination with TL mini, TL-D, TL5 and TL5c, PL-T/C, PL-L/S lamps. The HF-M Red range has a robust design and meets all relevant international safety and performance standards and with an energy efficient index (CELMA EEI) = A2.



up to
30%*
energy
saving

Benefits and features

- Multi-lamp ballast: drives all single lamps of different types and wattages (system wattage below 25 W)
- Economical solution for applications with long burning hours and infrequent on/off switching
- 40,000 hours at T_c max for improved reliability, reduced maintenance and replacement costs
- Over 8,000 on/off switches on one lamp (depending on lamp/ballast combination)
- Cold start
- Automatic restart (after voltage dip or lamp exchange)
- Suitable for use in class I or class II luminaires

* compared to magnetic drivers

The product table on pages 24-27 gives you a complete overview of the features of each product.





Electronic dimmable drivers for fluorescent lighting

The Philips HF-Regulator family is the perfect portfolio of lighting solutions for wherever fluorescent lamps are used. Whether it's energy saving or scene setting, the HF-Regulator can set the required light levels via the 1-10V, Touch and DIM or DALI protocol. The HF-Regulator family is suitable for a wide range of applications and operates seamlessly with simple, stand-alone controls, networked solutions and entire building management systems.

Product families

HF-Regulator Intelligent TD

Touch and DALI for MASTER TL5, T5c, TL-D, PL-T, PL-C, PL-L

Intelligent high-frequency electronic dimming ballast, using DALI (IEC62386) or Touch and Dim push-button protocol for fluorescent lamps. Pre-empts upcoming legislation meeting A1BAT requirements. Special commands retrieve the system's mains power consumption or show which lamp wattages are connected. Ideal for indoor; general and task lighting applications in combination with lighting control systems (personal, daylight linking and/or movement detection).



Benefits and features

- HF-R Intelligent recognises which lamp is connected and operates accordingly
- Suitable for both lighting control systems based on DALI protocol and dimming using a push-to-make switch
- Programmed start: flicker-free ignition (< 1.0 s), striation-free operation, no stroboscopic effects
- Smart power for constant light, independent of mains fluctuations and dimming, from 1 to 100%*
- Stop circuit activated within 5 seconds of lamp failure (safety stop). Ballast resets automatically after lamp replacement

Intelligent features:

- Corridor mode***
- DC emergency DIM level
- Lamp burn-in time

HF-Regulator II TD

Touch and DALI for MASTER PL-T, PL-C and PL-R

High-frequency electronic dimming ballasts, using DALI or Touch and Dim push-button protocol for (compact) fluorescent lamps. Ideal for indoor; general and task lighting applications in combination with lighting control systems (personal, daylight linking and/or movement detection).



Benefits and features

- Programmed start: flicker-free ignition (0.5 s), striation-free operation, no stroboscopic effects
- Suitable for both lighting control systems based on DALI protocol and dimming using a push-to-make switch
- Smart power for constant light, independent of mains fluctuations and dimming, from 1 to 100%*
- Stop circuit activated within 5 seconds of lamp failure (safety stop). Ballast resets automatically after lamp replacement
- Protected against excessive mains voltages, incorrect connections and incorrect lamp use

HF-Regulator II 1-10V

1-10V for MASTER TL5, TL-D, PL-T, PL-C and PL-L

High-frequency electronic dimming ballast using 1-10V protocol for (compact) fluorescent lamps. Suitable for emergency lighting systems; Ideal for indoor; general and task lighting applications in combination with lighting control systems (personal, daylight linking and/or movement detection).



Benefits and features

- Programmed start: flicker-free ignition (< 0.5 s), striation-free operation, no stroboscopic effects
- Smart power for constant light, independent of mains fluctuations and dimming, from 1 tot 100% (1-10V Standard)**
- Uses up to 60% less energy with automatic lighting control systems
- Stop circuit activated within 5 seconds of lamp failure (safety stop). Ballast resets automatically after lamp replacement

* For compact: 3-100% dimming

** PL-T/C: 3-100% dimming

*** For exact configurations per lamp driver, please check table on page 26-27.

The product table on pages 24-27 gives you a complete overview of the features of each product.

Electronic drivers for HID indoor lighting

The new Philips range of smart electronic drivers for HID lamps is tuned for optimal light performance. Compact and lightweight, they are designed for fast and easy installation to reduce disruptions and save on installation costs. What is more, with a long, energy efficient lifespan they are light on maintenance too. As the leading name in HID Electronic drivers, our pioneering solutions are created by constant innovation, a comprehensive portfolio and the highest quality performance. So you can expect intelligent control and attractive savings all around your store.

Product families Aspiravision

Aspiravision

Triple Wattage

One driver for 35 W, 50 W or 70 W

The mark of excellence in HID electronic drivers technology. Intelligent - enabling optimisation of logistics - easy to use and simple to install.



Standard (S)



Independent (I)



Connector (C)



MULTI-WATTAGE
simply change the integrated switch in case of lamp upgrade

Features



Aspiravision

DALI

70 W

Excellence enhanced by innovation. The Aspiravision drivers with DALI interface for dimming and boosting of CDM Elite Light Boost lamps.



Standard (S)



Independent (I)



Dim and Boost CDM Elite Light Boost lamps

Features



* Compared to magnetic drivers

Kindly note that not all models in each category have Soft Start & Loop Through feature.



Loop Through

Electronic drivers with Loop Through have an extra mains connector. You can connect mains input from one driver to the next without the need for a splitter, making installation quick and easy with lower costs. This feature is only available in independent (I) version.



Soft Start

Soft Start limits the inrush-current of the driver, allowing more drivers to run a single MCB, thus drastically reducing installation costs. Fast and easy one-to-one replacements with electro-magnetic drivers are possible to significantly reduce installation costs.



Plug-and-Power

Our Plug-and-Power range of drivers provide an easy to use solution that eliminates wrong wiring and increases speed of installation. The range includes drivers which are either pre-installed with cables and connectors or are equipped with connectors on the driver for easy plug-and-power usage.



Voltage Drop Detection

Significant drops in voltage of more than 5 milliseconds cause drivers to switch off. This clever feature can detect whether this is due to a drop in mains voltage or end of lamp life, continuing to reignite the lamp where appropriate to ensure uninterrupted operation.

Product families PrimaVision

PrimaVision

Compact

20 W, 35 W, 50 W, 70 W

High quality, compact size drivers for optimal and reliable performance of CDM lamps.



Standard (S)



Independent (I)



PCB (P)



Connector (C)



Features



PrimaVision

Mini

20 W, 35 W, 50 W

Miniature size drivers that free up the boundaries of creativity and innovation in luminaire design.



Standard (S)



Independent (I)



PCB (P)



Features



PrimaVision


Power

100 W, 150 W

Higher power drivers, small size. Designed for optimal performance with CDM lamps, ideal where high light intensity is key.



Standard (S)



Independent (I)



Features



PrimaVision

Twin

35 W, 70 W

Dual lamp operation, single driver. Improves cost effectiveness and increases luminaire design flexibility.



Standard (S)



Independent (I)



PCB (P)



Features



The product table on pages 28-29 gives you a complete overview of the features of each product.



Improved Thermal Performance

Improved temperature performance means drivers with this feature have a longer lifetime of up to 40,000 hours compared to standard drivers in similar conditions, making them suitable for use with temperature-critical luminaires.



DALI Interface

DALI is a communication protocol for lighting electronic devices. It allows the drivers to control light points off site, connect directly to light sensors and infrared controls, log information and, in some cases, allow dimming. A great feature for attraction lighting and energy saving.



Low Electromagnetic Interference (EMI)

Standard driver has a typical 6 dB under limit at its most critical point. With the Low Electromagnetic Interference feature, a typical under limit of 10 dB is possible, making it suitable for EMI-critical luminaires.

Please check the 'Product Display' tool on www.philips.com/eHID for graphic demonstration of each feature.

Electronic drivers for HID outdoor lighting

The Xtreme proposition was designed by Philips specifically for outdoor lighting. It ensures reliable, long life solutions which cater for the current need of saving costs on maintenance and energy. Maintenance accounts for the highest costs in the total cost of ownership for outdoor lighting. For this reason, the Xtreme portfolio offers 80,000 hours of lifetime, integrated lightning protection and reliability at high temperatures. We are committed to helping our customers produce fewer carbon emissions and save more energy. It is the reason why we offer a high number of integrated controls inside the drivers. With the option to use any combination of controls, depending on the constraints of their energy network, customers can save up to 50% energy compared to other more traditional solutions.

The complete package of features

LineSwitch

One of the simplest solutions to dim light: works by using a pilot line extra wire which is applied to the installation. It is a one-step-dimming solution integrated in all DynaVision DALI drivers. Enables users to dim (to a predefined level) groups of light points, with only one push of a button (with the condition of having the extra wire attached to the installation). It creates up to 25% energy saving.

DynaDimmer

The DynaDimmer functionality is a multi-step dimming solution offering up to 5 steps flexibility. It is up to users if they want to use all the five steps or less. The main function is to have reduced light levels at the hours of the night when it is not required to have the full lumen output. The dimming is automated by the driver: It creates up to 30% energy saving.

AmpDim

Xtreme drivers allow light control via variation of the mains input. Therefore light output is modified only by lowering or increasing the mains voltage. The function is similar to the mains dimming function in conventional drivers. It creates up to 35% energy saving.

Adjustable Light Output (ALO)

When the light level requirement for a particular solution falls in between the lumen packages delivered by standard lamp types, it is possible to customise the power level of the lamp with adjustable light output. The ALO feature can be programmed to the desired light level, creating a virtual lamp with a wattage in the range of 100% - 66% of the specified power. For example, ALO can transform the popular CosmoPolis 45 W lamp into a CosmoPolis 30 W. This feature prevents unnecessary light pollution and can achieve a significant reduction in energy use (up to 40%) for conventional lamps.

Thermal Guard

To protect the driver from overheating but prevent lamp extinguishing, in case the temperature exceeds $T_{case} + 10$ degrees, the lamps will be dimmed to the minimum level. The result will be that temperature in the luminaire will be lowered and power-losses will be reduced.

LumiStep

Based on the preference (6/8 hour of dimming) and the intelligence from inside, the driver knows at what hour to start dimming the light to 60% output and when to bring it back to 100%. It creates up to 20% energy saving.

Xtreme

To withstand the harsh outdoor conditions from across the globe, Philips developed the Xtreme specification. Xtreme stands for 80,000 hours lifetime lightning protection (5 kA /10 kV), - 30 °C/ + 50 °C ambient temperature.



Constant Light Output (CLO)

All light sources experience lumen depreciation over time. To ensure the minimum required light levels in an installation, most lighting designs are calculated based on the light level at end of the lamp's useful life. This means that the system consumes more power than necessary, wasting as much as 15% of energy on average during its lifetime. With the constant light output functionality, the driver can be programmed to start at a dimmed level for a new luminaire and gradually increase power over the life of the light source, saving energy and extending the lifetime of the system.

Product families

Xtreme electronic drivers for HID outdoor lamps are available in both fixed (PrimaVision) and dimmable (DynaVision LumiStep/AmpDim/Prog) versions.

DynaVision Prog Xtreme

CPO / CDM / CDO / SON / CDM_e

Electronic drivers with several integrated control features



Q-can
45-150 W



C1-can
45-150 W



T-can
210-250 W

Benefits and features

Xtreme
DynaDimmer
AmpDim
LineSwitch
Adjustable Light Output
Constant Light Output
Thermal Guard



DynaVision LumiStep Xtreme

CPO

Electronic drivers with integrated, pre-programmed one-step dimming



Q-can*
45-140 W



C1-can
45-150 W

Benefits and features

Xtreme
LumiStep
Thermal Guard



PrimaVision Xtreme

CPO / CDO / SON / CDM_e

Fixed output electronic drivers



Q-can*
45-140 W



C1-can
45-150 W



T-can
210-250 W

Benefits and features

Xtreme
Thermal Guard



DynaVision LumiStep Economy

CPO / SON

Electronic fixed output drivers with 60,000 hours of lifetime



Q-can
45-140 W

Benefits and features

LumiStep
Lifetime longer than 60,000 hours

PrimaVision Economy

CPO / SON

Electronic fixed output drivers with 60,000 hours of lifetime



Q-can
45-140 W

Benefits and features

Lifetime longer than 60,000 hours

* Only for CPO lamps.

Kindly note that the Q-can versions will be available starting from February 2013.

The product table on pages 30-33 gives you a complete overview of the features of each product.



Electromagnetic drivers for HID outdoor lighting

To answer the need for lower-cost electromagnetic systems in HID lighting, Philips has introduced a new electromagnetic driver and digital ignitor, the MK4. As a semi-parallel system it not only gives you a lower unit cost, it also creates significant energy savings throughout its lifetime. New ignitors are designed to work with a much wider variety of lamps and trigger all lamp types from 35 to 600 W with just one ignitor type.

The MK4 is quick and easy to install thanks to its compact driver and miniaturised ignitor. It fits easily into existing luminaires, since it has the same positioning and fixing points as its predecessors. You can also use series ignitors - simply leave the driver's middle connector free. Once installed, the combination of long life and extreme reliability will substantially reduce maintenance costs – one of the biggest costs of ownership in outdoor lighting.

Main product families



MK4 Basic Semi-pararell



MK4 Reinforced



Heavy Duty Semi-pararell



MK4 Multiwattage



MK4 High Power Basic



High Power Heavy Duty
Semi-parallel



Basic SOX



Constant wattage BSX

Longer service life

The MK4-system is designed to work for at least 10 years of continuous operation. This extended life is thanks to the ignitor which is not self-heating and to the fact that MK4 ballast are 10°C cooler than the predecessors ($T_w=140\text{ °C}$ vs 130 °C before). Since the semi-parallel ignitor is completely unaffected by the lamp's end-of-life effect and the ballast is protected by a thermo switch, overall reliability and service life are further extended.

Lower installation and maintenance costs

The MK4 is quick and easy to install thanks to its compact ballast and miniaturised ignitor. The products easily fit into existing luminaires, since they have the same positioning points as their predecessors. Everything is quick and easy because the driver is compact and the ignitor is miniature. You can also use series ignitors; simply leave the driver's middle connector free. Once installed, the combination of long life and extreme reliability substantially reduces maintenance costs – one of the biggest costs of ownership in outdoor lighting.

Five-year guarantee

In the extremely rare event of failure, Philips offers a five year guarantee, which means that there is a replacement of the failed component at no extra cost. It's a guarantee that we can confidently offer since our rigorous pre-release testing combined with superb quality and fewer number of components ensure excellent reliability.

Semi-parallel Advantages

Reliability

- Ignitor is not self-heating
- Ballast generates high-energy ignition pulse that ignites lamps under all conditions
- Current does not flow through ignitor when lamp is operating therefore lifetime of digital semi-pararell ignitor can reach more than 10 years of operation.

Ease-of-use

- High-energy ignition pulse, enabling remote gearing (20-100 m allowed)
- Silent operation since no coil used
- Compatible with series ignitors

Cost


- Energy saving by lower losses of ignitor (~0.5 W)

Electromagnetic drivers for HID outdoor lighting

MK4 HID Heavy Duty BSN (50-400 W)

Semi-parallel system for CDM, CDO, MH, HPI (Plus), SON (no ignitor needed for SON-I lamps)

Long-lasting, reliable solution, IP 20 rated ballasts. Great performance in harsh and corrosive environments. Lifetime is enhanced thanks to the encapsulation, which gives extra protection against corona as well as improved durability.




Benefits and features

- Outstanding product life (10 – 15 years)
- Excellent resistance to chemical attack, humid conditions and high environmental stress crack resistance
- Separate earth terminal
- All ballasts are equipped with Thermo Switch protection against end-of-lamp-life phenomena
- Compact dimensions and light weight with minimal wattage losses, thanks to orthocyclic winding process
- Equipped with screw terminal blocks as standard
- Ballast can also be used in combination with a series (superimposed) ignitor
- Ballasts for alternative mains voltages/frequencies on request

HiD High Power Heavy Duty BHL/BHD/ BMH/BSN (1000-2000 W)

Semi-parallel system for SON/MH/HPL/HPI

Long-lasting, reliable solution, IP 20 rated ballasts. Great performance in harsh and corrosive environments. Lifetime is enhanced thanks to the encapsulation, which gives extra protection against corona as well as improved durability.



Benefits and features

- Protected from overheating – outstanding product lifetime of 15 years on average
- Excellent resistance to chemical impact, humid conditions and environmental stress crack
- Minimal wattage losses thanks to orthocyclic winding process
- Ideal for pole mounting in humid environment
- Class I rated (i.e. with earthing facility)
- Equipped with screw terminal blocks as standard
- Separate earth terminal
- Ballasts for alternative mains voltages/frequencies available upon request

HID Basic BSN/BMH MK4 (35-600 W)

To answer the need for lower costs of electromagnetic systems in HID lighting, Philips has introduced a new electromagnetic ballast and digital ignitor, the MK4. As a semi-parallel system it not only gives you a lower unit cost, it also creates significant energy savings throughout its lifetime.



Benefits and features

- At least 10 years of continuous operation
- Can be used in wide range of luminaires and applications
- Easy fit in the luminaire
- High system reliability with guaranteed ignition under all circumstances



Ignitors

Ignitors ensure reliable and smooth starting behavior. They are equipped with screw terminal blocks or click-in. Ignitors can operate remotely at considerable distance from the lamp:

Road Lighting & City Beautification

- Pole height 4-12 m
- Distance from the lamp:
 - <2 m: use series ignitor SUD10 (50-70 W) SU38 or SUD40 (70-600 W)
 - <10-20 m: use semi parallel SKD578 ignitor (50-600 W)
 - <40 m: use SN61 ignitor (1000 W)

Sports Lighting

- Pole height: depends on the application
- Distance from the lamp:
 - <2 m: use series ignitor SU38 or SUD40 (70-400 W)
 - <10-20 m: use semi parallel SKD578 ignitor (50-400 W)
 - <1500 m: use parallel ignitor SI51 for HPI lamps

HID Ignitor for MK4 semi parallel systems

Electronic compact ignitors for flexible luminaire design



SK ignitor for SON/CDO/CDM is to be used in combination with BSN K ballast

SI ignitor for HPI is to be used with BHL 250 or BHL 400 ballasts

Benefits and features

- Wide range of lamps covered by one ignitor 35-600 W
- Works with semi-parallel ballasts
- Silent operation
- Can operate remotely at considerable distance from the lamp

HID Ignitor for series systems

Digital ignitors for maximum reliability



SU ignitor for SON/CDO/CDM E27/E40 lamps

Benefits and features

- Easy installation and wiring
- Can operate with both semi-parallel and series ballasts
- Ignitors equipped with screw terminal blocks as standard
- No ignitor needed for SON-I lamps

The product table on pages 36-39 gives you a complete overview of the features of each product.



Indoor lighting controls

Buildings can account for 40% of the country's energy consumption, of which 30% of that is related to lighting. With concerns about the environmental impact of buildings on climate change, many organizations are committed to using more sustainable solutions. One of the primary benefits of lighting controls is their ability to reduce energy consumption – by as much as 55%! At the same time, they can improve the ambience of any indoor environment and the well-being of those within it. Lighting controls range from simple switches to advanced integrated systems of user interfaces, sensors, controllers, drivers and system software. Solutions that improve work light, appearance and energy efficiency of almost any building. 'Plug and play' or stand-alone lighting solutions that do not require network integration; Philips has developed an extensive controls proposal to help you choose the optimal, cost-effective and easy-to-use solution to cover your office needs.

For more information visit www.philips.com/controls

Product families

The product table on pages 36-37 gives you a complete overview of the features of each product.

OccuSwitch

Simple to design-in and easy to install.
It uses movement detection to switch the light, giving you substantial savings.



up to
30%
energy
saving

Benefits and features

- Easy to install, enables fast installation by optional Wieland connectors. Delay times can be manually adjusted to suit personal requirements.
- The OccuSwitch sensor has a retractable shield that can be used to shield off areas, e.g. corridors.
- Smart timer will extend the delay time by 10 minutes if movement is detected shortly after switch-off.
- The LRM1080 can be parallel linked to cover large area's
- Energy savings of up to 30% and a good pay-back.

OccuSwitch Wireless

Simple controls solution which can be added to existing lighting installations. The sensors communicate wirelessly with the actuator block which switches the light. It switches the light off, when no movement is detected, this to save energy.



up to
30%
energy
saving

Benefits and features

- The battery fed sensors can be mounted in various places. The actuator is designed for any wiring system. The wireless connection to the sensor gives freedom where to mount, without need of new wiring, minimizing installation cost.
- Sensors and actuator blocks can easily be wirelessly linked to cover larger areas. Retractable shield that can be used to shield off certain areas, e.g. corridors.
- Overall an easy-to-apply solution, offering energy savings of up to 30% with low investment costs.

OccuSwitch DALI

A range of advanced lighting control systems which offers maximum savings but do not jeopardize on lighting quality and the comfort needed in today's working environment. With specific modes the system can be optimized for its usage.



up to
40%
energy
saving

Benefits and features

- The system has 10 lighting modes for lighting optimization e.g. in an open plan, cell office, meeting room or classroom.
- Parallel linking for large area's LRM2080 or linking to a Building Management System LRM 2090 is possible.
- On the DALI bus 15 luminaires can be connected, dividable over 4 lighting groups. Two of these are 'window' and 'corridor' luminaire groups which give, in combination with an advanced algorithm, maximum savings with respect to occupancy control and daylight regulation.
- The sensor shows relative energy usage.

ActiLume 1-10 V

An easy to install system which does not need an advanced commissioning tool. The modular system is optimized for small application areas.



up to
30%
energy
saving

Benefits and features

- A daylight-regulation/movement-detection device which can easily be fitted in a 1-10V luminaire.
- The system can manually be adjusted: a rotary control to set a delay time between 1 and 30 minutes; a rotating diaphragm to adjust the light level set point. There is a push-button to activate the 100 hours burn-in mode for fluorescent lamps.
- When external on/off switching takes place it is also possible to offer a solution where the sensor is connected directly to the ballast. The system will dim when no movement is detected or if there is sufficient daylight.

ActiLume (Micro)LuxSense

A simple light sensor which offers energy saving when installed near windows and there is enough daylight.



up to
55%
energy
saving

Benefits and features

- A simple daylight regulation device which can easily be fitted in a 1-10V luminaire. The ActiLume (Micro)LuxSense is simply connected to the 1-10V DC control input of the HF-R ballast.
- The system can be manually adjusted, by a rotating diaphragm, to adjust the light level set point. The sensitivity of the sensor can be changed within a range from 1/3 to 3 compared to the default setting.

Electronic fixed output drivers for fluorescent lighting

12NC	EOC	Driver name	T case Max °C	Lifetime (H) @ T case max	Number lamps	TL5 HE
913700624066	871150091494130	HF-Performer Intelligent 1 14/21/24/39 TL5 220-240 V	75	50,000	1	14/21
913700624266	871150091500930	HF-Performer Intelligent 2 14/21/24/39 TL5 220-240 V	75	50,000	2	28/35
913700624166	871150091496530	HF-Performer Intelligent 1 28/35/49/54 TL5 220-240 V	75	50,000	1	28/35
913700624366	871150091502330	HF-Performer Intelligent 2 28/35/49/54 TL5 220-240 V	75	50,000	2	28/35
913700652566	872790086249200	HF-Performer Intelligent 1 28/35/49/80 TL5 EII 220-240 V	75	50,000	1	28/35
913700652666	872790086250800	HF-Performer Intelligent 2 28/35/49/80 TL5 EII 220-240 V	75	50,000	2	
913700657666	872790088775400	HF-Performer Intelligent 3/4 14/24 TL5/PL-L EII 220-240 V	75	50,000	3	14
913700657666	872790088775400	HF-Performer Intelligent 3/4 14/24 TL5/PL-L EII 220-240 V	75	50,000	4	14
913713031066	872790090504500	HF-P 1 14-35 TL5 HE III 220-240 V	80	50,000	1	14/21/28/35
913713031166	872790090503800	HF-P 2 14-35 TL5 HE III 220-240 V	80	50,000	2	14/21/28/35
913713034066	872790095224700	HF-P 1 24-39 TL5 HO III 220-240 V	80	50,000	1	
913713034166	872790095226100	HF-P 2 24-39 TL5 HO III 220-240 V	80	50,000	2	
913713028066	872790086319200	HF-P 149 TL5 HO III 220-240 V 50/60 Hz IDC	80	50,000	1	
913713028166	872790086347500	HF-P 249 TL5 HO III 220-240 V 50/60 Hz IDC	80	50,000	2	
913713028266	872790086348200	HF-P 154/155 TL5 HO/PLL III IDC	80	50,000	1	
913713028366	872790086351200	HF-P 254/255 TL5 HO/PLL III IDC	80	50,000	2	
913713034266	872790095228500	HF-P 180 TL5/PL-L III 220-240 V 50/60 Hz	80	50,000	1	
913713034366	872790095230800	HF-P 280 TL5/PL-L III 220-240 V 50/60 Hz	80	50,000	2	
913700601366	871150005984030	HF-P 3/414 TL5 EII 220-240 V 50/60 Hz	75	50,000	3	14/21
913700601366	871150005984030	HF-P 3/414 TL5 EII 220-240 V 50/60 Hz	75	50,000	4	14/21
913713031266	872790091158900	HF-P 118 TL-D III 220-240 V 50/60 Hz	80	50,000	1	
913713031366	872790091160200	HF-P 218 TL-D III 220-240 V 50/60 Hz	80	50,000	2	
913713031466	872790091162600	HF-P 3/418 TL-D III 220-240 V 50/60 Hz	80	50,000	3	
913713031466	872790091162600	HF-P 3/418 TL-D III 220-240 V 50/60 Hz	80	50,000	4	
913713031566	872790091164000	HF-P 136 TL-D III 220-240 V 50/60 Hz	80	50,000	1	
913713031666	872790091166400	HF-P 236 TL-D III 220-240 V 50/60 Hz	80	50,000	2	
913713031766	872790091168800	HF-P 336 TL-D III 220-240 V 50/60 Hz	80	50,000	3	
913713031866	872790091170100	HF-P 158 TL-D III 220-240 V 50/60 Hz	80	50,000	1	
913713031966	872790091172500	HF-P 258 TL-D III 220-240 V 50/60 Hz	80	50,000	2	
913700191366	871150093411630	HF-Performer 170 TL-D EII 220-240 V 50/60 Hz	75	50,000	1	
913700191766	871150005863830	HF-Performer 270 TL-D EII 220-240 V 50/60 Hz	75	50,000	2	
913713032866	872790090556400	HF-S 114-21 TL5 II 220-240 V 50/60 Hz	75	50,000	1	14/21
913713032966	872790088332900	HF-S 214 TL5 II 220-240 V 50/60 Hz	75	50,000	2	14
913713033066	872790088335000	HF-S 3/414 TL5 II 220-240 V 50/60 Hz	75	50,000	3	14
913713033066	872790088335000	HF-S 3/414 TL5 II 220-240 V 50/60 Hz	75	50,000	4	14
913713033166	872790088333600	HF-S 221-28 TL5 II 220-240 V 50/60 Hz	75	50,000	2	21/28
913713033266	872790090557100	HF-S 128-35 TL5 II 220-240 V 50/60 Hz	75	50,000	1	28/35
913713033366	872790088334300	HF-S 235 TL5 II 220-240 V 50/60 Hz	75	50,000	2	35
913713034466	872790093933000	HF-S 124-39 TL5 II 220-240 V	75	50,000	1	
913713034566	872790093935400	HF-S 224-39 TL5 II 220-240 V	75	50,000	2	
913713034666	872790093937800	HF-S 3/424 TL5 II 220-240 V	75	50,000	3	
913713034666	872790093937800	HF-S 3/424 TL5 II 220-240 V	75	50,000	4	
913713033466	872790090558800	HF-S 149 TL5 II 220-240 V 50/60 Hz	75	50,000	1	
913713033566	872790090560100	HF-S 249 TL5 II 220-240 V 50/60 Hz	75	50,000	2	
913713033666	872790090561800	HF-S 154 TL5 II 220-240 V 50/60 Hz	75	50,000	1	
913713033766	872790090562500	HF-S 254 TL5 II 220-240 V 50/60 Hz	75	50,000	2	
913713032066	872790090550200	HF-S 118 TL-D II 220-240 V 50/60 Hz	75	50,000	1	
913713032366	872790090552600	HF-S 218 TL-D II 220-240 V 50/60 Hz	75	50,000	2	
913713032666	872790090555700	HF-S 3/418 TL-D II 220-240 V 50/60 Hz	75	50,000	3	
913713032666	872790090555700	HF-S 3/418 TL-D II 220-240 V 50/60 Hz	75	50,000	4	
913713032166	872790090551900	HF-S 136 TL-D II 220-240 V 50/60 Hz	75	50,000	1	
913713032466	872790090553300	HF-S 236 TL-D II 220-240 V 50/60 Hz	75	50,000	2	
913713032766	872790089747000	HF-S 336 TL-D II 220-240 V 50/60 Hz	75	50,000	3	
913713032266	872790089739500	HF-S 158 TL-D II 220-240 V 50/60 Hz	75	50,000	1	
913713032566	872790089746300	HF-S 258 TL-D II 220-240 V 50/60 Hz	75	50,000	2	
913700192666	871150093154230	HF-B 136 TL-D EII 220-240 V 50/60 Hz	75	50,000	1	
913700192866	871150093158030	HF-B 236 TL-D EII 220-240 V 50/60 Hz	75	50,000	2	
913700192766	871150093156630	HF-B 158 TL-D EII 220-240 V 50/60 Hz	75	50,000	1	
913700192966	871150093160330	HF-B 258 TL-D EII 220-240 V 50/60 Hz	75	50,000	2	

TL5 HE ECO	TL5 HO	TL5 HO ECO	TL-D	PL-T/C	PL-L	PL-R	PL-S	T5C	TL mini	Dimension l x w x h (mm)
13/19	24/39	20/34	18/36		18/24/36/40			22/40		360x30x22
25/32	24/39	20/34	18/36		18/24/36/40			22/40		360x30x22
25/32	49/54	45/50	58		55			60		360x30x22
25/32	49/54	45/50	58		55			60		360x30x22
25/32	49/80	45/73			80			55		360x30x22
	49/80	45/73			80			55		425x30x22
13	24	20	18		18/24					360x30x22
13	24	20	18		18/24					360x30x22
13/25/32										360x30x22
13/25/32										360x30x22
	24/39	20/34								360x30x22
	24/39	20/34								360x30x22
	49									360x30x22
	49									360x30x22
	54				55					360x30x22
	54				55					360x30x22
	80	73			80					360x30x22
	80	73			80					425x30x22
										360x30x21
										360x30x21
			18							280x30x28
			18							280x30x28
			18							280x40x28
			18							280x40x28
			36							280x30x28
			36							280x30x28
			36							280x40x28
			58							280x40x28
			58							280x40x28
			70							280x30x28
			70							280x30x28
										280x30x22
										280x30x22
										280x40x22
										280x40x22
										280x30x22
										280x30x22
										280x30x22
	24/39									280x30x22
	24/39									280x30x22
	24									280x40x22
	24									280x40x22
	49									280x30x22
	49									280x30x22
	54									280x30x22
	54									280x30x22
			18							280x30x28
			18							280x30x28
			18							280x30x28
			18							280x30x28
			36							280x30x28
			36							280x30x28
			36							280x30x28
			58							280x30x28
			58							280x30x28
			36		36					280x30x28
			36		36					280x30x28
			58		55					280x30x28
			58		55					280x30x28

Electronic fixed output drivers for fluorescent lighting

12NC	EOC	Driver name	T case Max °C	Lifetime (H) @ T case max	Number lamps	TL5 HE
913713028466	872790095191200	HF-P 136 PL-L III 220-240 V	75	50,000	1	
913713028566	872790095193600	HF-P 236 PL-L III 220-240 V	75	50,000	2	
913713028666	872790095195000	HF-P 140 PL-L III 220-240 V	75	50,000	1	
913713028766	872790095197400	HF-P 240 PL-L III 220-240 V	75	50,000	2	
913713028866	872790095199800	HF-P 155 PL-L III 220-240 V	75	50,000	1	
913713028966	872790095201800	HF-P 255 PL-L III 220-240 V	75	50,000	2	
913700648566	872790083416100	HF-P 118 PL-T/C III 220-240 V 50/60 Hz	75	50,000	1	
913700648666	872790083417800	HF-P 218 PL-T/C III 220-240 V 50/60 Hz	75	50,000	2	
913700648766	872790083422200	HF-P 126 PL-T/C III 220-240 V 50/60 Hz	75	50,000	1	
913700648866	872790083423900	HF-P 226 PL-T/C III 220-240 V 50/60 Hz	75	50,000	2	
913700631166	871150091407130	HF-Performer 1 13-17 PL-T/C/R EII 220-240 V	80	50,000	1	
913700631266	871150091409530	HF-Performer 2 13-17 PL-T/C/R EII 220-240 V	80	50,000	2	
913700630966	871150091403330	HF-Performer 118 PL-T/C EII 220-240 V 50/60 Hz	80	50,000	1	
913700631066	871150091405730	HF-Performer 218 PL-T/C EII 220-240 V 50/60 Hz	80	50,000	2	
913700630766	871150091397530	HF-Performer 1 22-42 PL-T/C/L/TL5C EII 220-240 V	80	50,000	1	
913700630866	871150091399930	HF-Performer 2 22-42 PL-T/C/L/TL5C EII 220-240 V	85	50,000	2	
913700163891	871150092776730	HF-Performer 155 TL5C 220-240 V 50/60 Hz	75	50,000	1	
913700163991	871150092778130	HF-Performer 160 TL5C 220-240 V 50/60 Hz	75	50,000	1	
913713035966	871829116965900	HF-S 118 PL-T/C/ II SR 220-240 V 50/60 Hz	75	30,000	1	
913713035866	871829116963500	HF-S 218 PL-T/C/ II SR 220-240 V 50/60 Hz	75	30,000	2	
913713035766	871829116961100	HF-S 126 PL-T/C/L/TL5c II SR 220-240 V 50/60 Hz	75	30,000	1	
913713035666	871829116959800	HF-S 226 PL-T/C/L/TL5c II SR 220-240 V 50/60 Hz	75	30,000	2	
913700422866	871150093142930	HF-M RED 109 SH TL/PL-S 230-240 V	75	50,000	1	
913700423266	871150093140530	HF-M RED 114 SH TL/TL5 230-240 V	75	50,000	1	14
913700423466	871150092802330	HF-M RED 118 SH PL-C/PL-T 230-240 V	75	50,000	1	
913700420666	871150091040030	HF-M RED 124 SH TL/TL5/PL-L 230-240 V	75	50,000	1	
913700425800	871829115271200	HF-M RED 209 SH PL-S/TImini 220-240 V	75	50,000	2	
913700422666	871150053678530	HF-M BLUE 105 LH TL/PL-S 230-240 V	75	40,000	1	
913700421366	871150053680830	HF-M BLUE 109 LH TL/PL-S 230-240 V	75	40,000	1	
913700421766	871150053682230	HF-M BLUE 114 LH TL/PL-S/PL-C 230-240 V	75	40,000	1	14
913700418366	871150053646430	HF-M BLUE 121 LH TL5 230-240 V	75	40,000	1	21
913700417966	871150053638930	HF-M BLUE 124 SH TL/TL5/PL-L 230-240 V	75	40,000	1	
913700418066	871150053640230	HF-M BLUE 124 LH TL/TL5/PL-L 230-240 V	75	40,000	1	
913700419966	871150093243330	HF-M BLUE 128 LH TL5 230-240 V	75	40,000	1	28
913700629766	871150091423130	HF-P Xt 149 TL5 EII 220-240 V 50/60 Hz	85	50,000	1	
913700629866	871150091427930	HF-P Xt 249 TL5 EII 220-240 V 50/60 Hz	85	50,000	2	
913700629966	871150091429330	HF-P Xt 154 TL5 EII 220-240 V 50/60 Hz	85	50,000	1	
913700630066	871150091431630	HF-P Xt 254 TL5 EII 220-240 V 50/60 Hz	85	50,000	2	
913700630166	871150091440830	HF-P Xt 180 TL5 EII 220-240 V 50/60 Hz	85	50,000	1	
913700630266	871150091442230	HF-P Xt 280 TL5 EII 220-240 V	85	50,000	2	
913700617766	871150091200830	HF-P Xt 136 TL-D EII 220-240 V 50/60 Hz	85	50,000	1	
913700617866	871150091202230	HF-P Xt 236 TL-D EII 220-240 V 50/60 Hz	85	50,000	2	
913700617966	871150091204630	HF-P Xt 158 TL-D EII 220-240 V 50/60 Hz	85	50,000	1	
913700618066	871150091206030	HF-P Xt 258 TL-D EII 220-240 V 50/60 Hz	85	50,000	2	
913713038766	871829166865700	HF-E 118 TL-D 220-240 V 50/60 Hz	75	30,000	1	
913713039066	871829166871800	HF-E 218 TL-D 220-240 V 50/60 Hz	75	30,000	2	
913713038866	871829166867100	HF-E 136 TL-D 220-240 V 50/60 Hz	75	30,000	1	
913713039166	871829166873200	HF-E 236 TL-D 220-240 V 50/60 Hz	75	30,000	2	
913713038966	871829166869500	HF-E 158 TL-D 220-240 V 50/60 Hz	75	30,000	1	
913713039266	871829166877000	HF-E 418 TL-D 220-240 V 50/60 Hz	75	30,000	4	
913713040066	871829169367300	HF-E 236/418 TL8 220-240 V 50/60 Hz	75	30,000	3	
913713039366	871829166879400	HF-E 114 TL5 220-240 V 50/60 Hz	75	30,000	1	14
913713039666	871829166885500	HF-E 214 TL5 220-240 V 50/60 Hz	75	30,000	2	14
913713039466	871829166881700	HF-E 121 TL5 220-240 V 50/60 Hz	75	30,000	1	21
913713039566	871829166883100	HF-E 128 TL5220-240 V 50/60 Hz	75	30,000	1	28
913713039766	871829166887900	HF-E 228 TL5 220-240 V 50/60 Hz	75	30,000	2	28
913713039966	871829169024500	HF-E 314 TL5 220-240 V 50/60 Hz	75	30,000	3	14
913713039866	871829166889300	HF-E 414 TL5 220-240 V 50/60 Hz	75	30,000	4	14

To find out more, contact your local Philips representative or go to www.philips.com/gearselectiontool or www.ecat.lighting.philips.com.

TL5 HE ECO	TL5 HO	TL5 HO ECO	TL-D	PL-C/T	PL-L	PL-R	PL-S	T5C	TL mini	Dimension l x w x h (mm)
					36					280x30x28
					36					280x30x28
					40					280x30x28
					40					280x30x28
					55					280x30x28
					55					280x30x28
				18						103x67x30
				18						103x67x30
				26						103x67x30
				26						103x67x30
				13		14/17				103x67x30
				13		14/17				103x67x30
				18						103x67x30
				18						103x67x30
				26/32/42	18/24			22/40		103x67x30
				26/32/42	18/24			22/40		103x67x30
								55		103x67x30
								60		103x67x30
				18						126x68x32
				18						126x68x32
				26	24			22		126x68x32
				26	24			22		126x68x32
							7/9/11		6/8	80x40x22
									13	80x40x22
				18						80x40x22
	24		18		18/24					94x40x22
							5/7/9		6/8	94x40x22
							5		4	144x22x22
							7/9/11		6/8	144x22x22
				10/13			11		13	144x22x22
										187x22x22
	24		15/18		18/24			22		94x40x22
	24		15/18		18/24			22		144x22x22
										187x22x22
	49									360x30x28
	49									360x30x28
	54									360x30x28
	54									360x30x28
	80									360x30x28
	80									425x30x28
			36							360x30x28
			36							360x30x28
			58							360x30x28
			58							360x30x28
			18							150x40x28
			18							150x40x28
			36							150x40x28
			36							211x40x30
			58							150x40x28
			18							211x40x30
			18/36							210x40x30
										275x19.6x21.3
										275x19.6x21.3
										275x19.6x21.3
										275x29.6x25.5
										275x29.6x25.5
										260x40x25.4
										260x40x25.4

Electronic dimmable drivers for fluorescent lighting

12NC	EOC	Driver name	T case Max °C	Lifetime (H) @ T case max	# lamps
913700698366	871829169689600	HF-RiTD 1 14/24/21/39 TL5 E+ 195-240V 50/60 Hz	75	50,000	1
913700698466	871829169691900	HF-RiTD 2 14/24/21/39 TL5 E+ 195-240V 50/60 Hz	75	50,000	2
913700695666	871829166205100	HF-RiTD 1 28/35/49/54 TL5 E+ 195-240V	75	50,000	1
913700695866	871829166209900	HF-RiTD 2 28/35/49/54 TL5 E+ 195-240V	75	50,000	2
913700695766	871829166207500	HF-RiTD 1 35/49/80 TL5 E+ 195-240V	75	50,000	1
913700679066	871829115676500	HF-RiTD 3 14/24 TL5 E+ 195-240V 50/60 Hz	75	50,000	3
913700679166	871829115678900	HF-RiTD 4 14/24 TL5 E+ 195-240V 50/60 Hz	75	50,000	4
913700609666	871150091067730	HF-RiTD 280 TL5/PL-L E+ 220-240V	75	50,000	2
913700626082	871150091344930	HF-RTD 118 PL-T/C EII 220-240V 50/60 Hz	75	50,000	1
913700625982	871150091342530	HF-RTD 218 PL-T/C EII 220-240V 50/60 Hz	75	50,000	2
913700684766	871829124167600	HF-RiTD 1 26-42 PL-T/C E+ 195-240V	75	50,000	1
913700684866	871829124196000	HF-RiTD 2 26-42 PL-T/C E+ 195-240V	75	50,000	2
913700626282	871150091349430	HF-RTD 1 14-17 PL-R EII 220-240V	75	50,000	1
913700626182	871150091346330	HF-RTD 2 14-17 PL-R EII 220-240V	75	50,000	2
913700761866	871829171864200	HF-RiTD 155 TL5C E+ 195-240V 50/60 Hz	75	50,000	1
913700761966	871829171862800	HF-RiTD 160 TL5C E+ 195-240V 50/60 Hz	75	50,000	1
913700619866	871150091180330	HF-R 114-35 TL5 EII 220-240V 50/60 Hz	75	50,000	1
913700619566	871150091178030	HF-R 214-35 TL5 EII 220-240V 50/60 Hz	75	50,000	2
913700629466	871150091368530	HF-R 314 TL5 EII 220-240V 50-60 Hz	75	50,000	3
913700614466	871150091364730	HF-R 414 TL5 EII 220-240V 50-60 Hz	75	50,000	4
913700632866	871150091466830	HF-R 124 TL5/PL-L EII 220-240V 50/60 Hz	75	50,000	1
913700633166	871150091472930	HF-R 224 TL5/PL-L EII 220-240V 50/60 Hz	75	50,000	2
913700629666	871150091370830	HF-R 324 TL5/PL-L EII 220-240V 50-60 Hz	75	50,000	3
913700614866	871150091374630	HF-R 424 TL5/PL-L EII 220-240V 50-60 Hz	75	50,000	4
913700619966	871150091182730	HF-R 136 PL-L EII 220-240V 50/60 Hz	75	50,000	1
913700620066	871150091184130	HF-R 236 PL-L EII 220-240V 50/60 Hz	75	50,000	2
913700632966	871150091468230	HF-R 139 TL5 EII 220-240V 50/60 Hz	75	50,000	1
913700633266	871150091474330	HF-R 239 TL5 EII 220-240V 50/60 Hz	75	50,000	2
913700633066	871150091470530	HF-R 140 PL-L EII 220-240V 50/60 Hz	75	50,000	1
913700633366	871150091460630	HF-R 240 PL-L EII 220-240V 50/60 Hz	75	50,000	2
913700608666	871150090998530	HF-R 149 TL5 EII 220-240V 50/60 Hz	75	50,000	1
913700608766	871150091003530	HF-R 249 TL5 EII 220-240V 50/60 Hz	75	50,000	2
913700608866	871150091005930	HF-R 154 TL5 EII 220-240V 50/60 Hz	75	50,000	1
913700608966	871150091008030	HF-R 254 TL5 EII 220-240V 50/60 Hz	75	50,000	2
913700620166	871150091186530	HF-R 155 PL-L EII 220-240V 50/60 Hz	75	50,000	1
913700620266	871150091188930	HF-R 255 PL-L EII 220-240V 50/60 Hz	75	50,000	2
913700609066	871150091011030	HF-R 180 TL5/PL-L EII 220-240V 50/60 Hz	75	50,000	1
913700609166	871150091065330	HF-R 280 TL5/PL-L EII 220-240V 50/60 Hz	75	50,000	2
913700620366	871150091190230	HF-R 118 TL-D EII 220-240V 50/60 Hz	75	50,000	1
913700620466	871150091192630	HF-R 218 TL-D EII 220-240V 50/60 Hz	75	50,000	2
913700629566	871150091376030	HF-R 318 TL-D EII 220-240V 50-60 Hz	75	50,000	3
913700614666	871150091366130	HF-R 418 TL-D EII 220-240V 50-60 Hz	75	50,000	4
913700609266	871150091013430	HF-R 136 TL-D EII 220-240V 50/60 Hz	75	50,000	1
913700609366	871150091015830	HF-R 236 TL-D EII 220-240V 50/60 Hz	75	50,000	2
913700609466	871150091017230	HF-R 158 TL-D EII 220-240V 50/60 Hz	75	50,000	1
913700609566	871150091019630	HF-R 258 TL-D EII 220-240V 50/60 Hz	75	50,000	2
913700680066	871829117692300	HF-R 118 PL-T/C EII 220-240V 50/60 Hz	75	50,000	1
913700680166	871829117698500	HF-R 218 PL-T/C EII 220-240V 50/60 Hz	75	50,000	2
913700626666	872790080971800	HF-R 1 26-42 PL-T/C EII 220-240V 50/60 Hz	75	50,000	1
913700626566	872790080972500	HF-R 2 26-42 PL-T/C EII 220-240V 50/60 Hz	75	50,000	2
913700609566	871150091019630	HF-R 258 TL-D EII 220-240V 50/60 Hz	75	50,000	2
913700680066	871829117692300	HF-R 118 PL-T/C EII 220-240V 50/60 Hz	75	50,000	1
913700680166	871829117698500	HF-R 218 PL-T/C EII 220-240V 50/60 Hz	75	50,000	2
913700626666	872790080971800	HF-R 1 26-42 PL-T/C EII 220-240V 50/60 Hz	75	50,000	1
913700626566	872790080972500	HF-R 2 26-42 PL-T/C EII 220-240V 50/60 Hz	75	50,000	2

TL5 HE	TL-5 HO	TL5 HE ECO	TL5 HO ECO	TL-D	PL-L	PL-T/C	TL5c	PL-R	Dimensions l x w x h (mm)
14, 21	24, 39	13, 19	20, 34	18,36	24, 36, 40				360 x 30 x 22
14, 21	24, 39	13, 19	20, 34	18,36	24, 36, 40				360 x 30 x 22
28, 35	49, 54	25, 32	50, 45	58	55				360 x 30 x 22
28, 35	49, 54	25, 32	50, 45	58	55				360 x 30 x 22
35	49, 80	32	45, 73		80				360 x 30 x 22
14	24	13	20	18	18,24				360 x 30 x 22
14	24	13	20	18	18,24				360 x 30 x 22
	80		73		80				425 x 30 x 22
						18			123 x 79 x 33
						18			123 x 79 x 33
						26, 32, 42	22, 40		123 x 79 x 33
						26, 32, 42	22, 40		123 x 79 x 33
								14, 17	123 x 79 x 33
								14, 17	123 x 79 x 33
							55		123 x 79 x 33
							60		123 x 79 x 33
14, 21, 28, 35		13, 19, 25, 32							360 x 30 x 22
14, 21, 28, 35		13, 19, 25, 32							360 x 30 x 22
14		13							360 x 39 x 22
14		13							360 x 39 x 22
	24		20						360 x 30 x 22
	24		20						360 x 30 x 22
	24		20						360 x 39 x 22
	24		20						360 x 39 x 22
					36				360 x 30 x 22
					36				360 x 30 x 22
	39		34						360 x 30 x 22
	39		34						360 x 30 x 22
					40				360 x 30 x 22
					40				360 x 30 x 22
	49		45						360 x 30 x 22
	49		45						360 x 30 x 22
	54		50						360 x 30 x 22
	54		50						360 x 30 x 22
					55				360 x 30 x 22
					55				360 x 30 x 22
	80		73		80				360 x 30 x 22
	80		73		80				425 x 30 x 22
				18					360 x 30 x 22
				18					360 x 30 x 22
				18					360 x 39 x 22
				18					360 x 39 x 22
				36					360 x 30 x 22
				36					360 x 30 x 22
				58					360 x 30 x 22
				58					360 x 30 x 22
						18			123 x 79 x 33
						18			123 x 79 x 33
						26, 32, 42			123 x 79 x 33
						26, 32, 42			123 x 79 x 33
		58							360 x 30 x 22
				18					123 x 79 x 33
				18					123 x 79 x 33
				26, 32, 42					123 x 79 x 33
				26, 32, 42					123 x 79 x 33

Electronic dimmable drivers: HF-Regulator Intelligent Features

12NC	EOC	Material	Corridor Mode (non-programmable)
913700684766	871829124167600	HF-RiTD 1 26-42 PL-T/C E+ 195-240V	
913700684866	871829124196000	HF-RiTD 2 26-42 PL-T/C E+ 195-240V	
913700670866	871829111321800	HF-RiTD 1 14/24/21/39 TL5 E+ 195-240V 50-60 Hz	✓
913700670966	871829111323200	HF-RiTD 2 14/24/21/39 TL5 E+ 195-240V 50-60 Hz	✓
913700679066	871829115676500	HF-RiTD 3 14/24 TL5 E+ 195-240V 50-60 Hz	
913700679166	871829115678900	HF-RiTD 4 14/24 TL5 E+ 195-240V 50-60 Hz	
913700656066	872790089057000	HF-RiTD 1 28/35/49/54 TL5 E+ 195-240V 50-60 Hz	✓
913700656166	872790088768600	HF-RiTD 2 28/35/49/54 TL5 E+ 195-240V 50-60 Hz	✓
913700655966	872790089198000	HF-RiTD 1 35/49/80 TL5 E+ 195-240V 50-60 Hz	✓

To find out more, contact your local Philips representative or go to www.philips.com/gearselectiontool or www.ecat.lighting.philips.com.

September 2013

Programmable Corridor Mode	Energy Meter	DC Emergency Level	Lamp Burn-in time	Quick lamp start
✓		✓	✓	
✓		✓	✓	
✓	✓	✓	✓	✓
✓	✓	✓	✓	✓
✓	✓	✓	✓	✓
✓	✓	✓	✓	✓
✓	✓	✓	✓	✓
✓	✓	✓	✓	✓
✓	✓	✓	✓	✓

Electronic drivers for HID indoor lighting

September 2013

			GPC	EOC	Driver name	Lifetime 40k hrs/90% survivals		
						Tcase (°C)	Tamb (°C)	
Aspira Vision	Triple Wattage	35W, 50W and 70W	913700683866	871829123310700	HID-AV C 35-70 /S CDM 220-240 V 50/60 Hz	80	50	
			913700683966	871829165008900	HID-AV C 35-70 /P CDM 220-240 V 50/60 Hz	80	50	
			913700684066	871829123312100	HID-AV C 35-70 /I CDM 220-240 V 50/60 Hz	80	45	
			913700684166	871829123314500	HID-AV C 35-70 /C CDM 220-240 V 50/60 Hz	80	45	
	DALI	70W	913700647066	872790088430200	HID-AV DALI C 70 /S CDM 220-240 V 50/60 Hz	80	60	
913700647166			872790094400600	HID-AV DALI C 70 /I CDM 220-240 V 50/60 Hz	80	55		
Prima Vision	Mini	20W PGJ5	913700601466	871150053608230	HID-PV m PGJ5 20 /S CDM LPF 220-240 V 50/60 Hz	65	40	
			913700656766	872790077128200	HID-PV m PGJ5 20 /S CDM HPF 220-240 V 50/60 Hz	85	50	
			913700601666	871150090981730	HID-PV m PGJ5 20 /I CDM LPF 220-240 V 50/60 Hz	65	40	
			913700601566	871150090761530	HID-PV m PGJ5 20 /P CDM LPF 220-240 V 50/60 Hz	85	50	
			913700637295	872790080153800	HID-PV m PGJ5 20 /G CDM LPF 220-240 V 50/60 Hz	65	40	
			913700627195	872790080369300	HID-PV m PGJ5 20 /GMF CDM LPF 220-240 V	65	40	
			913700646166	872790089063100	HID-PV m 20 /S CDM HPF 220-240 V 50/60Hz	80	50	
			913700646266	872790089060000	HID-PV m 20 /I CDM HPF 220-240 V 50/60 Hz	80	45	
			913700653666	872790088341100	HID-PV m 35 /S CDM 220-240 V 50/60 Hz	85	50	
			913700653566	872790089164500	HID-PV m 35 /I CDM 220-240 V 50/60 Hz	80	45	
			913700665966	871829111573100	HID-PV m 50 /S CDM 220-240 V 50/60 Hz	90	50	
Prima Vision	Compact	20W	913700698566	871829169400700	HID-PV C 20/S CDM 220-240 V 50/60 Hz	80	55	
			913700652766	872790085962100	HID-PV C 35 /S CDM 220-240 V 50/60 Hz	80	55	
			35W	913700653166	872790085973700	HID-PV C 35 /I CDM 220-240 V 50/60 Hz	75	50
				913700652866	872790086554700	HID-PV C 35 /P CDM 220-240 V 50/60 Hz	80	55
				913700684466	871829122857800	HID-PV C 35 /C CDM 220-240 V 50/60 Hz	75	50
				913700664966	872790093363500	HID-PV C 50 /S CDM 220-240 V 50/60 Hz	80	55
			50W	913700665166	872790093365900	HID-PV C 50 /I CDM 220-240 V 50/60 Hz	75	50
				913700665066	872790094338200	HID-PV C 50 /P CDM 220-240 V 50/60 Hz	80	55
				913700684566	871829122845500	HID-PV C 50 /C CDM 220-240 V 50/60 Hz	75	50
			70W	913700652966	872790085974400	HID-PV C 70 /S CDM 220-240 V 50/60 Hz	80	50
				913700653266	872790085988100	HID-PV C 70 /I CDM 220-240 V 50/60 Hz	75	45
913700653066	872790086553000	HID-PV C 70 /P CDM 220-240 V 50/60 Hz		80	50			
913700684666	871829122800400	HID-PV C 70 /C CDM 220-240 V 50/60 Hz		75	45			
Prima Vision	Twin	35W	913700656866	872790089572800	HID-PV C 2x35 /S CDM 220-240 V 50/60 Hz	70	55	
			913700656466	872790089704300	HID-PV C 2x35 /I CDM 220-240 V 50/60 Hz SOFT START	85	55	
			913700657566	872790089589600	HID-PV C 2x35 /P CDM 220-240 V 50/60 Hz	70	55	
			70W	913700641896	872790084579200	HID-PV C 2x70 /S CDM 220-240 V 50/60 Hz	80	50
				913700641996	872790084580800	HID-PV C 2x70 /I CDM 220-240 V SOFT START	75	45
Prima-Vision	Power	100W	913700656266	872790089762300	HID-PV C 100 /S CDM 220-240 V 50/60 Hz	75	50	
			913700656366	872790089951100	HID-PV C 100 /I CDM 220-240 V 50/60 Hz SOFT START	75	45	
		150W	913700614066	871150091052330	HID-PV C 150 /S CDM 220-240 V 50/60 Hz	75	50	
			913700658966	872790090738400	HID-PV 150 /S CDM 220-240 V 50/60 Hz	85	45	
Prima-Vision	SDW	50W	913700656666	872790088753200	HID-PV 50 /S SDW-TG 220-240 V 50/60 Hz	85	60	
			913700656566	872790088754900	HID-PV 100 /S SDW-TG 220-240 V 50/60 Hz	85	60	
			913700157472	871150053986130	HID Strain Relief			

To find out more, contact your local Philips representative or go to www.philips.com/gearselectiontool or www.ecat.lighting.philips.com.

/S - Standard - Built in the luminaire
 /I - Independent - Placed on the ceiling
 /P - PCB Version
 /C - Plug-and-Power (Connector) -Connector Version

/G - Plug-and-Power (Pre-cabled) - Main Side - No Cable
 - Lamp Side - 0,5m silicon cable H05SS-F, ST18i3 latch connector
 /GM - Plug-and-Power (Pre-cabled) - Main Side - 1,0m vinyl cable H05VV-F, GST18i3 male (black) connector
 - Lamp Side - 0,5m neoprene cable H05RN-F, ST18i3 non-latch (black) connector
 /GMF - Plug-and-Power (Pre-cabled) - Main Side - 2,5m vinyl cable H05VV-F, Euro plug (grounded 90 degree, S4) connector
 - Lamp Side - 0,5m silicon cable H05SS-F, ST18i3 latch connector

L (A1)	Dimensions (mm)			# of drivers per MCB			SOFT START	↻	P	🌡️	⚡	(Ψ)	🚰
	W (B1)	H (C1)	B16A	B10A	C16A	C10A							
110	75	32	58/42/32	36/26/20	58/42/32	36/26/20	✓			✓	✓	✓	
108	72	30	58/42/32	36/26/20	58/42/32	36/26/20	✓			✓	✓	✓	
188	83	34.5	58/42/32	36/26/20	58/42/32	36/26/20	✓	✓		✓	✓	✓	
162	83	32.4	58/42/32	36/26/20	58/42/32	36/26/20	✓		✓	✓	✓	✓	
110	75	32	32	20	32	20	✓			✓	✓		✓
188	82.7	34.5	32	20	32	20	✓	✓		✓	✓		✓
97.3	43.3	30	48	23	61	37							
97.3	43.3	30	24	15	41	25							
190	43.3	30	48	30	81	50		✓					
94	40	26	48	30	81	50							
190	43.3	30	48	30	81	50		✓	✓				
190	43.3	30	48	30	81	50		✓	✓				
97.3	43.3	30	24	15	41	25							
234.7	49.4	34	24	15	41	25		✓					
97.3	43.3	30	24	15	41	25							
234.7	49.4	34	24	15	41	25		✓					
97	43.3	30.1	24	15	41	25							
109.6	74.4	32.2	24	15	41	25							
109.6	74.4	32.2	24	15	41	25							
188	82.7	34.5	24	15	41	25							
106.4	71.6	29.6	24	15	41	25							
162	83	32.4	24	20					✓				
109.6	74.4	32.2	24	15	41	25							
188	82.7	34.5	24	15	41	25							
106.4	71.6	29.6	24	15	41	25							
162	83	32.4	24	20					✓				
109.6	74.4	32.2	20	13	34	21							
188	82.7	34.5	20	13	34	21							
106.4	71.6	29.6	20	13	34	21							
162	83	32.4	20	16					✓				
135	75	32	14	9	24	14							
245	94	35	20	13	20	13	✓	✓					
135	75	32	14	9	24	14							
165	90	32	10	6	17	10							
245	94	35	14	8	14	8	✓						
135	75	32	7	4	12	7							
224	82.7	34.2	17	10	17	10	✓	✓					
135	75	32	6	4	10	6							
150	90	37	5	3	8	5							
150	90	37	24	15	41	25							
150	90	37	14	9	24	14							

Electronic drivers for HID outdoor lighting



Product Category	Product family	Lamp type	Housing				Lifetime (hours)	Tcase (°C)				
				12NC	EOC	Product Description						
Xtreme	PrimaVision Xtreme	CPO	C can	45	913700672966	871829121204100	PrimaVision C1 Xt CPO45	80,000	80			
			C can	60	913700673066	871829119842000	PrimaVision C1 Xt CPO60	80,000	80			
			C can	90	913700673166	871829119844400	PrimaVision C1 Xt CPO90	80,000	80			
			C can	140	913700673266	871829119848200	PrimaVision C1 Xt CPO140	80,000	80			
			Q can	45	913700690366	871829166896100	PrimaVision Q Xt CPO45	80,000	80			
			Q can	60	913700685466	871829124143000	PrimaVision Q Xt CPO60	80,000	80			
			Q can	90	913700685566	871829124145400	PrimaVision Q Xt CPO90	80,000	80			
			Q can	140	913700685666	871829124147800	PrimaVision Q Xt CPO140	80,000	80			
			Q can	50	913700690466	871829169877700	PrimaVision Q Xt SON50	80,000	80			
			Q can	70	913700690566	871829169879100	PrimaVision Q Xt SON70	80,000	80			
			Q can	100	913700690666	871829169881400	PrimaVision Q Xt SON100	80,000	80			
			Q can	150	913700690766	871829169883800	PrimaVision Q Xt SON150	80,000	80			
			Q can	50	913700690866	871829169885200	PrimaVision Q Xt CDO50	80,000	80			
			Q can	70	913700690966	871829169887600	PrimaVision Q Xt CDO70	80,000	80			
			Q can	100	913700691066	871829169889000	PrimaVision Q Xt CDO100	80,000	80			
		Q can	150	913700691166	871829169891300	PrimaVision Q Xt CDO150	80,000	80				
		T can	210	913700672766	871829121993400	PrimaVision Xt CDM210	80,000	80				
		DynaVision LumiStep Xtreme	8 hours	CPO	C can	45	913700682166	871829121990300	DynaVision LS-8 C1 Xt CPO45	80,000	80	
					C can	60	913700674666	871829174885400	DynaVision LS-8 C1 Xt CPO60	80,000	80	
					C can	90	913700674766	871829174893900	DynaVision LS-8 C1 Xt CPO90	80,000	80	
					C can	140	913700674866	871829174895300	DynaVision LS-8 C1 Xt CPO140	80,000	80	
					Q can	45	913700691266	871829166898500	DynaVision LS8 Q Xt CPO45	80,000	80	
				Q can	60	913700691366	871829166900500	DynaVision LS8 Q Xt CPO60	80,000	80		
				Q can	90	913700691466	871829166902900	DynaVision LS8 Q Xt CPO90	80,000	80		
				Q can	140	913700691566	871829166904300	DynaVision LS8 Q Xt CPO140	80,000	80		
				6 hours	CPO	C can	45	913700678266	871829120473200	DynaVision LS-6 C1 Xt CPO45	80,000	80
						C can	60	913700673866	871829121206500	DynaVision LS-6 C1 Xt CPO60	80,000	80
						C can	90	913700673966	871829121208900	DynaVision LS-6 C1 Xt CPO90	80,000	80
						C can	140	913700674066	871829173374400	DynaVision LS-6 C1 Xt CPO140	80,000	80
						Q can	45	913700691666	871829166906700	DynaVision LS6 Q Xt CPO45	80,000	80
					Q can	60	913700691766	871829166908100	DynaVision LS6 Q Xt CPO60	80,000	80	
					Q can	90	913700691866	871829166910400	DynaVision LS6 Q Xt CPO90	80,000	80	
			Q can		140	913700691966	871829166912800	DynaVision LS6 Q Xt CPO140	80,000	80		
			DynaVision Prog Xtreme		CPO	C can	45	913700674966	871829121210200	DynaVision Prog C1 Xt CPO45	80,000	80
						C can	60	913700675066	871829120453400	DynaVision Prog C1 Xt CPO60	80,000	80
	C can			90		913700675166	871829120455800	DynaVision Prog C1 Xt CPO90	80,000	80		
	C can			140		913700675266	871829120457200	DynaVision Prog C1 Xt CPO140	80,000	80		
	Q can			45		913700692866	871829166914200	DynaVision Prog Q Xt CPO45	80,000	80		
	Q can			60		913700685766	871829124149200	DynaVision Prog Q Xt CPO60	80,000	80		
	Q can			90		913700685866	871829124151500	DynaVision Prog Q Xt CPO90	80,000	80		
	Q can			140		913700685966		DynaVision Prog Q Xt CPO140	80,000	80		
	C can			50		913700677766	871829121212600	DynaVision Prog C1 Xt CDO50	80,000	80		
	C can			70		913700677866	871829121214000	DynaVision Prog C1 Xt CDO70	80,000	80		
	C can			100		913700677966	871829121216400	DynaVision Prog C1 Xt CDO100	80,000	80		
	C can			150		913700678066	871829121218800	DynaVision Prog C1 Xt CDO150	80,000	80		
	Q can			50		913700692966	871829166916600	DynaVision Prog Q Xt CDO50	80,000	80		
	Q can			70		913700693066	871829166918000	DynaVision Prog Q Xt CDO70	80,000	80		
	Q can			100		913700693166	871829166920300	DynaVision Prog Q Xt CDO100	80,000	80		
	Q can			150	913700693266	871829166922700	DynaVision Prog Q Xt CDO150	80,000	80			
	T can			250	913700679666	871829122261300	DynaVision Prog Xt CDO250	80,000	80			
	SON			C can	C can	50	913700678566	871829121220100	DynaVision Prog C1 Xt SON50	80,000	80	
					C can	70	913700678666	871829121222500	DynaVision Prog C1 Xt SON70	80,000	80	
		C can			100	913700678766	871829121224900	DynaVision Prog C1 Xt SON100	80,000	80		
		C can			150	913700678866	871829121226300	DynaVision Prog C1 Xt SON150	80,000	80		
		Q can			50	913700693366	871829166924100	DynaVision Prog Q Xt SON50	80,000	80		
		Q can		70	913700693466	871829166926500	DynaVision Prog Q Xt SON70	80,000	80			
		Q can		100	913700693566	871829166928900	DynaVision Prog Q Xt SON100	80,000	80			
		Q can		150	913700693666	871829166930200	DynaVision Prog Q Xt SON150	80,000	80			
		T can		250	913700676766	871829121991000	DynaVision Prog Xt SON250	80,000	80			
		CDM		210	913700676966	871829122269900	DynaVision Prog Xt 210 CDM	80,000	80			

Electronic drivers for HID outdoor lighting

Product Category	Product family	Lamp type	Housing				Lifetime (hours)	Tcase (°C)		
				12NC	EOC	Product Description				
Economy	PrimaVision Economy	CPO	Q can	45	913700760366	871829170499700	PrimaVision Economy Q CPO45	60,000	80	
				60	913700760266	871829170495900	PrimaVision Economy Q CPO60	60,000	80	
				90	913700760166	871829170491100	PrimaVision Economy Q CPO90	60,000	80	
				140	913700760066	871829170483600	PrimaVision Economy Q CPO140	60,000	80	
				70	913700760666	871829170505500	PrimaVision Economy Q SON70	60,000	80	
	100	913700760566		871829170503100	PrimaVision Economy Q CPO140	60,000	80			
	150	913700760466		871829170501700	PrimaVision Economy Q CPO140	60,000	80			
	DynaVision Economy Lumistep	6 hours		CPO	60	913700760966	871829170511600	DynaVision Economy Q CPO60	60,000	80
					90	913700760866	871829170509300	DynaVision Economy Q CPO90	60,000	80
					140	913700760766	871829170507900	DynaVision Economy Q CPO140	60,000	80
					70	913700761266	871829170517800	DynaVision Economy Q CPO70	60,000	80
					100	913700761166	871829170515400	DynaVision Economy Q CPO100	60,000	80
	150	913700761066		871829170513000	DynaVision Economy Q CPO150	60,000	80			

Electromagnetic drivers for HID outdoor lighting

Type	Voltage	Lifetime 40k hrs/99% survivals			Dimensions (mm)			Robustness	5 year warranty				
		12NC	EOC	Driver name	ΔT (°C)	Twin-ding	Tambient			L (A1)	W (B1)	H (C1)	
Basic	220 V	SON/CDO/MH	913700284326	872790094041100	BSN 50 K300-I 220 V 50 Hz BC1-118	70	140	70	118	61	52	✓	✓
			913700284526	872790094049700	BSN 70 K300-I 220 V 50 Hz BC1-118	75	140	65	118	61	52	✓	✓
			913700284026	872790093354300	BSN 100 K300-I 220 V 50 Hz BC1-118	75	130	55	118	61	52	✓	✓
			913700284126	872790092829700	BSN 150 K300-I 220 V 50 Hz BC2-126	75	140	65	126	76	65	✓	✓
			913700284226	872790094078700	BSN 250 K300-I 220 V 50 Hz BC2-151	85	140	55	151	76	65	✓	✓
	230/240 V	HPL/HPI/SON-H	913700279726	872790090507600	BSN 400 K300-I 220 V 50 Hz BC3-166	80	130	50	166	97	83	✓	✓
			913700283726	872790094009100	BHL 80 K200 220 V 50 Hz BC1-118	65	130	65	118	61	52	✓	✓
			913700283426	872790094001500	BHL 125 K200 220 V 50 Hz BC1-118	85	130	45	118	61	52	✓	✓
			913700283526	872790094062600	BHL 250 K200 220 V 50 Hz BC2-126	85	130	45	126	76	65	✓	✓
			913700283626	872790094072500	BHL 400 K200 220 V 50 Hz BC2-151	85	130	45	151	76	65	✓	✓
	230/240 V	SON/CDO/MH	913700276826	872790088693100	BSN 50 K407-ITS 230/240 V 50 Hz BC1-118	70	140	70	118	61	52	✓	✓
			913700277026	872790088694800	BSN 70 K407-ITS 230/240 V 50 Hz BC1-118	80	140	60	118	61	52	✓	✓
			913700277226	872790088695500	BSN 100 K407-ITS 230/240 V 50 Hz BC1-123	80	140	60	123	61	52	✓	✓
			913700277426	872790088698600	BSN 150 K407-ITS 230/240 V 50 Hz BC2-134	80	140	60	134	76	65	✓	✓
			913700277626	872790088702000	BSN 250 K407-ITS 230/240 V 50 Hz BC2-160	80	140	60	160	76	65	✓	✓
HPL/HPI/SON-H		913700277826	872790088704400	BSN 400 K407-ITS 230/240 V 50 Hz BC3-166	80	140	60	160	76	65	✓	✓	
		913700279026	872790088705100	BSN 600 K302-ITS 230 V 50 Hz BC3-166	75	140	65	166	97	83	✓	✓	
		913700286126	872790094007700	BHL 50/80 K407 230/240 V 50 Hz BC1-118	80	140	60	166	97	83	✓	✓	
		913700280226	872790094013800	BHL 80/125 K407 230/240 V 50 Hz BC1-118	85	140	55	118	61	52	✓	✓	
		913700286026	872790094005300	BHL 125 K307 230/240 V 50 Hz BC1-118	85	140	55	118	61	52	✓	✓	
230/240 V	HPI/SON	913700278026	872790088701300	BHL 250 K307 230/240 V 50 Hz BC2-134	85	140	55	134	76	65	✓	✓	
		913700278226	872790088703700	BHL 400 K307 230/240 V 50 Hz BC2-160	85	140	55	134	76	65	✓	✓	
		913700298526	871829154756300	BHL 1000 L307-A 230/240 V 50 Hz	100	140	40	228	126	112	✓		
380V-415 V	HPI/SON	913700275426	871829111853400	BSN 1000 L307-A 230/240 V 50 Hz	60	130	70	228	126	112	✓		
		913700298426	871829154754900	BHL 2000 L4018-A 380/400/415 V 50 Hz	80	140	60	160	117	102	✓		
MHN-FC/LA/SA/SB/SE	380V-415 V	913700275326	871829111851000	BMH 2000 L5018-A 380/400/415 V 50 Hz	60	130	70	317	126	126	✓		

Tamb (°C)	Dimensions (mm)			Integrated DynaDimmer	Line Switch	AmpDim	LumiStep	Thermal Guard			ALO	CLO
	L (A1)	W (B1)	H (C1)									
-30/+50	150	90	40					✓				
-30/+50	150	90	40					✓				
-30/+50	150	90	40					✓				
-30/+50	150	90	40					✓				
-30/+50	150	90	40					✓				
-30/+50	150	90	40					✓				
-30/+50	150	90	40					✓				
-30/+50	150	90	40				✓	✓				
-30/+50	150	90	40				✓	✓				
-30/+50	150	90	40				✓	✓				
-30/+50	150	90	40				✓	✓				
-30/+50	150	90	40				✓	✓				
-30/+50	150	90	40				✓	✓				

Type	Voltage	Lifetime 40k hrs/99% survivals											Dimensions (mm)	
		12NC	EOC	Driver name	ΔT (°C)	Twin-ding	Tambient	L (A1)	W (B1)	H (C1)	Robustness	5 year warranty		
Heavy Duty	SON/CDO/MH	220 V	913648050326	871150091980931	BSN 100 L08 220V 50 Hz HD1-123	70	130	60	123	65	53	✓		
			913700294226	871829113942300	BSN 150 K08 220V 50 Hz HD2-126	75	130	55	126	76	65	✓		
	HPL/HPI/SON-H	230 V	913601710426	871150091935931	BHL 80 L40 230V 50 Hz HD1-118	60	130	70	118	65	53	✓	✓	
			913602950426	871150091514631	BHL 125 L40 230V 50 Hz HD1-118	70	130	60	118	65	53	✓	✓	
			913603920426	871150091950230	BHL 250 L40 230V 50 Hz HD2-126	85	130	45	126	81	66	✓	✓	
			913604920426	871150091953330	BHL 400 L40 230V 50 Hz HD2-151	80	130	50	151	81	66	✓	✓	
			913657010426	871150092024931	BSN 50 L33 230V 50 Hz HD1-118	60	130	70	118	65	53	✓	✓	
			913655010426	871150092009631	BSN 70 L33 230V 50 Hz HD1-118	55	130	75	118	65	53	✓	✓	
			913648060426	871150091982331	BSN 100 L33 230V 50 Hz HD1-123	70	130	60	123	65	53	✓	✓	
			913652050426	871150091995330	BSN 150 L33 230V 50 Hz HD2-126	75	130	55	134	81	66	✓	✓	
	913625150426	871150091976230	BSN 250 L33 230V 50 Hz HD2-151	80	130	50	151	81	66	✓	✓			
	SON	230 V	913623090426	871150091974830	BSN 400 L33 230V 50 Hz HD3-166	70	130	60	160	81	66	✓	✓	
			913655050526	871150091541231	BSN 70 L34 240V 50 Hz HD1-118	55	130	75	118	65	53	✓	✓	
			913648070526	871150091535131	BSN 100 L34 240V 50 Hz HD1-123	75	130	55	123	65	53	✓	✓	
			913652060526	871150091520730	BSN 150 L34 240V 50 Hz HD2-134	70	140	70	134	81	66	✓	✓	
	SON/CDO/MH	240 V	913625160526	871150091537530	BSN 250 L34 240V 50 Hz HD2-160	80	130	50	151	81	66	✓	✓	
913700293126			871829120605700	BSN 70 K307-TS-R 230/240V 50 Hz BC1-118	80	140	60	118	62	51	✓	✓		
913700292026			871829120609500	BSN 100 K307-TS-R 230/240V 50 Hz BC1-123	75	140	65	123	62	51	✓	✓		
913700292126			871829120611800	BSN 150 K307-TS-R 230/240V 50 Hz BC2-134	75	140	65	134	76	65	✓	✓		
SON/CDO/MH	230/240 V	913700292526	871829120613200	BSN 250 K307-TS-R 230/240V 50 Hz BC2-160	80	140	60	160	76	65	✓	✓		
		913700293426	871829120615600	BSN 400 K307-TS-R 230/240V 50 Hz BC3-166	80	140	60	166	97	83	✓	✓		

Electromagnetic drivers for HID outdoor lighting

type	Voltage	Lifetime 40k hrs/99% survivals						Dimensions (mm)			Robustness		
		12NC	EOC	Driver name	ΔT (°C)	Twinding	Tambient	L (A1)	W (B1)	H (C1)			
High Power Heavy Duty	HPI	220V	913700218403	871150006231400	BHL 1000 L02 220V 50 Hz HP-207	70	130	60	207	117	102		
			913700217303	871150006237600	BHL 1000 L78 230/240V 50 Hz HP-207	80	130	50	317	117	102	✓	
			913700218003	871150006385400	BHL 2000 L78 230/240V 50 Hz HP-317	70	130	60	317	117	102	✓	
	SON	230/240V	913700217503	871150006236900	BSN 1000 L78 230/240V 50 Hz HP-257	70	130	60	257	117	102	✓	
			913700217703	871150005990100	BMH 1800 L78 230/240V 50 Hz HP-317	80	130	50	317	117	102	✓	
			913700218103	871150006228400	BSN 1000 L02 220V 50 Hz HP-257	70	130	60	257	117	102	✓	
	MHN-FCLA/SA/SB/SE	220V	913700232103	871150074276600	BHD 2000 L76 380/400/415 V 50 Hz HP-317	65	130	65	317	117	102	✓	
			913700248703	871150053817800	BHD 2000 L77 400/415/430V 50 Hz HP-317	65	130	65	317	117	102	✓	
			913700218303	871150006229100	BHL 2000 L50 360/380/400V 50 Hz HP-257	70	130	60	257	117	102	✓	
		380V-415V		913700217903	871150006384700	BHL 2000 L76 380/400/415 V 50 Hz HP-317	70	130	60	317	117	102	✓
				913700218203	871150006012900	BMH 2000 L76 380/400/415 V 50 Hz HP-317	65	130	65	317	117	102	✓

Ballast - Lamp combinations MK4 230-240 V

Commercial name	Lamp Technical name	Advised gear system for best performance			Alternative gear system		
		Ballast	Ignitor	Capacitor	Ballast	Ignitor	Capacitor
HPL-N	HPL-N 50 W	BHL 50/80 K407	-	7 µF/250V			
HPL	HPL-N 80 W	BHL 50/80 K407	-	8 µF/250V	BHL 80/125 K407	-	8 µF/250V
HPL 4	HPL-N 125 W	BHL 80/125 K407	-	10 µF/250V			
HPL Comfort	HPL-N 250 W	BHL 250 K307	-	18 µF/250V			
HPL-R	HPL-N 400 W	BHL 400 K307	-	25 µF/250V			
SON-H	SON-H 68 W	BHL 50/80 K407	-	8 µF/250V			
	SON-H 110 W	BHL 80/125 K407	-	10 µF/250V			
	SON-H 220 W	BHL 250 K307	-	18 µF/250V			
	SON-H 350 W	BHL 400 K307	-	25 µF/250V			
MASTER SON-T PIA PLUS	SON 50 W	BSN 50 K407-ITS	SKD-578	10 µF/250V			
MASTER SON PIA PLUS	SON 70 W	BSN 70 K407-ITS	SKD-578	12 µF/250V			
MASTER SON-T PIA	SON 100 W	BSN 100 K407-ITS	SKD-578	12 µF/250V			
SON*	SON 150 W	BSN 150 K407-ITS	SKD-578	18 µF/250V			
	SON 250 W	BSN 250 K407-ITS	SKD-578	32 µF/250V			
	SON 400 W	BSN 400 K407-ITS	SKD-578	45 µF/250V			
	SON 600 W	BSN 600 K302-ITS	SKD-578	60 µF/250V			
MASTERColour City CDO-T/TT/ET	CDO 50 W	BSN 50 K407-ITS	SKD-578	10 µF/250V			
	CDO 70 W	BSN 70 K407-ITS	SKD-578	12 µF/250V			
	CDO 100 W	BSN 100 K407-ITS	SKD-578	12 µF/250V			
	CDO 150 W	BSN 150 K407-ITS	SKD-578	18 µF/250V			
	CDO 250 W	BSN 250 K407-ITS	SKD-578	32 µF/250V			
MASTER HPI PLUS MH-T	HPI PLUS 250 W BU	BSN 250 K407-ITS	SKD-578	32 µF/250V	BHL 250 K307	SI-51	18 µF/250V
	HPI PLUS 400 W BU	BSN 400 K407-ITS	SKD-578	45 µF/250V	BHL 400 K307	SI-51	25 µF/250V
	HPI PLUS 400 W BUS	BSN 400 K407-ITS	-	45 µF/250V	BHL 400 K307	-	25 µF/250V
MHN-TD	MHN-TD 70 W	BMH 70 K407-ITS	SKD-578	12 µF/250V			
	MHN-TD 150 W	BSN 150 K407-ITS	SKD-578	18 µF/250V			
	MHN-TD 250 W	BSN 250 K407-ITS	SKD-578	32 µF/250V			
	MHW-TD 150 W	BSN 150 K407-ITS	SKD-578	18 µF/250V			
MASTER SDW-T	SDW-T 35 W	BSL 35 K327-TS	CSLS 35	6 µF/250V			
	SDW-T 50 W	BSL 50 K307-TS	CSLS 50	9 µF/250V			
	SDW-T 100 W	BSL 100 K307-TS	CSLS 100	14 µF/250V			



* Phased out in EU27 market (only for existing installations)

driver		lamp	ignitor	Lifetime 40k hrs/99% survivals				Dimensions (mm)			Robustness	5 year warranty	
				12NC	EOC	Driver name	Tcase	Tambient	L (A1)	W (B1)			H (C1)
IGNITORS	series	lamps to 70 W	digital	913700195891	871150093144330	SUD 10-S 220-240V 50/60 Hz	105	70	78	36	32	✓	✓
				913700193591	871150093035430	SUD 40-S 220-240V 50/60 Hz	105	70	78	36	32	✓	✓
		lamps to 100-400 W	analog	913700145291	871150053791130	SU 38-S 220-240V 50/60 Hz	95	55	78	36	32	✓	✓
	lamps 35-600 W	913700655566		872790089568100	SK 578 220-240V 50/60 Hz	90	85	63.5	40	28	✓	✓	
	semi-pararell basic ballasts	lamps 35-600 W	digital	913700655666	872790089570400	SK 578-S 220-240V 50/60 Hz	90	85	67.5	40	28	✓	✓
				913700655366	872790089567400	SKD 578 220-240V 50/60 Hz	90	85	63.5	40	28	✓	✓
		lamps 100-400 W	digital	913700655466	872790089569800	SKD 578-S 220-240V 50/60 Hz	90	85	67.5	40	28	✓	✓
				913619589966	871150091556630	SN 57 220-240V 50/60 Hz	90	75	84.5	41	38	✓	
				913700128466	871150091555930	SN 57-S 220-240V 50/60 Hz	90	75	89	41	38	✓	
				913619579966	871150074175230	SN 58 220-240V 50/60 Hz	90	85	84.5	41	38	✓	
	semi-pararell Heavy Duty ballasts	lamps to 70 W	analog	913700124866	871150006052530	SN 58-S 220-240V 50/60 Hz	90	85	89	41	38	✓	
				913700185166	871150093068230	SND 58 220-240V 50/60 Hz	90	85	84.5	41	38	✓	
		lamps 100-400 W	digital	913700185266	871150093070530	SND 58-S 220-240V 50/60 Hz	90	85	89	41	38	✓	

Lamp		Advised gear system for best performance			Alternative gear system		
Commercial name	Technical name	Ballast	Ignitor	Capacitor	Ballast	Ignitor	Capacitor
MASTERColour CDM-TP	CDM 150 W	BSN 150 K407-ITS	SKD-578	18 µF/250V			
	CDM 250 W	BSN 250 K407-ITS	SKD-578	32 µF/250V			
MASTERColour CDM-T/TD	CDM-T/TD 35 W	BMH 35 K407-ITS	SKD-578	6 µF/250V			
	CDM-T/TD 70 W	BMH 70 K407-ITS	SKD-578	12 µF/250V			
	CDM-T/TD 150 W	BSN 150 K407-ITS	SKD-578	18 µF/250V			
MASTERColour CDM-TT/ET	CDM-TT/ET 70 W	BMH 70 K407-ITS	SKD-578	12 µF/250V			
	CDM -TT/ET 150 W	BSN 150 K407-ITS	SKD-578	18 µF/250V			
HPI-T	HPI-T 1000 W	BHL 1000 L78	SI-52	65 µF/250V	BHL 1000 L307-A	SI-52	65 µF/250V
	HPI-T 2000 W HO /400V	BHL 2000 L76	SI-54	35 µF/450V	BHL 2000 L4018-A	SI-54	35 µF/450V
	HPI-T 2000 W HO /400V	BHL 2000 L50	SI-54	35 µF/450V	BHL 2000 L4018-A	SI-54	35 µF/450V
	HPI-T 2000 W/220V	BHL 2000 L78	SI-52	125 µF/250V			
	HPI-T 2000 W/380V	BHL 2000 L76	SI-54	35 µF/450V	BHL 2000 L4018-A	SI-54	35 µF/450V
	HPI-T 2000 W/380V	BHL 2000 L50	SI-54	35 µF/450V	BHL 2000 L4018-A	SI-54	35 µF/450V
HPL-N	HPL-N 1000 W	BHL 1000 L78		65 µF/250V	BHL 1000 L307-A		65 µF/250V
MHN-FC HO	MHN-FC 2000 W/400V	BMH 2000 L5019-A LA/FC	380MZN2000	65 µF/400V	BMH 2000 L5018-A	380MZN2000	65 µF/450V
MHN-LA HO	MHN-LA 1000 W/230V	BSN 1000 L78	SN56/SN59	100 µF/250V	BSN 1000 L307-A	MZN 1000-S	100 µF/250V
	MHN-LA 1000 W/230V	BSN 1000 L407-I-A	SN59	100 µF/250V			
	MHN-LA 2000 W/400V	BMH 2000 L76	380MZN2000	65 µF/400V	BMH 2000 L5018-A	380MZN2000	65 µF/450V
	MHN-LA 2000 W/400V	BHD 2000 L76	380MZN2000	65 µF/400V	BMH 2000 L5018-A	380MZN2000	65 µF/450V
	MHN-LA 2000 W/400V	BHD 2000 L77	380MZN2000	65 µF/400V	BMH 2000 L5018-A	380MZN2000	65 µF/450V
	MHN-LA 2000 W/400V	BMH 2000 L5019-A LA/FC	380MZN2000	65 µF/400V	BMH 2000 L5018-A	380MZN2000	65 µF/450V
	MHN-SA HO	MHN-SA 1800 W/230V	BMH 1800 L78	SN56/SN59	200 µF/250V		
MHN-SA 1800 W/400V	BMH 2000 L76	380MZN2000	70 µF/400V				
MHN-SA 1800 W/400V	BHD 2000 L76	380MZN2000	75 µF/400V				
MHN-SA 1800 W/400V	BHD 2000 L77	380MZN2000	75 µF/400V				
MHN-SA 2000 W/400V	BHD 2000 L76	380MZN2000	70 µF/400V	BMH 2000 L5018-A	380MZN2000	70 µF/450V	
MHN-SA 2000 W/400V	BHD 2000 L77	380MZN2000	70 µF/400V	BMH 2000 L5018-A	380MZN2000	70 µF/450V	
MHN-SA 2000 W/400V	BMH 2000 L5018-A	380MZN2000	70 µF/450V				
MHN-SB HO	MHN-SB 2000 W/400V	BMH 2000 L5018-A	380MZN2000	70 µF/450V			
MHN-SE HO	MHN-SE 2000 W/400V	BMH 2000 L5018-A	380MZN2000	70 µF/450V			
SON-T	SON-T 1000 W	BSN 1000 L78	SN56/SN59	100 µF/250V	BSN 1000 L307-A	MZN 1000-S	100 µF/250V
	SON-T 1000 W	BSN 1000 L407-I-A	SN59	100 µF/250V			

Indoor lighting controls

Drivers		Control family	12 NC	EOC	Control name
HF-Regulator 1-10V	Luminaire based	ActiLume	913700339503	872790094298900	LRI1655/00 ACTILUME 1-10V Sensor 100 cm
			913700182182	871155967010230	LRL1220/00 LuxSense TL5
			913700182282	871155967012630	LRL1220/00 LuxSense TL-D
			913700346403	871829115238500	LRL1222/10 ActiLume MicroLuxSense
HF-Performers: Intelligent & III versions Xitanium drivers	Room Control	OccuSwitch	913700350003	871829122557700	LRM1000/00 OS MOV DET
			913700350103	871829122561400	LRM1010/00 OS MOV DET Small
			913700350303	871829122563800	LRM1020/00 OS MOV DET Corridor
			913700350503	871829122565200	LRM1030/00 OS MOV DET Switch 3 wire
			913700350603	871829122567600	LRM1031/00 OS MOV DET Switch 2 wire
			913700350903	871829122573700	LRM1040/00 OS Move Det IP55 240 dgr
			913700327803	871155973138499	LRM1070/00 SENSR MOV DET ST
			913700327903	871155973140799	LRM1080/00 SENSR MOV DET ST IR
			OccuSwitch Wireless	913700352903	871829122577500
		913700353003		871829122575100	LRM1763/10 OS Wireless Multi Sensor
		913700352003		871829125065400	LRM1765/10 OS Wireless Corridor sensor
		913700351603		871829125061600	LRM1770/10 OS Wireless Corner sensor
		913700351803		871829125063000	LRM1775/10 OS Wireless Wall sensor
		HF-Regulator DALI & Aspira- Vision DALI	Room Control	OccuSwitch DALI	913700332904
913700333004	871155973234399				LRM2080/10 ADVANCED
913700333103	871155973236799				LRM2090/20 BMS

Daylight control	 Occupancy control	 Personal control	Switching Power GLS / Fluo	Number of drivers	(Dimming) interface
x	x			20	1-10V
x				20	1-10V
x				20	1-10V
x				20	1-10V
	x		2000 / 800		
	x		1000 / 400		
	x		1000 / 400		
	x		2000 / 1000		
	x		2000 / 1480		
	x		2000 / 500		
	x		1380 / 1380		
	x		1380 / 1380		
	x		1380 / 1380		Wireless
	x				
	x				
	x				
x	x	x		max. 15	DALI
x	x	x		max. 15	DALI
x	x	x		max. 15	DALI

Make the switch today

Green and Lighting

Lighting impacts on electricity bills, particularly if you're using outdated technologies. Lighting is one of the most attractive and easy ways to save money on your electricity bills. Not only does it consume 19% of all electricity in the world, replacing energy-inefficient lighting with green alternatives has an immediate impact on energy use, CO₂ emissions, the environment and at the same time improves light quality. Here are some interesting facts and figures.

Approximately two thirds of all lighting installed around the world is based on older, less energy efficient technology. There has been a revolution in lighting technology in the past 10 years, resulting in a complete portfolio of added value, energy-saving lighting solutions.

Energy efficient general lighting has the potential to achieve average energy savings of 40%.

Globally this would save:

- EUR 120 billion in energy costs
- 630 million tones of CO₂
- 1,800 million barrels of oil equivalent
- Or the annual output of 600 medium sized power stations at 2 TWh/yr.

Energy saving solutions

Our green solutions don't just save energy. They're kinder to the planet before, during and at the end of their lifecycle. All our green products reduce costs, energy consumption and CO₂ emissions. They offer a significant environmental improvement in one or more of our Green Focal Areas - Energy efficiency, Packaging, Hazardous substances, Weight, Recycling and disposal, and Lifetime reliability.

Green legislation

Environmental legislation on lighting is becoming increasingly stringent. From simple lamp replacements to complex renovations, we can help you comply. Strict legislation is redefining our lighting requirements. Understanding the requirements and making the right decisions will have an impact on you legally, environmentally and financially. We're prepared for the change over with future-proof ways to help you comply.



EUP, EPBD and WEEE Directives

EuP Directive:The Energy using Product Directive will phase out energy inefficient lamps, luminaires and gear in the near future. Beat the deadline with our planet- friendly alternatives. **EPBD Directive:**The Energy Performance Building Directive aims to improve the energy performance of buildings. Energy efficient lighting can help you gain a high classification level that will increase the value of the building in a cost effective way. **WEEE Directive:**The legislation aims to move away from less efficient ballasts – a great opportunity to switch to our electronic ballasts and benefit from longer lamp life. The Ballast Directive will be completely replaced by the EuP Directive on Tertiary lighting.

RoHS and EN 12464-1

RoHS:The RoHS Directive restricts the use of certain hazardous substances. Our products meet, and in many cases exceed, these new industry standards. **EN 12464-1:** Lighting must ensure that people in the workplace are safe and able to perform their tasks. Our energy efficient solutions will help you meet, or even exceed, the lighting requirements for visual comfort, safety and performance.

Ballast and EEL Directives

Ballast Directive:The legislation aims to move away from less efficient ballasts – a great opportunity to switch to our electronic ballasts and benefit from longer lamp life. The Ballast Directive will be completely replaced by the EuP Directive on Tertiary lighting. **EEL Directive:**The Energy Efficiency Label is designed to make it easier to choose more energy-efficient products. The highest class also means higher quality standards. EEL helps to avoid the cost of poor quality products.

Make the switch

Philips Lighting has been leading the way in encouraging the world to adopt energy efficient lighting. We began our campaign to raise awareness of the potential savings of today's advanced lighting solutions just over five years ago. But despite rising energy prices, the climate change challenge, the security of energy supply and economic growth, switching to new lighting technologies is still too slow, especially in times of economic crisis. Take advantage of this revolution in lighting technology and start making the switch today.



asimpleswitch.com



To find out more, contact your local Philips representative
or go to www.philips.com/lampdrivers



©2013 Koninklijke Philips N.V. (Royal Philips)
All rights reserved.

The Netherlands

Document order number: 3222 635 66785 UK/EUR