



Z boson production in association with at least two b jets in pp collisions at 13 TeV: signal versus background

Peter Young

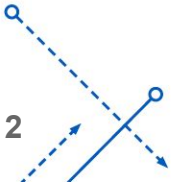
State University of New York at Buffalo

New Perspectives - August 18, 2021



Overview

- Motivation
- Signal vs. Background
- Data-Driven Background Estimation
- Analysis Results
- Summary



Motivation (I)

- Z boson produced in association with bottom quark jets (b-jets) provide important tests of perturbative quantum chromodynamics (pQCD) calculations
- The processes form major background for a variety of physics analyses
 - Higgs production in association with a Z boson, $ZH(H \rightarrow bb/cc)$
 - Beyond Standard Model (BSM) search for new generations of heavy quarks (b', t') decaying to Z boson and a b quark ($Z+b$ jet)
- Measurements of various event kinematic properties are important to tune Monte Carlo (MC) simulations of Z + jets production

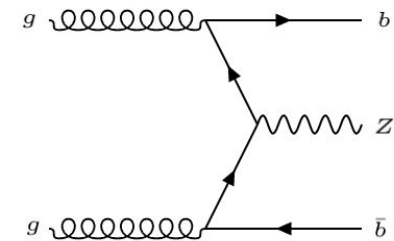
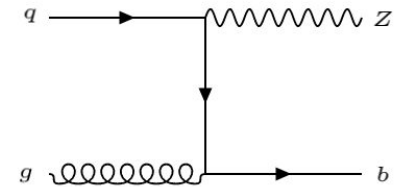


Fig 1. Feynman diagrams of tree-level contributions for Z + ≥ 1 b-jet (top) and Z + ≥ 2 b-jets (bottom) processes

Motivation (II)

- Z boson produced in association with ≥ 2 b-jets
 - Z boson decays into lepton (e^+e^- , $\mu^+\mu^-$) pair
 - Expect at least 2-jets, tagged by DeepCSV as b-jets
- Part of first on-going CMS analysis of Z+b-jets done at $\sqrt{s} = 13$ TeV using full Run II data, 137 fb^{-1}
- Previous Z + heavy-flavor (HF) jets done at $\sqrt{s} = 8$ TeV, Run I data*

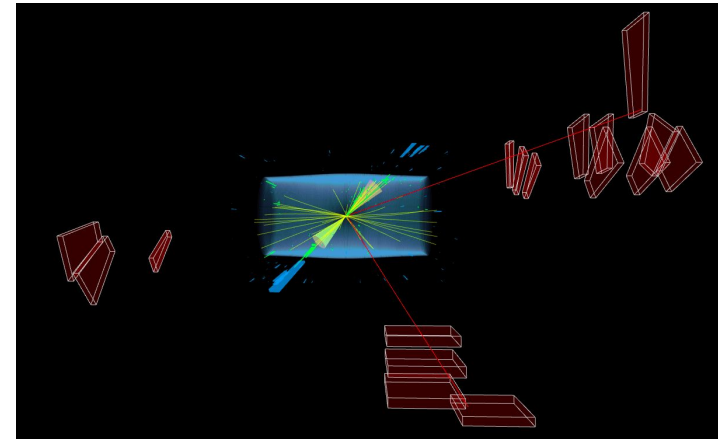
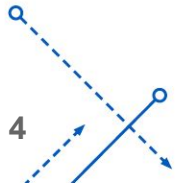


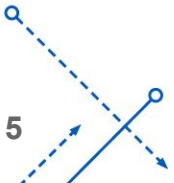
Fig 2. Event candidate for Z + two b-jets, Z decay into $\mu^+\mu^-$ pair



Eur. Phys. J. C* **77 (2017) 751, arXiv:1611.06507v2 [hep-ex].

Event Selection Criteria (I)

- Full Run II data with integrated luminosity of 137.1 fb^{-1} (2016, 2017, 2018)
- Trigger: SingleElectron, SingleMuon Trigger
- Leptons: isolated with leading (sub-leading) lepton $p_T > 35$ (25) GeV $|\eta| < 2.4$
- Z boson: pair of oppositely charged leading and sub-leading leptons within the mass window
$$71 \text{ GeV} < M_{\ell\ell} < 111 \text{ GeV}$$
- Jet: jets reconstructed with anti- k_T algorithm with distance parameter of 0.4
 $p_T > 30$ GeV, $|\eta| < 2.4$, lepton overlap removal, tight jet ID
jets from pileup events are excluded



Event Selection Criteria (II)

- b-jets: jets tagged with DeepCSV tagger
 tight tagging operating point is required to reduce Drell-Yan (DY) + jets background:
 DY+bX, DY+XX, where X = c- or light jets
 loose, medium, tight operating points correspond to approximately 80%, 60%, 50%
 b quark tagging efficiency and 10%, 1%, and 0.1% misidentification rate for light jets
- Missing Transverse Energy (MET), $MET < 50 \text{ GeV}$ \rightarrow reduces tt background

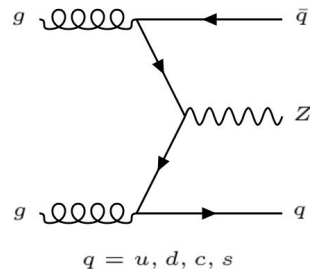


Fig 3. Background process for Z + ≥ 2 b-jets
 where c- or light (u,d,s) jets are produced
 in association

Events after $Z + \geq 2$ b-jets Selection

- Numerous backgrounds in signal (DY+bb) region
- tt background is not negligible, accounts for $\sim 1/3$ of total events
- tt accounts for $\sim 85\%$ of overall background events

Table 12: Number of events after $Z + \geq 2$ b jets selection

	2016		2017		2018	
	Electron	Muon	Electron	Muon	Electron	Muon
DY+bb	1976	4206	2241	4557	4361	8934
DY+bX	38	89	29	81	72	190
DY+XX	10	89	2	55	43	237
tt	784	1748	1102	2362	1825	3865
single t	18	40	22	59	48	99
VV	44	97	65	136	98	218
ZH	11	22	13	27	23	45
MC	2880	6291	3473	7278	6470	13589
Data	2549	5503	3070	6554	5070	10757
Data/MC	0.89	0.87	0.88	0.90	0.78	0.79

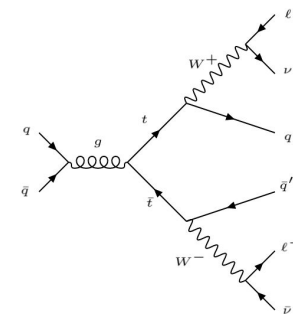
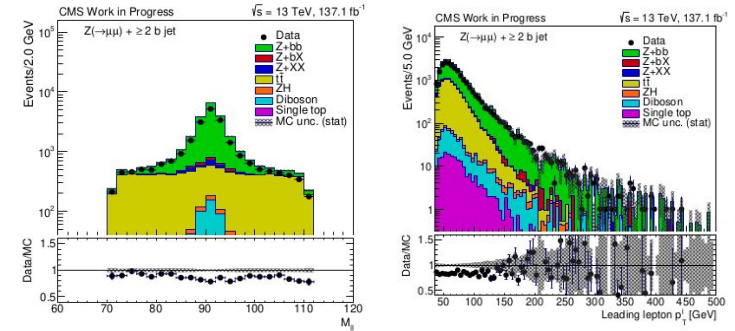
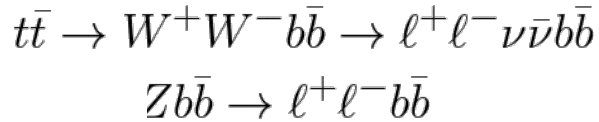


Fig 4. (Left to right, top to bottom) Dilepton invariant mass and leading lepton p_T distributions for muon channel (combined Run II data), Feynman diagram for tt production process

Signal vs. Background

- MET in tt and signal events are very different



- Determine optimal MET cut to optimize event selection
- 50 GeV cut \rightarrow 90% signal and 30% background events are kept
- Keep events where MET < 50 GeV

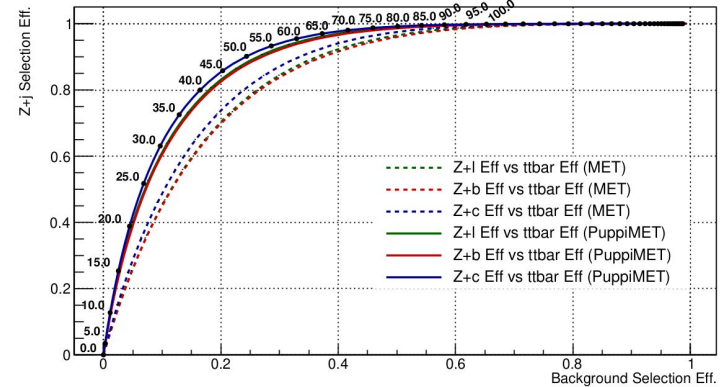
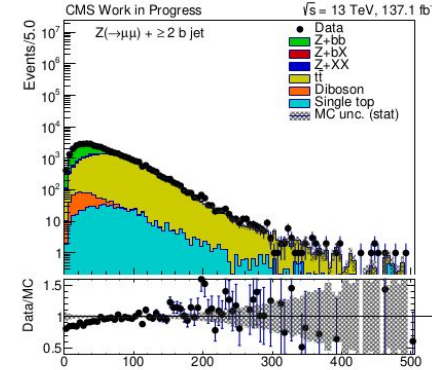


Fig 5. MET distribution (top) and Receiving operating characteristic (ROC) curve (bottom) for Z+jet and tt selection efficiency as a function of MET

Data-Driven Background Estimation (I)

- Backgrounds can be estimated using MC simulations
- $t\bar{t}$ can be more precisely estimated with data-driven methods
- Technique applied in earlier analyses at CDF (Tevatron)*, CMS**
- Outside Z signal region, events are mostly composed of background events
- Estimate background rate using sideband region

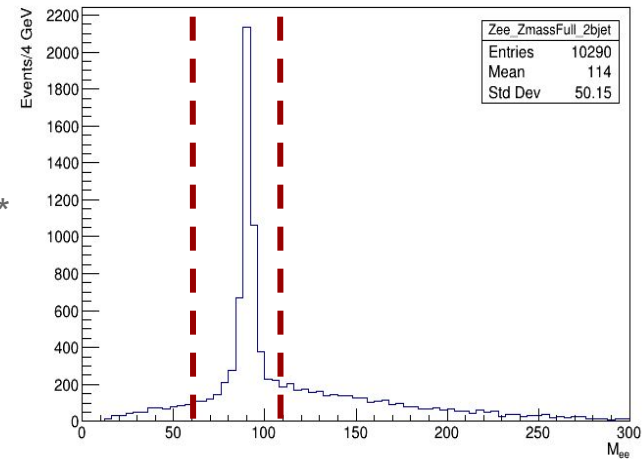


Fig 6. e^+e^- invariant mass distribution for 2018 data; the region within the dashed lines indicates the signal region

* *Phys. Rev. D* **79** (Mar, 2009) 052008, doi:10.1103/PhysRevD.79.052008.

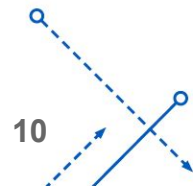
** *Eur. Phys. J. C* **77** (2017) 751, arXiv:1611.06507v2 [hep-ex].

Data-Driven Background Estimation (II)

- Use same trigger, event selection criteria as analysis
- Sideband regions $40 < M_{\ell\ell} < 66 \text{ GeV}$ $M_{\ell\ell} > 116 \text{ GeV}$
- Enrich tt sample (suppress Z+jet events) by using events where MET > 80 GeV
- Match sideband regions (ee,μμ) with eμ events
- Fit dilepton data distribution to pull normalization constant between dilepton and eμ distributions
- Expect $c_t = 0.5$ due to combinatorics of final state particles

$$N_{\ell\ell} = c_t \cdot N_{e\mu} \quad \ell\ell = ee, \mu\mu$$

$$c_t \sim 1/2$$



Results (I)

- Scale $e\mu$ sample by extracted coefficient
- Scaled sample matches sideband regions and $t\bar{t}$ MC simulation within uncertainty

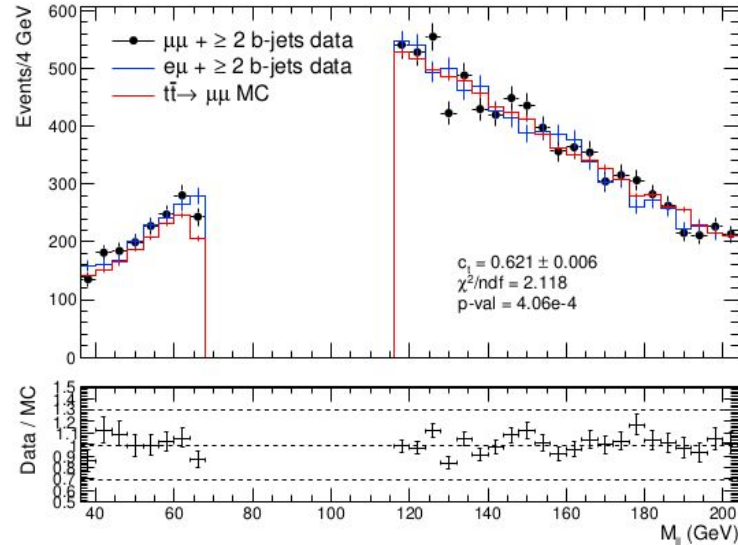
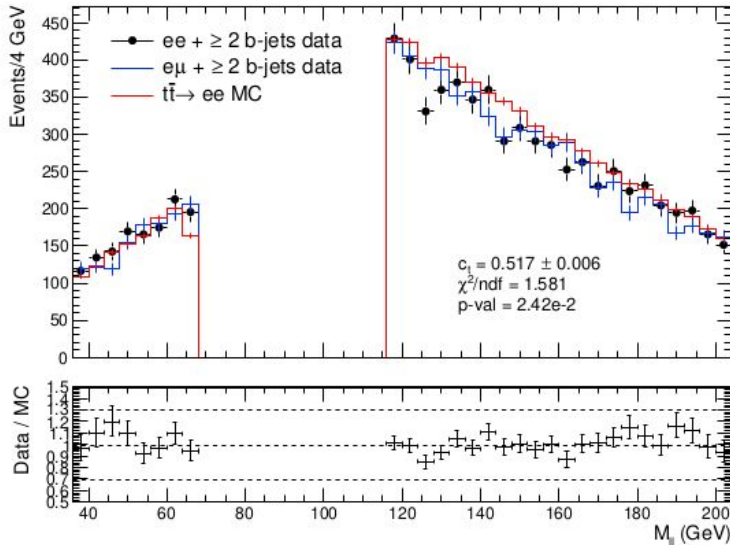


FIG 7. $Z + \geq 2$ b-jets dilepton invariant mass sideband region fitted for electron (left) and muon (right) channels, 2018 data

Results (II)

- Subtract $e\mu$ events from the dilepton invariant mass distribution to isolate the signal
- Scaled $e\mu$ sample matches $t\bar{t}$ MC over entire region within 10%

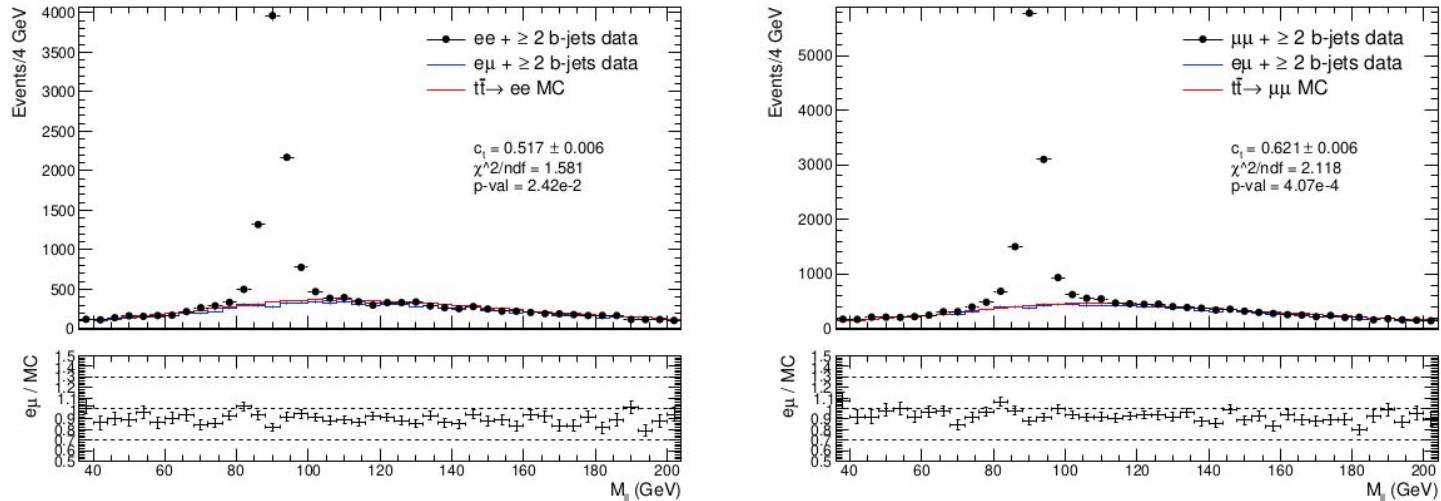


FIG 8. $Z + \geq 2$ b-jets dilepton invariant mass fit between $e\mu$ data and $t\bar{t}$ MC samples for electron (left) and muon (right) channels, 2018 data



Results (III)

- Same process can be applied to MET, MET Significance distributions
- Various fits match within a maximum variation of 7%

$$S = \frac{E_T^{\text{miss}}}{\sigma}$$

Sample	Z Mass	MET	MET Significance
2016 Electron Channel	0.526 ± 0.008	0.528 ± 0.006	0.524 ± 0.007
2017 Electron Channel	0.530 ± 0.007	0.559 ± 0.005	0.544 ± 0.007
2018 Electron Channel	0.517 ± 0.006	0.537 ± 0.004	0.519 ± 0.005

Sample	Z Mass	MET	MET Significance
2016 Muon Channel	0.627 ± 0.009	0.643 ± 0.006	0.632 ± 0.007
2017 Muon Channel	0.620 ± 0.007	0.669 ± 0.005	0.640 ± 0.007
2018 Muon Channel	0.621 ± 0.006	0.656 ± 0.004	0.641 ± 0.005

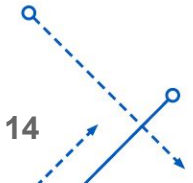


Cross Section Results

- After $Z + \geq 2$ b-jet selection and data-driven background estimation,

CHANNEL	MEASURED (pb)	MG5_aMC (LO) (pb)
Electron	0.66 ± 0.05 (stat) ± 0.08 (syst) ± 0.02 (theo)	$0.677 \pm 0.04 \pm 0.01$
Muon	0.65 ± 0.04 (stat) ± 0.07 (syst) ± 0.02 (theo)	$0.677 \pm 0.04 \pm 0.01$
Combined	0.65 ± 0.03 (stat) ± 0.07 (syst) ± 0.01 (theo)	$0.677 \pm 0.04 \pm 0.01$

- Measurements and predictions agree with each other



Summary

- Z+HF production provides important tests of pQCD calculations. It is an important background for numerous processes such as associated Higgs boson production $ZH(H \rightarrow bb/cc)$ and searches for New Physics
- In Z + 2 b-jets production, the background is dominated by tt events which can be reduced by MET requirements.
- Background rate can be estimated more accurately with data-driven method.
- Overall results show agreement between MC and data.



Thank you for listening.



ADDITIONAL SLIDES



Additional Fits

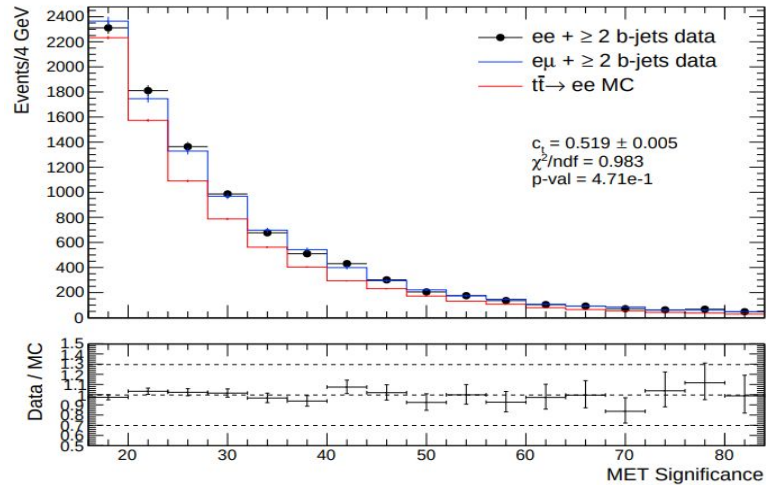
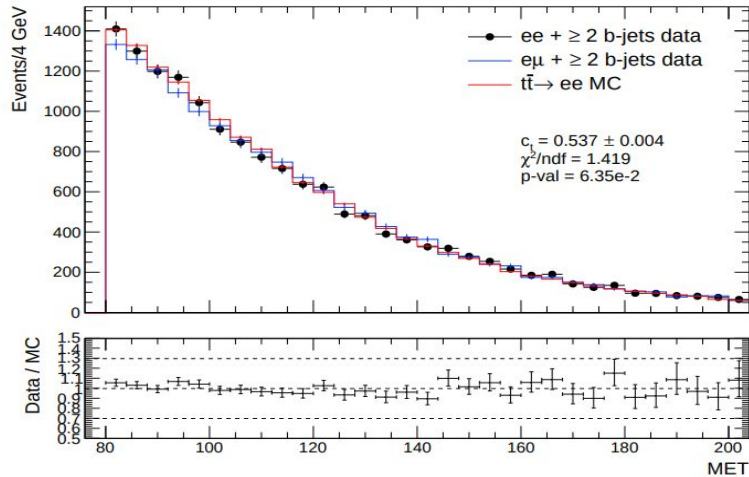


FIG 9. $Z + \geq 2$ b-jets MET distribution (left) and MET significance distribution (right) fit between $e\mu$ data and $t\bar{t}$ MC samples for electron channel, 2018 data

tt Production

- Top quark decays into W boson and quark
- W boson decays into charged lepton and neutrino
- $\sigma(tt \rightarrow \ell\ell + \text{MET} + \geq 2 \text{ jets}) \sim 170 \text{ pb}$

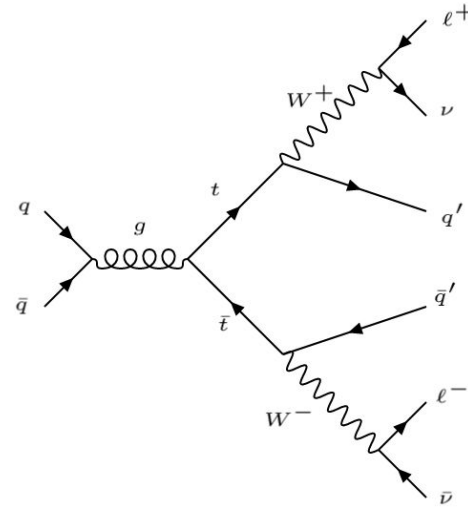


FIG 10. Feynman diagram for $t\bar{t}$ production

Missing Transverse Energy

- In ideal case,

$$\sum_{i=0}^N E_{T,i} = 0$$

- Neutrinos are not detected by CMS detector, leaving an imbalance in transverse energy
- Random noise in system, errors in detectors can lead to some level of imbalance
- Very few events will truly have MET = 0 GeV

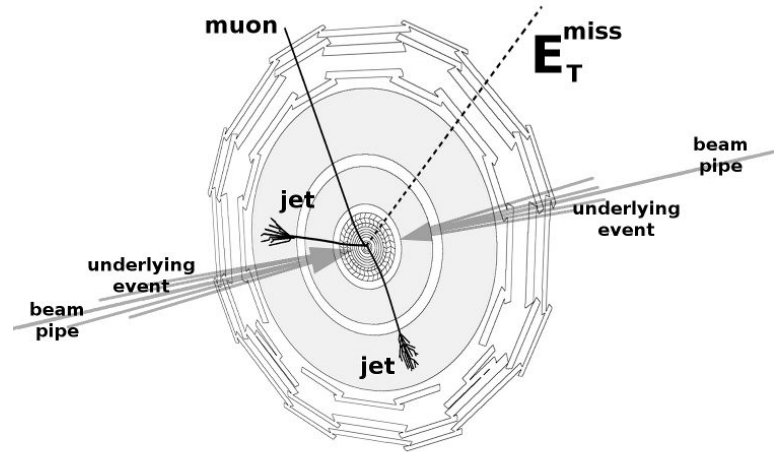


FIG 10. A sample cross section demonstration of missing transverse energy