

Tire, Wheel, Axle, and Hub Runout


Meets ASE Tasks: (A4-F-4) P-2 Measure wheel, tire, axle flange, and hub runout; determine needed action.

Name _____ Date _____ Time on Task _____

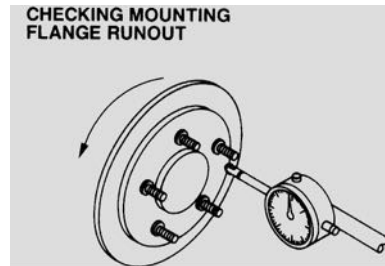
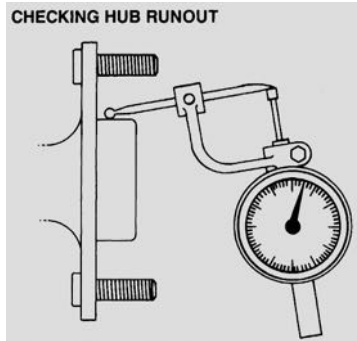
Make/Model/Year _____ VIN _____ Evaluation: 4 3 2 1

- _____ 1. Check service information for the specifications for radial and lateral runout.
 Specification for radial runout = _____ (usually less than 0.060 inch).
 Specification for lateral runout = _____ (usually less than 0.045 inch).
- _____ 2. Using a runout gauge, rotate the tire and record the radial runout (roundness of the tires) and the lateral runout (side-to-side movement) of the tires.

Tire	Radial Runout	Lateral Runout
R.F.	_____	_____
R.R.	_____	_____
L.F.	_____	_____
L.R.	_____	_____



- _____ 3. Using a dial indicator, measure the axle and hub runout.
 Hub runout = _____ OK ___ NOT OK ___
 Flange runout = _____ OK ___ NOT OK ___



- _____ 4. Based on the measurements, what needed action is needed?
