


Product Catalogue 2014



More than just a Bass Amp





MORE THAN JUST A BASS AMP

Having designed, manufactured and marketed amplification products since an early age and being an engineer by trade, he decided to embark on a path of entrepreneurship, technological innovation and creative design. After listening to feedback from a variety of musicians, including John Entwistle of the Who, Mark King of Level 42, JJ Bernel of the Stranglers to name a few, Mark focused his efforts on integrating superior tone and style into a high performance product something he felt was absent in the market at that time.

By combining his engineering background with his love of music and motor racing, Mark started developing a range of products that were sonically advanced and rugged enough to withstand the rigors of the road, while sporting a sleek, industrial aesthetic. Romantically, using his wife's family name and an Austin Healey Motors styled badge for inspiration, the Ashdown Engineering brand was born. Marks insistence in Engineering being included in the company's logo was inherent of his desire to not simply make another bass amp but Engineer a product that would stand the test of time.

The original name for the first product range was Klystron Bass Magnifier, which was inspired by a scene from one of Marks favourite movies Flash Gordon in which Doctor Zarkoff says, "Turn up the Klystron Magnifier." The huge images of power depicted in the movie sat perfectly with the image and the sound Ashdown wanted to portray. The product name was abandoned due to legal issues but the work continued under the ABM name, maintaining the 'Bass Magnifier', Magnifier over Amplifier to be different. These early units were built by Mark, his wife Jane, son Dan, and Daughter Daisy at night in the living room of their family home, allowing him to visit dealers and artists in the daytime. One celebrated example was an ABM-800, serial number JE10/10/97, built for John Entwistle overnight ready for John's birthday the next day.



CONTENTS:

Bass is much more than a business, down on Stevens Farm. The heart of the Essex countryside is also the hub of a global family of bassists that insist upon Ashdown amplification, encompassing every type of player from absolute beginners to stadium superstars – all bonded together in pursuit of the ultimate in bass amp tone.

Ashdown Engineering is itself a family concern. Owner Mark Goodday has more than 30 years experience building brilliant bass amps, while his son Dan clocks up more than 100 gigs a year and a lot more air miles looking after Ashdown's worldwide artist roster, with Lee in the UK for full customer support and a team of dedicated professionals in the Chelmsford head office that bring Ashdown tone to more than 60 countries around the world, bass is in the blood down on Stevens Farm.

Welcome to the spiritual home of bass.

www.ashdownmusic.com

VALVE	6
ABM	12
MAG ROOTMASTER	16
ABM NEO	22
LABS	28
ACCESS ALL AREAS	34
FX PEDALS	38
ARTISTS	40
DR. GREEN	44
ACCESSORIES	46



Nate Mendel - Foo Fighters

VALVE

For those players who worship at the altar of glass, fire and high-voltage, Ashdown has created a superb range of valve bass amplification.

Combining straightforward rotary tone controls with two pairs of additional EQ sliders for the more sonically sophisticated, Ashdown's ABM preamp became an instant classic when it hit the bass world over a decade ago.

The BTA (Big Tube Amps) 300 and 400 partner a third-generation EVO 111 ABM preamp (see ABM section for full details) with all-valve output stages for ABM sophistication with bone-crushing tube power. And there's a full range of Classic Series cabinets to partner the BTAs (see overleaf).

HEADS

Ashdown
Engineering

VALVE

BTA-400

The mighty BTA 400 Valve Series head's power comes courtesy of an 6 x KT88 valve output stage, delivering 400W of uncompromising valve tone. All the ABM features are there – 7-band EQ, variable tube grind input stage, on-board compressor and sub-harmonic generator, balanced DI output with Pre/Post EQ switching, FX loop, tuner output and performance footswitching.



CTM-300

Simple yet comprehensive ALL tube pre amplifier features gain, bass, middle, treble and an overall master control for driven tones at lower volume levels. Mellow, deep, mid shift and bright push buttons further add versatility to this already classic preamp 1 x ECC83, 1 x ECC832, 1 x ECC99 and 2 x ECC82 complete the preamp line up, whilst backstage 6 x KT88 provide the sheer grunt required for earth shattering performance.



CTM-100

Simple yet comprehensive ALL tube pre amplifier features gain, bass, middle, treble and an overall master control for driven tones at lower volume levels. Mellow, deep, mid shift and bright push buttons further add versatility to this already classic preamp 1 x ECC83, 1 x ECC832, 1 x ECC99 and 2 x ECC82 complete the preamp line up, whilst backstage 2 x KT88 provide the sheer grunt required for earth shattering performance.



HEADS & COMBOS



CTM-30



Rated at 30-Watts, the CTM-30 won't rip your head off, but its EL84-equipped power section is more than capable enough for small gigs. And, of course, it won't put your back out on the way.

The CTM-30's preamp stage employs ECC83 and ECC82 tubes and features High and Low gain inputs, front panel-mounted Effects Send and Return, rotary Bass, Middle and Treble controls with Mid Shift, Bass Shift and Bright switching, Mute switch, rotary Volume control and balanced DI output.



CTM-15

Rated at 15 watts RMS using a very simple version of the CTM preamp paired with an all-tube power section, derived from the classic LB 30H. The CTM 15 is built using a heavy-duty, folded-steel chassis mounted to a rugged, caged housing, covered in a mildly textured paint finish for extra durability, styled with a punched Ashdown double-wing grille. The iconic Ashdown double wing logo and all important VU meter finish things off.

DROPHEAD 30 C115H

The beautifully-engineered LB-30 Drophead 15H takes a CTM- 30W amp chassis (see previous page) and builds it into a retro 1x15" + HF horn cabinet with a stainless steel top.

When you're ready to play, simply un-clip the top, flip the amp head into position, clip it back down and plug in.

From its custom covering to its vintage red grille cloth, bass combos don't come much cooler than this.



DROPHEAD 15 C110

The Ashdown CTM-15 was a perfect fit with a cute little 1x10 cab so we decided to pair the two together in the smallest all tube combo available.

The 10" whizzer cone complements the CTM-15's natural tube tone and handles the bottom end beautifully.

15 watts is more than enough for in the studio or at home.

Check out www.ashdownmusic.com for more info.



ENCLOSURES

CL-810



When you need to move serious air the CL 810 is designed for huge bottom end with definition and will deliver the goods night after night on any stage. Rated at 1600W / 4 Ohms, the CL-810 Large features 8 x 10" custom Eminence drivers

CL-410H



Handmade in the UK from the finest Birch Ply Ashdown's Classic Series bass cabinets feature custom drivers, dual Speakon/jack connectors, horn control switch, heavy duty vinyl covering and vintage red grilles. Rated at 1050W / 8 Ohms, the CL-410H features 4 x 10" custom Eminence drivers with a switchable HF horn (Off, High, Low).

CL-115H



Rated at 500W / 8 Ohms, the CL-115H features 1 x 15" custom Eminence drivers with a switchable HF horn (Off, High, Low).

CL-412



Rated at 600W / 8 Ohms, the CL-412 features 4 x 12" custom Eminence drivers.



Brian Marshall - Creed & Alter Bridge



ABM

Relied upon by countless players including System of a Downs' Shavo Odadjian, the ABM (Ashdown Bass Magnifier) EVO III range encompasses the industry standard 500W and 900W heads and a full range of cabinets.

ABM bass amps are designed to satisfy both bass-purists and tech-heads alike. Three straightforward rotary tone controls provide 20dB of cut and boost at 60Hz, 660Hz and 5kHz, and are supplemented by two pairs of additional sliders giving 15dB cut and boost at 180Hz, 340Hz, 1.3kHz and 2.6kHz. The EQ can be switched in/out by a footswitch, enabling players to go from a flat fretless sound to a boosted sound via a favourite EQ setting. A single input is switchable for passive and active instruments with a blend of solid state and dual triode tube preamp stages which can be preset and selected by footswitch, providing access to a massive range of clean, warm and overdriven tones.

Also footswitchable is the on-board compressor and the mighty Ashdown sub-harmonic generator which precisely tracks the main signal and reproduces it an octave lower. A sub-harmonic level control enables the player to add just the right amount of low-end reinforcement - everything from a subtle, thickening of the sound to unbridled, bone crushing tone.

HEADS



ABM-900



All the ABM features with a 575W + 575W power section. Currently out on the road with Brian Ray - Sir Paul McCartney and many more around the world.

ABM-500

All the ABM features with a 575W power section. As used for years by many bass players around the world.



ABM-500RC

All the ABM features with a 575W power section in a handy rackmountable package. For those who like to keep things off stage.



ENCLOSURES



ABM-810

The Pro's choice for over 15 years. Rated at 1200W RMS, the 4 Ohm ABM 810 is loaded with 8 x 10" Ashdown BlueLine drivers. Constructed from high-grade birch ply and protected by a tough, buffalo leather cloth covering, metal corners and steel grill.



ABM-610

Rated at 800W RMS, the 4 Ohm ABM 610 is loaded with 6 x 10" Ashdown BlueLine drivers.

ABM-410

Rated at 650W RMS, the 8 Ohm ABM 410H is loaded with 4 x 10" Ashdown BlueLine drivers, plus a switchable high frequency horn (Hi, Low, Off).



ABM-115

The ABM-115 is a 300 watt 8 Ohm bass cabinet featuring a single Ashdown driver in a precision tuned plywood cabinet.



Take the BlueLine™

Ashdown BlueLine™ speakers are specially developed to achieve a superb balance of power, transparency and deep, controlled low end, without sacrificing any of the mid-band attack and high-end brightness that are so important in a modern bass sound. Constructed from high-grade birch ply and protected by a tough, buffalo leather cloth covering, metal corners and steel grilles, ABM Cabinets use high quality handles in favour of inferior flip handles which can rattle after years of use. Vibration is reduced by heavy-duty rubber feet. ABM 610 and 810 cabinets are tilt-back designs, incorporating bar handles, castors, kick plates and slide rails.



ABM-NEO

Ashdown ABM NEO range of cabinets and combos. Using the iconic ABM preamp coupled with a very special, 400-watt, lightweight power section, bass players can enjoy pure Ashdown ABM tone in a compact and lightweight package.

Handmade in the UK, Ashdown introduces the ABM-NEO-210 Combo and NEO-115 combo, both fitted with Ashdown high-frequency horns and custom Italian Sica Neodymium drivers, making the iconic line now a little bit easier to transport between shows. All combos are sized to be matched with an extension cab from the range making it easy to expand your rig.

For the bass player who craves lightweight but won't compromise on tone, Ashdown introduces three new NEO cabinet options - the ABM-NEO-408 (4 x 8"), ABM-NEO 210 and ABM NEO 115 cabinets. All ABM NEO cabinets are handmade in the UK using marine quality premium 15mm Latvian birch ply and are front-ported for maximum forward dispersion.

The ABM EVO III pre amp was designed to satisfy both bass purists and tech-heads alike. Three straightforward rotary tone controls provide 20dB of cut and boost at 60Hz, 660Hz and 5kHz, and are supplemented by two pairs of additional sliders, giving 15dB cut and boost at 180Hz, 340Hz, 1.3kHz and 2.6kHz. The EQ can be switched in/out by a footswitch, enabling players to go from a flat, fretless sound to a boosted sound via a favorite EQ setting. A single input is switchable for passive and active instruments, with a blend of solid state and dual triode tube preamp stages which can be pre-set and selected by footswitch, providing access to a massive range of clean, warm and overdriven tones.

HEADS



ABM-1000

The ABM-1000 features new class D tech using one 1000watt class D power module, a front-panel mounted balanced DI out with pre or post EQ switching, a sub-bass output, a tuner output, an FX loop and a line input for the connection of an external sampler or sound source. Output muting cuts the signal from the DI output but leaves the tuner output 'live', allowing the player to tune up in silence. 1000watts RMS, 2000watts peak. Weighing in at 9.6kg (21 lbs).

ABM-400-LITE

The ABM-400 features new class D tech using one 450watt class D power module, a front-panel mounted balanced DI out with pre or post EQ switching, a sub-bass output, a tuner output, an FX loop and a line input for the connection of an external sampler or sound source. Output muting cuts the signal from the DI output but leaves the tuner output 'live', allowing the player to tune up in silence. Weighing in at 9kg (19.4 lbs).



COMBOS

ABM-C110H-NEO

Handmade in the UK, Ashdown's ABM-NEO-11a0 Combo is fitted with an Ashdown high-frequency horn and custom Italian Sica Neodymium driver, making the iconic line now a little bit easier to transport between shows.

Using the iconic ABM preamp coupled with a very special, 400-watt, lightweight power section, bass players can enjoy pure Ashdown ABM tone in a compact and lightweight package.



COMBOS & ENCLOSURES

ABM-C210H-NEO

Handmade in the UK, Ashdown's ABM-NEO-210 Combo is fitted with an Ashdown high-frequency Piezo and custom Italian Sica Neodymium driver, making the iconic line now a little bit easier to transport between shows.

Using the iconic ABM preamp coupled with a very special, 400-watt, lightweight power section, bass players can enjoy pure Ashdown ABM tone in a compact and lightweight package.



ABM-C115H-NEO

Handmade in the UK, Ashdown's ABM-NEO-115 Combo is fitted with an Ashdown high-frequency Piezo and custom Italian Sica Neodymium driver, making the iconic line now a little bit easier to transport between shows.

Using the iconic ABM preamp coupled with a very special, 400-watt, lightweight power section, bass players can enjoy pure Ashdown ABM tone in a compact and lightweight package.



ABM-MINI-408-NEO

For the bass player who craves lightweight but won't compromise on tone, Ashdown introduces three NEO cabinet options - The ABM-NEO-408 (4 x 8") - rated at 2000 watts at 8 ohms with a weight of 22kgs.

ABM-MINI-115H-NEO

The ABM-NEO 210 (2 x 10") - rated at 1000 watts at 8 ohms with a weight of 20kgs.



ABM-MINI-210H-NEO

The ABM-NEO 115 (1 x 15") - rated at 500 watts at 8 ohms with a weight of 18kgs.





Paramore
08:12
08:15
08:18
08:21
08:24
08:27
08:30
08:33
08:36
08:39
08:42
08:45
08:48
08:51
08:54
08:57
09:00
09:03
09:06
09:09
09:12
09:15
09:18
09:21
09:24
09:27
09:30
09:33
09:36
09:39
09:42
09:45
09:48
09:51
09:54
09:57
10:00
10:03
10:06
10:09
10:12
10:15
10:18
10:21
10:24
10:27
10:30
10:33
10:36
10:39
10:42
10:45
10:48
10:51
10:54
10:57
11:00
11:03
11:06
11:09
11:12
11:15
11:18
11:21
11:24
11:27
11:30
11:33
11:36
11:39
11:42
11:45
11:48
11:51
11:54
11:57
12:00

Jeremy Davis - Paramore

ROOTMASTER

It was actually Ashdown's more affordable amps that legendary Jam bassist Bruce Foxtan fell in love with when he discovered a combo in his local music store.

Ashdown MAG ROOTMASTER range of heads and combos. After months of research & development we have designed a range of products that stand out from the crowd, boasting MORE features, MORE power and stylish new designs, we are proud to represent REAL LOW END POWER.

The facilities of the range have stayed true to the formidable Ashdown MAG with subtle twists and user friendly features that only improve the value for money which has made the Ashdown MAG the product of choice for many bass players who bring the thunder across pubs, clubs and arenas around the world night after night.

The addition of the FS-2 socket has made the SUBs and DRIVE FXs now accessible from a standard double latching footswitch for ease of use and increasing the products adaptability in live situations.

The DRIVE circuit itself has been given a new lease of life. Taking inspiration from amps of old and bass players who need that deliciously luscious low end grind, you can never have too much so with the addition of a simple rotary control makes dialing in the perfect amount of rich distortion an ease and pleasure.



ROOTMASTER

HEADS



RM-MAG-420

Fueled by a potent digital 420W power section, the RM-420 amp head features combine authentic Ashdown tone with 5-band rotary EQ, built-in compressor, sub-harmonic generator and tube emulated overdrive. Input for active and passive instruments, along with an effects send and return, a tuner/line output and a balanced DI output for direct connection to a mixing console.

RM-MAG-420 Weight: 4kg (8.8lbs)
Width: 313mm D: 225 H: 78

RM-MAG-220

Powered by a solid state 220W power section, the RM-220 amp head features combine authentic Ashdown tone with 5-band rotary EQ, built-in compressor, sub-harmonic generator and tube emulated overdrive. Input for active and passive instruments, along with an effects send and return, a tuner/line output and a balanced DI output for direct connection to a mixing console.

RM-MAG-220 Weight: 7.5kg (16.5lbs) Width: 313mm D: 225 H: 78



COMBOS & ENCLOSURES

RM-MAG-C210-420

At the heart of the RM combos lies a feature-packed bass preamp with rotary bass, middle and treble controls, along with supplementary rotary controls providing 15dB of cut and boost at 220Hz and 1.6kHz. Additionally, front panel push switches for pre SHAPE settings provide instant access to attacking and warm, rounded sounds and, on the subject of low-end response, the trademark Ashdown sub-harmonic generator is ready and able to deliver truck loads of earth moving tone if called upon. For more attack and a brighter, faster sound, the RM-C210T 420 delivers its payload via a pair of 10" drivers, supplemented by a high-frequency peizo for even greater top-end bite. RM-MAG-C210T-420 Weight: 27kg (59lbs) Width: 468mm D: 335 H: 603



RM-MAG-C115-420

Fueled by a potent 420W power section, RM C115-420 combo features an effects send and return, a tuner/line output and a balanced DI output for direct connection to a mixing console. A single 15" driver gifts the RM-C115 420 combo with a rich, warm sound, and plenty of power – courtesy of a 420W digital power section, making the combo very light and portable. RM-MAG-C115-420 Weight: 22kg (48lbs) Width: 468mm D: 335 H: 603



RM-MAG-C112-220

The RM C112-220 1x12" combo uses a 220 Watts RMS fan-cooled fast-transient power stage, and a fully-featured bass pre amp with an illuminated VU meter, 5 band EQ with SHAPE switch for total tonal control, a rear panel-mounted balanced DI output for connection to a PA or recording console, an FX loop, a tuner/line output and the classic Ashdown sub-harmonic generator. RM-MAG-C112-220 Weight: 22kg (48lbs) Width: 390mm D: 335 H: 540



RM-MAG-210T

Loaded with custom Ashdown drivers for exceptional attack, clarity and low-end performance, MAG cabinets look as good as they sound with retro vinyl covering, black protective corners, cloth grilles and NEW double-wing badges. The MAG 210T SLIM is rated at 250W / 8 Ohms, and features 2 x 10" Ashdown custom drivers with a HF peizo for enhanced top end response. RM-MAG-210T Weight: 26g (57lbs) Width: 603mm D: 335 H: 468



RM-MAG-115

Loaded with custom Ashdown drivers for exceptional attack, clarity and low-end performance. The MAG 115 SLIM is rated at 250W / 8 Ohms, and features a single 15" Ashdown custom driver. RM-MAG-115 Weight: 25kg (55lbs) Width: 603mm D: 335 H: 468

RM-MAG-410T & RM-MAG-414T

The MAG 410T SLIM is rated at 450W / 8 Ohms, and features a 4 x 10" Ashdown custom drivers with a HF tweeter for enhanced top end response.

The MAG 414T SLIM is rated at 450W / 4 Ohms, and features a 4 x 10" Ashdown custom drivers with a HF peizo for enhanced top end response. RM-MAG-410T Weight: 36kg (79lbs) Width: 603mm D: 335 H: 603



RM-MAG-212T

Loaded with custom Ashdown drivers for exceptional attack, clarity and low-end performance. The MAG 115 SLIM is rated at 300W / 8 Ohms, and features two 12" Ashdown custom driver. RM-MAG-212T Weight: 31kg (68lbs) Width: 467mm D: 335 H: 706





Nick O'Malley - Arctic Monkeys

LABS

Ashdown labs are dedicated to developing the latest in BASS specific tech. Redefining what Bass players can expect from small, lightweight amps, enclosures & devices.

The MiBass 2.0 produces REAL Ashdown Bass tone in a simple-to-use, highly compact package. Despite its tiny size, the MiBass 2.0 is a hugely potent bass amplifier head, utilizing a devastating 640-watt peak (400watt RMS) power section, paired with the simplicity of a 3-band EQ and a gain control that enables the player to go from warm, clean bass through to devastating overdrive and all points in between. The warmth, power and monstrous low end that the MiBass 2.0 produces is simply worlds apart from other lightweight bass amplifiers on the market. A useful MP3 input and level control allows players to mix in a backing track to play along with, either through the headphone-out in silence or through a cabinet.

Ashdown's MiBass Interface can connect the user's bass to their computer for direct recording, can be used to link to the Ashdown ABM app (available from Agile Partners) via iPad/iPhone etc, and can be used as a simple headphone amp for silent practicing.

From the lab comes The PiBass-240 designed for Wojtek Pilichowski, a Digital bass amp engineered to meet the specific needs of one of the world's most outstanding bass players, Mr Wojtek Pilichowski.

HEADS & ENCLOSURES



LABS

MiBass 2.0



The MiBass 2.0 is a hugely potent bass amplifier head, utilizing a devastating 640-watt peak (400watt RMS) power section, paired with the simplicity of a 3-band EQ and a gain control that enables the player to go from warm, clean bass through to devastating overdrive and all points in between.

The simplicity of this amp allows the player to simply plug it in and enjoy the tone of their instrument night after night with minimal fuss and enough power to handle any gig when paired with the right cabinet(s).

Mi 112

Designed to lose the weight from your rig but not from your tone the all new Mi 12 is perfect for those seeking a compact and portable cabinet.

Tipping the scales at only 16kg (35lbs) the Mi 12 punches well above its weight. However do not be fooled however by its diminutive exterior as a single 12" driver and tuned 1" tweeter can deliver 250 watts of full bodied bass tone. Pair with a MiBass head for the ultimate lightweight set up.



Mi 110

The lightest and most portable Ashdown cabinet ever! Designed with ultra portability in mind the Mi 10 weighs in at only 10kg (22lbs) yet produces an astounding 250 watts of size defying bass tone. The perfect one cab solution for those on the move, pair with a MiBass 220 head for the ultimate lightweight set up.



HEADS & MORE



INTERFACE

The MiBass Interface can connect the user's bass to their computer for direct recording, can be used to link to the Ashdown ABM app (available from Agile Partners) via iPad/ iPhone etc, and can be used as a simple headphone amp for silent practicing.

The Interface even has a DI out, meaning it can be used to plug the user's bass directly to the PA at a gig, or into a mixing console for a simple and easy recording solution.



Agile Partners AmpKit



PiBASS-240

The PiBass-240, designed for Wojtek Pilichowski is a Digital bass amp designed to meet the specific needs of one of the worlds most outstanding bass players, Mr Wojtek Pilichowski. The EQ is tuned for an incredible range of sounds from the nuances of 6 string basses to super fast percussive slap with Wojteks help and ears.

The Amp needed to be small and not cost the earth so it could be accessible to a large number of Wojtek's students in his home country of Poland.

The amp really is tiny weighing in at 1.5 kgs (3lbs) and is small enough to fit in the front pocket of most gig bags.



Wojtek Pilichowski

Wojtek Pilichowski is one of the most popular Polish bass players, world-renowned for his superb slapping techniques, the author of 9 solo albums (over 80 000 copies), 4 guides and lessons for bass guitar and a contributor on more than 120 CDs of other artists around the world.

www.ashdownmusic.com

Wojtek Pilichowski - Sessions



AAA

Ashdown have really pushed the boundaries in terms of technology with this fantastic range of practice amps giving players further options to help nurture and develop their playing ability's. Practice with passion is a statement we have always stood by, every great bass player started at home with a bass and a small little amp in a bedroom.

In todays world of smart phones and interactive tablets the need for an ever-adaptable product is key to appeal to the demographic. Ashdown have spent months developing a range of products that can be expanded with a simple cable and a few apps available from all good online outlets a the click of a button.

The New range of Access All Areas practice amps all include AppTek sockets that connect you smartphone or tablet the practice amp to further expand the available tones and FX also enabling players to record and practice using the fantastic array of free and purchasable apps available. The AppTek socket is not limited to certain devices and specific apps, it is a simple feature that allows the amp to be used as an interface for your apps and bass, by plugging your bass in and connecting the supplied AppTek cable to your device and amp you will be able to use the on board FX on your device as well as amp simulation.

App-Tek

Using our own ABM Pre App available on Agile Partners Amp Kit we were able to use the incredible features that you get from our formidable ABM range including Sub Harmonics, Tube Drive, Compression and comprehensive 7 Band EQ. Thus making this little practice by far the highest specked practice product available. Other apps are available from recording to amp modelling.



PRACTICE WITH PASSION

FIVE 15 BB

The Five Fifteen Big-Boy bass amp combines a 220 watt power section with a single 15" Ashdown bass speaker AppTek, bass, middle and treble controls, gain for tube emulated overdrive, MP3 (line) input and level mix control.



FIVE 15

Named in memory of our late, great friend John Entwistle, the Five Fifteen bass amp combines a 125 watt power section with a single 15" Ashdown bass speaker AppTek, bass, middle and treble controls, gain for tube emulated overdrive, MP3 (line) input and level mix control.



VINTAGE 12

The Vintage 12 bass practice amp combines a 75 watt power section with a single 12" Ashdown bass speaker, AppTek, bass, middle and treble controls, gain for tube emulated overdrive, MP3 (line) input and level mix control.



PERFECT 10

The Perfect Ten bass practice amp combines a 60 watt power section with a single 10" Ashdown bass speaker, AppTek, bass, middle and treble controls, gain for tube emulated overdrive, MP3 (line) input and level mix control.



PRACTICE WITH PASSION



AFTER 8

The After Eight bass practice amp combines a 30 watt power section with a single 8" Ashdown bass speaker, AppTek, bass, middle and treble controls, gain for tube emulated overdrive, MP3 (line) input and level mix control.



FIVE 15 HEAD

The Five Fifteen Head bass amp combines a 220 watt power section with AppTek, bass, middle and treble controls, gain for tube emulated overdrive, MP3 (line) input and level mix control. For a simple easy to use head.



TOUR BUS 15

Great for the aspiring pro, Ashdown's TourBus 15 is a 15W bass practice amp with volume, bass and treble controls, a headphone socket for silent practice, and a CD/MP3 input so you can play along with your favourite band. A rugged 8" driver delivers a surprisingly potent tone.



TOUR BUS 10

All the great TourBus features in a more compact package – the TourBus 10 features a 10W power stage and a 6.5" bass driver.



EFFECTIVE TONE



NM2
The NM2 effects pedal is a Dual Distortion Stereo effects device specifically designed for Nate Mendel of the Foo Fighters. This pedal has been designed from the ground up with Nate to ensure the ultimate pedal for Bass Distortion.



JLOHYPERDRIVE
In the LoMenzo Hyper Drive, a band of frequencies within the midrange of the bass signal is filtered out and the distortion effect is added only to this band. The filtered frequencies can be "tuned" to the precise range that gives the optimum effect.



DRIVE +
Ashdown's Bass Drive Plus pedal generates a wide range of bass distortion effects from a slight grunge through to no holds barred, high-gain overdrive.



DUAL BAND COMPRESSOR
Ashdown's Dual Band Compressor splits the signal into high and low frequency bands and applies compression separately to both – fast attack and decay for the high frequency and slow attack and decay for the low frequency or fundamental waveform of the note.



GRAPHIC EQ
The pedal has a pre shape option giving you that wonderful rich Ashdown tone and with the click of a switch you have the option of 12 bands of sound shaping control. This can be switched in and out for that particular sound you know and love. The addition of a DI output also means it is a perfect solution for bass players to tailor their tone directly through a PA system when required.



BASS O-METER
Finally, a tuner dedicated to the requirements of the bass player with a clear bright display and true bypass switching for on-stage use. The pedal is housed in a durable metal case and features an input level control with a trademark Ashdown VU meter that acts as an tuning indicator.



A range of latching pedals including a single, double and four-way. For use with Ashdown bass amps enabling users to expand the available features.

Footswitches



Axl's Down
The Originals
ARTISTS





427 SMALL
BLOCK

Alex Down
The guitar company
ARTISTS





DR GREEN

Hidden away in the Essex countryside, Dr Green has been designing and building world-class guitar and bass amplifiers in the UK for over 20 years. Now in conjunction with bass amplifier giants Ashdown Engineering, he has produced a range of hand-made, boutique pedals that stand out from the crowd in both appearance and tone. Months of research and development have resulted in five very special bass effects pedals that are sure to be on the wish list of every discerning bass player.

Each Dr Green pedal is constructed by hand in the UK using only the finest quality Components, including old-school chip holders for the tweakers out there, meaning a lifetime of tone and options are available. Each pedal features true bypass for ultimate sonic purity when the pedal is disengaged and is encased within a custom designed steel box. All Dr Green pedals are built to last and, as such, are backed by a 5 year limited warranty. Dr Green pedals are the ultimate in UK-made bass effects pedals.

Dr.Green

Ashdown Engineering
DR GREEN



The Tune-Up

Compact, precise and easy to use the Dr Green Tune Up pedal is Tuner for Guitar and Bass with true bypass switching and Mute enabled tuning. Housed in a robust custom steel housing and featuring heavy duty switching the Tune Up will endure life on the road or in the studio.

The Tourniquet

Made to keep things tight for those of us who like control over the attack of our tones, this pedal uses a simple 3 pot configuration, the Tourniquet reduces the blood flow, so to speak making sure the flow of the SPL is consistent whilst engaged.

Bass Verb

The Dr Green Bass verb is one of the simplest pedals in the range, with the control of the wet or dry signal you can do with it what you want, from endless cathedral style reverb to nice tight subtle short plate style space's. Simply a reverb pedal made for bass players.

Bearded Lady

The Bearded Lady employs vintage fuzz tones controllable via a 'hi' and 'Lo' fuzz rotary controls making sure you don't lose any of your bottom end whilst still maintaining those transient highs that define your tone.

Dr's Note

Bringing funk back to the forefront of technology, well kind of... this pedal sounds as cool as it looks, full of huge traditional sonic envelope goodness.

Octadose

Taking what we have learned from our very own tried and tested sub harmonizer, originally included in our ABM range of bass amplifiers, we have put this into a small, mobile and very sexy looking pedal.

ACCESSORIES


From the bedroom to the stadium, Ashdown builds a full range of high-performance bass amplification to suit all styles and levels of player. To accompany you on your many ventures Ashdown provide a range of road ready accessories to ensure your rigs protection and look good at the same time.

Our NEW online store has loads of goodies for you from bass strings and t-shirts to hoodies and bags in all shapes and sizes.

Taking our online store to a new level is our service and spare parts section where by you can get everything from knobs to logos.

Be sure to check out www.ashdownmusic.com for more info.





Ashdown Design & Marketing Ltd.
Stevens Farm, The Stables
Mashbury Road, Chignal St James,
Essex, CM1 4TX
England
www.ashdownmusic.com

Dealer Stamp:


SV18

TUBE SELECTION

BIAS

DI

guitner



BIAS

POST

MASTER

OUTPUT

AUDIO

PRE

MUTE IN