


# Level C

# READING COMPREHENSION



**C** Name \_\_\_\_\_

### At the Beach

We wear bathing suits.  

We wear sandals.  

We wear \_\_\_\_\_

We wear \_\_\_\_\_

We sit under \_\_\_\_\_

We play in \_\_\_\_\_

We play in \_\_\_\_\_

We have \_\_\_\_\_

① Which \_\_\_\_\_  
sandals

② What do \_\_\_\_\_  
windy

① Which chore does \_\_\_\_\_  
take out the trash

② What else could \_\_\_\_\_  
pick up toys

**C** Name \_\_\_\_\_

### A New Pet

I want a new pet!

"Do you want a cat?" asked Mom. 

"No, I do not."

"Do you want a bird?" asked Mom. 

"No, I do not."

"Do you want a fish?" asked Mom. 

"No, I do not!"

"Do you want a dog?" asked Mom. 

"Yes, I do. I want a dog!"   

① What pet did Mom ask about at the beginning?  
bird                      cat                      fish

② What will he feed his pet?  
seeds                      bones

10 passages  
with  
comprehension  
questions

Created By A Teachable Teacher



 teachable  
TEACHER

# Thank you for downloading!

I sincerely hope that you find this resource to be useful in your classroom. If you have any questions or suggestions, feel free to contact me via email:

[aTeachableTeacher@gmail.com](mailto:aTeachableTeacher@gmail.com)

## Let's Connect!



## Terms of Use:

- Every page of this resource is copyrighted. You may not use any part of this resource to create another resource.
- This resource is licensed for single classroom use only. Do not redistribute.
- Uploading this resource to the internet is strictly forbidden.
- You may share about the use of this resource on blogs and/or social media, but please credit *A Teachable Teacher* and provide a link when possible.

# Level C

# READING COMPREHENSION

Dear Teacher,

As teachers, we know how important it is to provide students with appropriately leveled text. These no prep leveled reading passages were created just for that purpose! Not only do they include a variety of engaging stories within the skill set for this level, they also include level-aligned comprehension activities. Students will benefit from using these leveled passages in the following ways:

- Whole group
- Small group
- In tutoring
- As a guided homework activity
- Independently \*(if passage is below the student's independent reading level)

The following components have been incorporated based on the text and abilities of students reading within Level C.

- Use of high frequency words
- Pictures that support the text
- Multiple lines of text per page
- Simple comprehension questions based on the text (with multiple choice answers included)
- Simple inferential questions with multiple choice answers

# Level C

# READING COMPREHENSION

Level referenced in the top left corner of every page

Multiple lines of text with repeated phrases and basic picture clues

Comprehension activities to be completed with guidance (for this level)

C

Name \_\_\_\_\_

## The Zoo

I see the giraffe. It is tall.



I see the elephant. It is big.



I see the turtle. It is green.



I see the snake. It is long.



I like the zoo!



① What is at the zoo?

a lion

a tiger

a giraffe

② All of the characters in the story are:

big

animals

small

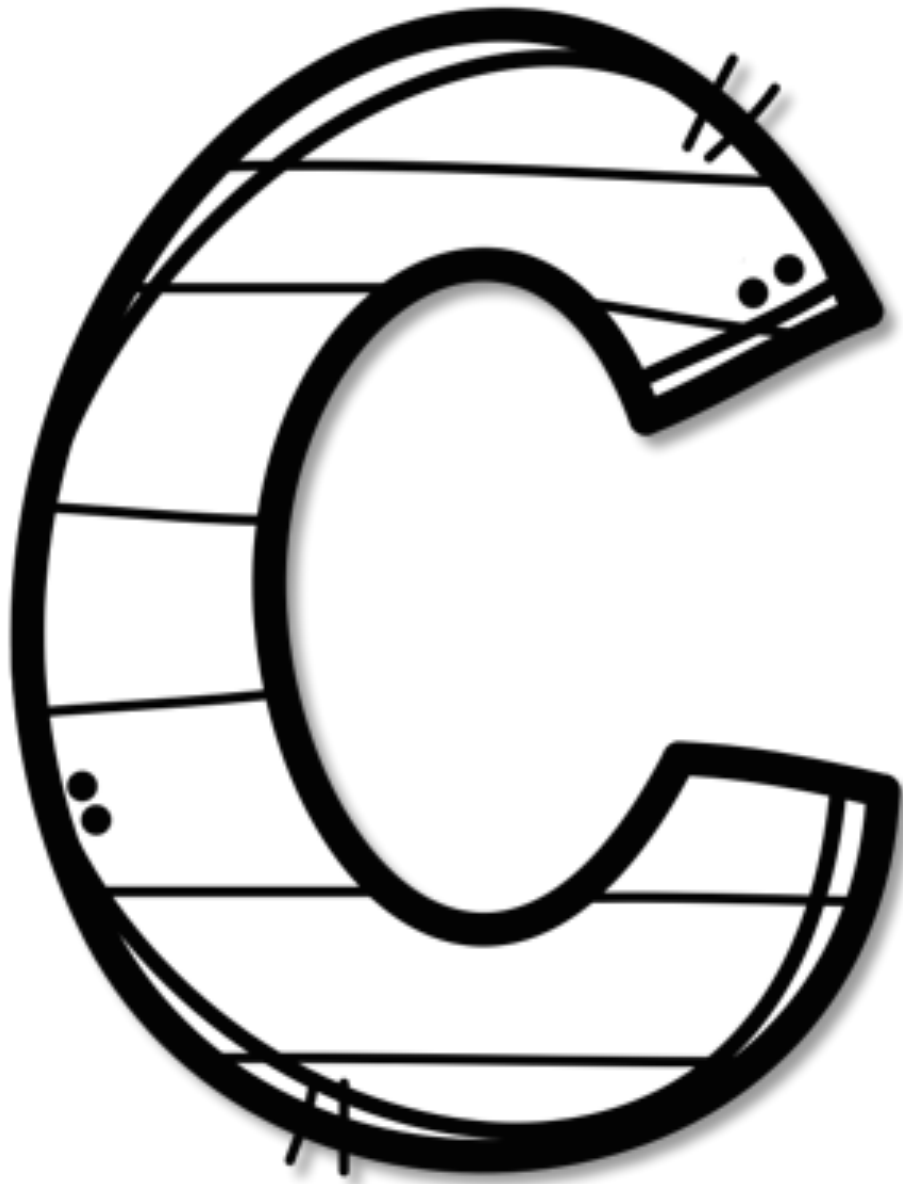
Build fluency by reading the passage three times, marking or coloring each time it is read

One text-based question and one question that requires a basic inference - both with multiple choice responses



*I Can Read*

**Level**




*Name* \_\_\_\_\_

# C

Name \_\_\_\_\_

## Spring

We can fly kites.



We can pick flowers.



We can jump in puddles.



We can see butterflies!



We can have fun in the spring!



① What can you do in the spring?

make a snowman

pick flowers

② Where are the kids spending time?

outside


inside

# C


Name \_\_\_\_\_

## The Zoo


I see the giraffe. It is tall.




I see the elephant. It is big.



I see the turtle. It is green.



I see the snake. It is long.



I like the zoo!



① What is at the zoo?

a lion

a tiger

a giraffe

② All of the characters in the story are:

big

animals

small


# C

Name \_\_\_\_\_

## Outside

I can have fun outside.


I can swim in my pool.



I can ride on my bike.



I can skate with my skates.



I can read my book.



① Which one is not in the story?

skates

pencils

books

② Which activity can she do inside, too?

swim

read

bike

# C


Name \_\_\_\_\_

## Chores

Who can do chores?

I can.

Who can make the bed?



I can.

Who can take out the trash?



I can.

Who can water the plants?



I can.

I can do all of my chores!



① Which chore does he do?

take out the trash

dust

② What else could he do?

pick up toys

drive a car




# C

Name \_\_\_\_\_

## A New Pet


I want a new pet!

“Do you want a cat?” asked Mom.




“No, I do not.”

“Do you want a bird?” asked Mom.



“No, I do not.”

“Do you want a fish?” asked Mom.



“No, I do not!”

“Do you want a dog?” asked Mom.



“Yes, I do. I want a dog!”



① What pet did Mom ask about at the beginning?

bird

cat

fish

② What will he feed his pet?

seeds


bones

# C

Name \_\_\_\_\_

## Recycle


We can recycle many things.



We can recycle bottles.



We can recycle tin cans.



We can recycle paper.



We can recycle grocery bags.



The recycle bin is full!



① Which can you NOT recycle?

bottles

cans

tissues

② Where should you put extra paper?

trash

recycle bin


# C

Name \_\_\_\_\_

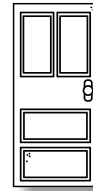
## Lost

My dog is lost!

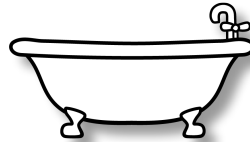
Is he under the bed? No.




Is he behind the door? No.




Is he in the tub? No.



Is he below the table? No.



Look, he is in the box!



① Where was the dog?

in the tub

in the box

② Next time, where should they look first?

bed

box

table

# C

Name \_\_\_\_\_

## Do Not!

Do not bite your friends.



Do not kick your friends.



Do not push your friends.



Do not pull your friends' hair.



Do not yell at your friends.



Be a good friend!



① Which one was not in the story?

jump

bite

yell

② How do the kids in the story feel?

happy

upset

# C

Name \_\_\_\_\_

## At the Beach

We wear bathing suits.




We wear sandals.



We wear sunglasses.



We wear sunscreen.



We sit under the umbrella.



We play in the sand.

We play in the water.



We have fun!



① Which one do they NOT wear?

sandals

jackets

sunscreen

② What do you think the weather is like in the story?

windy

cold

hot

stormy




# C

Name \_\_\_\_\_

## Make a Snowman

Make three snowballs.



Add buttons for the eyes.



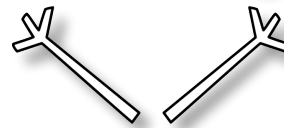
Add a carrot for the nose.




Add rocks for the mouth.



Add sticks for the arms.



Add a hat and a scarf.



Hello, snowman!



① What did they use for the arms?

plastic

carrots

sticks

② What else could they put on the the snowman?

ear muffs

sunscreen

jacket

# GRAPHIC & FONT CREDITS

