



# PHYCOLOGICAL NEWSLETTER

A PUBLICATION OF THE PHYCOLOGICAL SOCIETY OF AMERICA

PSA 2011 in Seattle, July 13-16, University of Washington campus!

## Message from PSA President Paul Hayes

I write this message, my last as President, at a time that presents interesting challenges and exciting opportunities for phycologists. Many of the major issues facing society have a phycological dimension. To give just a few examples, no one can have failed to notice the substantial interest in using both macro and microalgae as a potential source of biofuels, and now phycologists need to engage in improving the yield of oils if this potential is to be realised. Sustainable access to freshwater is becoming a major global issue, and one that is impacted significantly by toxic algal and cyanobacterial blooms. The phycological community must generate the biological understanding needed both to underpin the management practices necessary to prevent bloom formation and to provide early warning systems that allow contamination to be detected before it causes problems. In the post-antibiotic era we need to find new ways to arrest the growth of pathogenic organisms. The incredible diversity and long evolutionary history of algae is reflected in the production of a multitude of secondary metabolites. Phycologists need to be actively involved in the extensive bioprospecting needed to identify and characterise these compounds.

I realise that this is both a very superficial and a very incomplete romp through the potential impacts of phycological research, but it serves to illustrate what we already know, i.e. that the study of eukaryotic algae and cyanobacteria is not something that should just be of interest to a few specialists, it is important. PSA members have a major contribution to make in driving forward this applied research agenda and in the broader advancement of our understanding of all aspects of algal biology, but what is the role of the PSA itself? At the moment the PSA concentrates its energies on the publication of the Journal of Phycology and the Newsletter, on organising an annual scientific meeting, on supporting students, on promoting publications in phycology, including via the web, and on recognising and rewarding excellence through its various prizes and awards. Should we as a Society be doing more, and if so, what? These are questions that we have started to debate within the Executive Committee and the Board of Trustees, but we would greatly appreciate input and suggestions from the wider membership. So, if you have ideas about what the PSA should be doing to

## SUMMER FALL 2010

Editor:

Juan Lopez-Bautista  
 Department of Biological Sciences  
 University of Alabama  
 Tuscaloosa, AL 35487  
 jlopez@ua.edu

Co-Editor:

Dale Casamatta  
 Department of Biology  
 University of North Florida  
 Jacksonville, FL 32224  
 dcasamat@unf.edu

VOLUME 46

1

NUMBER 2

## INSIDE THIS ISSUE:

Message from the President	1
Awards and Nominations	2
Courses	6
Trailblazer No 33	9
Past and upcoming events	16
News	21
Accolades	24
Books	26
Fundraising	29
Business Meeting Minutes	30
Deadline	33

support its membership and to ensure that phycology has a voice and that phycologists are able to contribute appropriately to addressing major global challenges, then please do contact me so that your views can help shape the future development of this great Society.

# SUMMER FALL 2010

Volume 46

2

Number 2

## AWARDS AND NOMINATIONS

### 2010 PSA Award of Excellence: Michael D. Guiry



Mike Guiry seems happiest when he is in the intertidal with *Alaria*.

At the banquet of the July meetings at Michigan State University, PSA President Paul Hayes announced that this year's recipient of the Society's Award of Excellence is Michael D. Guiry of the National University of Ireland, Galway. Mike was there to receive the award in person, and two of his former Ph.D students, Juliet Brodie and Chris Maggs, were on hand to make some remarks, both humorous and serious, about their former mentor, easily offering evidence why Mike is a most deserving recipient of this year's prestigious honor. Ever since the time when he got into a boat to row out into the sea off the southwest coast of Ireland to collect seaweeds for his



Paul Hayes presenting Mike Guiry with the PSA's Award of Excellence, in East Lansing, Michigan, July 13, 2010.

Masters project, he has been captivated by the algae. It was during his doctoral research that he discovered a distinct morphological development of tetrasporangia in *Palmaria*, a generic name that he resurrected. This led to his proposing the new order of red algae, the Palmariales. He was not afraid to go up against some entrenched views on ordinal classification in the red algae, that were anchored in the Kylinian system, and he was among the first to break down the barriers with fresh ideas, ready to challenge the *status quo*.

After doctoral and postdoctoral studies in England, Michael took up a post at University College, Galway, overlapping with the Professor of Botany at the time, the phycologist Máirín De Veléra (for whom he named the genus *Devaleraea*). He has carried on the phycological tradition there ever since. As one of his letters of nomination points out, he has been instrumental in the continuation and development of the subject in a global context. Despite being heavily involved with administrative responsibilities, that include his long service as Chair of the Botany Department and 12 years service as Director of the Martin Ryan Marine Science Institute, Mike managed to maintain his scholarly productivity and frequent collaboration with colleagues around the world.

Mike kept active in undergraduate teaching, including classes on the algae, and he supervised a series of PhD students (including Maggs, Brodie, Cunningham, Alvarez, Ní Chualáin, Kraan and Wilkes). Mike's record of

service to the phycological community has indeed been remarkable: President of the International Phycological Society, President of the British Phycological Society, editor of *Phycologia*, and web-master for the International Seaweed Association, the IPS and BPS. But by far the most significant impact that he has made has been as creator of AlgaeBase, an invaluable on-line resource on marine, freshwater, and terrestrial algae. Mike, presently with the involvement of his wife Wendy, continues to maintain this site, which now includes 125,000+ names of taxa, 44,000+ bibliographic references, almost 10,000 algal images and 162,500+ distributional records. This resource has been a fantastic tool for phycologists around the world because it provides an up-to-date presentation of taxonomic judgments, showing which names of species are "Current", which ones are "Synonyms", and which ones are of "Uncertain" status. It is dynamic, ever changing, always being added to and enriched. It is a wealth of information on literature, both old and contemporary, more and more providing PDF files of literature that is often otherwise impossible for our colleagues lacking well-established

## SUMMER FALL 2010

libraries to obtain. Yet Mike still continues his own hands-on research on red algal taxonomy, morphology and unraveling life histories.

AlgaeBase has been expanding to include more and more images, databasing, mapping and other web-based activities, giving it a uniquely important impact. As one of Mike's nominators remarked: "I believe Mike could be the world's best-known phycologist today because of his unswerving devotion to bringing these databases into the public domain and making them fully accessible." So this year the Selection Committee concluded that Michael Guiry is the most deserving recipient of the Society's 2010 Award of Excellence.



Wendy and Mike Guiry at a well fortified watering hole in Ann Arbor.

**CONGRATULATIONS TO MIKE GUIRY FOR A WELL DESERVED 2010 PSA AWARD OF EXCELLENCE!**

# SUMMER FALL 2010

Volume 46

4

Number 2

## 2010 PROVASOLI AWARD WINNERS



Bob Sheath presenting the 2010 PSA Provasoli Award to Peter Kroth

The Luigi Provasoli Award for the outstanding paper published in the *Journal of Phycology* during 2009 was presented to Arne C. Materna, Sabine Sturm, Peter G. Kroth, and Johann Lavaud for their paper "First induced plastid genome mutations in an alga with secondary plastids: *psbA* mutations in the diatom *Phaeodactylum tricornutum* (Bacillariophyceae) reveal consequences on the regulation of photosynthesis" [*J. Phycol.* 45:838-846].

Author Materna is from the Massachusetts Institute of Technology, USA, Sturm and Kroth from the University of Konstanz, Germany, and Lavaud from the University of La Rochelle, France.

**Congratulations to you all for a great effort!**

## 2010 BOLD AND PSA POSTER AWARD WINNERS

The 2009 Bold Award was given to J. Jeffrey Morris from The University of Tennessee. Jeff gave an outstanding talk on the evolution towards dependency in a free-living organism. Jeff demonstrated the "helper" effect from heterotrophic organisms to increase resistance of *Prochlorococcus* to hydrogen peroxide.

Jeremy C. Nettleton, from the University of New Hampshire was the recipient of the 2010 PSA poster award. He presented his work on using macroalgae to track environmental changes in the Great Bay National Estuarine Research Reserve.

In general, both the Bold Award and Poster Award sessions were excellent. All students were commended for outstanding work on their research projects. Advisors were also commended for their great work on mentoring these fine students.

## PSA EXECUTIVE MEMBERS RECOGNITION

During the PSA Banquet and Award Ceremony on July 13, 2010 at the Big Ten Room of the Kellogg Hotel & Conference Center, several PSA members of the Executive Committee were recognized.

The following members were acknowledged with a commemorative plaque for their service to the PSA during 2008-2010:

Chuck Amsler: PSA past-president  
TJ Evans: Program Director  
Roy Lehman: Membership Director  
Juan Lopez-Bautista: Communications Director  
Giselle Muller-Parker: Board of Trustees



**Thanks to all of them for a great service to PSA!**

## 2010 Darbaker Prize

The 2010 Darbaker Prize has been awarded to Dr. Brian Palenik, Scripps Institution of Oceanography, University of California, San Diego, CA. The prize, given by the Botanical Society of America, was established in 1955 by a bequest from Dr. Leasure K. Darbaker, a physician of Wilkinsburg, Pennsylvania. It is given annually for outstanding research on microscopical algae and is based on papers published in the preceding two years.

Dr. Palenik is a leader in the field of oceanographic phytoplankton genomics. He has focused mostly on cyanobacteria in the ocean, and in addition, he was first author on a seminal paper on the complete genome of *Ostreococcus*, the smallest eukaryotic phytoplankter. Palenik was the lead scientist on the project, published in *PNAS*. In addition to his research, Dr. Palenik is active in communicating the science of genomics and oceanography to the general public. He was also instrumental in designing and implementing an exhibit in a public aquarium on DNA sequencing and genomics of marine organisms.

Rick McCourt  
Chair, Darbaker Prize Committee

### 2010-2011 PSA Grants and Fellowships

Information about the 2010-2011 Grants and fellowships can be found on the PSA website:

<http://www.psaalgae.org/website/opportunities/grants.html>

The deadline for the Grants-In-Aid of Research is November 1st, the Croasdale Fellowship is March 1st, and the Hoshaw Travel award is April 1st.

Beginning this year recipients of the Grants-In-Aid of Research and the Croasdale Fellowship will be required to submit: 1) a final report, 2) financial accounting with receipts, 3) a photograph of themselves doing research or taking the course, and 4) a short paragraph of what they did with their funding.

Please see the application webpage of each award for more details.

Eric Linton

# SUMMER FALL 2010

## CALL FOR NOMINATIONS! 2011 PSA Award of Excellence

Applications for the Award of Excellence will be made available to PSA members by December through the PSA website. Nominations will be due early in 2011.



### 2011 Darbaker Prize in Phycology

The Botanical Society of America is accepting nominations for the 2011 Darbaker Prize in Phycology. This award is presented for meritorious work on the study of microscopic algae, based on papers published by the nominee during the last two full calendar years (2009-2010). The award is limited to residents of North America, and only papers published in the English language are considered.

Nominations for the 2011 prize should include a list of all of the nominee's work to be considered for the 2009-2010 period, and a statement in regards to the merits of the nominee's research. Nominations for the 2011 Darbaker Prize must be sent by March 15, 2011.

More information at:

[http://www.botany.org/awards/E\\_Darbaker.php](http://www.botany.org/awards/E_Darbaker.php)

# SUMMER FALL 2010

Volume 46

6

Number 2

## COURSES

### FRESHWATER ALGAE COURSE 2011

**Where and when?** Kindrogan Field Centre, Enochdhu, Blairgowrie, Perthshire, Scotland (near the tourist area of Pitlochry), Friday, 3 June – Friday, 10 June, 2011. This is the 16th year that the course has been offered.

<http://www.field-studies-council.org/kindrogan/>

**What is the course about?** The course takes full advantage of the excellent range of aquatic and terrestrial habitats in this beautiful area of Highland Perthshire to provide a sound introduction to the recognition, identification and ecology of freshwater algae. Emphasis will be placed on the use of the microscope and taxonomic keys for the identification to generic and species level and their ecological importance.

**Who are the participants?** The course is open to individuals with different backgrounds ranging from beginners to those who would like to refresh their knowledge of particular groups of algae or experience collecting in a different region of the world.

**What is the full cost of the course?** The course costs £475 per person (approx €570 or \$742), which includes accommodation, all meals (please notify the Centre if you have any special dietary needs) and tuition.

**Who are the course tutors?** The course tutors, Dr. Eileen Cox and Prof. Elliot Shubert, have taught this course for the past sixteen years and they have a wide-ranging expertise on freshwater algae. Eileen and Elliot conduct research at The Natural History Museum, London, specialising in diatoms and green algae, respectively. Eileen has published a key to live diatoms. Elliot has published a key to the



"Algal Charades". Guess the algal genus?

non-motile coccoid and colonial green algae and is Associate Editor for the *European Journal of Phycology* and Editor-In-Chief of *Systematics and Biodiversity*.

**What is the full cost of the course?** The course costs £440 per person (€528 or \$700), which includes sole occupancy accommodation, meals (special dietary needs available) and tuition. Shared accommodation is £370 (€444 or \$590) per person and £326 per person for non-residential.

**Is there support for students?** Yes, support for a student stipend is available from:

The British Phycological Society

<http://www.brphycsoc.org/funding.lasso>

The Phycological Society of America

<http://www.psaalgae.org/website/opportunities/grants/croasdale.html>

The British Ecological Society

<http://www.britishecologicalsociety.org>

**How do you get to Kindrogan?** Edinburgh and Glasgow have international airports. The airports have a coach connection to the main railway station in the respective cities. The nearest mainline railway station is Pitlochry, which is on the London Kings Cross-Edinburgh-Inverness route. Participants will be met at Pitlochry by Kindrogan staff.



**Where can I find more information?** For detailed information about the Kindrogan Field Centre:

<http://www.field-studies-council.org/2010/courseinfo.aspx?id=304>

Course information for 2011 and a booking form will be available soon on the FSC website:

<http://www.field-studies-council.org/kindrogan/>

If you have any other queries, please contact:

# SUMMER FALL 2010

[e.shubert@nhm.ac.uk](mailto:e.shubert@nhm.ac.uk)

Prof Elliot Shubert

Department of Botany, The Natural History Museum  
Cromwell Road, London SW7 5B D, United Kingdom

Tel 020 7942-5606 (UK)

Tel +44 207 942-5606 (international)

Fax 020 7942-5529 (UK)

Fax +44 207 942-5529 (international)

*See you in Kindrogan 2011!*

Volume 46

7

Number 2



2010 participants in front of the Dewar Distillery (stop at the end of our all-day field trip).

# SUMMER FALL 2010

Volume 46

8

Number 2

Two great opportunities for students to immerse themselves in phycology at the Friday Harbor Laboratories (University of Washington), one of the world's foremost marine research stations.

## 1. MARINE BOTANY

Dates: 28 March to 3 June 2011 (Spring term)

Instructor: Dr. Charles O'Kelly

[cjokelly@u.washington.edu](mailto:cjokelly@u.washington.edu)

Application deadline: 1 January 2011

This course is targeted primarily for undergraduate students. It is taught together with two other courses, Marine Zoology and Research Apprenticeship: Physiology and Ecology of Marine Organisms, to provide a season-long, hands-on experience of a temperate marine biota. The trio surveys the groups of marine algae, plants, and invertebrate animals in the San Juan Archipelago; natural history, adaptations, evolution, and taxonomy. Considerable field work and detailed laboratory study of organisms is included. All students will perform organized outreach activities with the local schools. A field trip to the outer coast will allow contrasts of the organisms and ecology there. The apprenticeship program consists of guided research projects on a preselected topic, with some latitude for students to develop their own direction. Example projects include adhesion and friction in the intertidal, algal degradation of carbonate rocks (e.g. coral reefs), the effects of ocean acidification on algae / herbivore interactions, the adaptive significance of morphological variation in marine invertebrates, and variation in rates of recruitment of invertebrates onto beaches.



## 2. MARINE ALGAE

Dates: 20 June to 22 July 2011 (Summer A term)

Instructors: Dr. Charles O'Kelly [cjokelly@u.washington.edu](mailto:cjokelly@u.washington.edu)

and Dr. Paul Gabrielson [drseaweed@hotmail.com](mailto:drseaweed@hotmail.com)

Application deadline: 1 February 2011

This course is targeted primarily for graduate students. Its theme is "principles, methods, and applications of marine algal biodiversity studies", in particular the macro- and microalgae of benthic environments. This is a hands-on field and laboratory intensive course. Students will learn classical and contemporary methods to characterize, identify and classify algae; the theories underlying the methods; application of biodiversity information in research (e.g. benthic ecology, cellular evolution), regulatory (e.g. invasive species) and industrial (e.g. biofuels) settings. Students will gain practical experience in tools that are applicable worldwide and in many different academic and commercial settings, such as: specimen collection, preservation, and databasing; light and electron microscopy; DNA isolation and sequencing; computational approaches to phylogeny reconstruction. Field work will be extensive, as the diverse and species-rich aquatic habitats on and around San Juan Island are ideal for the examination of both macroalgal and microalgal diversity.

For more information, visit the website of the Friday Harbor Laboratories

<http://depts.washington.edu/fhl/>

Spring course (including application and cost information – to be posted October 2010):

<http://depts.washington.edu/fhl/studentSpring2011.html#zoobot>

Summer course (including application and cost information – to be posted October 2010):

<http://depts.washington.edu/fhl/studentSummer2011.html#SumA-2>

Information on facilities at the Friday Harbor Laboratories:

<http://depts.washington.edu/fhl/facilities.html>

General information for students (including some financial aid opportunities):

<http://depts.washington.edu/fhl/studentInfo2011.html>



The inclusion of De Alton Brooks Saunders in this series of "Phycological Trailblazers" is owing to his pre-1900 studies of Pacific coast brown algae and his participation as the algal expert in the Harriman Alaska Expedition during the summer of 1899. Indeed his moniker during that 2-month cruise to Alaska, bestowed on him by none other than fellow shipmate John Muir, was "Seaweed Saunders", a name that subsequent generations of his family affectionately refer to him. Although his interest in algae over the full period of his scientific profession was small, he made some useful contributions at a time that exploration was still in vogue. This also gives me an opportunity to include his portrait, which apparently has never been made available (Fig. 1).

Saunders' early professional career began at the South Dakota Agricultural and Mechanical College in Brookings, South Dakota, where he served as head of the Department, while also a professor of Botany and entomology, in the period of 1896-1903. He headed an expedition to the Big Stone Lake region during 1896, where he collected 400 specimens of forage plants that were added to the herbarium. In 1898, he undertook a study of millet, which involved his classifying millets from more than three dozen seed sources. The most notable contribution at this time was his involvement with the Agricultural Experiment Station, and he laid out and supervised the establishment and planting of 50 quarter-acre plots at the Highmore Substation (Cooperative Range Experimental Station). The goal of this research was to develop and evaluate new crop species for grazing and winter forage. He also produced a flora of the ferns and flowering plants of South Dakota (Saunders, 1899a).

Saunders spent parts of two years, 1895 and 1896, studying algae, especially brown algae, on the coast of California. Saunders (1895) described what he regarded to be a new species of *Costaria*, *C. reticulata*, from near Pacific Grove on the



Fig. 1. De Alton Saunders  
[Courtesy of Jennifer Miller].

Monterey Peninsula. Smith (1942) later based his new genus *Dictyoneuroopsis* on this species, which he placed in the Lessorniaceae. The gene-sequencing studies by Lane et al. (2006) resulted in a major re-organization of the Laminariales and revealed that the generic distinction between *Dictyoneurum* and *Dictyoneuroopsis* was not as great as previously believed. Silva (in Pedroche et al., 2008) transferred Saunders' *Costaria reticulata* to *Dictyoneurum*. From the dates and the localities of some of the new taxa described by Saunders (1898), he made collections at San Pedro in southern California and Pacific Grove in central California. He spent July through September of 1896 on the Monterey coast. He described

# SUMMER FALL 2010

Volume 46

10

Number 2

many new species, such as *Scytosiphon bullosus* [now *Colpomenia bullosa* (D.A. Saunders) Yamada] (fig. 2), *Colpomenia tuberculata*, *Ectocarpus corticulatus*, *E. acuminatus* [now *Feldmannia acuminata* (D.A. Saunders) Hollenb. & I.A. Abbott], *E. hemisphaericus* [now *F. hemisphaerica* (D.A. Saunders) Hollenb.], *E. chitonicolus* [now *F. chitiniola* (D.A. Saunders) Levr.], *E. ellipticus* [now regarded as conspecific with *Spongonema tomentosum* (Huds.) Kütz.], *E. paradoxus* var. *pacificus* [now *Hincksia saundersii* (Setch. & N.L. Gardner) P.C. Silva], and *Sphacelaria dichotoma* [now regarded as conspecific with *S. divaricata* Mont.]. He also described a new genus of foliose brown algae, *Halorhipis*, based on *Punctaria winstonii* Anderson (1894). From this time period he described the new genus and species *Hapalospongidion gelatinosum* (Saunders, 1899b). Setchell & Gardner (1924) regarded the genus as congeneric with Reinke's (1888) *Microspongium* from Europe. But Hollenberg (1942) argued that the two genera were distinct, a view that has been accepted by subsequent workers. From the same 1899 paper, Saunders' record of "*Leptone-ma fasciculatum* Reinke" was later interpreted by Collins (1907) to be the new species *Pylaiella gardneri*. Saunders' (1901b) *Alaria curtipes*, described from central California, was treated by Setchell & Gardner (1925) as conspecific with *A. marginata* Postels & Rupr.

Although still in South Dakota, Saunders' work on west coast brown algae must have been sufficient basis for his being selected to join the Harriman Alaska Expedition during the summer of 1899. Saunders' qualifications to be enlisted as one of the botanists (namely, the phycologist) might seem limited, given his Mid-western agricultural background. One

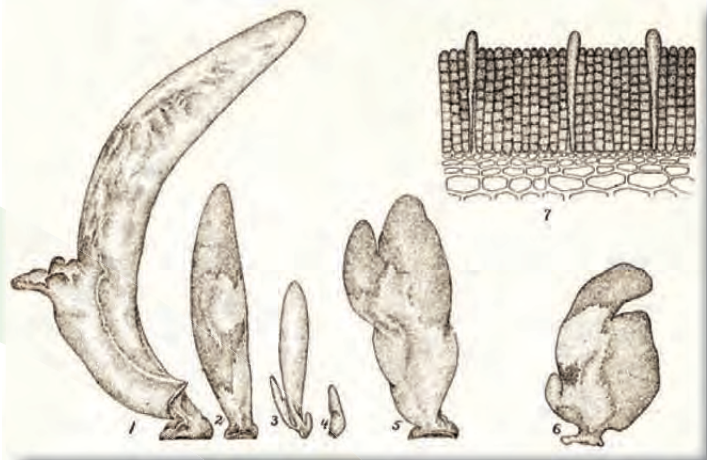


Fig. 2. *Scytosiphon bullosus* [now *Colpomenia bullosa* (D.A. Saunders) Yamada][from Saunders 1898].

circumstance is that William A. Setchell of the University of California, Berkeley, the person with stronger credentials at the time, was to participate on a separate expedition to Alaska, along with a large contingent of fellow Berkeley scientists. It is a coincidence that two such scientific expeditions to Alaska would be taking place simultaneously that summer (Setchell & Gardner, 1903; Wynne, 2009).

Mr. Edward Henry Harriman (Klein, 2000), President of the Union Pacific Railroad and worth \$60 million at that time, made the decision to sponsor and fully fund an Expedition to Alaska, and with advice from C. Hart Merriman he assembled an impressive total of 30 scientists to accompany him and several family members on a summer cruise from Seattle up into Alaskan waters and as far west as Russia. Essentially, this grand adventure was the result of Harriman's doctor telling him that he needed to take some time off and relax. In addition to Saunders as the phycologist, the scientific crew included: C. Hart Merriman (first chief of the U.S. Biological Survey and a founding member of the National Geographic Society), John Muir (naturalist and founder of the Sierra Club), William Trelease (botanist and director of the Missouri Botanical Garden), Henry Gannett (chief geologist of the U.S. Geological Survey), George B. Grinnell (anthropologist and founder of the National Audubon Society), Robert Ridgeway (curator of birds of the U.S. National Museum and president of the American Ornithologists' Union), Trevor

# SUMMER FALL 2010

Kincaid (entomologist from the University of Washington), William Ritter (zoologist at the University of California and president of the California Academy of Sciences), and Charles A. Keeler (ornithologist and director of the museum of the California Academy of Sciences). An article by Lindsey (1978) included a "staff picture" of members on the expedition and gives brief synopses of the scientists aboard. It was prefaced by "reminiscences" made by W. Averell Harriman, who at age 7 went along on the adventure and was the last surviving participant.

Edward Harriman went to great effort and expense to make the voyage as comfortable as possible for his scientific guests (and his own family). Most of the scientists had traveled in "high style" departing on May 23 from Grand Central Station in New York City on the "Utopia", Harriman's train with five luxuriously fitted "palace cars" (Goetzmann & Sloan, 1982). The train reached Portland, Oregon, where they met up with Muir and Keeler, who had arrived by train from California. The Harriman party spent the night in the Portland Hotel. The next morning the special train proceeded north to Seattle, where they were met by others, including Edward S. Curtis, the relatively young photographer from Seattle, whose future career would be forever molded by his experience on the expedition. Curtis would go on to become the pre-eminent photographer of Native Americans, the recorder of their rich cultures. In Seattle, the port of embarkation, the steamship *G. W. Elder* had been outfitted with not only the latest in scientific instruments but also with a piano, an organ, a library with 500 books, a lantern slide projector, a recording device called a graphophone, hunting equipment, canvas tents, plus the necessary food, wine and champagne, and fresh water for the trip (Goetzmann & Sloan, 1982). The ship left Seattle at 6:00 PM, 31 May. A stop was made in Victoria on Vancouver Island, where there was time to visit the Museum. Then the ship moved northward along the coast of British Columbia. Once it moved out from the protected waterways, many suffered from seasickness. The *Elder* was notorious for being a bad "roller" in high seas. On the 4th of June, a stop was made at Merlakala, a village on Annette Island, south of

Ketchikan, Alaska, where Father William Duncan had a missionary settlement of refugee native Americans. One of the scientists was so caught up with observations that he was almost left behind. So a sign-out system using pegs on a large painted board was then installed to avoid anyone being accidentally left behind. The next day, at Wrangell, Saunders rose at 3 AM to make the most of the low tide and made his way along the shoreline with the many large dugout canoes hauled ashore, to gather seaweeds (Goetzmann & Sloan, 1982). This was the first real opportunity to explore on "Alaskan soil", to take specimens and make photographs. Then on June 6, Skagway was reached, a boom town because of the discovery of gold. The White Pass railroad took miners from Skagway to the gold fields. Saunders and four others set out in a small steam launch to explore the area, while others rode the White Pass railroad to the summit of White Pass, a distance of 21 miles. The train went through Dead Horse Pass, which was regarded as the gateway to the gold rush. On June 8 in Juneau the *Elder* picked up the five scientists who had been in the field.

The next stop for the *Elder* was Glacier Bay, which was the longest stop made on the expedition, June 9 – 14. A dozen, including Harriman, hiked for 24 hours to "Howling Valley", with hopes to find a bear; that search was futile. Exploration by a separate party, including Muir, led to the discovery that the Grand Pacific Glacier was actually divided into three portions, and they decided to name the largest of these lobes the "Harriman Glacier". Saunders, Ritter, Kincaid, and some others used the time to carry out dredging for marine life from the ship. June 15 – 18 was spent at Sitka, then the

# SUMMER FALL 2010

Volume 46

12

Number 2

capital of Alaska territory. The Russian influence in the architecture and the customs was obvious. Harriman was able to capture Tlingit songs on his graphophone. A mission settlement at Yakutat and the Malaspina Glacier were visited on June 19. One of the natives, who was very knowledgeable of the coastline, was hired by Harriman to be a guide. "Indian Jim" stayed with the expedition for the duration. The ship's arrival at Yakutat Bay coincided with the locals' annual seal hunt. The smell of the discarded seal carcasses rotting in the sun was overwhelming, causing John Muir to walk away in disgust. But Edward Curtis observed the skinning procedures and photographed the activities (Goetzmann & Sloan, 1982). Saunders and a few others pitched tents on the shore. Four days were spent exploring the Malaspina Glacier (which had been earlier named by Dall) and Disenchantment Bay. A sea otter pelt was purchased by Harriman. It was then thought that the sea otter was possibly extinct. The *Elder* was referred to as a "floating university", and most evenings a lecture would be given by one of the scientists.

A salmon cannery at Orca at the easternmost portion of Prince William Sound was visited, and several gold miners preparing to return to the U.S. were encountered. The miserable condition of the Asian cannery workers was apparent as was the profligate usage of Alaska's natural resources (Goetzmann & Sloan, 1982). Prince William Sound was explored for several days in late June, and an unknown fjord was found, which was named "Harriman Fjord". Some of the scientists went ashore to camp and explore, while the *Elder* returned to Orca to prepare a broken propeller, the result of Harriman's overzealously pushing the Captain to take the

*Elder* into narrow fjords.

Harriman was somewhat obsessed with his desire to bag a trophy bear, and learning that bears were more easily encountered on Kodiak Island, he directed that the *Elder* next head to Kodiak. In early July with the help of several guides, Harriman shot his Kodiak bear, even though it was a medium-sized female with a cub (the cub was also taken). A celebration was held in the town of Kodiak on the 4th of July. The *Elder* next steamed out into the Bering Sea and entered much rougher seas, with accompanying colder weather. On July 7, the *Elder* reached the Shumagin Islands, where five of the scientists, including Saunders, Ritter [namesake of *Codium ritteri* Setch. & N.L. Gardner], and Kincaid set up camp on Popof Island, where they would stay for 10 days to collect specimens, while the *Elder* steamed north into the Bering Sea. For their stay on Popof, they made use of an "old village" that had been built by the government as a station to restrict sealing (Goetzmann & Sloan, 1982). They also went by launch to nearby Unga Island. Thus, Saunders was not with the Expedition on its stop at St. Paul in the Pribilofs nor on the stop in eastern Siberia. It was Mrs. Harriman who had the desire to set foot in Siberia, and so the *Elder* came into Plover Bay, Siberia, and the party visited a small Eskimo settlement.

Back in Alaska, on July 12, the *Elder* stopped at Port Clarence, where the party had a chance to meet with gold miners, whalers and Eskimos. The next stop was St. Lawrence Island and on July 14, Hall Island was reached, where Fuertes was able to easily shoot and collect large numbers of sea birds. On July 15, St. Matthew Island was visited, and two blue foxes were captured. Then the *Elder* was homeward bound, picking up Saunders and his party on Popof Island as the ship steamed southward. There was a brief stop in Juneau, but another stop, an "ill-fated" one, was made that tarnished this expedition. Dellenbaugh had heard of an uninhabited Tlingit village at Foggy Bay, Cape Fox, and had a rough map of how to find it. So during July 26 – 27, the *Elder* anchored at this site, and the crew spent time not only gathering up abandoned artifacts and souvenirs but went so far as to remove many of

# SUMMER FALL 2010

Volume 46

13

Number 2

the totems, taking them onto the *Elder*, with the idea of sending them to natural history museums. It was “reckless greed” (Goetzmann & Sloan, 1982). A century later, when the Harriman Alaska Expedition was re-enacted, repatriation of several of these Tlingit totems took place, in somber ceremonies returning them to the “Saanya Kwann” clan in Ketchikan (Litwin, 2005).

In the Introduction to his report on the Algae from the Harriman Alaska expedition, Saunders (1901a) acknowledged the generous help in working up his collections of many contemporaries, such as Frank Collins (the green algae), K. Hirn (Oedogoniaceae), M. Gomont (Oscillatoriaceae), A. M. Edwards (diatoms), F. R. Kjellman (“all” the Corallinaceae and help with *Alaria* and *Fucus*), W. A. Setchell (advice on the Laminariaceae and Cyanophyceae), and W. G. Farlow (who determined several species of red algae). He also thanked Dr. C. E. Bessey (Nebraska) and Prof. Conway MacMillan (Minnesota) for sharing their libraries and Miss Josephine Tilden for the loan of her entire Puget Sound collection. So Saunders was indeed the recipient of much assistance. According to Hultén (1940), the phanerogamic and the cryptogamic collections of the Expedition were assembled and now form the nucleus of the Alaskan material in the Nat'l Herbarium, Washington DC (US).

In the case of Saunders' interacting with Tilden at the University of Minnesota, Paul Silva did some detective work in determining who validated the name of the Pacific coast kelp *Pleurophyucus gardneri*. N. L. Gardner, then teaching high school in Washington, found a specimen on Whidbey Island and sent it to Setchell at Berkeley. Saunders, on the Harriman trip, found a specimen at Yakutat Bay, Alaska. Both Setchell and Saunders recognized this kelp with a markedly wide midrib to be a new genus, and they agreed to publish it together, calling it *Pleurophyucus gardneri* (Fig. 3). According to Silva (2009), there was some “dithering” on where to publish their description. Then during Christmas break of 1899, Saunders took a trip to Minneapolis to consult with Tilden, who had also collected this same distinctive kelp but on San Juan Island. Through his “inadvertent assistance”, Saunders



Fig. 3. *Pleurophyucus gardneri* Setchell & D.A. Saunders ex Tilden. [from Saunders, 1901a].

alerted Tilden to his and Setchell's plans and also the name they were planning to use. Tilden's release of her exsiccata “American Algae” using the name and also providing a description on the label validated the name and giving her credit for authorship, even though she had “Setchell and Saunders Mss.” The fourth Fascicle of her exsiccata appeared in Feb. 1900, predating the accounts by Setchell (1901) and by Saunders (1901a).

Some of the new taxa coming out of the Harriman Alaska Expedition were Saunders' *Homeostroma lobatum* [now *Punctaria lobata* (D.A. Saunders) Setch. & N.L. Gardner], *Myelophycus intestinalis*

# SUMMER FALL 2010

Volume 46

14

Number 2

[now *Melanosiphon intestinalis* (D.A. Saunders) M.J. Wynne], and several species of *Streblonema* (*S. irregulare*, *S. minutissimum*, and *S. pacificum*). His *Alaria fragilis* from Glacier Bay, Alaska, was recognized by Widdowson (1971) and Gabrielson et al. (2006), both under the junior synonym *A. tenuifolia* Setch., and by Tom De Cew's on-line "Guide". Yet Lane et al. (2007) included it within their broad circumscription of *A. marginata* Postels & Rupr. Saunders' *Coilodesme linearis* is now treated as conspecific with *C. cystoseirae* (Rupr.) Setch. & N.L. Gardner. His *Ectocarpus cylindricus* is now treated as *Feldmannia paradoxa* (Mont.) Hamel var. *cylindrica* (D.A. Saunders) H.-S. Kim & I.K. Lee (1994). Saunders is remembered by the brown algal generic name *Saundersella* of Kylin (1940), which was based on Saunders' *Mesogloia simplex* from Sitka, and the spin-off name *Heterosaundersella* Tokida (1942). It should be noted that the excellent illustrations accompanying Saunders' account were done by his wife "Eva" [Evangeline Merritt Saunders].

In 1903, Saunders and family [wife Eva and children Harry and Edna] moved from South Dakota to Texas, first living in Terrell, where Saunders continued his seed breeding work on the Porter Demonstration Farm. Terrell is where the farm extension service started, and he served as a County Farm Extension Agent. The Porter Farm remains a working farm today and is a National Historic Landmark. The 1910 U. S. Census shows Saunders and family to be living in Waco, Texas, where he continued as a Field Agent for the U.S. Government. By the 1920 Census, the family had moved to Greenville, Hunt County, where Saunders was one of the founders of the U.S. Government's Cotton Seed Breeding Station. A Cotton Museum remains in

Greenville today. Saunders cross-pollinated the "Sea Island" strain of cotton with the "Upland cotton" strain resulting in the "Lone Star" cotton seed, which was the basis of his company, the "Saunders Lone Star Seed Company". He helped develop a breed of cotton plant with fibers that easily separated from the capsule, or "boll". The variety flourished in a hot, dry climate and became a standard in the industry and the forerunner of Egyptian cotton. He mentored students from Egypt and over his career had many interactions with Egyptian colleagues. Another of his students was Early C. Ewing, who later operated the largest cotton plantation in the world. Saunders eventually resigned and went on to establish his own fuel business (of coal and wood).

According to his great-granddaughter Jennifer Miller, most of the many souvenirs Saunders had from the Alaska expedition were later lost in a flood. But the "Souvenir Album" from the Expedition survived. Mrs. Miller also related how her mother has memories as a young girl of visiting her grandfather (De Alton) and sampling the sugar cane that he was working on and how every Sunday one of De Alton's free-range chickens would end up in a pot for Sunday dinner ("chicken and dumplings"). She recalls him as a quiet, very private man, always experimenting in his gardens. Although two standard biographical references (Stafleu & Cowan, 1985; Brummitt & Powell, 1992) give Saunders' birth and death dates as "1870-1940", the family claims that he was born in Alfred, Allegany County, New York, 30 June, 1869. According to his official death certificate, he died in Greenville, Texas, 2 May 1949.

A century after the Harriman Alaska Expedition there was a re-enactment of the voyage (Litwin 2005). The *M/V Clipper Odyssey*, a 340-foot ocean-going vessel, re-traced the earlier expedition, with 19 scientists, writers, and artists. This is a very good read and provides a remarkable contrast in the Alaska that those on the *Elder* saw in 1899 and the contemporary scenes observed by those on the *Clipper Odyssey*. A PBS program [<http://www.pbs.org/harriman/index.html>] and an article in the *Smithsonian Magazine* (June, 2003) also provided interesting ac-

counts of this re-enactment of the original Harriman Alaska Expedition.

Anderson C. L. 1894. Some new and some old algae but recently recognized on the California coast. *Zoe* 4: 358-362.

Brummitt R. K. & C. E. Powell. (eds.). 1992. *Authors of plant names. A list of authors of scientific names of plants, with recommended standard forms of their names including abbreviations*. Roy. Bot. Gard., Kew 732 pp.

Collins F. S. 1907. *Pylaiella gardneri*. Collins, Holden & Setchell, Phycotheca Boreali-Americana, No 1384.

De Cew T. *Guide to the seaweeds of British Columbia, Washington, Oregon, and northern California*. <http://ucjeps.berkeley.edu/guide/index.html>

Gabrielson P. W., T. B. Widdowson & S. C. Lindstrom. 2006. Keys to the seaweeds and seagrasses of southeast Alaska, British Columbia, Washington, and Oregon. *Phycol. Contr.* No. 7. iv + 209 pp.

Goetzmann W. H. & K. Sloan. 1982. *Looking Far North. The Harriman Expedition to Alaska 1899*. Viking Press, New York. xxv + 224 pp.

Harriman Alaskan Expedition. 1900-1902. *Proc. Wash. Acad. Sci.* Vols. 2-4. Washington D. C.

Hollenberg G. J. 1942. Phycological notes. I. *Bull. Torrey Bot. Club* 69: 528-538.

Hultén E. 1940. History of botanical exploration in Alaska and Yukon territories from the time of their discovery to 1940. *Bot. Not.* 1940: 289-346.

Kim H.-S. & I. K. Lee. 1994. Morphotaxonomic studies on the Korean Ectocarpaceae (Phaeophyta). III. Genus *Feldmannia* Hamel, specially referred to morphogenesis and phylogenetic relationship among related genera. *Kor. J. Phycol.* 9: 153-168.

Klein M. 2000. *The life and legend of E. H. Harriman*. University of North Carolina Press, Chapel Hill, N. C., and London. xvi + 521 pp.

Kylin H. 1940. Die Phaeophyceenordnung Chordariales. *Acta Univ. Lund.* 36(9): 1-67.

Lane C. E., S. C. Lindstrom & G. W. Saunders. 2007. A molecular assessment of northeast Pacific *Alaria* species (Laminariales, Phaeophyceae) with reference to the utility of DNA barcoding. *Molecular Phylogenetics and Evolution* 44: 634-648.

-----, C. Mayes, L. D. Druehl & G. W. Saunders. 2006. A multi-gene molecular investigation of the kelp (Laminariales, Phaeophyceae) supports substantial taxonomic re-organization. *J. Phycol.* 42: 493-512.

Lindsey A. A. 1978. The Harriman Alaska Expedition of 1899 including the identities of those in the staff picture. *BioScience* 28: 383-386.

Litwin T. S. (ed.). 2005. *The Harriman Alaska expedition retraced; a century of change, 1899-2001*. Foreword by D. Rockefeller, Jr. Rutgers University Press, New Brunswick, NJ, xxi + 287 pp. <http://www.pbs.org/harriman/index.html>

Pedroche P. F., P. C. Silva, L. E. Aguilar Rosas, K. M. Dreckmann & R. Aguilar Rosas. 2008. *Catálogo de las algas bentónicas del Pacífico de México II. Phaeophycota*. Universidad Autónoma Metropolitana, Mexico, and University of California, Berkeley. [viii], i-vi + 15-146 pp.

Reinke J. 1888. Die braunen Algen (Fucaceen und Phaeosporeen) der Kieler Bucht. *Ber. Deutsch. Bot. Ges.* 6: 14-20.

Saunders D. A. 1895. A preliminary paper on *Costaria* with description of a new species. *Botanical Gazette* 20: 54-57.

-----, 1898. Phycological memoirs. *Proc. Calif. Acad. Sci., Ser. 3, Bot.* 1: 147-168, 21 pls.

-----, 1899a. *Ferns and flowering plants of South Dakota*. South Dakota Bull. No. 64, U. S. Exper. Station, pp. [101]- 227 + [1], Brookings, South Dakota.

-----, 1899b. New or little-known brown algae of the Pacific coast. *Erythea* 7: 37-40, 1 pl.

-----, 1901a. Papers from the Harriman Alaska Expedition XXV. The

# SUMMER FALL 2010

algae. *Proc. Wash. Acad. Sci.* 3: 391-486, 19 pls.

-----, 1901b. A new species of *Alaria*. *Minnesota Botanical Studies* 2: 561-562, pl. 33.

Setchell W. A. 1901. Notes on algae, I. *Zoe* 5: 121-129.

----- & N. L. Gardner. 1903. Algae of northwestern America. *Univ. Calif. Publ. Bot.* 1: 165-418 + [1].

----- & -----, 1924. Phycological contributions, VII. *Univ. Calif. Publ. Bot.* 13: 1-13.

----- & -----, 1925. The marine algae of the Pacific coast of North America. Part III. Melanophyceae. *Univ. Calif. Publ. Bot.* 8: 383-898.

Silva P. C. 2009 Historical nomenclatural and distributional notes on two Pacific coast kelps: *Lessoniopsis littoralis* and *Pleurophycus gardneri* (Phaeophyceae, Laminariales, Alariaceae). *Madroño* 56: 112-117.

Smith G. M. 1942. Notes on some brown algae from the Monterey Peninsula, California. *Amer. J. Bot.* 29: 645-653.

Stafleu F. A. & R. S. Cowan. 1985. *Taxonomic Literature...* Vol. V: Sal-Ste. 2nd edit. Bohn, Scheltema & Holkema, Utrecht/Antwerp. *Regnum Veg.* 112. 1066 pp.

Tokida J. 1942. Phycological observations. V. *Trans. Sapporo Nat. Hist. Soc.* 17(2): 82-95.

Widdowson T. B. 1971. A taxonomic revision of the genus *Alaria* Greville. *Syesis* 4: 11-49.

Wynne M. J. 2009. Marine algae and early expeditions in the upper North Pacific and Bering Sea. *Algae* 24: 1-29.

I am indebted to Jennifer Miller, the great-granddaughter of De Alton Saunders, for providing Figure 1 and also a very helpful biographical account of his life. I happened to be watching "Antique Roadshow" on PBS one evening, with a show originating from Hartford, Connecticut. Jennifer Miller brought to the show a family treasure to be evaluated, namely, her great-grandfather's copy of the "Souvenir Album" from the Harriman Alaska Expedition. After the expedition, Harriman compiled a rich collection of his photographs taken during the expedition (primarily by Edward Curtis) and distributed identical albums as souvenirs to each of the participants. Her appearance on that program allowed me to contact Mrs. Miller, and she generously shared with me some facts and anecdotes about her great-grandfather handed down through her family. Jennifer's grandfather was Harrison Merritt Saunders, Sr., who had 3 children [all of whom are living in Sept., 2010]: Harrison ("Bud") Merritt Saunders, Jr., and twins William ("Jack") Dee Saunders and Carolyn ("Jill") Lee [Saunders] Nash, Jill Nash being the mother of Jennifer Miller. Jean Ann Ables-Flatt, Volunteer Genealogist for the Riter C. Hulseby Public Library in Terrell, Texas, also provided me with useful facts.

Michael J. Wynne  
University of Michigan Herbarium

# SUMMER FALL 2010

Volume 46

16

Number 2

## PAST AND INCOMING EVENTS

### PSA 2011 Meeting

It is with great pleasure that we announce preliminary details for the joint Phycological Society of America /International Society of Protistologists meeting in Seattle, July 13-16, 2011, on the University of Washington campus. Major symposia will include "Genomic insights into the ecology and evolution of algae and protists" (genomics/metagenomics), "Human impacts on the aquatic environment" (ocean acidification, eutrophication, invasive species, etc.), "Algae and Human Health" (negative and positive aspects), and one to be announced. Contributed papers and posters in all areas of prokaryotic and eukaryotic phycology and protistology are welcome, including such topics as: reproduction and

life history strategies; light harvesting; interactions between species and trophic levels; aquaculture; development of biofuels and other algal products; parasitism; education including service learning projects; morphological taxonomy linked to genetic phylogenies; HABS; invasive species; cell physiology and biochemistry with respect to environmental gradients; taxonomy; health and nutrition; population structure and genetic diversity; and new insights into cellular and developmental biology.

We are also developing three exciting workshops: 1) statistics and experimental design, 2) microscopy and 3) genomics tools. Both freshwater and marine fieldtrips are in the works and, as always, a sumptuous banquet, thrilling auction and excellent poster session shall all make their usual appearances.

Early registration will begin March 1, 2011, and abstracts will be due April 1, 2011. Housing on the University of Washington campus can be reserved during registration.

Student members who plan to apply for Hoshaw Travel awards will submit their abstract and application about a month prior to April 1, 2011; infor-



Beautiful Seattle area, the venue for our 2011 PSA meeting (photo Julie Koester)



# SUMMER FALL 2010

## SEPC 2010

The 32nd Annual Southeastern Phycological Colloquy will be held at The Center for Marine Science, University of North Carolina at Wilmington, during October 29 and 30, and hosted by Dr. J. C. Bailey.



Campus view of the University of Washington  
(photo by Julie Koester)

mation on this will be available by early winter on the PSA Website ([www.psaalgae.org](http://www.psaalgae.org)). The Seattle area has many cultural and recreational attractions, including during the week of the meeting, "Taste of Seattle". Seattle's weather in mid-July is typically sunny and pleasant.

For more information, including from interested vendors, please contact Dale Casamatta (Program Chair, PSA, [dcasamat@unf.edu](mailto:dcasamat@unf.edu)) or Tim Nelson (Local Organizer, PSA, [tnelson@spu.edu](mailto:tnelson@spu.edu)) for the phycologically oriented, or Alastair Simpson (Program Chair, ISOP, [Alastair.Simpson@dal.ca](mailto:Alastair.Simpson@dal.ca)) and Evelyn Lessard (Local Organizer, ISOP, [elessard@u.washington.edu](mailto:elessard@u.washington.edu)) on the ISOP side.

*We look forward to seeing you in Seattle!*

**Program:** Persons working on aquatic macrophytes (seaweeds and seagrasses), microalgae, cyanobacteria and protists are encouraged to attend. The program will include oral presentations and those by undergraduate and graduate students are especially welcomed. The scientific program will be presented on Saturday (Oct. 30). Presentations will be 12 min long, followed by 3 min for questions and answers. A poster session will be held following the oral presentations and before the keynote address. Posters should not exceed (L x W) 36 inches (3 ft) x 48 inches (4 ft).

**Keynote address:** Dr. Donald F. Kapraun, Professor Emeritus – University of North Carolina at Wilmington - "Nuclear DNA content estimates in red algal lineages".

**Meals / socials:** The registration fee covers (1)

# SUMMER FALL 2010

Volume 46

18

Number 2

a catered mixer planned for Friday evening and (2) catered coffee breaks, lunch, poster session, and dinner on Saturday. Vegetarian-friendly items will be provided.

## Registration costs:

Students and post-docs: \$50.00 US

Faculty, technicians, staff: \$75.00 US

Guests accompanying participants, but not attending the scientific portion of the program can join us for lunch and dinner on Saturday.

Guests Lunch Saturday: \$10.00 US

Guests Dinner Saturday: \$14.00 US

Checks for registration should be made to

UNC-Wilmington and mailed to:

SEPC 2010 Meeting  
c/o Craig Bailey  
Center for Marine Science, UNCW  
5600 MK Moss Lane  
Wilmington, NC 28409 USA

Lodging: Please visit the following URLs for information on accommodations near the Center for Marine Science:

<http://www.pleasureislandvacationguide.com/hotels.html>

<http://wilmington.insiderinfo.us/hotel-motel>

Contact information: For further information at this time please contact J. Craig Bailey at

[baileyc@uncw.edu](mailto:baileyc@uncw.edu)

Please join us for the

## Northeast Algal Society (NEAS)

### 50th Anniversary Symposium

April 15-17, 2011

Marine Biological Labs, MA



## 50 Years of Phycology

Past, Present, and Future of Phycology in the Northeast

Meeting organizers: Gary Saunders ([gws@unb.ca](mailto:gws@unb.ca))  
and Louise A. Lewis ([louise.lewis@uconn.edu](mailto:louise.lewis@uconn.edu))



# SUMMER FALL 2010

## 5th European Phycological Congress Rhodes, Greece

The state-of-the-art scientific congress includes the following plenary sessions and symposia:

Monday, 5 September, 2011

Plenary: Algal changes in the Mediterranean Sea: drivers, effects and policies. Sotiris Orfanidis, National Agricultural Research Foundation, Fisheries Research Institute, Ecology and Ecophysiology of Marine Plants, Macedonia, Greece

Symposium 1: Environmental stresses on coastal marine algae

Symposium 2: Algal biotechnology

Tuesday, 6 September, 2011

Plenary: Macroalgal taxonomy from an evolutionary biologist's perspective. Heroen Verbruggen, Phycology Research Group and Center for Molecular Phylogenetics and Evolution, Ghent University, Ghent, Belgium

Symposium 3: DNA taxonomy: bar coding and species delineation

Symposium 4: Cell biology and molecular physiology of algae

Thursday, 8 September, 2011

Plenary: Evolution and development in microalgae - have gene sequences led us down a blind alley?

Eileen J Cox, Department of Botany, The Natural History Museum, London, UK

Symposium 5: Molecular and cellular responses in algae induced by changes in the environment

Symposium 6: Genetics of speciation (ecological and molecular)

Friday, 9 September, 2011

Plenary: Macroalgae and climate change. Jeanine Olsen, Department of Marine Benthic Ecology and Evolution, Biological Centre, University of Groningen, Haren, The Netherlands

Symposium 7: Algal genomics  
Symposium 8: Freshwater algal biogeography and biodiversity

Visit the congress's website ([www.epcv.gr](http://www.epcv.gr)) and find information for your registration, accommodation, and programme.

Join us in Rhodes, one of the most beautiful islands of Greece, to enjoy the Greek hospitality and get in touch with highly qualified professionals

[www.epcv.gr](http://www.epcv.gr)

Join us on Facebook: EPCV

Contact us at: [info@alphamentor.gr](mailto:info@alphamentor.gr)  
(sponsorships, partnerships)

[chhatz@epcv.gr](mailto:chhatz@epcv.gr) (registrations)  
[e.shubert@nhm.ac.uk](mailto:e.shubert@nhm.ac.uk) (abstract submission)

***See you in Greece!***



# SUMMER FALL 2010

Volume 46


20

Number 2



## bio sys tem atics

Berlin 2011,  
21-27 February



[www.biosyst-berlin-2011.de](http://www.biosyst-berlin-2011.de)

### The GulfPhoto Workshop

It is our pleasure to announce a workshop focused on the creation and integration of digital content for Gulf of Mexico macro- and microalgae. The workshop will occur at Florida State University on October 8 and 9. It is co-sponsored by the Southeast Regional Network of Expertise and Collections (a NSF Research Coordination Network), the FSU Coastal and Marine Laboratory, the FSU Robert K. Godfrey Herbarium, the FSU Department of Biological Science, and Morphbank. We are calling it The GulfPhoto Workshop: Enabling the Study of the Gulf of Mexico's Primary Producers.

Goals of the workshop include (1) characterization of the ideal suite of web-deployed digital content for algae biodiversity studies,

The Botanic Garden and Botanical Museum at the Freie Universität Berlin (BGBM) and the Museum für Naturkunde, Leibniz Institute for Research on Evolution and Biodiversity at the Humboldt-Universität Berlin (MfN), are pleased to be the host institutions for the *International Congress of Systematic and Evolutionary Biology (ICSEB VII)*, *12<sup>th</sup> Annual Meeting of the Society of Biological Systematics (Gesellschaft für Biologische Systematik, GfBS)*, and *20<sup>th</sup> International Symposium "Biodiversity and Evolutionary Biology" of the German Botanical Society (DBG)*.

The scope of this joint congress is to bring together evolutionary biologists and systematists working on plant, animal, and microscopical organisms to discuss and debate topics of common interest. The focus will be on innovative and forward-looking ideas, concepts, and methods in systematic and evolutionary biology. It will also provide a unique opportunity to highlight topics of biodiversity.

We hope to attract many researchers from different fields to this congress, and on behalf of the Organizing Committee we would be honoured to be your hosts for this professionally challenging week.

Looking forward to welcoming you in Berlin in February 2011.

**Thomas Borsch** (President of the IOSEB)  
**Regine Jahn** (President of the GfBS)  
**Dirk Albach** (Speaker of the Section of Biodiversity and Evolutionary Biology of the DBG)

### Congress Venue

The congress will be held at the "Seminaris Campus Hotel, Science & Conference Center", located at the campus of the Freie Universität in Berlin-Dahlem. It combines excellent and modern meeting equipment and vicinity to the Botanic Garden and the Botanical Museum as well as



the Ethnological Museum. The venue is easily accessible by public transport from the airport and the city center's railway station.

### Time Schedule and Deadlines

31 August 2010	Abstract submission and online registration opens
1 October 2010	Deadline for application for student award
31 October 2010	Deadline for submission of abstracts and early registration
21 – 27 February 2011	Congress

### Registration

Online registration opens on 31 August 2010. Possible methods of payment are by bank transfer or credit card. Participants from European countries are kindly asked to transfer their fees by EU money transfer which does not infer any costs on any side.

	Until 31 October 10	After 31 October 10
Regular	390 €	430 €
Student	200 €	230 €

For student rate please submit a photocopy of your student card as proof for your eligibility.

The congress fee includes coffee breaks and lunch on every congress day, the conference binder with abstract volume, icebreaker in the dinosaur hall of the Museum für Naturkunde and a social evening in the greenhouses of the Botanic Garden with a promenade concert and a buffet dinner.



(2) identification of gaps in current web-deployed digital content and information tools in light of the ideal suite of content identified by participants, and (3) production of a plan to acquire funding to fill the gaps and make the ideal suite of content available in the next 3-5 years.

If you would like to participate in the workshop, please contact Austin Mast ([amast@bio.fsu.edu](mailto:amast@bio.fsu.edu)). Funds are available to pay for the travel, lodging, and meals of a small number of additional participants. The current list of participants represents the blend of phycologists and information technologists that should make the workshop a success. Particular funding opportunities will be discussed.

The GulfPhoto Workshop Organizers  
Austin Mast, Felicia Coleman, Greg Riccardi, Akshintala Prasad, and Zack Murrell

## PSA JOINS THE COUNCIL OF SCIENTIFIC SOCIETY PRESIDENTS

The PSA has joined the Council of Scientific Society Presidents (CSSP, [www.cssp.org](http://www.cssp.org)) and was represented at the May 1-4, 2010, meeting in Washington, D. C. by Vice-President Susan Brawley. The CSSP is comprised of Presidents, recent Past-Presidents and/or Presidents-elect of over 60 scientific societies that have a combined membership of over 1.4 million members. Meetings include discussions with scientific policy makers, networking and leadership sessions, and lectures to highlight particularly important developments in science and technology. There were about 35 member societies represented at the May meeting, which included discussions with John Holdren (Co-chair, President's Council of Advisors on Science and Technology), Richard Feely (Senior Scientist, NOAA), Anne Bryant (Executive Director, National School Boards Assoc.), Robert Zoellick (President, The World Bank), Marcia McNutt (Director, U. S. Geological Survey), Rajiv Shah (Administrator, U. S. Agency for International Development), Michael Strano (Professor of Chemical Engineering, MIT), and Molly Jahn (Undersecretary, U. S. Dept. of Agriculture).

Brawley is participating in the Scientific Publications and Energy & Environment Committees of CSSP. A key topic discussed in the Publications Committee and with John Holdren concerned the potential requirement for open access to research in scholarly publications. Some scientists and policy-makers in the U.S. have proposed free, rapid open-access to published articles by the public if the research reported by the article were funded by federal grants. Many scientific societies are concerned about this movement because of potential loss of revenue to their journals. Thus, the importance of revenue from society journals to continued publication of those journals and funding of other society activities that benefit science (e.g., annual meeting symposia, research grants to students) was discussed at length at the CSSP meeting. For background on this issue,

PSA members are referred to two 2010 articles in *Nature* (464, 822-823) and *Science* (329, 896-898). It appears that the administration understands the complexities of open-access publishing, but we are unquestionably in a time of changing publication modes that we must monitor closely. Brawley found this meeting to be very useful for presenting PSA perspectives on issues such as open-access publication and for networking with officers of other societies on a range of issues. The next meeting of the CSSP will be in December.



## COMMITTEE MEMBERS NEEDED

The PSA has numerous committees (e.g., Membership, Communications, Education, Publications, Program, Grants; see [www.psaalgae.org](http://www.psaalgae.org) under "About PSA"), and a new Science Public Policy Committee will be formed this fall. These committees carry out essential work to support research, education, and public outreach by and for phycologists. Membership is open to regular and student members; please contact President-elect Susan Brawley ([brawley@maine.edu](mailto:brawley@maine.edu); 207-581-2973) before November 1, 2010, if you are interested in joining a committee for 2011. Committee membership is staggered, and several new appointments will be made to each committee by early December. Committees will meet at the annual meeting (next meeting: July 13-16, 2011, University of Washington campus, Seattle), but each committee is active throughout the year.

# SUMMER FALL 2010

Volume 46

22

Number 2

## FOOD FOR THOUGHT AND SUSTENANCE; PHYCO-POTLUCK NAMING CONTEST IS OPEN!

Vice-President Brawley announced at the 2010 meeting that one of her goals as PSA President is to increase interest in sea vegetables (e.g., dulse, kelps, nori). The market for sea vegetables is underdeveloped in North America and Europe, but the PSA membership is large enough to be a catalyst for change, especially given members' diverse postal codes. Dried sea vegetables are now sold in many grocery stores, and several books in English (e.g., Prannie Rhatigan's *Irish Seaweed Kitchen* [2009]) have recipes and illustrations that make preparation easy for a novice cook, whether sea vegetables are added in small quantities to boost the nutritional value of a familiar dish or prepared in more recognizable form. Beyond the gustatory and

nutritional benefits of eating sea vegetables, a larger market will help to advance seaweed aquaculture, which needs a market in order to receive adequate R & D funding and to grow into a jobs-producing industry in places like North America and Europe.

Perhaps PSA members could host "phyco-pot-lucks" in conjunction with a journal club or as a dinner with colleagues, family and/or local chefs? Brawley reports that visiting scientists and laboratory members have particularly enjoyed "Sea Food Chowder", "Kale and Dulse", "Drew Rolls" (after Kathleen Drew Baker who discovered the conchocelis stage of the *Porphyra* life history), "Nut Roast and Tomato Sauce", and "Chocolate Molasses Meringues" from the Rhatigan book. This book is likely to be useful to instructors of Marine Biology classes; beyond recipes, it has information and photographs of the algae, historical notes, and nutritional information.

A name with more transparency than "phyco-pot-luck" may be required, however, for events beyond a journal club that are enriched by sea vegetable dishes? An anonymous scientist (Brawley) has donated a ticket to the PSA banquet (i.e., Seattle, 2011 PSA/ISOP meeting, July 13-16, 2011) for the winner of a



Photo shows Cheong-Xin Chan, Debashish Bhattacharya, Lydia Bhattacharya and Lilibeth Miranda at the University of Maine's President's House reception for Debashish after his seminar; note the Sea Vegetable Humus at the reception!

# SUMMER FALL 2010

## Russ Chapman Retires Again

PSA Past President and former PSA Board of Trustees Member Russ Chapman is retiring from Scripps Institution of Oceanography at the University of California San Diego where he completed a five-year stint as executive director of the Center for Marine Biodiversity and Conservation.

This is Chapman's second university retirement, the first being from Louisiana State University where he had worked as a faculty member and administrator for 32 years. Chapman, who has abandoned Paradise (aka La Jolla, CA), is back at his country home in Saint Gabriel, LA. and will stay busy as a professor emeritus back at LSU. He will be involved in diversity outreach for the LSU School of the Coast and Environment, thus continuing the kind of work he was doing at Scripps as the Scripps Diversity Coordinator. He will also continue serving as the Treasurer for the International Phycological Society and as a member of the International Organizing Committee for 10th International Phycological Congress to be held in 2013 in Orlando, FL. He also plans to do some consulting as a science advisor for Aquatic Energy, LLC. In Lake Charles, LA and for Global Renewable Energy & Power Inc. (GREPI) based in San Diego, CA and India.

He has returned to the Baton Rouge Sunrise Rotary Club and is also pleased to once again be serving on the Board of Directors for the Baton Rouge Symphony Orchestra and the Patrons of LSU Opera.

*Good Luck Russ!*

naming contest. What is the best name for a potluck dinner with plentiful sea vegetable dishes? Send your entries by November 1, 2010, to Chris Lane (Chair, Education Committee) at [claine@mail.uri.edu](mailto:claine@mail.uri.edu). The Education Committee will select a winner. The Newsletter would also enjoy receiving photos and reports of your phyco-potlucks.

Recent events accompanied by sea vegetable dishes at the University of Maine have included a reception hosted by PSA Member Mary Rumpho and Bob Kennedy at the President's House for Debashish Bhattacharya after his single cell genomics' lecture at the University of Maine. Here, Chair of Molecular and Biomedical Sciences, Dr. Robert Gundersen, and Cheong-Xin Chan, Debashish Bhattacharya, Lydia Bhattacharya, and Lilibeth Miranda are shown eating Maine Sea Vegetables flaked hummus prepared by Black Bear Dining for the reception. What's next? Pizza with dulse flakes in the President's Box at football games.



Dr. Robert Gundersen



# SUMMER FALL 2010

Volume 46

24

Number 2

## Accolades



Chuck Amsler congratulating Jeff Morris  
2010 Bold Award winner



Louise Lewis congratulating Jeremy Nettleton  
2010 Poster Award winner



Past PSA President Elizabeth Gantt enjoying a delightful dinner



Rick McCourt addressing the PSA members during the  
Banquet and Award Ceremony



Mike Guiry's advisees, Juliet Brodie and Christine Maggs,  
recalling the mentor



# SUMMER FALL 2010

Volume 46

25

Number 2



Chuck Amsler congratulating the Bold award presenters



PSA President Paul Hayes recognizing the service of past president Chuck Amsler



Participants to the first REDToL workshop following the 2010 PSA meeting



Past Presidents convivial gathering

SUMMER  
FALL 2010

Volume 46


BOOKS

**FIELD GUIDE TO SEaweEDS OF ALASKA**  
By Mandy Lindeberg and Sandra Lindstrom

192 pages, Price: \$30.00 US  
ISBN: 978-1-56612-156-9  
Ordering information may be found at this site:  
<http://seagrant.uaf.edu/bookstore/pubs/SG-ED-69.html>

The first and only Alaska seaweed field guide, this book is essential for quick, accurate identification of seaweeds in Alaska, for beachcombers, naturalists, teachers, students, scientists, and coastal monitors. More than 100 of the most common seaweed species in Alaska's waters, as well as seagrasses and marine lichens, are fully described and illustrated with color photos on water-resistant paper. Mandy Lindeberg has studied seaweeds since 1990 as a research biologist for the National Oceanic and Atmospheric Administration. In 2006, she discovered a new genus of kelp, golden V (on the front cover), in the Aleutian Islands. Sandra Lindstrom has been a professional phycologist since 1975, and has authored many research papers and books on algae.

*"With this guide, Lindeberg and Lindstrom have vividly captured the essence of the seaweeds of Alaska with stunning in situ images accompanied by user-friendly keys to make identifications. They provide understandable accounts of the green, brown, and red algae. This book will be of great usefulness for anyone with a desire to know about the marine algae of the Alaska coastline, from the serious scientist and conservation-minded observer to the more casual visitor and beachcomber. The authors*



*have used their decades of field experience to share their knowledge and appreciation of Alaska seaweeds with the public at large."*—Dr. Michael Wynne, Professor Emeritus of Botany, Curator Emeritus of Algae, University of Michigan

**Diatoms of North America:  
The Pliocene - Pleistocene freshwater flora of Bylot Island, Nunavut, Canadian High Arctic.**

By Claudia Zimmermann, Michel Poulin and Reinhard Pienitz. *Iconographia Diatomologica*, 21. 97 plates (LM & SEM). VI, 407 p. gr8vo. Hardcover. -With French and German summaries.  
EUR 139.00, Approximately US\$ 180.00

Detailed information is available at:

<http://www.koeltz.com/product.aspx?pid=198669>

This book can be ordered from

[koeltz@t-online.de](mailto:koeltz@t-online.de)

# SUMMER FALL 2010

CIRCLE, TURTLE, ASHES

Arthur J. Stewart, an aquatic ecologist and science education project manager for Oak Ridge Associated Universities, notes the release of "*Circle, Turtle, Ashes*", his third book of poems and essays. One of the essays, Taking Measure, deals with stream ecology and earned first place in the 2009 Wilma Dykeman essay competition. A strong theme throughout the book is that of the power and importance of science education. A humorous yet poignant essay titled The Day We Got the Duck Drunk brings the science-education theme front and center.

Excerpts, including a should-read poem titled Lodoga Lake and Nyos, can be found at the publisher's website:

<http://www.celticcatpublishing.com/>



## NEW BOOKS FROM SCHWEIZERBART SCIENCE PUBLISHERS

### *Diatom assemblages from Sphagnum bogs of the World*

I. Nur bog in northern Mongolia  
Ed.: Maxim S. Kulikovskiy; Horst Lange-Bertalot;  
Andrzej Witkowski; Nadwzda I. Dorofeyuk; Sergei I.  
Genkal  
2010. 326 pages  
Bibliotheca Diatomologica, Band 55  
ISBN 978-3-443-57046-0, paperback, 109.00 €  
Page URL:

[www.schweizerbart.de/9783443570460](http://www.schweizerbart.de/9783443570460)

[www.schweizerbart.de/publications/popup/cover/057005500](http://www.schweizerbart.de/publications/popup/cover/057005500)

### *Chrysophytes: from fossil perspectives to molecular characterizations*

Proceedings of the Seventh International Chryso-  
phyte Symposium, Connecticut  
College, Connecticut, USA, June 22 -27, 2008  
Ed.: James L. Wee; Peter A. Siver; AM Lott  
2010. 331 pages  
Beihefte zur Nova Hedwigia, Volume 136  
ISBN 978-3-443-51058-9, paperback,  
139.00 €  
Page URL:

[www.schweizerbart.de/9783443510589](http://www.schweizerbart.de/9783443510589)

[www.schweizerbart.de/publications/popup/cover/051013600](http://www.schweizerbart.de/publications/popup/cover/051013600)

order email: [order@schweizerbart.de](mailto:order@schweizerbart.de)

SUMMER  
FALL 2010

Volume 46


28

Number 2

MICHIGAN STATE UNIVERSITY PRESS

# A COLOR ATLAS OF PHOTOSYNTHETIC EUGLENOIDS

**Ionel Ciugulea  
Richard E. Triemer**



Cloth, 232 pages, 11 x 11  
high-resolution color images  
Glossary, notes, references, index  
978-0-87013-879-9  
**\$89.95**

**Ionel Ciugulea** is a Visiting Research Associate in the Department of Zoology at Michigan State University.

**Richard E. Triemer** is a Professor and Chair of the Department of Plant Biology at Michigan State University.

This brilliantly illustrated atlas provides a simple visual tool to help identify photosynthetic euglenoids. It provides basic background information such as the history of the various genera, notes on where they can be found, what the cells look like, and the internal and external structures that can be used to identify species. A dichotomous key provides a simple means to identify each of the genera, and a full glossary defines all of the scientific terms used in the text.

The main body of the book consists of high resolution color plates of each of the species, organized by genus. The photographs on each plate illustrate the main features used to identify each organism, such as size and body shape, flagellar length, pellicle structure, type of chloroplast, shape, and arrangement of mucocysts.

This text will be useful to phycologists, protozoologists, ecologists studying wetland systems, and managers of reservoirs, lakes, ponds and natural resources.

**EXCLUSIVE DISCOUNT FOR PSA MEMBERS ONLY!  
ORDER TODAY AND RECEIVE YOUR COPY**

**FOR \$53.00**

## ORDER FORM

Name \_\_\_\_\_

Address: \_\_\_\_\_

City: \_\_\_\_\_ State \_\_\_\_\_ Zip: \_\_\_\_\_

Phone: \_\_\_\_\_ Email: \_\_\_\_\_

Credit Card #: \_\_\_\_\_ Exp. Date: \_\_\_\_\_

Signature: \_\_\_\_\_

Qty: \_\_\_\_\_ Tax: \_\_\_\_\_ Shipping: \$7.00 (Domestic shipping only, \$1.25/add'l book) Total: \$ \_\_\_\_\_

(Make Checks payable to Michigan State University Press)

Code: FL051001



**Michigan State University Press**  
1405 South Harrison Road  
Manly Miles Building, Suite 25  
East Lansing, MI 48823  
Phone: 517-355-9543  
Web: www.msupress.msu.edu

Dear PSA member

It's an exciting time to be a phycologist. From biofuels to genomics and environmental research, research and education on algae is at an all-time high. To advance these activities the Phycological Society of America supports many programs for its student members each year through its Endowment Funds, administered by the Board of Trustees. These funds have supported student travel to the Annual Meeting, Grants-in-Aid for research, and financial aid to attend courses in phycology at field stations. All are vital activities that help students do their work learn about algae, and become immersed in the phycological community that PSA fosters. We want to grow this student membership by making membership and participation in PSA activities more accessible and attractive to young members. You can help!

To capitalize on this interest the membership at the Business Meeting this year **voted to double support for student programs** in the coming year 2011. In part we will do this through business as usual, by drawing on income from the Endowment Funds targeted for student programs. Through good management, these funds are healthy in terms of the level of principal. But in today's financial market, the level of income that Endowment Funds earn is down, and to double student support we need your help.

Our goal is to raise a total of \$25,000 in Endowment interest income and donations to double student support. This may not be a large amount compared to other fundraising efforts you have seen in your communities. But the strength of PSA has been in a solid level of steady contributions by a loyal membership, through Annual Meeting auctions, book royalties, and personal donations. We can meet this goal, with your support.

To contribute, visit the **PSA website** and contribute online (**click here**). Or you can write a check to "PSA Endowment" and addressed to the PSA Endowment Fund Manager, Dr. Tim Nelson.

Dr. Tim Nelson  
PSA Endowment Funds Manager  
Department of Biology  
Seattle Pacific University  
3307 3rd Avenue West, Suite 205

On behalf of PSA I thank you for your support, which will energize a part of our membership that is vital to our future.

Sincerely,

Paul Hayes, Ph.D.  
President, Phycological Society of America

**SUPPORT PSA!**

## BUSINESS MEETING MINUTES

### Minutes of the PSA Annual Business Meeting 2010 Kellogg Hotel and Convention Center, East Lansing, MI July 12, 2010

The meeting was called to order at 5:37 pm by President Paul Hayes. Approval of the 2009 PSA Business Meeting minutes was requested. The motion for approval was made by Russ Chapman, seconded by Morgan Vis, and unanimously approved.

1. President's report (Paul Hayes): President Hayes reported several items that arose during the annual Executive Committee (EC) meeting, several days previous. The EC had agreed to propose an International Vice-President (VP) position (from outside North America, serving a 2-year period) to bring international perspective to the PSA and to develop more formalized contacts with phycologists around the world. Establishing this position requires by-law changes that will be put to the membership on the upcoming election ballot. A discussion was held with the membership and it was clarified that international phycologists would still be welcome to serve in other society positions, and that the EC is proposing to offer International VPs a similar reimbursement for meeting costs as is offered to journal associate editors (\$1,000), to help defray the additional costs of international travel to PSA meetings. President Hayes also reported that election ballots have not yet appeared, largely because of the communication problems we have been experiencing with the membership. To address these issues, an accurate email and snail mail list will be generated and used to distribute the ballot in September.

PSA is now required to have Conflict of Interest and Non-Discrimination policies as a result of its changed IRS status: these policies are required for the current year's return. The proposed text of the two policies was presented to membership via Powerpoint. The motion to accept the text of the Conflict of Interest statement was made by Rick McCourt, and seconded by Chuck Amsler. The vote to accept the wording was unanimous. The motion to accept the text of the Non-Discrimination policy was made by Rich Triemer, seconded by Bob Sheath, and was unanimously approved by the membership.

2. Vice-President / President Elect's Report (Susan Brawley): Vice-President / President Elect (V-P/P-E) Brawley is interested in enriching the annual PSA meetings with workshops and symposia that address important and timely issues. She mentioned a number of other possible changes to the PSA including establishing a science public policy committee, writing white papers and having working groups. The idea is to have the PSA membership more engaged at various levels so that our expertise is represented in important decisions at local and national levels. Index cards were provided for suggestions from the membership for workshops they would like to see at future PSA meetings.

3. Program Director's Report (TJ Evens [outgoing PD] and Dale Casamatta [incoming PD]): The 2009 PSA meeting in Honolulu had 151 PSA members in attendance. PD Evens related an accounting issue that is ongoing with ASPB that is affecting the finalization of the finances for that meeting (ASPB is interpreting the MOU so that we still owe ca \$11K). Treasurer Delwiche will liaise with ASPB to reach a resolution. The 2009 meeting will likely leave the PSA with a small deficit, but this should not be problematic for the society. The 2010 Michigan State meeting had approximately 157 registrants and the meeting is expected to turn a slight profit. PD Evens introduced the incoming PD, Dale Casamatta. PD Casamatta gave an overview of the plans for future PSA meetings. He asked for ideas for symposia for the 2011 Seattle meeting (the meeting is likely to be held July 13-16, 2011 with a four-day format, and with field trips prior to the meeting : local organizer Tim Nelson). Index cards were distributed to solicit ideas. Charleston, SC has been identi-

# SUMMER FALL 2010

fied as a potential site for 2012, but he would like feedback from the society on this, as well as ideas for other societies with which we could meet. In 2013 we will be meeting with the International Phycological Congress in Orlando, Florida, and he would like to hear ideas from the membership for sites following 2013.

4. Treasurer's Report (Chuck Delwiche, in absentia)  
The financial status of PSA remains strong. The Journal of Phycology is the primary source of income for the society, generating over \$100K in 2009. The 2009 PSA meeting in Honolulu operated at a loss, but the exact amount of the loss is still pending negotiations. The IRS reporting requirements for PSA have increased substantially, which will increase accounting costs and efforts. The proposed budget was presented for comment and approval. Some relatively minor changes from the previous year were outlined – e.g. the project fund has doubled to \$10K in 2011 to allow PSA to carry out the proposed initiatives of V-P/P-E Brawley, a \$12.5K non-yearly expense line was added that may or may not be required for the treasury to support student fellowships (see BOT Chair's report), increases in President's and Vice-President's funds to attend the Council of Scientific Society Presidents (CSSP) and American Institute of Biological Sciences (AIBS) meetings, and an increase in the accounting budget. The motion to accept the proposed budget was made by Rick McCourt, seconded by Eric Linton, and unanimously approved.

5. Membership Director's Report (Roy Lehman):  
Membership Director Lehman reported that the membership continues to decline, and that this is possibly because people are choosing to engage with more broadly based societies. Nonetheless, we are still trying to increase PSA membership. PSA had 780 members as of July 1, 2010. The membership tends to grow by about 100 members after the meeting, and it is likely that we will not be far behind December 2009 numbers eventually. He related attempts to re-establish communication with all members (communication problems with some life members have been especially concerning). The breakdown of membership was presented by category and by geographical region, and it was noted that we have a high number of international members.

Membership Director Lehman is trying to have the membership go online and correct their profiles on the Wiley-Blackwell (WB) website. He will be asking every member to update their profile using instructions provided on the PSA website and by flyer to be distributed in hard copy. He will also be looking for all snail mail addresses and will try to correct problems of communication, especially with life members and retired members. He also related that he can provide membership numbers to anyone who has lost theirs, but that members need to contact WB for their password.

Membership Director Lehman presented a proposal to increase student membership: PSA would enact a startup membership fee of \$40 (online journal access only), with years two and three free. Students could pay the difference in cost if they would like to receive the print journal (currently we have many students electing for the print option). Through discussion it was clarified that current students paying for memberships would receive two free years, and that there would be no term limit (this proposal would also apply to undergraduate students). The motion to accept was made by Chuck Amsler, seconded by Craig Aumack, and was approved by the membership.

6. Editor's Report (Bob Sheath): Editor Sheath explained that there has been an increase in the number of manuscripts submitted to the Journal of Phycology, but that the number published has been relatively stable. He has been asking the Associate Editors (AEs) and reviewers whether tables, etc. can be put into Supplementary Materials to reduce manuscript length. The average manuscript is now over 11 pages, which he believes is still too long. Submissions to the Journal are very international, with Asia with the largest number of submissions, Europe second

# SUMMER FALL 2010

Volume 46

32

Number 2

and North America third. The Journal has the largest number of papers published per year amongst related journals. Editor Sheath explained that there had been a backlog of manuscripts for publication from 2008, and that there was an increase in the number of papers published that year to accommodate the backlog. The Journal is aiming for a turnaround time to initial decision of 2.0 months, but that number jumped to 2.8 last year, with many reasons for the increase including reviewers declining to review (3-5 review requests very common, up to 12 requests needed), and sometimes having reviewers agree and then abandon the review. The Editorial Board talked about how to alleviate this, and they are planning to change communication with reviewers to try to help solve this problem. The impact factor of the Journal fell in 2009 (to 2.227) with the primary reason being the backlog of papers from 2008 diluting the impact; it may see an improvement in 2010. The Editorial Board is developing ideas to increase the Journal's impact factor, including faster turnaround (the upcoming EarlyView function should speed up the publication process by 15 days to 2 months), bundling papers and reviews, lowering the acceptance rate of standard manuscripts, choosing key papers for open access and advertisement for the journal, having Associate Editors judge papers for quality and impact through a triage process and decreasing time of review. A question was posed as to the percent of papers published by PSA members. Editor Sheath answered that it was probably less than half, although members often join for one year to publish a manuscript in the Journal. It was asked whether the Journal would publish special issues. He replied that they would, but publishing these as a partial issue may be best since it would lessen the publication delay of regular papers.

7. Student Representative's Report (Craig Aumack): Student representative Aumack introduced himself and explained that he would be serving a two-year term. He asked for student volunteers for all committees, and asked for ideas for future meetings from the student membership.

8. Board of Trustees (BOT) Chair Report (Rick McCourt): BOT Chair McCourt explained that the BOT is entrusted with maintaining and developing the endowment and managing associated funds for the Society. He explained that it has not been a good investment period of late, and interest rates have been low, so interest in investments is not substantial. Paradoxically, it is a great time to be involved in algal research, and the BOT would like to support student activities. The BOT recommended, and the EC has approved a one-time fund-raising campaign to double levels of student support (goal: \$25K). Half of this amount will go to the endowment and the other half directly to student support. The campaign will consist of a letter to the membership from the BOT to explain the fundraiser for the Croasdale, Grant-in-Aid and Hoshaw funds. In order to guarantee the total, the treasury has agreed to make up any difference up to \$12,500. The auction proceeds from this year will initiate the campaign. Additionally, PSA will require increased accountability from student awardees in the form of a 300-word abstract (plus a photo and publishing permission) to illustrate what was done with the funds. Other news from the BOT was presented, including their decision to work on a link on the WB website to enable donations to PSA, efforts to broaden participation on the BOT and reaching out to regional societies. The 2011 meeting in Seattle will likely include an NSF town hall meeting with emphasis on student support. Members should contact the EC if they are interested in joining the BOT or if they would like to put forward ideas.

9. Fund Manager's Report (Tim Nelson): Fund Manager Nelson explained the three PSA funds: the treasury reserve, life members fund, and endowments. This year 11 Hoshaw awards, 6 Grants-in-Aid, 6 Croasdales, 1 Provasoli, the Bold & Lewin Awards, meeting symposia, and the Prescott line were all funded by the endowment. The balances in the endowment funds were shown. Low interest



rates are affecting the funds (5.1% in 2007 versus approximately 4% in 2010, which is a 20% drop). The publication line in 2011 will be redirected to maintain similar amounts as previous years if the fundraiser is not successful.

10. Communications Director's Report (Juan Lopez-Bautista): Communications Director Lopez-Bautista explained that the role of the Communications Committee is to maintain the society website and produce the PSA newsletter. He is looking for a new webmaster for the PSA website, and thanked Judith Connor for her dedication to the site in recent years. Two issues of the PSA newsletter per year are produced and distributed electronically, with a higher resolution version newsletter posted on the PSA website if members would like to download it from there. He explained some upcoming changes to the PSA website, including the addition of a counter, and the uploading of digitized content of the archives (in conjunction with Bruce Parker, who maintains the archives). He ended by acknowledging Mike Wynne for his many years of Psychological Trailblazer contributions, as well as his editing of the newsletters.

## SUMMER FALL 2010

### 11. New business

Several outgoing officers were recognized for their dedication and service to the society by President Hayes: Chuck Amsler (President-Elect / President / Vice-President), TJ Evens (Program Director), Juan Lopez-Bautista (Communications Director) and Roy Lehman (Membership Director).

Motion to adjourn was made at 6:56 pm by President Hayes.

**Respectfully submitted by PSA Secretary  
Alison Sherwood**

Deadline for contributions for the next  
PSA Newsletter:

January 15th, 2011

Please contact Juan Lopez-Bautista  
jlopez@ua.edu  
or  
Dale Casamatta  
dcasamat@unf.edu

