

PRODUCT GUIDE

2023



REACH BEYOND



CONTENTS

JPX-923 TOUR.....	4	MIZUNO PRO 223	34
JPX-923 FORGED.....	6	MIZUNO PRO 225	36
JPX-923 HOT METAL	8	MIZUNO PRO FLI-HI.....	38
JPX-923 HOT METAL PRO	10	S23 WEDGES.....	40
JPX-923 HOT METAL HIGH LAUNCH	12	T22 WEDGES.....	42
JPX FLI-HI.....	14	OMOI PUTTERS	44
ST-Z 230 DRIVER	16	M- CRAFT PUTTERS	46
ST-X 230 DRIVER	18	SHAFT OPTIMIZER	48
ST-X 230 PLATINIUM DRIVER	20	SHAFTS	50
ST-Z 230 FAIRWAY WOOD.....	22	GRIPS.....	52
ST-Z 230 HYBRID	24	BALLS	56
ST-G 220 DRIVER.....	26	GLOVES	58
ST-X 220 FAIRWAY WOOD.....	28	BAGS	60
ST-X 220 HYBRID	30	HEADWEAR	66
MIZUNO PRO 221	32	ACCESSORIES.....	71



JPX 923 TOUR

LAYERS OF FEEL

Consistently Mizuno's most-played iron model in professional golf and still one-piece Grain Flow Forged in Hiroshima Japan, the JPX923 Tour adds a copper underlay for an even smoother sensation at impact. The JPX923 Tour also presents a narrower top line and sole in tandem with more rounded trailing edge for cleaner turf interaction. Player enhancements made possible through the introduction of Mizuno's new 'V-Chassis'.



Prior to the new V-Chassis, we needed a slightly thicker topline to pinpoint the vibration patterns that tour players identify with solid feel. Now we have this incredible feel with immaculate head shape and turf interaction.

Chris Voshall, Product Manager



STYLE# 211003
STYLE# 211034



JPX 923 TOUR SPECIFICATION

	#4	#5	#6	#7	#8	#9	PW*	GW*
Loft	24°	27°	30°	34°	38°	42°	46°	51°
Lie	60°	60.5°	61°	61.5°	62°	62.5°	63°	63°
Length	38.5"	38"	37.5"	37"	36.5"	36"	35.5"	35.25"

Dexterity: RH Only. 4-GW

STOCK SHAFT AND GRIP

Dynamic Gold 120 S300  MCC Teams Black/Gray 



FORGED IN HIROSHIMA JAPAN: One-piece Grain Flow Forged HD from 1025E Pure Select mild carbon steel at Mizuno's iconic facility in Hiroshima, Japan – where Mizuno irons have been produced since 1968.

SOFT COPPER UNDERLAY: A microlayer of copper between the base Nickel and outer Chrome for legendary feel. Made famous in the iconic TN87.

NEW V-CHASSIS ENABLES A THINNER TOPLINE: Engineered via Mizuno's 'Harmonic Impact Technology' project to create 'muscleback' type vibrations and feel from a cavity design. Prior models required a slightly thicker topline to maintain feel.

CLEANER TURF INTERACTION: A generously rolled trailing edge enables versatility and immaculate turf interaction.

REFINED SCORING IRONS: Noticeably shorter blade length and more compact from 6 iron to GW for precision where most needed.

WHITE-SATIN BRUSH: Non reflective, Chrome plated finish to reduce bright light glare.

JPX 923 FORGED

SOLID FEEL. REAL SPEED.

A mid-sized, full body Grain Flow Forged iron delivering a perfect balance of ball speed, stability, and feel. Our 3rd generation of Chromoly Forging (4-7 iron) incorporates a milling slot that extends wider to heel and toe. Paired with an even thinner clubface it creates our highest one-piece forged ball speeds from an even greater portion of the clubface. The irons showcase a thinner top line throughout, plus compact scoring irons (8-GW) and bevelled sole for improved turf interaction.



The JPX923 Forged is made from a single billet of 4120 Chromoly – then back milled. Avoiding significant welding and the new V-Chassis helped us to make the JPX923 Forged feel more solid, even though the face is thinner.

David Llewellyn – R&D Director



STYLE# 211004
STYLE# 211035



JPX 923 FORGED SPECIFICATION

	#4	#5	#6	#7	#8	#9	PW*	GW*
Loft	21°	24°	27°	30°	34°	39°	44°	49°
Lie	60°	60.5°	61°	61.5°	62°	62.5°	63°	63°
Length	38.5"	38"	37.5"	37"	36.5"	36"	35.5"	35.25"

Dexterity: RH & LH. 4-GW

STOCK SHAFT AND GRIP

Dynamic Gold 105 R300 and S300



MCC Teams Black/Gray



FORGED IN HIROSHIMA JAPAN: Grain Flow Forged for our unique, soft feel at Mizuno's legendary facility in Hiroshima, Japan – where Mizuno irons have been produced since 1968.

NEW V-CHASSIS FOR THINNER TOPLINE: Engineered via Mizuno's 'Harmonic Impact Technology' project to create a dense, more satisfying feel at impact. Prior models required a slightly thicker topline to maintain feel.

3RD GEN FORGED CHROMOLY WITH WIDER MICROSLLOT (4-7 IRON): Forged from a single billet of 4120 Chromoly and back milled from heel to toe, creates extreme ball speeds from a compact workable profile. Face thickness is now reduced to just 2.2 mm behind impact (vs 2.6mm JPX921 Forged).

1025E PURE SELECT MILD CARBON STEEL 8-GW: For ultimate precision, and control, and feel in the scoring zone.

MORE BEVELLED TRAIL EDGE: Additional bevelling to the trailing edge for immaculate turf interaction.

REFINED SCORING IRONS: Noticeably shorter blade length and more compact from 7 iron to GW - for precision where most needed.

JPX 923 HOT METAL

OUR FASTEST FLYING, FAST STOPPING IRONS.

Introducing Nickel Chromoly – A new material with so much additional ball speed, our engineers switched their focus to feel and stopping power. At 35% stronger than our original Hot Metal material, 4335 Nickel Chromoly enables a high-energy 8% thinner clubface. Combined with Mizuno's vibration controlling V-Chassis and deep CG design, the JPX923 Hot Metal irons are as enjoyable and controllable as they are long.



As we get thinner and thinner on the clubface to enhance ball speed – the next challenge becomes sound and feel. The new V-Chassis reinforces the clubhead in a different way – that gives the extra performance hand in hand with improved feedback

Chris Voshall, Product Manager



HM STYLE# 211005
HM STYLE# 211036

JPX 923 HOT METAL SPECIFICATION

	#4	#5	#6	#7	#8	#9	PW	GW	ADDITIONAL WEDGES	
									SW	LW
Loft	19°	22°	25°	28.5°	33°	37.5°	42.5°	48°	54°	60°
Lie	60°	60.5°	61°	61.5°	62°	62.5°	63°	63°	63°	63°
Length	38.5"	38"	37.5"	37"	36.5"	36"	35.5"	35.25"	35.25"	35.25"

Dexterity: RH & LH

STOCK SHAFT AND GRIP

Dynamic Gold 95 R300
KBS Tour Lite Stiff
Recoil ESX



Tour Velvet
Tour Wrap 2G black
Winn Dri-Tac Ladies



FASTER NICKEL CHROMOLY: New 4335 Nickel Chromoly is 35% stronger than our original Chromoly, for an 8% thinner, high ball speed clubface.

V-CHASSIS FOR MORE SOLID FEEL: Mizuno's new V-Chassis delivers a more solid satisfying vibration pattern, even though the clubface is 8% thinner.

INCREASED STOPPING POWER: Seamless cup face construction delivers the deep center of gravity needed for a high launch and controllable landing angle.

CONSISTENT BALL SPEEDS ACROSS THE FACE: The thinnest part of the sole is extended 18% wider, creating a wider high-energy area.

THREE FITTING OPTIONS – HM PRO, HM AND HM HL: 50,000 real golf swings recorded via Mizuno's Swing DNA system every year highlighted the need for variable launch options.

WHITE-SATIN BRUSH: Non-reflective, Chrome plated finish to reduce bright light glare.

PLAYERS SPEED CAVITY

Introducing Nickel Chromoly – A new material with so much additional ball speed, our engineers switched their focus to feel and stopping power. At 35% stronger than our original Hot Metal material, 4335 Nickel Chromoly enables a high-energy 8% thinner clubface. Combined with Mizuno's vibration controlling V-Chassis and deep CG design, the JPX923 Hot Metal irons are as enjoyable and controllable as they are long. Compact, with minimal offset for confident ball-strikers seeking maximum ball speed.



JPX 923 HOT METAL PRO SPECIFICATION

	#4	#5	#6	#7	#8	#9	PW
Loft	19°	22°	25°	28.5°	33°	37.5°	42.5°
Lie	60°	60.5°	61°	61.5°	62°	62.5°	63°
Length	38.5"	38"	37.5"	37"	36.5"	36"	35.5"

Dexterity: RH & LH

Dynamic Gold 105 R300 and S300



MCC Plus4 Teams
black/gray



FASTER NICKEL CHROMOLY: New 4335 Nickel Chromoly is 35% stronger than our original Chromoly, for an 8% thinner, high ball speed clubface.

V-CHASSIS FOR MORE SOLID FEEL: Mizuno's new V-Chassis delivers a more solid satisfying vibration pattern, even though the clubface is 8% thinner.

INCREASED STOPPING POWER: Seamless cup face construction delivers the deep center of gravity needed for a high launch and controllable landing angle.

CONSISTENT BALL SPEEDS ACROSS THE FACE: The thinnest part of the sole is extended 18% wider, creating a wider high-energy area.

WHITE-SATIN BRUSH: Non-reflective, Chrome plated finish to reduce bright light glare.


HIGH LAUNCH SPEED CAVITY

Introducing Nickel Chromoly – A new material with so much additional ball speed, our engineers switched their focus to feel and stopping power. At 35% stronger than our original Hot Metal material, 4335 Nickel Chromoly enables a high-energy 8% thinner clubface. Combined with Mizuno's vibration controlling V-Chassis and deep CG design, the JPX923 Hot Metal irons are as enjoyable and controllable as they are long. A higher launching option for players with moderate swing speeds or aggressive shaft lean.



There are so many different kinds of players looking for increased ball speed from their irons, we needed more options for them at a fitting level. The custom studios use shaft selection incredibly well to help with launch angle or slower swing speeds, but the JPX923 Hot Metal HL gives them a great new tool to work with.

Chris Voshall, Director of Product



HMP HL STYLE# 211007
HMP HL STYLE# 211008

JPX 923 HOT METAL HIGH LAUNCH SPECIFICATION

	#5	#6	#7	#8	#9	PW	GW	SW
Loft	25°	28°	31°	35°	40°	45°	50°	55°
Lie	60.5°	61°	61.5°	62°	62.5°	63°	63°	63°
Length	38"	37.5"	37"	36.5"	36"	35.5"	35.25"	35.25"

Dexterity: RH Only

STOCK SHAFT AND GRIP

Dynamic Gold 95 R300
Recoil ESX



Tour Wrap 2G Black
Iomic Sticky 2.3
Winn Dri-Tac Ladies



FASTER NICKEL CHROMOLY: New 4335 Nickel Chromoly is 35% stronger than our original Chromoly, for an 8% thinner, high ball speed clubface.

V-CHASSIS FOR MORE SOLID FEEL: Mizuno's new V-Chassis delivers a more solid satisfying vibration pattern, even though the clubface is 8% thinner.

INCREASED STOPPING POWER: Seamless cup face construction delivers the deep center of gravity needed for a high launch and controllable landing angle.

CONSISTENT BALL SPEEDS ACROSS THE FACE: The thinnest part of the sole is extended 18% wider, creating a wider high-energy area.

WHITE-SATIN BRUSH: Non-reflective, Chrome plated finish to reduce bright light glare.

JPX

THE PRECISION HYBRID

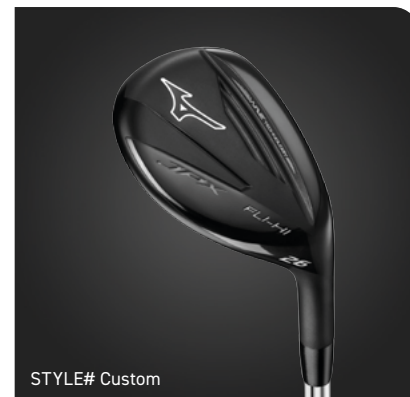
FLI-HI

Build your most forgiving, high flying iron set of all time – with the latest JPX Fli-Hi. Using the JPX Fli-Hi you can replace your strongest lofted irons for more practical distance gaps at the longer end of the set. Weight is located internally on the back side to encourage a draw bias in addition to higher launch. The JPX Fli-Hi can be included within a custom iron set, with the same shafts.



We see a lot of players with moderate swing speeds who hit many of their longer irons the same distance – they just don't have the clubhead speed or consistency of strike to launch the stronger lofted clubs. The JPX Fli-Hi is designed to give those players more practical distance gaps and consistency of flight.

Chris Voshall, Director of Product



STYLE# Custom



JPX FLI-HI HIGH SPECIFICATION

Loft	20°	23°	26°	29°
Lie	59.25°	60°	60.75°	61.5°
Length	39.75"	39"	38.25"	37.5"

Dexterity: RH Only



FAIRWAY WOOD TO HYBRID PROFILE: Ensures that the stronger lofted hybrids are useful tools, not just along for the ride.

HIGH DRAW BIAS: New internal weighting specifically adds spin to the lower stronger lofts.

17-4 STAINLESS STEEL FACE AND 431 SS BODY: Allows for a high energy club face as well as a soft bendable softer hosel for custom adjustments.

CONSISTENT BALLS SPEEDS: A re-engineered Wave Sole expands the CORAREA, especially lower on the face.

PRACTICAL DISTANCE GAPS: Combination of better loft gaps, shaft length, and head design means that every loft delivers a different outcome.



STRAIGHT, STABLE AND LOW SPINNING

ST-Z 230 DRIVER

A straight bias driver with excellent stability from off centre hits. Similar in look and character to the previous ST-Z. Boosted by the CORTECH Chamber to be faster from the face, spin less and deliver an incredible, solid sensation at impact.



Tour tests for the ST-Z 230 have all been very consistent – firstly, an appreciation that the look is familiar at address. Then satisfaction at how much better it feels off the face. Ball speeds are up on average 1-3mph with spin rates dropping around 200 rpm.

Chris Voshall, Product Manager



ST-Z 230 DRIVER SPECIFICATION

	ST-Z 230 9.5	ST-Z 230 10.5
Loft Range	7.5-11.5°	8.5-12.5°
Lie	57.5-60.5°	57.5-60.5°
Length	45"	45"

Dexterity: Right hand – 9.5 and 10.5 degrees. Left hand – 9.5 degrees only.



STYLE# 211023

STOCK SHAFT AND GRIP

See custom page for shaft options (p46)



CORTECH CHAMBER - THE MISSING PIECE: Mizuno's CORTECH Chamber encases a dense stainless steel weight with elastomeric TPU – taking stress from the clubface and creating an additional energy source. At the same time locating weight closer to the clubface to reduce spin rates. While contributing to a more solid, powerful sensation at impact.

FORGED SAT 2041 BETA TI FACE: More resilient than commonly used 6-4 Ti, with more complex multi-thickness design – made possible by Mizuno's CORTECH Chamber.

UNIFIED SOLE COMPOSITE: Carbon sole plate now a single piece to allow weight to be pushed to the extremes for overall stability.

STRAIGHT FLIGHT BIAS: Mass spread evenly to encourage a highly stable, straight ball flight.

MODERN PLAYERS PROFILE: Pushed lower to the ground for low / mid spin performance and aligns square to open.

QUICK SWITCH HOSEL: 4 degrees of adjustability.



MORE WORKABLE, MILD DRAW-BIASED

ST-X 230 DRIVER

A more rounded, deeper profile with weight located closer to the hosel – means slightly higher spinning and draw biased for the majority, but more workable for many elite players (especially in lower lofts). Natural drawers of the ball may find more ball speed from the ST-X. Boosted by the CORTECH Chamber to be faster from the face, spin less and deliver an incredible, solid sensation at impact.



The new ST-X 230 is a complex character. Although in the higher loft option it's a higher flying draw-biased option, the 9.5 for many of our tour players was more workable and faster from the face. You really need to hit both models before making any judgements on which is likely to work best for you.

Chris Voshall, Product Manager



STYLE# 211024



ST-X 230 DRIVER SPECIFICATION

	ST-X 230 9.5	ST-X 230 10.5	ST-X 230 12.0
Loft Range	7.5-11.5°	8.5-12.5°	10-14°
Lie	59-62°	59-62°	59-62°
Length	45"	45"	45"
Dexterity: Right hand – 9.5, 10.5 and 12 degrees. Left hand – 10.5 degrees only.			

STOCK SHAFT AND GRIP

See custom page for shaft options (p46)



CORTECH CHAMBER - THE MISSING PIECE: Mizuno's CORTECH Chamber encases a dense stainless steel weight with elastomeric TPU – taking stress from the clubface and creating an additional energy source. At the same time locating weight closer to the clubface to reduce spin rates. While contributing to a more solid, powerful sensation at impact.

FORGED SAT 2041 BETA TI FACE: More resilient than commonly used 6-4 Ti, with more complex multi-thickness design – made possible by Mizuno's CORTECH Chamber.

UNIFIED SOLE COMPOSITE: Carbon sole plate now a single piece to allow weight to be pushed to the extremes for overall stability.

WORKABLE / DRAW BIAS: Weight located closer to the shaft axis can both encourage a more workable or draw biased outcome, dependent on the player.

DEEPER PROFILE: A more rounded look that sits a little taller. Aligns square in the neutral setting.

QUICK SWITCH HOSEL: 4 degrees of adjustability.



ULTRA LIGHTWEIGHT FOR SLOWER SWING SPEEDS

ST-X 230 PLTNM DRIVER

A high launching, super lightweight draw-biased driver, ideal for slower and moderate swing speeds. The ST-X PLTNM is 30g lighter overall than any possible custom option of the ST-X 230. With a high spec Helium Platinum Shaft and lightweight grip. Boosted by the CORTECH Chamber to be faster from the face and deliver an incredible, solid sensation at impact.



STYLE# 211025



ST-X PLTNM DRIVER SPECIFICATION

	ST-X PLTNM 230 10.5	ST-X PLTNM 230 12.0
Loft Range	8.5-12.5°	10-14°
Lie	59-62°	59-62°
Length	45.75"	45.75"
Dexterity: Right Hand - 10.5 and 12 degrees.		

STOCK SHAFT AND GRIP

HeLIUM PLTNM 40



Lamkin ST Hybrid 360 60R



CORTECH CHAMBER - THE MISSING PIECE: Mizuno's CORTECH Chamber encases a dense stainless steel weight with elastomeric TPU – taking stress from the clubface and creating an additional energy source. At the same time locating weight closer to the clubface to reduce spin rates. While contributing to a more solid, powerful sensation at impact.

FORGED SAT 2041 BETA TI FACE: More resilient than commonly used 6-4 Ti, with more complex multi-thickness design – made possible by Mizuno's CORTECH Chamber.

UNIFIED SOLE COMPOSITE: Carbon sole plate now a single piece to allow weight to be pushed to the extremes for overall stability.

30 GRAM LIGHTER CLUBWEIGHT FOR SLOWER SWINGSPEEDS: With premium Helium Platinum shaft, ¾ longer than standard and lightweight J112 grip.

DRAW BIAS: Weight located closer to the shaft axis encourages a high, draw biased flight.

QUICK SWITCH HOSEL: 4 degrees of adjustability.



STRAIGHT, STABLE AND HIGH LAUNCHING


ST-Z 230 FAIRWAY WOOD

A mid-low spinning, high launching, adjustable fairway wood – developed hand in hand with our tour advisors, yet mid-sized and playable for all levels. Utilizing a high energy MAS1C steel face boosted by Mizuno's CORTECH Chamber for exceptional ball speeds and powerful, solid sensation at impact.



The elevated ball speed of the CORTECH Chamber is a great addition to the ST-Z fairway woods, but the stability might be the real stand-out. They feel like they are on tracks through impact.

Chris Voshall, Product Manager



STYLE# 211026



ST-Z 230 FAIRWAY SPECIFICATION

	ST-Z 230 3W	ST-Z 230 5W
Loft Range	13-17°	16-20°
Lie	56-59°	56.5-59.5°
Length	43"	42.5"

Dexterity: Right hand – 3W and 5W. Left hand – 3W.

STOCK SHAFT AND GRIP

See custom page for shaft options (p46)



CORTECH CHAMBER - THE MISSING PIECE: Mizuno's CORTECH Chamber encases a dense stainless steel weight with elastomeric TPU – taking stress from the clubface and creating an additional energy source. At the same time locating weight closer to the clubface to reduce spin rates. While contributing to a more solid, powerful sensation at impact.

CARBON COMPOSITE CROWN: For low center of gravity and stability from off centre strikes.

EXPANDED FRONT TO BACK WEIGHTING: Additional 8 gram backweight balances with heavier front section for consistent launch characteristics.

HIGH ENERGY MAS1C STEEL FACE: Reworked with a new multi-thickness design – made possible through the face support of Mizuno's CORTECH Chamber.

QUICK SWITCH HOSEL: 4 degrees of adjustability.



STRAIGHT, STABLE AND HIGH LAUNCHING

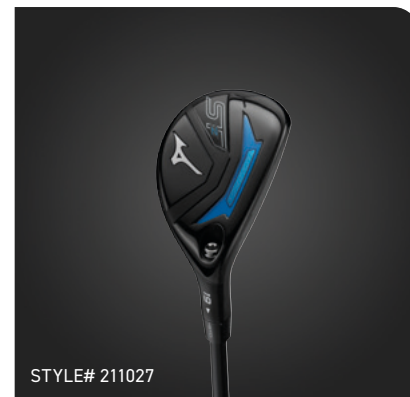
ST-Z 230 HYBRID

A mid-low spinning, high launching, adjustable hybrid – developed hand in hand with our tour advisors, yet playable for all levels. Utilizing a high energy MASIC steel face boosted by Mizuno's CORTECH Chamber for exceptional ball speeds and powerful, solid sensation at impact. A slightly larger, more playable footprint than its predecessor the CLK.



The CORTECH Chamber is very effective on the fairway woods and hybrids as it does such a good job of lowering the sweet spot – maintaining ball speeds when you have to pinch one from a tight fairway.

Chris Voshall, Product Manager



ST-Z 230 HYBRID SPECIFICATION

	2HB	3HB	4HB	5HB
Loft Range	14-18°	17-21°	20-24°	23-27°
Lie	55.5-58.5°	56-59°	56.5-59.5°	57-60°
Length	41"	40.5"	40"	39.5"

Dexterity: 2H, 3H, 4H and 5H. Left hand – 3H and 4H.

STOCK SHAFT AND GRIP

LIN-Q Blue 75  Lamkin ST Hybrid 360 60R 



CORTECH CHAMBER - THE MISSING PIECE: Mizuno's CORTECH Chamber encases a dense stainless steel weight with elastomeric TPU – taking stress from the clubface and creating an additional energy source. At the same time locating weight closer to the clubface to reduce spin rates. While contributing to a more solid, powerful sensation at impact.

WAFFLE CROWN AND THICK SOLE WEIGHT: Engineered to create a low sweet spot and deep centre of gravity, for high stable launch and efficient spin rates.

HIGH ENERGY MASIC STEEL FACE: Reworked with a new multi-thickness design – made possible through the face support of Mizuno's CORTECH Chamber.

QUICK SWITCH HOSEL: 4 degrees of adjustability.



GRAVITY-ADJUSTABLE DESIGN

ST-G 220 DRIVER

A player's deeper profile with the ball speed of Mizuno's Forged BETA Ti SAT2041 clubface - and unmatched levels of adjustability for precise fitting. The ST-G now has shorter lateral weight tracks - allowing a new center/back weight port. The combination of three tracks and two moveable weights enable the ST-G to morph from ultra-low spinning bomber to a highly playable mid-spinning option - with fade or draw bias in both.



The ST-G has so much more effective movement of weight along both the X and the Z axis. We can set it to be very low spin, a more playable mid spin, heavily fade or draw biased and just about anything in between.

Chris Voshall, Product Manager.



ST-G 220 DRIVER SPECIFICATION

Loft Range	7.0' - 11.0'
Lie	56.5-59.5°
Length	45"
Dexterity: RH only	

STOCK SHAFT AND GRIP

See customs page



MODERN PLAYER'S PROFILE: Deeper faced, shorter back to front, but using the full capacity 460cc head size.

NEW MULTI-THICKNESS CORTECH FACE: Refined to maximize the return from Mizuno's Beta Ti face. Ball speeds most noticeably improved low on the clubface.

NEW DUAL WEIGHT CENTER SLOT: Allows 2 central back weights for deeper CG capability - higher stability, launch and spin.

GREATER DRAW / FADE BIAS: Increased separation between lateral weight tracks.

CONSISTENTLY SOLID FEEDBACK: A tighter range of feel and sound across the weight settings.

QUICK SWITCH ADJUSTABILITY: 4 degrees of loft adjustability to fine-tune look and trajectory.

ST-X

DRAW BIAS - HIGH LAUNCH

ST-X 220 FAIRWAY WOOD

A confidence inspiring sequence of fairway woods – engineered to produce a higher, draw biased flight. The ST-X fairway woods are suited for moderate swing speeds who need elevated launch to reach their optimal distance and controlled landing angles. The generously sized 3 wood boasts a full Ti construction with high ball speed SAT2041 Beta face – shared with Mizuno's drivers.



There are a lot of forgiving looking fairways woods that don't launch high enough for the average amateur. Size and footprint is only one part of the equation – most of us need a little more spin and elevation to carry the ball to our full capability. The ST-X is designed to solve that issue.

Chris Voshall, Product Manager



ST-X 220 FW WOOD SPECIFICATION

	ST-X 220 3W	ST-X 220 5W	ST-X 220 7W
Loft	15°	18°	21°
Lie	59.5°	60°	60.5°
Length	43.25"	42.75"	42.25"

Dexterity: RH only

STOCK SHAFT AND GRIP

See Custom Page for Shaft Options

Lamkin ST Hybrid 360 60R



HIGH DRAW FLIGHT BIAS: Mizuno's X-Axis design – with deep internal weighting, encourages a high draw biased flight.

FULLY TITANIUM 3 WOOD FOR DRIVER TYPE BALL SPEEDS: SAT2041 Beta Ti with multi thickness CORTECH face shared with Mizuno's drivers. Combined with Ti811 body achieve the most stable, highest ever ball speeds from a Mizuno fairway wood.

MARAGING STEEL FACE 5 AND 7 WOOD: Significantly more compact (than the 3 wood), for use from the fairways, construction reverts to a high ball speed Maraging MAS1C steel face.

ENGINEERED FOR 'SOLID' FEEL: Mizuno's Harmonic Impact Research identifies and isolates vibration patterns that elite players associate with a preferred 'solid' feel. Knowledge of exact, preferred vibrations allows Mizuno to build sound into the design.

OPTIMIZED WAVE SOLE: Fairway specific design helps create higher ball speeds from low on the face – suited to strikes directly from the turf.

ST-X

WHERE STABILITY MEETS SPEED

ST-X 220 HYBRID

A confidence inspiring hybrid – engineered to produce a higher, draw biased flight. The ST-X hybrids are suited for moderate swing speed players who need elevated launch to reach both their optimal distance and controlled landing angles.



The ST-X is a great hybrid option for players with moderate ball speeds. With the new thinner face and internal weighting it's a nice alternative that will suit a lot of amateur golfers.

Chris Voshall, Product Manager



ST-X HYBRID SPECIFICATION

	ST-X 220 4U	ST-X 220 5U	ST-X 220 6U
Loft	20°	23°	26°
Lie	59°	59.5°	60°
Length	40.25"	39.75"	39.25"

Dexterity: RH only

STOCK SHAFT AND GRIP

Ascent UL Hybrid 50,
HeLIUM NanoCore Hybrid 50



Lamkin ST Hybrid 360



HIGH DRAW FLIGHT BIAS: Mizuno's X-Axis design – ultra light waffle crown, with deep internal weighting, encourages a high draw biased flight.

HIGH BALL SPEED MASIC FACE: At 1.8mm Mizuno's thinnest hybrid face to date – with the highest recorded ball speeds from centre strikes (compare to previous ST-X and CLK).

OPTIMIZED WAVE SOLE: Hybrid specific design helps create higher ball speeds from low on the face – suited to strikes directly from the turf.

ENGINEERED FOR 'SOLID' FEEL: Mizuno's Harmonic Impact Research identifies and isolates vibration patterns that elite players associate with a preferred 'solid' feel. Knowledge of exact, preferred vibrations allows Mizuno to build sound into the design.

Mizuno Pro

THE ULTIMATE MUSCLEBACK

221

Inspired by the iconic blades of Mizuno past – evolved to be more playable through incremental refinements in shape and weight placement. Bevelled for the appearance of a shorter face profile and narrower top line – without loss of mass in the upper blade. With dramatically more compact scoring irons than its predecessors. Grain Flow Forged in Hiroshima, Japan, with a soft copper underlay for a uniquely satisfying Mizuno sensation at impact.



We're obviously working in small increments on a Mizuno muscleback – we have to dig quite deep to get any negative feedback. The copper underlay and Grain Flow forging was such a great foundation on the MP-20. Players with a good eye will enjoy the subtle shape changes through the set – especially the 8, 9, PW.

David Llewellyn, Director of R&D



STYLE# 210960



MIZUNO PRO 221 SPECIFICATION

	#3	#4	#5	#6	#7	#8	#9	#PW
Loft	21°	24°	27°	30°	34°	38°	42°	46°
Lie	59.5°	60°	60.5°	61°	61.5°	62°	62.5°	63°
Length	39"	38.5"	38"	37.5"	37"	36.5"	36"	35.5"

Dexterity: RH only

STOCK SHAFT AND GRIP

Dynamic Gold S300  Z Grip Cord 



FORGED IN HIROSHIMA JAPAN: One-piece Grain Flow Forged HD from 1025E Pure Select mild carbon steel at Mizuno's iconic facility in Hiroshima, Japan – where Mizuno irons have been produced since 1968.

SOFT COPPER UNDERLAY: A microlayer of copper beneath Nickel Chrome – for the purest, softest feel made famous in the legendary TN87. Reintroduced in 2019.

THICKER BEHIND IMPACT: Mass relocated from the heel area to muscle pad produces a slightly muted sound preferred in our 'blind' tour tests.

SHORTER & MORE COMPACT APPEARANCE: Shrewdly bevelled to deliver the appearance of a thinner top edge and shorter head length – without loss of playability.

CONTROLLED SHOT SHAPING: Mizuno's shortest CG / shaft axis is consistent from 3-PW, allowing controlled fades and draw feels right through the set.

NOTICEABLY SMALLER SHORT IRONS: Following feedback from the tour, 8-PW are dramatically reduced in size – with a heavily taped upper blade to control trajectory.

Mizuno Pro

ELITE PLAYERS CAVITY

223

Everything tour players need to compete on extended, more demanding layouts - but never thought to ask for. The Mizuno Pro 223 conceals a ball speed-enhancing construction within the frame of a compact player's cavity. A completely new technology platform from 4-7 iron combining Mizuno's tested Chromoly Forging and Flow Micro-Slot Grain Flow Forged in Hiroshima Japan with a soft copper underlay and uniquely satisfying Mizuno sensation at impact.



The good way to look at the new Mizuno Pro 223 is that we shrunk the HMB technology platform to the profile of one of our small player's cavities - comparable to the MP-62, MP-64 or MP-18SC

David Llewellyn, Director of R&D



MIZUNO PRO 223 SPECIFICATION

	#4	#5	#6	#7	#8	#9	#PW	#GW
Loft	22°	25°	28°	32°	36°	41°	46°	51°
Lie	60°	60.5°	61°	61.5°	62°	62.5°	63°	63°
Length	38.5"	38"	37.5"	37"	36.5"	36"	35.5"	35.25"

Dexterity: RH and LH

STOCK SHAFT AND GRIP

Nippon Modus 115 Stiff, Modus 105 Regular



MCC Teams Blk/Grey



FORGED IN HIROSHIMA JAPAN: One-piece Grain Flow Forged HD at Mizuno's iconic facility in Hiroshima, Japan - where Mizuno irons have been produced since 1968.

SOFT COPPER UNDERLAY: A microlayer of copper beneath Nickel Chrome - for the purest, softest feel made famous in the legendary TN87. Reintroduced in 2018.

FORGED CHROMOLY WITH FLOW MICROSLOT (4-7 IRON): A completely new technology for extreme ball speeds from a small tour-ready profile - delivers a face thickness of just 2.4mm (vs 2.6mm JPX921 Forged).

1025E PURE SELECT MILD CARBON STEEL 8-PW: For ultimate precision and control where it's most needed - the same construction as the Mizuno Pro 221.

BUILT FOR DISTANCE. SIZED FOR TOUR: The Mizuno Pro 223 was sized to get into the hands of tour players - where looks are the first barrier. The Mizuno Pro 223 is smaller than its predecessor, the MP-20 MMC - most noticeably in the scoring irons.

PRECISELY BEVELLED BACK EDGE: To accommodate the micro slot but still provide an authentic tour accepted sole - the back edge is heavily bevelled.

Mizuno Pro

HOT METAL BLADE DESIGN

225

The 2ND GEN of Mizuno's staggering Hot Metal Blade – and the most playable of the Mizuno Pro series. More compact than the original with a revised CORTECH multi-thickness face for even quicker ball speeds. Equally effective as a long / mid-iron alternative for elite players or a complete set for low to mid handicaps. Grain Flow Forged in Hiroshima, Japan, with a soft copper underlayer for a uniquely satisfying Mizuno sensation at impact.



The original Hot Metal Blade was an extension of our hybrid iron technology into a full bladed look set. The new Mizuno Pro 225 pushes the profile and size deeper in the realms of the tour – but commits more fully to the pursuit of ball speed.

David Llewellyn, Director of R&D



STYLE# 210962



MIZUNO PRO 225 SPECIFICATION

	#2	#3	#4	#5	#6	#7	#8	#9	PW	GW
Loft	16.5°	19°	21.5°	24°	27°	30°	34°	39°	44°	49°
Lie	59°	59.5°	60°	60.5°	61°	61.5°	62°	62.5°	63°	63°
Length	39.5"	39"	38.5"	38"	37.5"	37"	36.5"	36"	35.5"	35.25"

Dexterity: RH only

STOCK SHAFT AND GRIP

Dynamic Gold 120 S300
Dynamic Gold 105 R300



Lamkin ST Hybrid



FORGED IN HIROSHIMA JAPAN: Grain Flow face and neck from Mizuno's iconic facility in Hiroshima, Japan – where Mizuno irons have been produced since 1968.

SOFT COPPER UNDERLAY: A microlayer of copper beneath Nickel Chrome – for the purest, softest feel made famous in the legendary TN87. Reintroduced in 2018.

HOT METAL BLADE DESIGN: Grain Flow Forged 4135 Chromoly Face & Neck (2-8 iron) - consistently 0.2mm thinner across the face. Combined with COR Forged Hollow Body 28.5g Tungsten weight (2-7 iron) to produce a higher, more stable flight and enhanced ball speeds.

1025E PURE SELECT MILD CARBON STEEL 9-PW: With stabilising 431 steel back weight for precision and more penetrating flight in the scoring irons.

A BLADE FROM EVERY ANGLE: The Mizuno Pro 225 packs its high launching performance within a genuine blade looking profile – at address as well as the bag. Even more compact through the set than the original HMB. Especially noticeable in the mid & short irons.

Mizuno Pro

THE AUTHENTIC DRIVING IRON

FLI-HI

A long iron replacement with a priority on ball speed – the Mizuno Pro Fli-Hi is designed to be played with a hybrid shaft. Relieved of the constraints needed to flow through a complete set, the Mizuno Pro Fli-Hi has a longer head length, a little extra offset and a wider sole than the Mizuno Pro 225 long irons. With Mizuno's first ever Maraging MAS1C face in an iron – for vastly increased ball speeds.



Over the last couple of seasons we've noticed that there are 2 types of tour player – those who predominantly use their long iron hybrids into greens and others who use them to hit more fairways. With both the Mizuno Pro 225 and Fli-Hi, as we've got options for both – or changing demands they might encounter at different types of courses.

Jeff Cook – PGA Tour Manager, Mizuno.



STYLE# 210962



MIZUNO PRO FLI-HI SPECIFICATION

	Fli-Hi 2	Fli-Hi 3	Fli-Hi 4
Loft	16.5°	19°	21.5°
Lie	59°	59.5°	60°
Length	39.75" Graphite	39.25" Graphite	38.75" Graphite
Dexterity: RH only			

STOCK SHAFT AND GRIP

HZRDU5 Smoke Black RDX HY 6.0



MCC Teams Blk/Grey



1ST MAS1C STEEL FACE IN AN IRON: For the first time ever, we used the high ball speed face material generally reserved for our fairway woods in a Mizuno iron.

COMPLEX CONSTRUCTION FOR A HIGH, STABLE FLIGHT: Combining a bendable 431SS body, MAS1C face and 21g Tungsten weight – dedicated to producing a consistent, reliable flight.

H.I.T FOR SOUND: With such a complex construction, Mizuno's modelling of vibration (Harmonic Impact Technology) was vital in designing a satisfying sound from the conception.

BLACKOUT / LIGHTS OUT: Turn the lights out on the competition with a fully blacked out ION plating.

S23

ENGINEERED FOR SPIN

Comprehensively engineered for extreme backspin - the S23 combines the precision and playing profile of a player's bladed wedge with the aggressive performance of a toe-weighted design. A shorter hosel and heel-orientated cavity allow greater mass pushed towards the toe and a centered sweet spot (located heel-side in conventional wedges). The centered sweet spot contributes to longer impact time, less head deflection and higher spin from both full and partial shots. Delivered with the unmistakable feel of a Mizuno one-piece Grain Flow Forging.



SATIN # 211009
COPPER # 211010



S-GRIND

Minimal sole grind for fuller shots and lower lofts

D-GRIND

Moderate heel and toe relief. Allows gentle manipulation of the clubface

C-GRIND

Heavy heel and toe relief. For skilled players and firmer conditions

X-GRIND

Extreme relief from the heel, toe and trailing edge. For short game artists



The S23 is one of those surprise products that wasn't meant for the tour - but breaks its own way through. Take away the absolute world-class short game players, and we're left with many pros who get better spin control from the centralized sweet spot.

Jeff Cook - PGA Tour Manager, Mizuno.

S23 S-GRIND

Loft	44°	45°	46°	47°	48°	49°	50°	51°	52°	53°	54°	55°	56°	57°	58°
Bounce	6	7	8	9	10	7	8	9	10	11	10	11	12	13	14
Lie	63°	63°	63°	63°	63°	63°	63°	63°	63°	63°	63°	63°	63°	63°	63°
Length	35.5"	35.5"	35.5"	35.5"	35.5"	35.25"	35.25"	35.25"	35.25"	35.25"	35.25"	35.25"	35.25"	35.25"	35.25"

S23 D-GRIND

Loft	54°	55°	56°	57°	58°
Bounce	8	9	10	11	12
Lie	63°	63°	63°	63°	63°
Length	35.25"	35.25"	35.25"	35.25"	35.25"

S23 C-GRIND

Loft	56°	57°	58°	59°	60°
Bounce	6	7	8	9	10
Lie	63°	63°	63°	63°	63°
Length	35.25"	35.25"	35.25"	35.25"	35.25"

S23 X-GRIND

Loft	58°	59°	60°	61°	62°
Bounce	4	5	6	7	8
Lie	63°	63°	63°	63°	63°
Length	35.25"	35.25"	35.25"	35.25"	35.25"

STOCK SHAFT AND GRIP

KBS Hi-Rev 2.0 
Lamkin ST Hybrid 360 
RH (all finishes) LH (Copper Cobalt only)

FORGED IN HIROSHIMA JAPAN: One-piece Grain Flow Forged HD at Mizuno's iconic facility in Hiroshima Japan - where Mizuno irons have been produced since 1968.

SPIN CENTRAL: Weight pushed to the toe delivers a more centered sweet spot, more consistent strike and reliable high-spin numbers.

TOUR-READY DESIGN: The S23's partial heel-cavity and short hosel, centralizes the sweet spot, whilst maintaining a players preferred versatile look at address.

LOFT SPECIFIC PROFILE: Stronger lofts feature a tear-drop straight edge. Flowing gently into a more rounded lob wedge - with grinds to suit.

WET WEATHER PERFORMANCE: Mizuno's HydroFlow Micro Grooves are laser etched to release moisture and reduce spin drop off.

PRECISE GROOVES THAT LAST LONGER: Quad Cut Milled and loft specific - cut into Boron infused 1025 mild carbon steel for a longer effective lifespan.

WHITE SATIN BRUSH CHROME OR COPPER COBALT: Two durable finishes to purely suit your visual preference.

T22

ONE-PIECE GRAIN FLOW FORGED WITH COPPER

More than fifty years of refining our Grain Flow Forging process in Hiroshima, Japan – ensure that Mizuno wedges are unrivalled for touch and feel around the green. Played by one of the greatest short-game players of any generation - Luke Donald. Now with an additional soft feel copper underlay and the option of 3 unique finishes.



RAW # 210968
S CHROME # 210966
DENIM COPPER # 210967
T22 BLUE ION # 211018

A 2nd season finish for the T22 wedges – the return of our iconic Blue IP plating. Softer than standard chrome, with copper underlay beneath. A staggering feel and appearance.



S-GRIND

Minimal sole grind for fuller shots and lower lofts

D-GRIND

Moderate heel and toe relief. Allows gentle manipulation of the clubface

C-GRIND

Heavy heel and toe relief. For skilled players and firmer conditions

X-GRIND

Extreme relief from the heel, toe and trailing edge. For short game artists

“If I was only allowed to take three Grain Flow Forged clubs out on the course – they would all be wedges. With irons, the extra feel of a forging makes the game more enjoyable. But with wedges, it’s essential.”

Chris Voshall, Product Manager.

T22 S-GRIND

Loft	45°	46°	47°	48°	49°	50°	51°	52°	53°	54°	55°	56°	57°	58°
Bounce	5	6	7	8	6	7	8	9	10	12	13	14	15	16
Lie	63°	63°	63°	63°	63°	63°	63°	63°	63°	63°	63°	63°	63°	63°
Length	35.5"	35.5"	35.5"	35.5"	35.25"	35.25"	35.25"	35.25"	35.25"	35.25"	35.25"	35.25"	35.25"	35.25"

T22 D-GRIND

Loft	54°	55°	56°	57°	58°
Bounce	8	9	10	11	12
Lie	63°	63°	63°	63°	63°
Length	35.25"	35.25"	35.25"	35.25"	35.25"

T22 C-GRIND

Loft	56°	57°	58°	59°	60°
Bounce	6	7	8	9	10
Lie	63°	63°	63°	63°	63°
Length	35.25"	35.25"	35.25"	35.25"	35.25"

T22 X-GRIND

Loft	58°	59°	60°	61°	62°
Bounce	4	5	6	7	8
Lie	63°	63°	63°	63°	63°
Length	35.25"	35.25"	35.25"	35.25"	35.25"

STOCK SHAFT AND GRIP

Dynamic Gold Tour Issue wedge 

Z-Grip Full Cord 60R 

RH (all finishes) LH (chrome only)

FORGED IN HIROSHIMA JAPAN: One-piece Grain Flow Forged HD Boron at Mizuno’s iconic facility in Hiroshima, Japan – where Mizuno irons have been produced since 1968.

SOFT COPPER UNDERLAY: A microlayer of copper beneath Nickel Chrome – for an extra millisecond of control at impact.

MODIFIED TEARDROP: A slightly more compact profile with an extensively bevelled top edge – creating the appearance of a thinner edge.

SPIN WEIGHTED BLADE DESIGN: By flaring or tapering the upper portion of the blade, the T22 creates a higher consistent spin and a more penetrating trajectory.

WET WEATHER PERFORMANCE: Mizuno’s HydroFlow Micro Grooves are laser etched to release moisture and reduce spin drop off.

PRECISE GROOVES THAT LAST LONGER: Quad Cut Milled and loft specific – cut into Boron infused steel for a longer effective lifespan.

SATIN CHROME, DENIM COPPER OR RAW – Raw steel comes without soft copper underlay – but will rust over time for a look requested by many of our tour players.



MILLED AND FORGED PRECISION WITH INCREASED STABILITY

OMOI




Forged from premium 1025 carbon steel and CNC milled, using all the successful fundamentals of the original M-Craft range, the M-Craft OMOI putters feature a heavier head weight to increase MOI for improved stability. The OMOI works on a 'complete club' design philosophy – balancing the lightweight grip and shaft with a tour-preferred heavier head weight to significantly shift the CG and help control face rotation through the putting stroke.

The second generation M-Craft putters offer increased stability while reducing the overall club weight for improved feel and feedback across the entire putter face. Available in three finishes, including the striking blacked-out look, with additional weight kit to enable fine tuning to a variety of putting conditions.



"Our testing showed that locating more of the overall club weight in the head provided more consistent face rotation through impact. We've added up to 28g depending on the model, without increasing size or losing the precise feel of the original M.CRAFT. Plus unlike most MOI orientated putters – the new OMOI also give incredible feedback off the face." **David Llewellyn / Director Of R&D**

OMOI PUTTERS

	OMOI 01 Slant Neck Blade (60-degrees of toe hang)	STYLE# 210985
	OMOI 02 Plumber's Neck Blade (40-degree of toe hang)	STYLE# 210986
	OMOI 03 Full Mallet (Face Balanced)	STYLE# 210987

Dexterity: OMOI 02 available in LH



ABSOLUTE PRECISION: Forged and CNC Milled from 1025 mild carbon steel for incredible precision and feel. Deep face milling creates a softer feel and pure roll.

HEAVIER HEAD WEIGHT WITH DUAL WEIGHT PORTS: At a weighty 370 grams (#1, #2) and 383 grams (#3), OMOI putters offer increased MOI for added stability. An additional weight kit allows for greater fine-tuning of swing-weight, head-weight and COG. Weight kit includes two 3-gram weights, two 13-gram weights and tool (weights are interchangeable with the 8-gram fitted weights).

AVAILABLE IN THREE FINISHES: Pick your favourite head style, then choose from one of three stunning finishes. New Double Nickel, bold Blue ION or intense Black ION.

PREMIUM COMPONENTS: Each putter comes with a KBS Tour Black Ion plated shaft, Lamkin OMOI Sink Fit Pistol grip and upgraded blacked-out M Craft headcover.



MILLED AND FORGED PRECISION

The M.CRAFT line lives up to Mizuno's reputation for producing equipment of absolute precision and feedback. The original M.CRAFT I, II and III were introduced in 2020 with three more stable shapes added for 2021 – M.CRAFT IV, M.CRAFT V and M.CRAFT VI. Forged from premium 1025 mild carbon steel, then CNC milled to create the most precise shape and alignment. Available in three striking finishes with additional weight kit to adjust to a variety of putting conditions.



Finishes: Blue ION, Black ION, Classic White Satin






A great putter like the M.CRAFT is part engineering and part inspiration – just like a great putting stroke is part technique and part artistry. It's all about balance.




Chris Voshall, Product Manager



M• CRAFT 2021 EDITIONS

	M.CRAFT IV Slant neck deep square back. Moderate toe-hang, suited to a moderate putting arc.	STYLE# 210941
	M.CRAFT V Slant neck toe-heel deep mallet. Maximum toe-hang to suit a strong arc.	STYLE# 210942
	M.CRAFT VI Face-balanced wing mallet. Heavier at 371 grams for a straight back and through stroke.	STYLE# 210943 Dexterity: RH only

M• CRAFT 2020 EDITIONS

	M.CRAFT I Square back with mid slant neck. With max toe-hang, suited to an exaggerated putting arc.	STYLE# 210900
	M.CRAFT II Classic heel-toe with plumber's neck. With Mid toe-hang matching a moderate putting arc.	STYLE# 210905
	M.CRAFT III Face Balanced mid-mallet. Stability for golfers with less putting arc.	STYLE# 210906 Dexterity: RH only

ABSOLUTE PRECISION: Forged and CNC Milled from 1025 mild carbon steel for incredible precision and feel. Deep face milling creates a softer feel and pure roll.

HEAVYWEIGHT STABILITY: At a weighty 355 grams, M•CRAFT's head promotes a fluid, rhythmical putting stroke.

ADDITIONAL WEIGHT KIT: Includes two 3 gram weights, two 13 gram weights to be interchanged with the 8 gram fitted weights. Allowing the M.CRAFT to adjust to a variety of putting conditions.

WHITE SATIN, BLUE ION OR BLACK ION: Pick your favorite head style – then choose from one of three stunning finishes. Classic White Satin, bold Blue ION or intense Black ION.

PATCH M.CRAFT HEADCOVER: Premium quality in Mizuno's classic staff colours and emblazoned with the leather M-CRAFT mark.



Weight Kit

THE NEW SHAFT OPTIMIZER 3D

With built-in Gyro for Digital Lie angle measurement.
The most accurate fitting ever.



IRON SHAFT RECOMMENDATION. LIE ANGLE. SET MAKE UP.

Ask your clubfitter to swing the Mizuno Shaft Optimizer.

TAKE 3 SWINGS

Using the shaft optimizer. Strain gauges within the shaft record how you move the shaft. Golfers are generally surprised how consistent their 'good' and 'bad' swings are. Variation in the result is nearly always down to inconsistency of strike.

PROFILE USING SWING DNA

The software will align your unique DNA with a map of custom shafts independently measured and assessed by Mizuno.



FITTING CENTER

All centers boast Mizuno's shaft optimizer and fitting cart to help you identify the best matched iron model, set up and customization.

RANK EVERY SHAFT FOR SUITABILITY

Our Swing DNA software will rank every available iron shaft (based on their EI curves) as best to worst theoretical match against your swing profile. The new software shows every available shaft in order of suitability.

TEST THE RECOMMENDATIONS

Your Swing DNA shaft selection is based on science. After hitting the recommended options your fitter will be able to show you real world distances and dispersion. You may decide to promote a lower ranked shaft based on feel and sound. You may even prefer a non optimal flight that suits your eye. You make the final decision.

GOLF BALL AND DRIVER FITTING

The new ball fitting module unlocks previously unused data points collected by Mizuno's Shaft Optimizer to recommend either the the RB Tour, RB Tour X or new RB566 balls. The capacity for driver shaft fitting will be the first of its kind, utilizing bending profiles to create a swing match, as per Mizuno's renowned iron fitting.

KEITH MITCHELL

PGA TOUR



96	HEADSPEED (MPH)
4	TEMPO
4	TOE DOWN
2	KICK ANGLE
4	RELEASE FACTOR



GREYSON SIGG

PGA TOUR



91	HEADSPEED (MPH)
6	TEMPO
4	TOE DOWN
2	KICK ANGLE
4	RELEASE FACTOR



IRONS						
Manufacturer	Name	Steel/Graphite	Flex	Weight	Trajectory	Upcharge
Aerotech	Steelfiber i110	Graphite	S	110g	Mid-High	Yes
Aerotech	Steelfiber i95	Graphite	S	95g	Mid-High	Yes
KBS	\$-Taper Chrome	Steel	X	130g	Mid	
KBS	C-Taper	Steel	X	130g	Mid	
KBS	C-Taper Lite	Steel	X	115g	Mid-High	
KBS	Tour	Steel	X	130g	Mid	
KBS	Tour V	Steel	X	130g	Mid	Yes
KBS	Tour Lite	Steel	R	95g	High	
KBS	PGI	Graphite	-	70g	Mid	Yes
Mt. Chemical	MMT 85	Graphite	S	88g	Mid	Yes
Mt. Chemical	MMT 105	Graphite	TX	113g	Mid/Low	Yes
Nippon	N.S. Pro 950GH NEO	Steel	S	98g	Mid-High	
Nippon	N.S. Pro Modus Tour 105	Steel	X	112g	Mid	
Nippon	N.S. Pro Modus Tour 115	Steel	X	119.5g	Mid	
Nippon	N.S. Pro Modus Tour 120	Steel	X	120g	Mid	
Nippon	N.S. Pro Modus Tour 125	Steel	X	129.5g	Mid	Yes
True Temper	Dynamic Gold	Steel	X100	130g	Low	
True Temper	Dynamic Gold 95	Steel	S300	95g	High	
True Temper	Dynamic Gold 105	Steel	S300	103g	Mid-Low	
True Temper	Dynamic Gold 120	Steel	X100	120g	Low	
True Temper	Dynamic Gold Tour Issue	Steel	X100	130g	Low	Yes
True Temper	Dynamic Gold X7	Steel	X7	132g	Low	Yes
True Temper	Project X	Steel	6.5	125g	Low	
True Temper	Project X IO	Steel	6	120g	Low	
True Temper	Project X LS	Steel	6.5	125g	Low	

IRONS						
Manufacturer	Name	Steel/Graphite	Flex	Weight	Trajectory	Upcharge
True Temper	Project X LZ	Steel	6.5	125g	Mid	
True Temper	Project X LZ Blackout	Steel	5.5	115g	Mid	
UST Mamiya	Recoil 95	Graphite	S	95g	Mid	
UST Mamiya	Recoil ESX	Graphite	R	95g	Mid	
UST Mamiya	Recoil 780 ES SW F4	Graphite	F4 S	87g	Mid-High	
UST Mamiya	Recoil 780 ES SW F3	Graphite	F3 R	83g	Mid-High	
WOODS						
Manufacturer	Name	Steel/Graphite	Flex	Weight	Trajectory	Upcharge
Aldila	Ascent Red 50	Graphite	S	58g	Mid	
Aldila	Ascent Red 60	Graphite	R	54g	Mid	
Aldila	Ascent Red 60	Graphite	X	68g	Mid	
Aldila	Ascent Ultralite 40	Graphite	S	65g	Mid	
Aldila	Ascent Ultralite 40	Graphite	R	47g	High	
Fujikura	Motore X F3 7	Graphite	R2	44g	High	
Fujikura	Motore X F3 7	Graphite	S	76g	Mid	
Fujikura	Ventus Black 6	Graphite	S	64g	Low	Yes
Fujikura	Ventus Black 7	Graphite	X	65g	Low	Yes
Fujikura	Ventus Black 7	Graphite	X	78g	Low	Yes
Fujikura	Ventus Blue 7	Graphite	X	77.5g	Mid	Yes
Fujikura	Ventus Blue 6	Graphite	X	65g	Mid	Yes
Fujikura	Ventus Black TR 8	Graphite	X	89g	Low	Yes
Fujikura	Ventus Black TR 7	Graphite	X	80g	Low	Yes
Fujikura	Ventus Black TR 6	Graphite	S	79.5g	Low	Yes
Fujikura	Ventus Black TR 6	Graphite	X	70g	Low	Yes
Fujikura	Ventus Blue TR 8	Graphite	S	69.5g	Low	Yes
Fujikura	Ventus Blue TR 7	Graphite	X	88.5g	Mid	
Fujikura	Ventus Blue TR 7	Graphite	X	78.5g	Mid	Yes
Fujikura	Ventus Blue TR 6	Graphite	S	77.5g	Mid	Yes
Fujikura	Ventus Blue TR 6	Graphite	X	68g	Mid	Yes
Fujikura	Ventus Red TR 7	Graphite	S	68g	Mid	Yes
Fujikura	Ventus Red TR 7	Graphite	X	78g	Mid-High	Yes
Fujikura	Ventus Red TR 6	Graphite	X	69.5g	Mid-High	Yes
Fujikura	Ventus Red TR 5	Graphite	S	68g	Mid-High	Yes
Fujikura	Ventus Red TR 5	Graphite	S	59.5g	Mid-High	Yes

*Custom components are subject to availability






































WOODS						
Manufacturer	Name	Steel/Graphite	Flex	Weight	Trajectory	Upcharge
Graphite Design	Tour AD DI 6	Graphite	S	65g	Mid-High	Yes
Graphite Design	Tour AD DI 7	Graphite	X	75g	Mid-High	Yes
Graphite Design	Tour AD XC 6	Graphite	S	64g	Mid-Low	Yes
Graphite Design	Tour AD XC 7	Graphite	X	75g	Mid-Low	Yes
Mitsubishi Chemical	BASSARA E-SERIES 42	Graphite	L	43g	Mid-High	
Mitsubishi Chemical	KaiLi Blue 70	Graphite	X	74g	Mid	
Mitsubishi Chemical	KaiLi Blue 60	Graphite	S	72g	Mid	
Mitsubishi Chemical	KaiLi Blue 60	Graphite	X	68.5g	Mid	
Mitsubishi Chemical	KaiLi Blue 50	Graphite	S	66.5g	Mid	
Mitsubishi Chemical	KaiLi Blue 50	Graphite	R	64.5g	Mid	
Mitsubishi Chemical	KaiLi Blue 50	Graphite	S	57g	Mid-High	
Mitsubishi Chemical	KaiLi Blue 50	Graphite	R	55g	Mid-High	
Mizuno	MFUSION	Graphite	R	39g	High	
Project X	EvenFlow Riptide CB 50	Graphite	5.5	54g	High	
Project X	HZRDU Smoke Black RDX 60	Graphite	6.5	59g	Low	
Project X	HZRDU Smoke Black RDX 60	Graphite	6	58g	Low	
Project X	HZRDU Smoke Black RDX 60	Graphite	5.5	58g	Low	
Project X	HZRDU Smoke Black RDX 70	Graphite	6.5	69g	Low	
Project X	HZRDU Smoke Black RDX 70	Graphite	6	67g	Low	
Project X	HZRDU Smoke Blue RDX 60	Graphite	6.5	64g	Low	
Project X	HZRDU Smoke Blue RDX 60	Graphite	6	64g	Low	
Project X	HZRDU Smoke Blue RDX 60	Graphite	5.5	64g	Mid	
Project X	HZRDU Smoke Blue RDX 70	Graphite	6.5	75g	Low	
Project X	HZRDU Smoke Blue RDX 70	Graphite	6	75g	Low	
Project X	HZRDU Smoke Blue RDX PVD 60	Graphite	6.5	64g	Low	Yes
Project X	HZRDU Smoke Blue RDX PVD 60	Graphite	6	64g	Low	Yes
Project X	HZRDU Smoke Blue RDX PVD 60	Graphite	5.5	64g	Mid	Yes
Project X	HZRDU Smoke Blue RDX PVD 70	Graphite	6.5	75g	Low	Yes
Project X	HZRDU Smoke Blue RDX PVD 70	Graphite	6	75g	Low	Yes
Project X	HZRDU Smoke Green RDX 70	Graphite	6.5	72g	Low	
Project X	HZRDU Smoke Green RDX 70	Graphite	6	72g	Low	
Project X	HZRDU Smoke Green RDX 60	Graphite	6.5	61g	Low	
Project X	HZRDU Smoke Green RDX 60	Graphite	6	61g	Low	
UST	LIN-Q M40X Red 60	Graphite	F4-S	66g	Mid	
UST	LIN-Q M40X Red 60	Graphite	F3-R	66g	Mid	
UST	LIN-Q M40X Red 50	Graphite	F4-S	58g	Mid-High	
UST	LIN-Q M40X Red 50	Graphite	F3-R	57g	Mid-High	
UST	LIN-Q M40X Red 50	Graphite	F2-A	57g	Mid-High	
UST	HeLIUM NanoCore 40	Graphite	F1-L	43g	High	
UST	HeLIUM NanoCore 40	Graphite	F2	45g	High	

WEDGES						
Manufacturer	Name	Steel/Graphite	Flex	Weight	Trajectory	Upcharge
KBS	Hi Rev 2.0	Steel	S	125g	Mid	
KBS	Hi Rev 2.0 Chrome	Steel	Wedge	115g	Mid	
KBS	Hi Rev 2.0 Black PVD	Steel	Wedge	115g	Mid	
Nippon	N.S. Pro Modus Tour 105	Steel	Wedge	111g	Mid	
Nippon	N.S. Pro Modus Tour 125	Steel	Wedge	133g	Mid	
True Temper	Dynamic Gold Tour Issue	Steel	S400	132g	Low	

HYBRIDS						
Manufacturer	Name	Steel/Graphite	Flex	Weight	Trajectory	Upcharge
Aldila	Ascent Ultralite 50	Graphite	R2	54g	High	
Aldila	Ascent Ultralite 50	Graphite	R	55g	High	
Aldila	Ascent Ultralite 50	Graphite	S	59g	High	
Fujikura	Ventus HB Blue 9	Graphite	X	94g	Mid	Yes
Fujikura	Ventus HB Blue 8	Graphite	X	86g	Mid	Yes
Fujikura	Ventus HB Blue 8	Graphite	S	86g	Mid	Yes
Fujikura	Ventus HB Blue 7	Graphite	S	75g	Mid	Yes
Project X	HZRDU Smoke RDX Black 100	Graphite	6.5	105g	Low	
Project X	HZRDU Smoke RDX Black 80	Graphite	6.5	83g	Mid/Low	
Project X	HZRDU Smoke RDX Black 80	Graphite	6	81g	Mid	
Project X	HZRDU Smoke RDX Black 80	Graphite	5.5	80g	Mid/High	
Project X	HZRDU Smoke RDX Black 90	Graphite	6.5	92g	Low	
Project X	HZRDU Smoke RDX Black 90	Graphite	6	92g	Low	
Project X	U	Steel	6.5	110g	Mid/Low	
Project X	U	Steel	6	110g	Mid	
Project X	U	Steel	5.5	105g	Mid/High	
UST	HeLIUM NanoCore 50	Graphite	F1-L	53g	High	
UST	Lin-Q Blue 75	Graphite	F5-X	78g	Mid	
UST	Lin-Q Blue 75	Graphite	F4-S	76g	Mid	
UST	Lin-Q Blue 75	Graphite	F3-R	73g	Mid-High	
UST	Lin-Q Blue 75	Graphite	F2-A	70g	Mid-High	
Nippon	N.S. Pro Modus 3 Hybrid	Graphite	X	101g	Mid	
Nippon	N.S. Pro Modus 3 Hybrid	Graphite	S	91g	Mid	

*Custom components are subject to availability

GRIPS

Name	Gender	Brand	Info	
CP2 Wrap	Mens	Golf Pride	60 Round, 60 Midsize, 60 Jumbo, 58 Undersize	
M-31	Mens	Golf Pride	58 Round	
MCC Blue-White	Mens	Golf Pride	60 Round, 60 Midsize	
MCC TBlack-Grey	Mens	Golf Pride	60 Round	
MCC Plus 4 Blue-White	Mens	Golf Pride	60 Midsize	
MCC Plus 4 Black-Grey	Mens	Golf Pride	60 Round	
MCC ALIGN	Mens	Golf Pride	60 RIBBED	
MCC Plus 4 ALIGN	Mens	Golf Pride	60 RIBBED	
MCC Plus 4 Grey	Mens	Golf Pride	60 Round	
MCC Plus 4 Blue	Mens	Golf Pride	60 Round	
Tour Velvet	Mens	Golf Pride	60 Round, 60 Round Midsize, 60 Round Jumbo, 58 Round	
Tour Velvet 360	Mens	Golf Pride	60 Round	
Tour Velvet ALIGN	Mens	Golf Pride	60 Ribbed	
Tour Velvet Plus 4	Mens	Golf Pride	60 Round, 60 Midsize	
Tour Wrap Black	Mens	Golf Pride	60 Round, 60 Midsize, 58 Round Undersize	
Tour Wrap White	Mens	Golf Pride	60 Round	
Z Grip ALIGN	Mens	Golf Pride	60 Ribbed	
Z Grip Cord	Mens	Golf Pride	60 Round	
Mizuno J112	Mens	Golf Pride	61 Round	
M-31 360 Scuba Blue	Ladies	Golf Pride	59 Round Undersize	
Tour Velvet Cord	Mens	Golf Pride	58 Round	
Sticky 2.3 Black	Mens	Iomic	60 Round	
Crossline	Mens	Lamkin	58 Round	
Crossline Undersize	Mens	Lamkin	58 Round Undersize	
Crossline Black 360	Mens	Lamkin	60 Round, 60 Round Midsize	
Sonar+ Wrap	Mens	Lamkin	60 Round, 60 Midsize	
Sonar Tour	Mens	Lamkin	60 Round	
ST+2 Hybrid	Mens	Lamkin	60 Round, 60 Midsize	
ST+2 Hybrid 360	Mens	Lamkin	60 Round	
ST+2 Hybrid Calibrate	Mens	Lamkin	60 Ribbed, 60 Midsize Ribbed	
TS1	Mens	Lamkin	60 Round	
Dri Tac Wrap	Ladies	Winn	59 Round	
Dri-Tac Wrap	Mens	Winn	60 Round, 60 Midsize, 60 Oversize	
Traxion Tour Gray/White*	Putter	Super Stroke	2.0, 3.0	
Traxion Pistol GT Black/White*	Putter	Super Stroke	Tour	
Traxion Pistol GT Black/Blue/White*	Putter	Super Stroke	1.0, 2.0	
Traxion Flatso Black/White*	Putter	Super Stroke	1.0, 2.0	

* Upcharge applies

RB TOUR RB TOUR X

280015 / 280016

After 99 prototypes and the most exhaustive testing, we've put a Mizuno ball through, we created the perfect duo for our next generation of tour players. Both the RB Tour and RB Tour X feel sensationally soft at impact, as you would expect from Mizuno. Both lower spinning and efficient from the driver. With an AXIALFLOW dimple that creates a high launch from the driver (compared to other tour-type balls) and a flatter flight from the short irons (compared to other tour-type balls).

OUR MOST EXHAUSTIVELY TESTED BALLS EVER: Mizuno set 2 R&D teams the task of working in parallel for over three years to identify the ideal balance of construction, compression, dimple configuration and cover.

AXIALFLOW DIMPLE: On full shots, the new dimple generates a higher driver flight and flatter wedge flight, when compared to other tour-level balls.

SENSATIONALLY SOFT FEEL IS NOT EVERYTHING: A soft feel is always expected from Mizuno - but the new RB Tour cover was tested for over three years to ensure its durability is equally satisfying.

JUST 272 DIMPLES FOR A MORE DEFINED LOOK: A larger, more defined dimple creates a more precise outline and visual effect preferred by the majority of our testers.

CHOOSE RB TOUR X FOR LOW DRIVER SPIN AND RB TOUR FOR EVEN LOWER: Golf balls engineered for a new generation of faster clubhead speed players.

	RB TOUR	RB TOUR X
Compression	V Soft	Soft
Trajectory	Mid	Mid/Low
Driver Spin	Low	Mid/Low
Greenside spin	High	High
Construction	3 piece	3 piece
Dimples	272	272
Cover	Urethane	Urethane



We can now produce even softer compression balls that prolong their flight through aerodynamics. A softer core works to elevate trajectory and straighten flight – and now there's no trade off in distance.

Norikazu Ninomiya / Mizuno Japan



The ultimate difference with the new RB Tour has been the time spent working on the prototypes - 3 years of player, robot and greenside feedback across every possible performance attribute. Via parallel R&D teams - our original ball group in Japan, backed up by our unit in Atlanta US

David Llewellyn / Director of R&D



MIZUNO TOUR

230198

An authentic, professional grade Cabretta leather glove for the ultimate touch and feel. Naturally supple with a finely buffed interior for a luxurious, long-lasting fit.

SPECIFICATION: Professional Grade - Product as supplied to Mizuno's Tour staff. Premium Cabretta leather - Naturally supple for a long-lasting fit. High breathability - Complete leather coverage assisted by air circulating punch holes.

SIZES: S, M, ML, L, XL, XXL

CADET SIZING: CS, CM, CML, CL, CXL



MIZUNO ELITE

230197

A soft Cabretta leather palm, supported by durable, breathable synthetic upper.

SPECIFICATION: Cabretta Leather - Supple leather palm for comfort and breathability. Premium Synthetic Upper - For long term fit and shape. Mizuno FlexMesh - Refined panelling for flexibility and breathability.

SIZES: S, M, ML, L, XL, XXL

CADET SIZING: CS, CM, CML, CL, CXL

MRH SIZING: S, M, ML, L, XL



MIZUNO COMP

230199 (M)/ 230200 (W)

All weather performance, long-lasting fit and leather palm patch for enhanced grip.

SPECIFICATION: Premium Synthetic Upper - For long term fit, shape and durability. Leather palm patch - For improved grip and durability. Mizuno FlexMesh - Refined panelling for flexibility and breathability.

SIZES (MEN'S): S, M, ML, L, XL, XXL

CADET SIZING: CS, CM, CML, CL, CXL

MRH SIZING: S, M, ML, L, XL

SIZES (WOMEN'S): S, M, ML, L



MIZUNO RAINFIT

230185 (M)

Keeping our synthetic suede glove in the bag for a rainy day might be your best ever golfing decision. The wetter, the better for this secret weapon.

SPECIFICATION: Wet weather performance

SIZES (MEN'S): S, M, ML, L, XL

MATERIALS: 100% Synthetic Leather



MIZUNO THERMAGRIP

230186 (M)

For the very coldest days - with fleece lined cuff and brushed palm. Using Breath Thermo, Mizuno's remarkable warming fabric that converts trace body moisture into new heat. Sold in pairs.

SPECIFICATION: Breath Thermo heat generating performance

SIZES (MEN'S): S, M, ML, L, XL

MATERIALS: 100% Synthetic Leather



MIZUNO TOUR STAFF

240244

The iconic Mizuno staff bag – fresh, ever-evolving and instantly recognizable. The exact bag supplied to Mizuno's contracted professionals worldwide from The Open Championship 2022.

Built with premium materials to withstand a rigorous season on tour - engineered to carry more than history.

SPECIFICATION: Velour Padded 6-Way Top Cuff with 2 Full Length Dividers, Full Length Apparel Pockets, Velour Lined Valuables Pockets with Interior Mesh Pocket, (10) Interior Mesh Pockets for Easy Organization, Ball Pocket with Interior Mesh Pocket, Padded Shoulder Strap with Hooks for Easy Removal, Moulded Grab Handle, Zip Off Embroidery Panel, Metal Accessories Ring, Umbrella Holders, Matching Rainhood

CUFF: 6 way divider / 10"

WEIGHT: 13 lbs



6 Way



Staff



MIZUNO TOUR CART BAG

240246

The iconic colors and premium build quality of Mizuno's Tour Collection – with a staggering level of practicality and storage options. Space for every item you might need on a golf course – with extra for memories.

SPECIFICATION: 14-Way Top Cuff with Integrated Putter Well / Full length dividers, Rubberized Grab Handles Moulded into Top Cuff, Single Shoulder Strap with Adjustment Point, Full Length Apparel Pocket x 2, XL Insulated Cooler Pocket with Drain Holes, Fleece Lined Valuables Pocket with Waterproof Zipper, Removable Ball Pocket Panel, Magnetic Pocket, Insulated Drink Pocket, Push Cart Notch Moulded into Bottom

Cuff, Umbrella Holder, Matching Rainhood

CUFF: 14 way divider/ 10"

WEIGHT: 8.2 lbs



14 Way



Black



Staff

MIZUNO TOUR 6 OR 14 WAY STAND

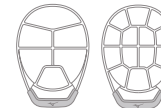
240247 (6) / 240248 (14)

The iconic Mizuno staff bag – just smaller, with legs. Built with the most durable, soft touch premium materials across our stand bag line. Versatile enough to be your one and only bag for the year.

SPECIFICATION: 6 or 14 Way Top Cuff with 3 Full Length Dividers, Grab Handle Integrated into Top Cuff, Dual Padded Shoulder Straps with 4 Points of Adjustment and Quick Release Clips, Wide-Profile Stand Legs with Rubber Feet, Full Length Apparel Pocket, Fleece Lined Valuables Pocket with Waterproof Zipper, Magnetic Pocket with Fleece Lining, Insulated Drink Pocket, Removable Ball Pocket Panel, Cart Strap Channel, Umbrella Holder, Matching Rainhood

CUFF: 6 or 14 way divider / 9"

WEIGHT: 7.4 lbs



6 Way

14 Way



Black



Staff

MIZUNO K1-LO LIGHTWEIGHT STAND BAG

240249

As close to weightless we could engineer a full stand bag. The K1-LO is built upon a carbon fiber stand construction, making it shockingly light, yet reassuringly rigid. High-density foam shoulder straps and intelligently placed pockets make it a joy for golfers who prefer to walk the course.

SPECIFICATION: 5-Way Top Cuff with 2 Full Length Dividers, Lightweight Composite Stand Legs, Dual Shoulder Straps with 4 Points of Adjustment, Full Length Apparel Pocket, Fleece Lined Valuables Pocket, Quick Access Mesh Pockets x 3, Bottom Grab Handle, Removable Ball Pocket Panel, Velcro Glove Patch, Accessories Loop, Umbrella Holder, Matching Rainhood

CUFF: 5 way divider/ 8"

WEIGHT: 3.1 lbs



5 Way



Navy/Red



Navy



Staff



Black/White

MIZUNO BR-D4C CART BAG

240241

Leave nothing behind Mizuno's maximum storage cart / trolley bag - with a staggering 20 pockets and compartments. An all-new "mission control" organizer panel makes it easy to store anything you need for quick access - from range finders to scorecards and yardage books to divot tools, all in one centralized location. With extra large cooler pocket.

SPECIFICATION: 14-Way Top Cuff with Large Putter Well, Full Length Dividers, Single Shoulder Strap, Rubberized Grab Handle, Cart Strap Channel, Magnetic Closure Pocket with Fleece Lining, Fleece Lined Valuables Pockets with Waterproof Zippers, Metal Towel/Accessory Clip, Full Length Apparel Pockets, Integrated Umbrella Sleeve, Quick Access Mesh Pockets, Loop Velcro Patch to attach glove / morale patches, Removable Ball Pocket Panel - for customization / embroidery, Bottom Grab Handle, Push Cart Notch on Bottom Cuff - for extra stability used on a push cart, Rainhood

CUFF: 14-way Top Cuff/9½"

WEIGHT: 7 lbs/3.2 kg



Nautical Blue White/Black Black Woodlands Camo Heathered Grey/ Navy

MIZUNO BR-D4 STAND BAG

240239

Our 'in-between' stand bag - if you walk one day and ride the next. On cart days - high loading with 13 pockets and compartments for all your gear and accessories. Supported by our new ultra-stable wide profile stand legs.

SPECIFICATION: Ultra-stable Wide Profile Stand Legs, Dual Shoulder Straps with Quick Release Clips, Moulded Bottom Cuff with Rubber Feet for additional stability, Fleece Lined Valuables Pocket with Waterproof Zipper, Magnetic Closure Pocket with Fleece Lining, Loop Velcro Patch to attach glove, Removable Ball Pocket Panel, Umbrella Holder

CUFF: 6-Way Top Cuff / 3 Full Length Dividers / 9½"

WEIGHT: 6.1 lbs/2.8 kg



Nautical Blue White/Black Black Green California Blue/Black

BR-DX HYBRID STAND BAG

240240

Our new hybrid stand bag leaves no stone left unturned in its quest for versatility. The BR-DX features 14 pockets for anything you'll need when riding a cart - including a large cooler pocket for those extra hot days. With large profile stand legs and a quick release detachable strap for walking days.

SPECIFICATION: Ultra-stable Wide Profile Stand Legs, Dual Shoulder Straps with Quick Release Clips, Full Length Apparel Pocket, Fleece Lined Valuables Pocket with Waterproof Zipper, Loop Velcro Patch to attach glove, Magnetic Closure Pocket with Fleece Linings, Removable Ball Pocket Panel, Large Insulated Cooler Pocket with Drain Holes, Umbrella Holder

CUFF: 14-Way Top Cuff / Full Length Dividers / 9½"

WEIGHT: 6.6lbs / 3 kg



Nautical Blue Black White/Black Heathered Grey/ Navy Woodlands Camo

MIZUNO BR-D3 STAND BAG

240238

If you walk 18 more often than you ride, the BR-D3 makes every step a little easier. Stripped back to 8 critical pockets and compartments - with a brand new ultra-comfortable shoulder strap. Features full length apparel pocket and insulated drinks pouch.

SPECIFICATION: Dual Shoulder Straps with 4 Points of Adjustment, 2 x grab handles, Fleece Lined Valuables Pocket with Waterproof Zipper, Metal Towel/Accessory Clip, Loop Velcro Patch to attach glove, Insulated Drink Pocket, Removable Ball Pocket Panel, Umbrella Holder, Rainhood

CUFF: 4-Way Top Cuff / 2 Full Length Dividers / 8½"

WEIGHT: 4.6 lbs/2.1 kg



Arctic Camo Stormy Blue Navy/Light Grey White/Black Black Staff

MIZUNO BR-D2 CARRY BAG

240237

A clever little bag that handles 14 clubs - for quick practice rounds or weekends away. With 9 pockets to organize your essentials, you'll only miss a large clothing pocket. The new detachable Mod Pouch gives a little more storage when you really need it, and a drop in clutter when you don't.

SPECIFICATION: Manual Open/Close Mini Stand Legs, Water-Resistant Coated Underbelly, Removable Mod Pouch with quick release clips, Dual Shoulder Straps with 4 Points of Adjustment, Loop Velcro Patch to attach glove, Insulated Drink Pocket, 2 x Grab Handles, Umbrella Holder

CUFF: 4-Way Top Cuff / 2 Full Length Dividers / 7½"

WEIGHT: 4lbs



Red

Navy

Heathered Grey

Black

LW-C CART BAG

240250

A more mobile, manageable cart bag that's easier to move from the car to the course. Still with all the full pockets and clever storage options - like a large cooler pocket with clever drainage holes. Just easier to handle and store between rounds.

SPECIFICATION: 7-Way Top Cuff with 3 Full Length Dividers, Single Shoulder Strap with Adjustment Point, Full Length Apparel Pocket x 2, Large Cooler Pocket with Drain Hole, Fleece Lined Valuables Pocket, Removable Ball Pocket Panel, Quick Access Mesh Pockets x 2, Push Cart Notch Moulded into Bottom Cuff, Carabiner Accessory Clip, Velcro Glove Patch, Matching Rainhood, Umbrella Holder

CUFF: 7 way top cuff/ 3 full length dividers/ 9"

WEIGHT: 4.7 lbs



Black/Blue

Black/White

Navy/Red

MIZUNO CG LAST BAG LARGE PRO

240235

Travel like a pro with the ultimate in golf travel bags! Used by nearly every current and past Touring Player. This premium large collapsible bag from Club Glove, accommodates nearly any golf bag and up to a 47" driver plus room for gear and golf accessories. When not in use, folds compact for storage. On average, this bag is 5lbs lighter than its competitor. Made in USA. Limited lifetime warranty.

SPECIFICATION: Invista Cordura 1000D Water Resistant Nylon, Snap ID Card Holder, 1600D Ballistic Nylon Base Reinforcement, YKK Zippers, ITW Nexus Buckles, 2 External Pockets, Stiff Arm Included, Limited Lifetime Warranty

WEIGHT: 10 lbs



Royal/Black

MIZUNO CLUB GLOVE COLLEGIATE

240236

Premium fitted collapsible bag (8.0 lbs) is perfectly sized for most stand bags or carry bags. Built with the same high quality features as the Last Bag Large Pro. Shoe pockets are now strategically located on the exterior of the bag for convenient and easier access or storage. Made in USA. Limited lifetime warranty. When not in use, fold and store compact. On average this bag is 5lb lighter than its competitors.

SPECIFICATION: Invista Cordura 1000D Water Resistant Nylon, Snap ID Card Holder, 1600D Ballistic Nylon Base Reinforcement, YKK Zippers, ITW Nexus Buckles, 2 External Pockets, Stiff Arm Included, Limited Lifetime Warranty

WEIGHT: 8 lbs



Royal/Black

TOUR DELTA FITTED

260334

The Mizuno Tour Delta Fitted is a revolutionary, lightweight, comfortable cap that features fused panels for a seamless, stitch-free finish. This hat also features a light-weight visor fabrication, a new 3-layer multi-function headband, and patent-pending stain block technology to prevent sweat stains on the cap's crown. Features a 3D silicone welded front logo.

FIT: Small/Medium: 6 3/4"- 7 1/2" Large/XL: 7 1/8"- 7 5/8"

MATERIALS: 92% Polyester, 8% Spandex*



White/Black Black Heathered Charcoal Navy White



Royal

TOUR VENT ADJUSTABLE

260335

The Mizuno Tour Vent Adjustable is a lightweight, adjustable, low profile hat featuring laser cut vent holes and a 3D silicone transfer logo. The new 3-layer multi-function headband features patent-pending stain block technology to prevent sweat stains on the cap's crown.

FIT: One Size Fits Most

MATERIALS: 92% Polyester, 8% Spandex*



White/Black White Blue Wing Teal Royal Black



Grey

TOUR FLAT SNAPBACK

260336

The Mizuno TOUR Flat Snapback is a flatbill that shares the same fabric as the TOUR Delta style with an adjustable snapback closure. Laser cut vent holes on the side panels add breathability and give the hat a modern look. Features a 3D embroidered logo with accent color outline. The new 3-layer multi-function headband features patent-pending stain block technology to prevent sweat stains on the cap's crown.

FIT: One Size Fits Most

MATERIALS: 92% Polyester, 8% Spandex*



White/White White/Black Dark Charcoal Grey/Gold Navy White White/Green California Blue



California Blue

TOUR ADJUSTABLE LW

260327

This unstructured, low profile golf hat from Imperial features a lightweight, breathable and moisture wicking polyester fabric. Adjustable hook and loop closure for easy fit.

FIT: One Size Fits Most

MATERIALS: 100% Polyester



White/Black Frost Grey/Black White/Colbat Navy/Red Black/White Navy/White



White/Green

MIZUNO PRO SCRIPT HAT

260352

Our best-selling hat now featuring the Mizuno Pro script in place of the standard Runbird logo. This unstructured, low profile golf hat from Imperial features a lightweight, breathable and moisture wicking polyester fabric. Adjustable hook and loop closure for easy fit.

FIT: One Size Fits Most

MATERIALS: 100% Polyester



Black/Copper Black/White White/Copper



Black/White

MIZUNO VICTORY PATCH HAT

260370

This trucker style hat with a snapback closure pays homage to the decorated 115-year history of the Mizuno brand.

FIT: One Size Fits Most

MATERIALS: 97% Polyester, 3% Spandex



Black Navy

CROSSED CLUBS SNAPBACK

260385

Whether it's on or off the golf course, this is the hat to represent your favorite golf brand. The lightweight fabric is perfect for hot days, but still maintains its structure to show the logo loud and proud.

FIT: One Size Fits Most

MATERIALS: 92% Polyester, 8% PU Spandex®



FRESH MARBLE ADJUSTABLE

260386

The perfect piece of headwear to accompany the new RB Tour and RB Tour X golf balls.

FIT: One Size Fits Most

MATERIALS: 92% Polyester, 8% PU Spandex®



MIZUNO PATCH SNAPBACK

260387

Featuring a golf ball silhouette and stand out color schemes, your loyalty won't be left to question with this hat. You're a Mizuno golfer through and through.

FIT: One Size Fits Most

MATERIALS: 98% Polyester, 2% Spandex®



CROSSED CLUBS MESHBACK

260388

Whether it's on or off the golf course, this is the hat to represent your favorite golf brand. The trucker style meshback is perfect for keeping your head cool on the course.

FIT: One Size Fits Most

MATERIALS: 99% Polyester, 1% Spandex



TOUR ELITE VISOR

260337

The Mizuno Tour Elite Visor is a lightweight, technical, performance visor with a standard visor crown height. Features a 3D heat transfer front logo. The new 3-layer multi-function headband features patent-pending stain block technology.

FIT: One Size Fits Most

MATERIALS: 95% Polyester, 5% PU Spandex



PIN HIGH

260389

Let 'em know! Mizuno irons in the bag - time to go flag hunting. This unstructured, lightweight hat represents exactly where you want to be - Pin High.

FIT: One Size Fits Most

MATERIALS: 100% Polyester



TOUR KNIT POM

260345

The Tour Knit Pom Winter Hat features a fleece liner and is stretch fitted with a woven label logo application.

FIT: One Size Fits Most

MATERIALS: 100% Acrylic



Black/Charcoal

Staff

TOUR SUN HAT

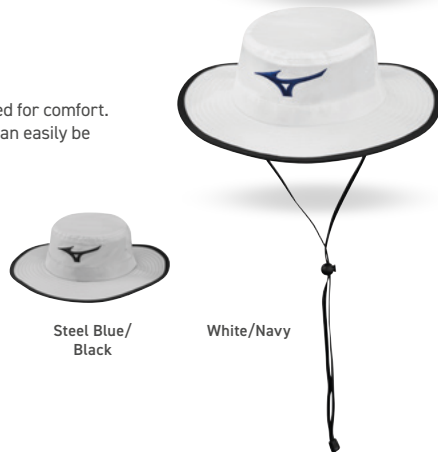
260346

This Mizuno Tour Sun Hat is lightweight and ventilated for comfort. Comes with an adjustable chin strap with clips that can easily be removed. It is an unstructured fit.

SIZES: S,M, L

FIT: Small: 6 3/4", Medium: 7 1/8", Large: 7 1/2"

MATERIALS: 100% Polyester



Steel Blue/
Black

White/Navy

BUCKET HAT

260390

The perfect hat to keep your head and ears protected from the sun and keep you cool at the same time. Featuring Imperial's Coolcore® moisture activated cooling technology and a Runbird patch to show your love for Mizuno.

SIZES: S,M, L

FIT: S/M fits 7"-7 1/4", L/XL fits 7 1/4" - 7 1/2" head sizes.

MATERIALS: 100% Polyester



White

Navy


DUAL CANOPY UMBRELLA

260320

Double Canopy Umbrella for Golf



Staff



Black/White

Grey/Blue

**MIZUNO MICROFIBER
CART TOWEL**

260319

SIZE: (15.75" x 23.6")



**MIZUNO MICROFIBER
TOUR TOWEL**

260318

SIZE: (42" x 22")



